

FCC PART 15C TEST REPORT FOR CERTIFICATION  
On Behalf of

HUIZHOU FORYOU GENERAL ELECTRONICS CO.,LTD.

Car Multimedia Player

Model Number: VX7024

FCC ID: 2AEIN-VX7024

Prepared for:	HUIZHOU FORYOU GENERAL ELECTRONICS CO.,LTD.
	North Shangxia Road, Dongjiang Hi tech Industry Park,
	Huizhou, China
Prepared By:	EST Technology Co., Ltd.
	Chilingxiang, Qishantou, Santun, Houjie, Dongguan, Guangdong, China
	Tel: 86-769-83081888-808




Report Number:	ESTE-R1702007
Date of Test:	November 26 ~ November 27, 2017
Date of Report:	November 28, 2017

# TABLE OF CONTENTS

Description	Page
TEST REPORT VERIFICATION .....	3
1. GENERAL INFORMATION.....	5
1.1. Description of Device (EUT) .....	5
2. SUMMARY OF TEST .....	6
2.1. Summary of test result.....	6
2.2. Test Facilities.....	7
2.3. Measurement uncertainty .....	8
2.4. Assistant equipment used for test .....	8
2.5. Block Diagram.....	8
2.6. Test mode .....	9
2.7. Channel List.....	9
2.8. Test Equipment.....	10
3. MAXIMUM PEAK OUTPUT POWER.....	12
3.1. Limit .....	12
3.2. Test Procedure .....	12
3.3. Test Result .....	12
3.4. Test Data.....	13
4. 20 DB BANDWIDTH .....	17
4.1. Limit .....	17
4.2. Test Procedure .....	17
4.3. Test Result .....	17
4.4. Test Data.....	18
5. CARRIER FREQUENCY SEPARATION.....	22
5.1. Limit .....	22
5.2. Test Procedure .....	22
5.3. Test Result .....	22
5.4. Test Data.....	23
6. NUMBER OF HOPPING CHANNEL .....	27
6.1. Limit .....	27
6.2. Test Procedure .....	27
6.3. Test Result .....	27
6.4. Test Data.....	28
7. DWELL TIME.....	30
7.1. Limit .....	30
7.2. Test Procedure .....	30
7.3. Test Result .....	30
7.4. Test Data.....	31
8. RADIATED EMISSIONS .....	37
8.1. Limit .....	37
8.2. Block Diagram of Test setup.....	38
8.3. Test Procedure .....	39
8.4. Test Result .....	39
8.5. Test Data.....	40

- 9. BAND EDGE COMPLIANCE ..... 56
  - 9.1. Limit ..... 56
  - 9.2. Block Diagram of Test setup ..... 56
  - 9.3. Test Procedure ..... 56
  - 9.4. Test Result ..... 56
- 10. POWER LINE CONDUCTED EMISSIONS ..... 73
  - 10.1. Limit ..... 73
  - 10.2. Test Procedure ..... 73
- 11. ANTENNA REQUIREMENTS ..... 74
  - 11.1. Limit ..... 74
  - 11.2. Result ..... 74
- 12. TEST SETUP PHOTO ..... 75
- 13. PHOTO EUT ..... 76

**EST Technology Co., Ltd.**

<b>Applicant:</b> <b>Address:</b>	HUIZHOU FORYOU GENERAL ELECTRONICS CO.,LTD. North Shangxia Road, Dongjiang Hi tech Industry Park, Huizhou, China		
<b>Manufacturer:</b> <b>Address:</b>	Huizhou Foryou General Electronics Co., Ltd North Shangxia Road, Dongjiang Hi-tech Industry Park, Huizhou, Guangdong Province, 516005, P R China		
<b>E.U.T:</b>	Car Multimedia Player		
<b>Model Number:</b>	VX7024		
<b>Power Supply:</b>	DC 12V		
<b>Test Voltage:</b>	DC 12V		
<b>Trade Name:</b>	JENSEN	<b>Serial No.:</b>	-----
<b>Date of Receipt:</b>	January 04, 2017	<b>Date of Test:</b>	November 26 ~ November 27, 2017
<b>Test Specification:</b>	FCC Rules and Regulations Part 15 Subpart C:2016 ANSI C63.10:2013		
<b>Test Result:</b>	<p>The device described above is tested by EST Technology Co., Ltd. The measurement results were contained in this test report and EST Technology Co., Ltd. was assumed full responsibility for the accuracy and completeness of these measurements. Also, this report shows that the EUT to be technically compliance with the FCC Rules and Regulations Part 15 Subpart C requirements.</p> <p>This report applies to above tested sample only and shall not be reproduced in part without written approval of EST Technology Co., Ltd.</p>		
		<b>Date:</b>	November 28, 2017
<b>Prepared by:</b>	<b>Reviewed by:</b>	<b>Approved by:</b>	
			
_____ Amy / Assistant	_____ Tony / Engineer	_____ Iceman Hu / Manager	
<b>Other Aspects:</b>	None.		
<i>Abbreviations: OK/P=passed    fail/F=failed    n.a/N=not applicable    E.U.T=equipment under tested</i>			
<i>This test report is based on a single evaluation of one sample of above mentioned products ,It is not permitted to be duplicated in extracts without written approval of EST Technology Co., Ltd.</i>			

## 1. GENERAL INFORMATION

### 1.1. Description of Device (EUT)

Product Name	:	Car Multimedia Player
FCC ID	:	2AEIN-VX7024
Model Number	:	VX7024
Operation frequency	:	2402MHz~2480MHz
Number of channel	:	79
Antenna	:	Internal antenna, 0 dBi gain
Modulation	:	BT BDR: GFSK BT EDR: $\pi/4$ -DQPSK BT EDR: 8-DPSK
Sample Type	:	Prototype production

## 2. SUMMARY OF TEST

### 2.1. Summary of test result

Description of Test Item	Standard	Results
Maximum Peak Output Power	FCC Part 15: 15.247(b)(1) DA 00-705	PASS
20dB Bandwidth	FCC Part 15: 15.247a1 DA 00-705	PASS
Carrier Frequency Separation	FCC Part 15: 15.247(a)(1) DA 00-705	PASS
Number Of Hopping Channel	FCC Part 15: 15.247(a)(1)(iii) DA 00-705	PASS
Dwell Time	FCC Part 15: 15.247(a)(1)(iii) DA 00-705	PASS
Radiated Emissions	FCC Part 15: 15.209 FCC Part 15: 15.247(d) ANSI C63.10:2013 DA 00-705	PASS
Band Edge Compliance	FCC Part 15: 15.247(d) DA 00-705	PASS
Power Line Conducted Emissions	FCC Part 15: 15.207 ANSI C63.10:201 DA 00-705	NA
Antenna requirement	FCC Part 15: 15.203	PASS
<p>Note: 15.207 only signals conducted onto the AC power lines are required to be measured. The equipment is only DC power supply, so "Power Line Conducted Emissions" is not required.</p>		

## 2.2. Test Facilities

EMC Lab	:	<p>Certificated by CNAS, CHINA Registration No.: L5288 Date of registration: November 13, 2017</p> <p>Certificated by A2LA, USA Registration No.: 4366.01 Date of registration: November 07, 2017</p> <p>Certificated by FCC, USA Designation Number: CN1215 Registration No.: 722932 Date of registration: November 21, 2017</p> <p>Certificated by Industry Canada Registration No.: 9405A Date of registration: December 03, 2015</p> <p>Certificated by VCCI, Japan Registration No.: R-13663; C-14103 Date of registration: July 25, 2017 This Certificate is valid until: July 24, 2020</p> <p>Certificated by TUV Rheinland, Germany Registration No.: UA 50195514 0001 Date of registration: February 07, 2015</p> <p>Certificated by TUV/PS, Shenzhen Registration No.: SCN1017 Date of registration: January 27, 2011</p> <p>Certificated by Intertek ETL SEMKO Registration No.: 2011-RTL-L2-64 Date of registration: April 28, 2011</p> <p>Certificated by Nemko, Hong Kong Registration No.: 175193 Date of registration: May 4, 2011</p>
Name of Firm	:	EST Technology Co., Ltd.
Site Location	:	Chilingxiang, Qishantou, Santun, Houjie, Dongguan, Guangdong, China

### 2.3. Measurement uncertainty

Test Item	Uncertainty
Uncertainty for Conduction emission test	±3.48dB
Uncertainty for spurious emissions test (30MHz-1GHz)	±4.60 dB(Polarize: H)
	±4.68 dB(Polarize: V)
Uncertainty for spurious emissions test (1GHz to 18GHz)	±4.96dB
Uncertainty for radio frequency	$7 \times 10^{-8}$
Uncertainty for conducted RF Power	0.20dB
Uncertainty for Power density test	0.26dB


Note: This uncertainty represents an expanded uncertainty expressed at approximately the 95% confidence level using a coverage factor of k=2.

### 2.4. Assistant equipment used for test

2.4.1. N/A

### 2.5. Block Diagram

For radiated emissions test: EUT was placed on a turn table, which is 0.8 (or 1.5) meter high above ground. EUT was beset into Bluetooth test mode by software before test.



(EUT: Car Multimedia Player)



## 2.6. Test mode

The test software was used to control EUT work in Continuous TX mode, and select test channel, wireless mode

Mode	Channel	Frequency
GFSK	Low	2402MHz
	Middle	2441MHz
	High	2480MHz
8-DPSK	Low	2402MHz
	Middle	2441MHz
	High	2480MHz

## 2.7. Channel List

Channel No.	Frequency (MHz)	Channel No.	Frequency (MHz)	Channel No.	Frequency (MHz)	Channel No.	Frequency (MHz)
1	2402	2	2403	3	2404	4	2405
5	2406	6	2407	7	2408	8	2409
9	2410	10	2411	11	2412	12	2413
13	2414	14	2415	15	2416	16	2417
17	2418	18	2419	19	2420	20	2421
21	2422	22	2423	23	2424	24	2425
25	2426	26	2427	27	2428	28	2429
29	2430	30	2431	31	2432	32	2433
33	2434	34	2435	35	2436	36	2437
37	2438	38	2439	39	2440	40	2441
41	2442	42	2443	43	2444	44	2445
45	2446	46	2447	47	2448	48	2449
49	2450	50	2451	51	2452	52	2453
53	2454	54	2455	55	2456	56	2457
57	2458	58	2459	59	2460	60	2461
61	2462	62	2463	63	2464	64	2465
65	2466	66	2467	67	2468	68	2469
69	2470	70	2471	71	2472	72	2473
73	2474	74	2475	75	2476	76	2477
77	2478	78	2479	79	2480	-	-

## 2.8. Test Equipment

### 2.8.1. For conducted emission test

Equipment	Manufacturer	Model No.	Serial No.	Calibration Body	Last Cal.	Next Cal.
EMI Test Receiver	Rohde & Schwarz	ESHS30	832354	CEPREI	June 17,17	1 Year
Artificial Mains Network	Rohde & Schwarz	ENV216	101260	CEPREI	June 17,17	1 Year
Pulse Limiter	Rohde & Schwarz	ESH3-Z2	101100	CEPREI	June 17,17	1 Year
Test Software	Audix	e3-6.111221a	N/A	N/A	N/A	N/A

### 2.8.2. For radiated emission test(9 kHz-30MHz)

Equipment	Manufacturer	Model No.	Serial No.	Calibration Body	Last Cal.	Next Cal.
EMI Test Receiver	Rohde & Schwarz	ESR7	101780	CEPREI	June 17,17	1 Year
Active Loop Antenna	SCHWARZB ECK	FMZB1519	1519-038	CEPREI	October 08,17	1 Year
Test Software	Audix	e3-6.111221a	N/A	N/A	N/A	N/A

### 2.8.3. For radiated emissions test (30-1000MHz)

Equipment	Manufacturer	Model No.	Serial No.	Calibration Body	Last Cal.	Next Cal.
EMI Test Receiver	Rohde & Schwarz	ESR7	101780	CEPREI	June 17,17	1 Year
Bilog Antenna	Teseq	CBL 6111D	27090	CEPREI	June 08,17	1 Year
Test Software	Audix	e3-6.111221a	N/A	N/A	N/A	N/A

### 2.8.4. For radiated emission test(above 1GHz)

Equipment	Manufacturer	Model No.	Serial No.	Calibration Body	Last Cal.	Next Cal.
Horn Antenna	SCHWARZB ECK	BBHA 9120 D	BBHA912 0D1002	CEPREI	June 08,17	1 Year
Horn Antenna	SCHWARZB ECK	BBHA9170	BBHA917 0242	CEPREI	June 08,17	1 Year
Signal Amplifier	SCHWARZB ECK	BBV9718	9718-212	CEPREI	March 12,17	1 Year
Signal Amplifier	Rohde & Schwarz	SCU40	100437	LISAI	November 04,16	1 Year
Spectrum Analyzer	Rohde & Schwarz	FSV	103173	CEPREI	June 17,17	1 Year
PSA Series Spertum Analyzer	Agilent	E4447A	MY50180 031	CEPREI	June 16,17	1 Year
Test Software	Audix	e3-6.111221a	N/A	N/A	N/A	N/A

## 2.8.5. For connect EUT antenna terminal test

Equipment	Manufacturer	Model No.	Serial No.	Calibration Body	Last Cal.	Next Cal.
Spectrum Analyzer	Rohde & Schwarz	FSV	103173	CEPREI	June 17,17	1 Year
Spectrum Analyzer	Agilent	E4408B	MY44211 139	CEPREI	June 17,17	1 Year

### 3. MAXIMUM PEAK OUTPUT POWER

#### 3.1. Limit

For frequency hopping systems operating in the 2400-2483.5 MHz band employing at least 75 non-overlapping hopping channels, and all frequency hopping systems in the 5725-5850 MHz band: 1 watt. For all other frequency hopping systems in the 2400-2483.5 MHz band: 0.125 watts, the e.i.r.p shall not exceed 4W

#### 3.2. Test Procedure

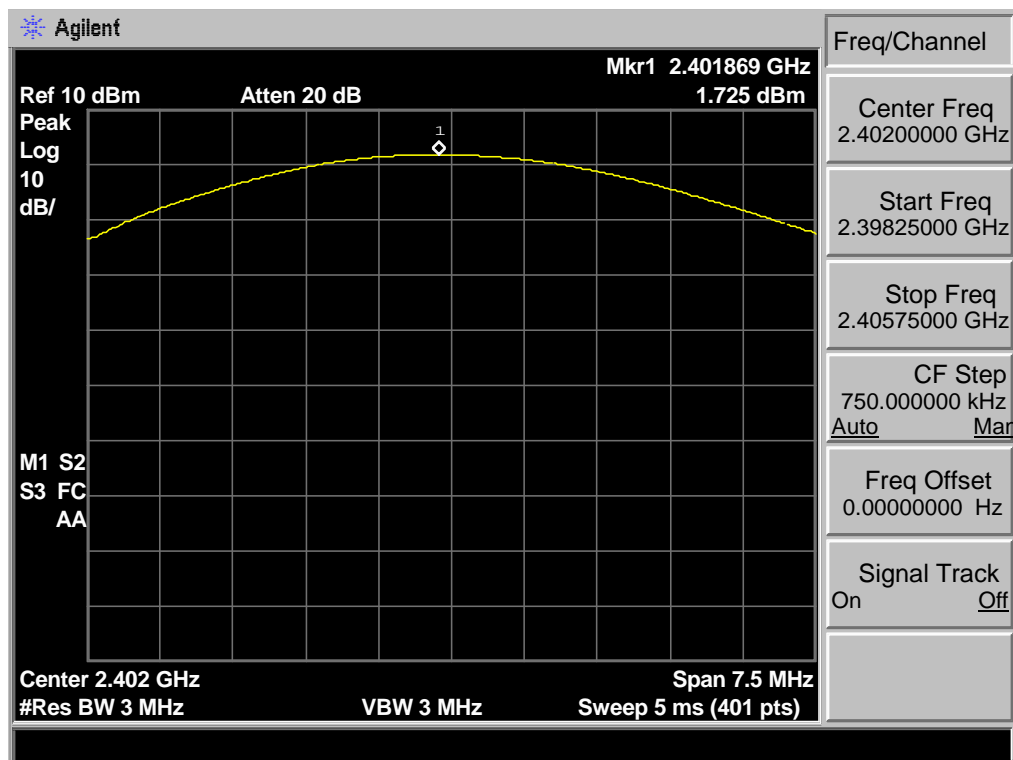
The transmitter output (antenna port) was connected to the spectrum analyzer. Connect EUT antenna terminal to the spectrum analyzer with a low loss SMA cable.

#### 3.3. Test Result

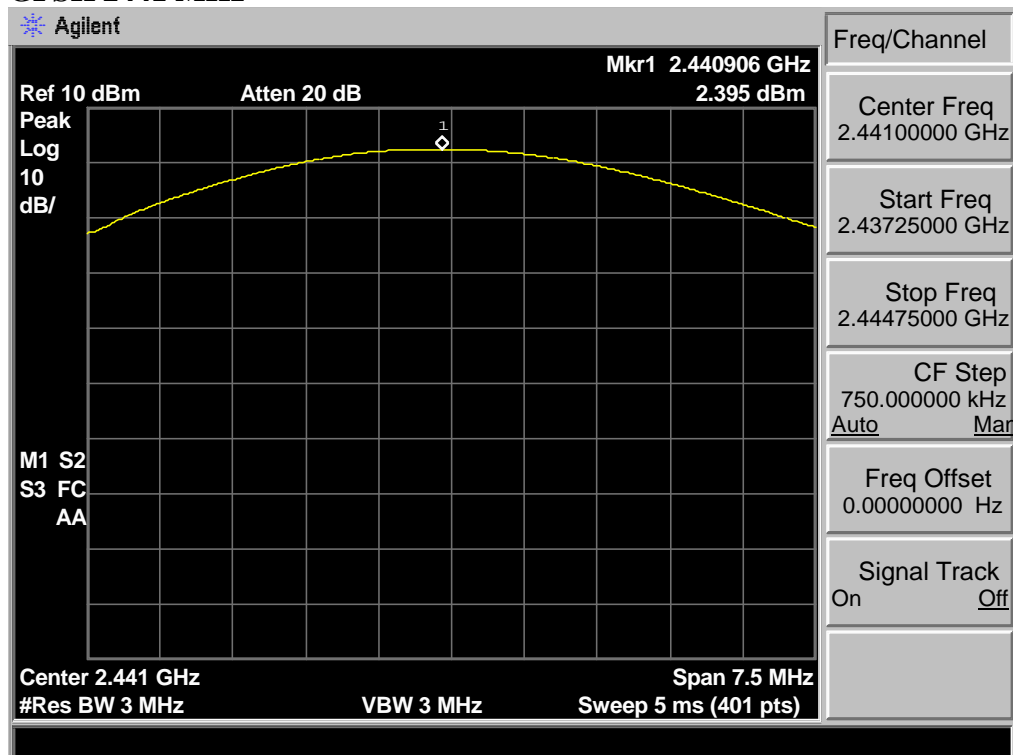
EUT: Car Multimedia Player					
M/N: VX7024					
Test date: 2017-11-27		Test site: RF site		Tested by: Seven	
Mode	Freq (MHz)	Result (dBm)	Limit		Conclusion
			dBm	W	
GFSK	2402	1.725	30.00	1	Pass
	2441	2.395	30.00	1	Pass
	2480	2.600	30.00	1	Pass
8-DPSK	2402	1.595	21.00	0.125	Pass
	2441	1.883	21.00	0.125	Pass
	2480	2.021	21.00	0.125	Pass

### 3.4. Test Data

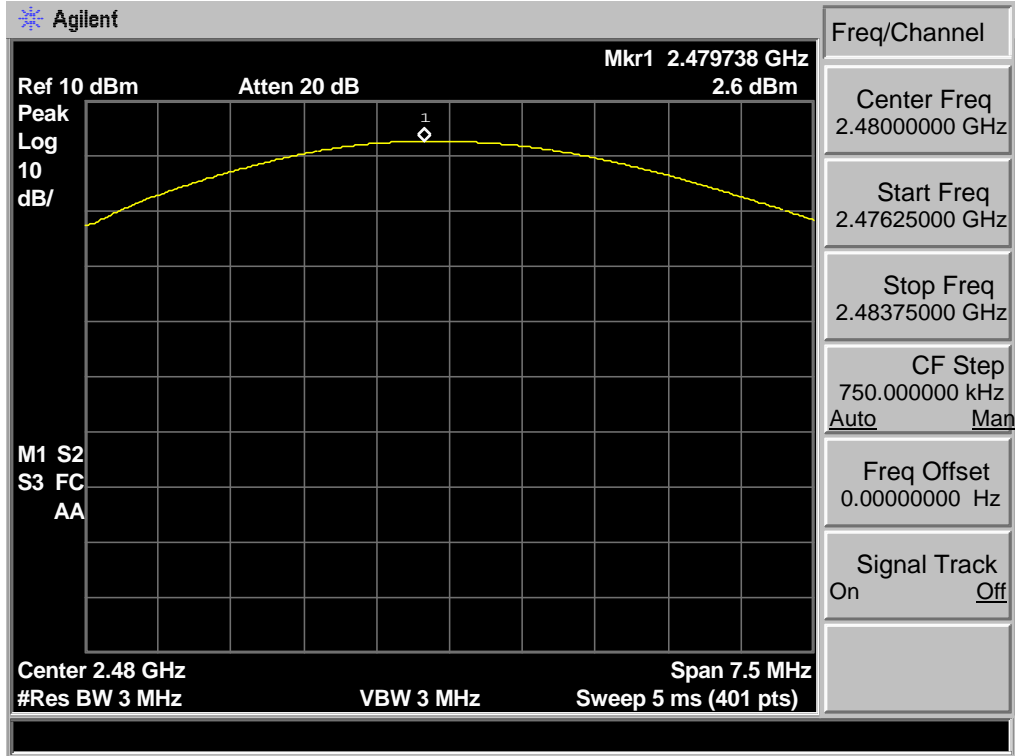
#### GFSK 2402 MHz



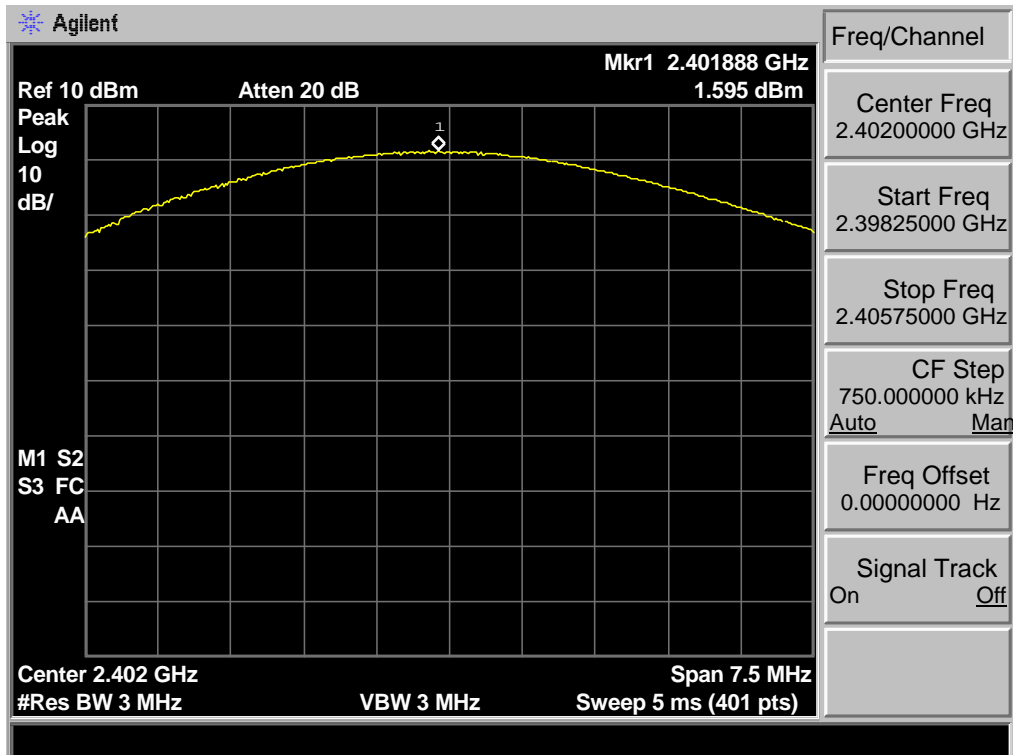
#### GFSK 2441 MHz



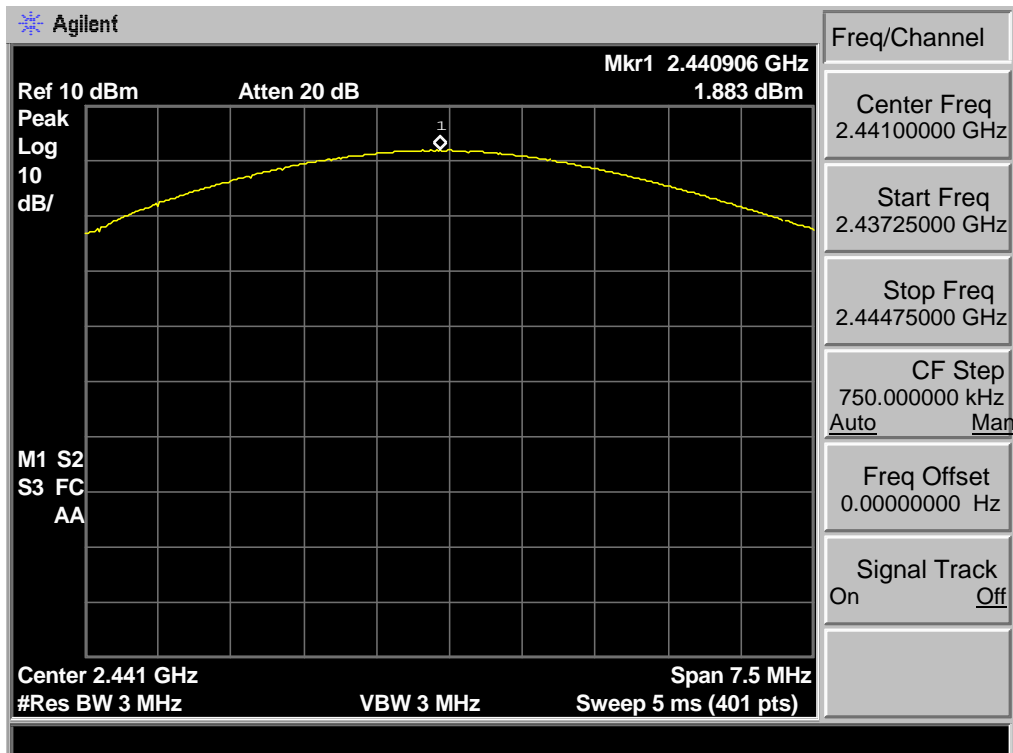
**GFSK 2480 MHz**



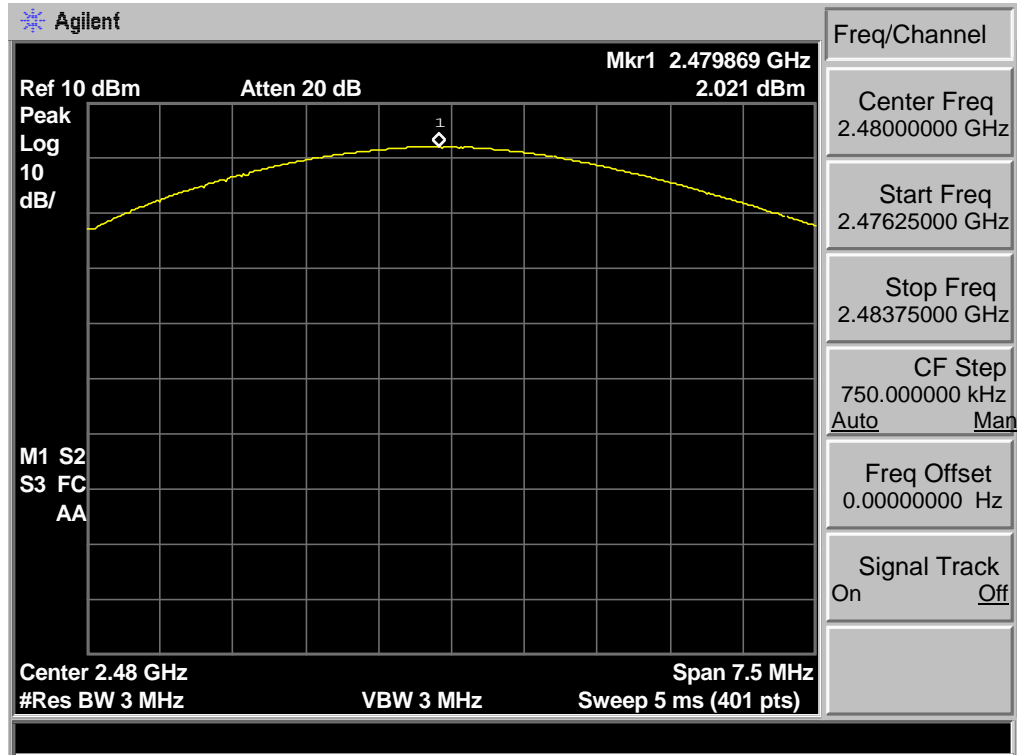
### 8-DPSK 2402 MHz



### 8-DPSK 2441 MHz



### 8-DPSK 2480 MHz





## 4. 20 DB BANDWIDTH

### 4.1. Limit

Intentional radiators operating under the alternative provisions to the general emission limits, as contained in §§ 15.217 through 15.257 and in Subpart E of this part, must be designed to ensure that the 20 dB bandwidth of the emission, or whatever bandwidth may otherwise be specified in the specific rule section under which the equipment operates, is contained within the frequency band designated in the rule section under which the equipment is operated.

### 4.2. Test Procedure

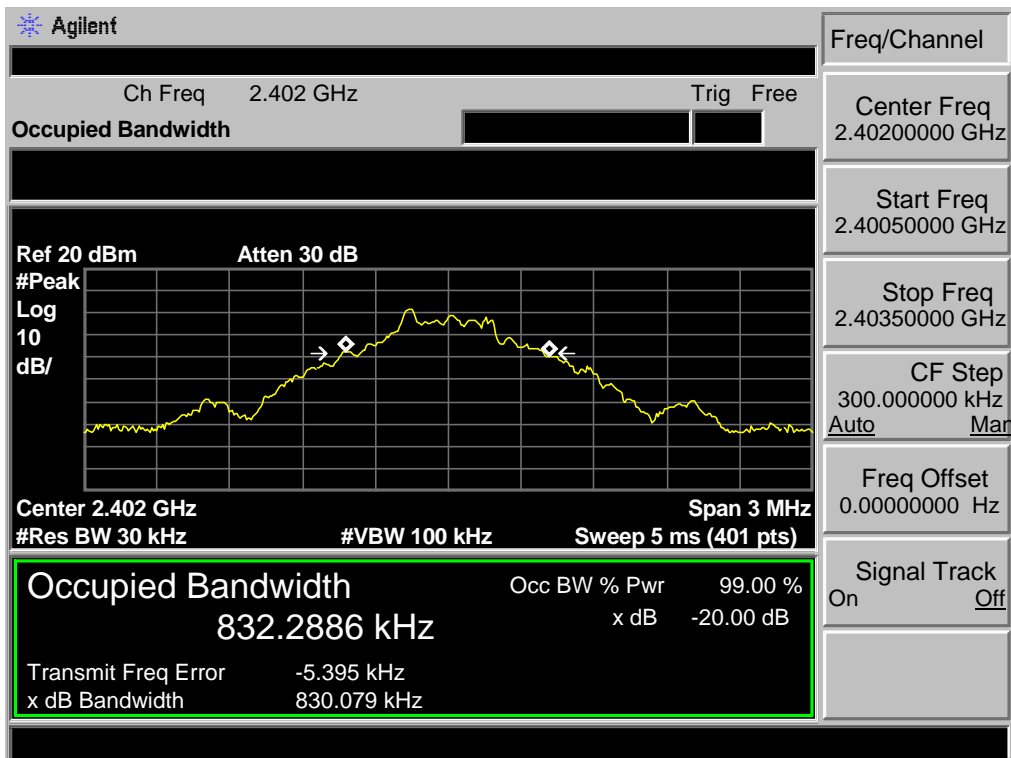
The transmitter output (antenna port) was connected to the spectrum analyzer. Connect EUT antenna terminal to the spectrum analyzer with a low loss SMA cable. The bandwidth of the fundamental frequency was measured by spectrum analyzer with 30kHz RBW and 100kHz VBW. The 20dB bandwidth is defined as the total spectrum the power of which is higher than peak power minus 20dB.

### 4.3. Test Result

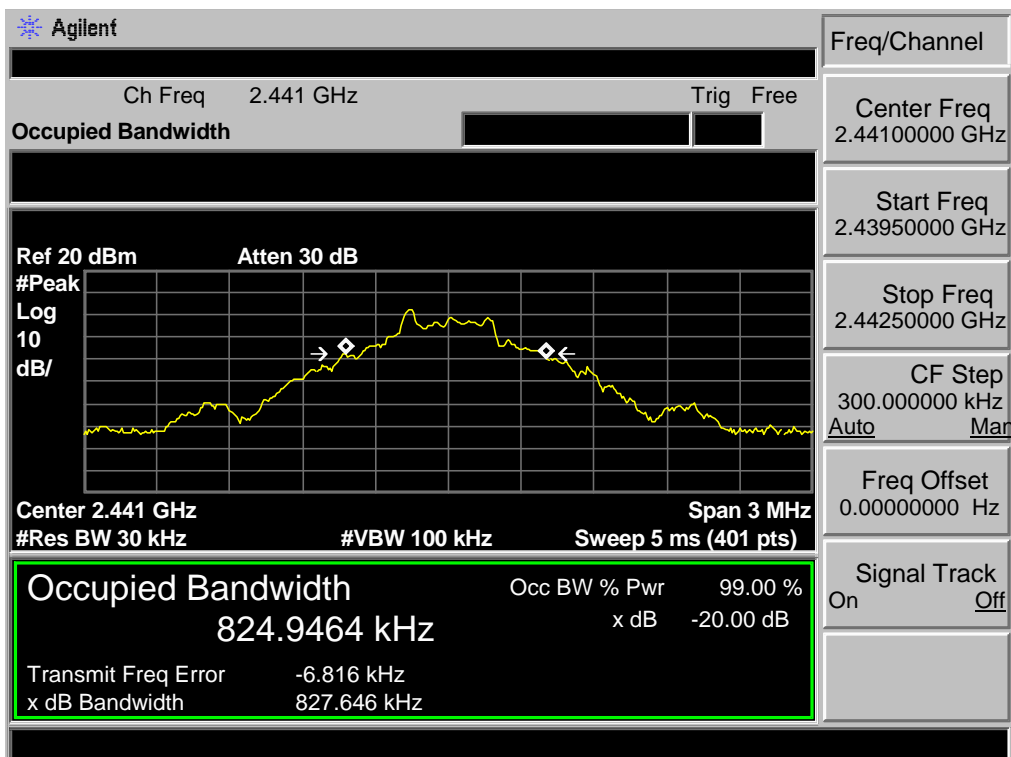
EUT: Car Multimedia Player				
M/N: VX7024				
Test date: 2017-11-27		Test site: RF site		Tested by: Seven
Mode	Freq (MHz)	20dB Bandwidth (MHz)	Limit (kHz)	Conclusion
GFSK	2402	0.830	/	PASS
	2441	0.828	/	PASS
	2480	0.824	/	PASS
8-DPSK	2402	1.167	/	PASS
	2441	1.166	/	PASS
	2480	1.171	/	PASS

### 4.4. Test Data

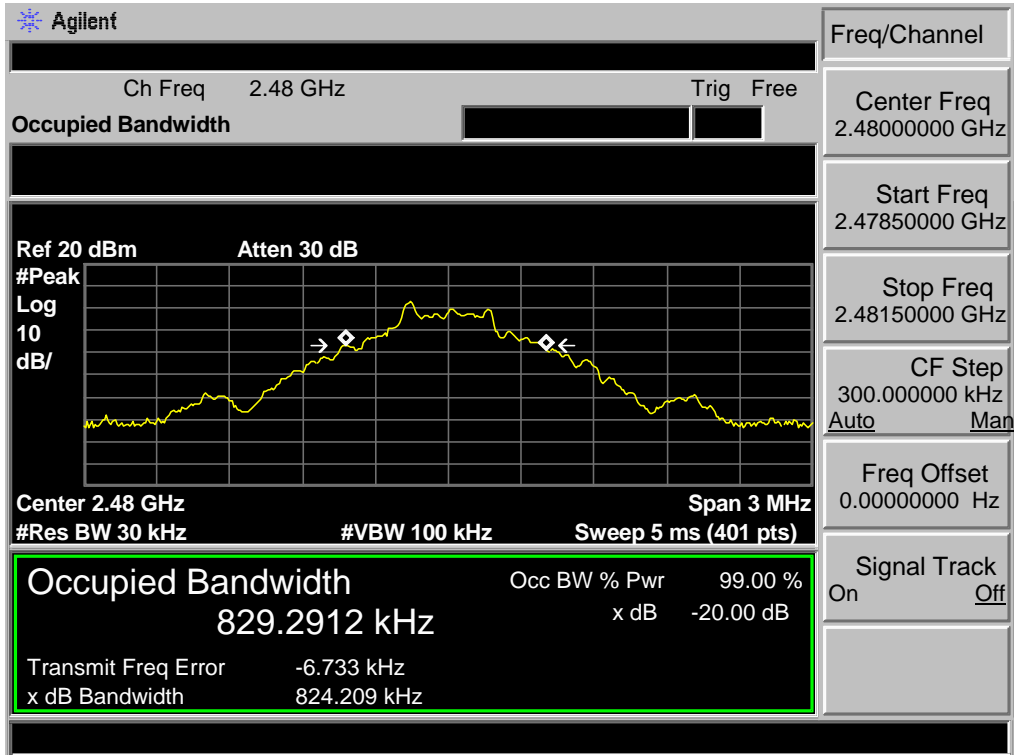
#### GFSK 2402MHz



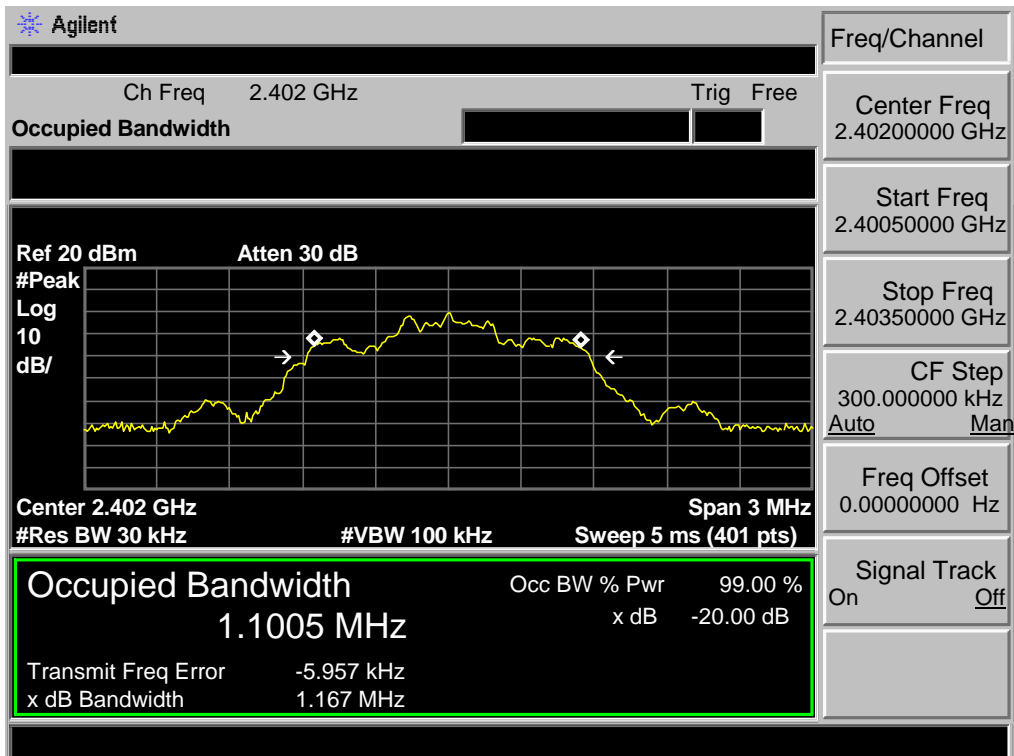
#### GFSK 2441MHz



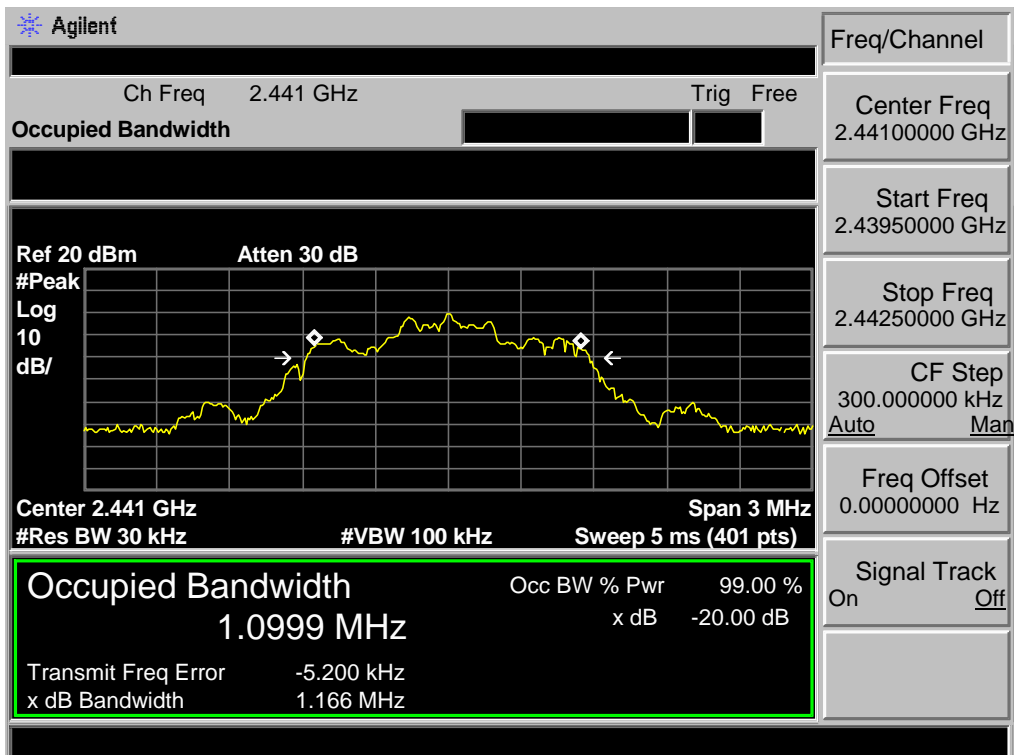
**GFSK 2480MHz**



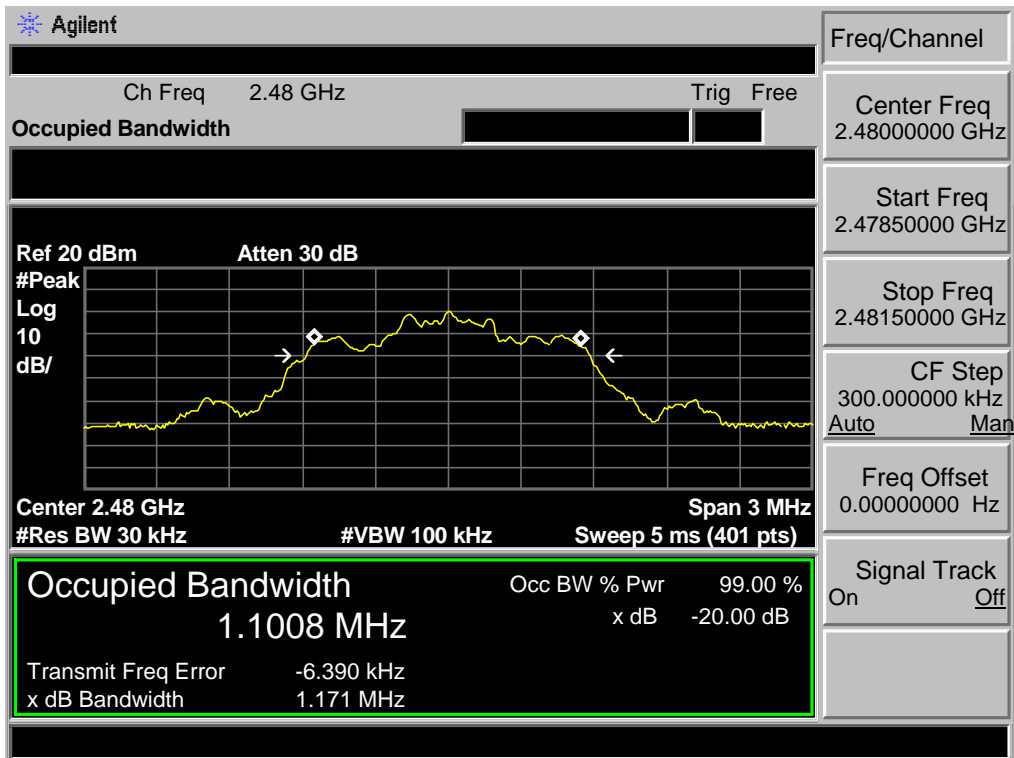
### 8-DPSK 2402MHz



### 8-DPSK 2441MHz



8-DPSK 2480MHz



## 5. CARRIER FREQUENCY SEPARATION

### 5.1. Limit

Frequency hopping systems shall have hopping channel carrier frequencies separated by a minimum of 25 kHz or the 20 dB bandwidth of the hopping channel, whichever is greater. Alternatively, frequency hopping systems operating in the 2400-2483.5 MHz band may have hopping channel carrier frequencies that are separated by 25 kHz or two-thirds of the 20 dB bandwidth of the hopping channel, whichever is greater, provided the systems operate with an output power no greater than 125 mW.

### 5.2. Test Procedure

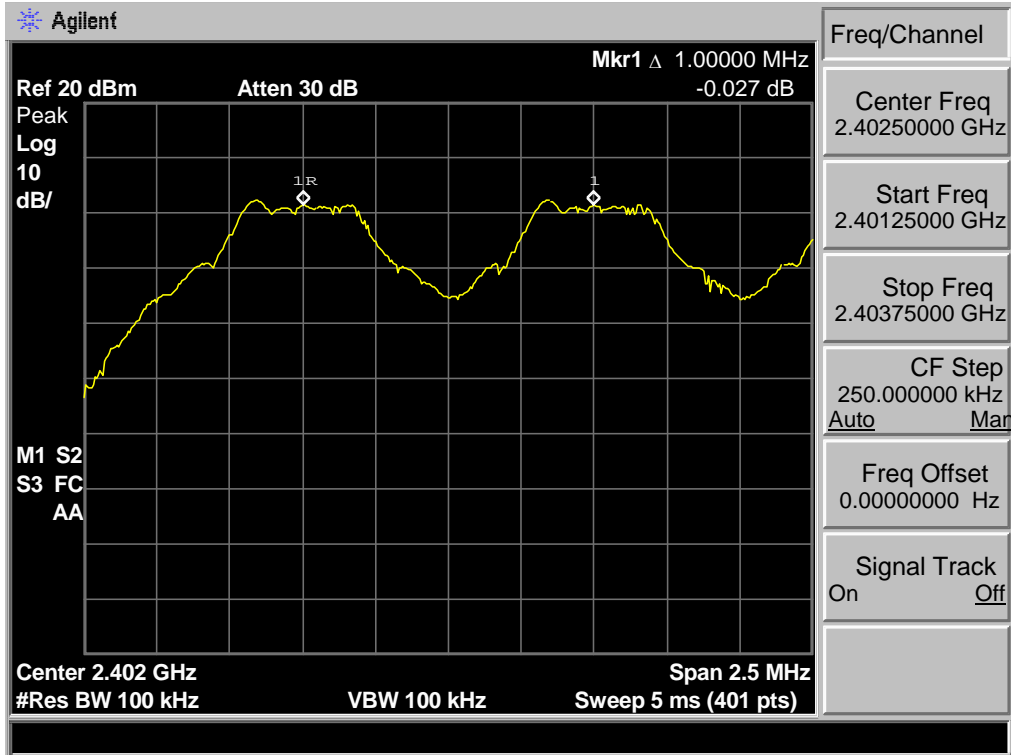
The transmitter output (antenna port) was connected to the spectrum analyzer. Connect EUT antenna terminal to the spectrum analyzer with a low loss SMA cable. The carrier frequency was measured by spectrum analyzer with 100kHz RBW and 100kHz VBW.

### 5.3. Test Result

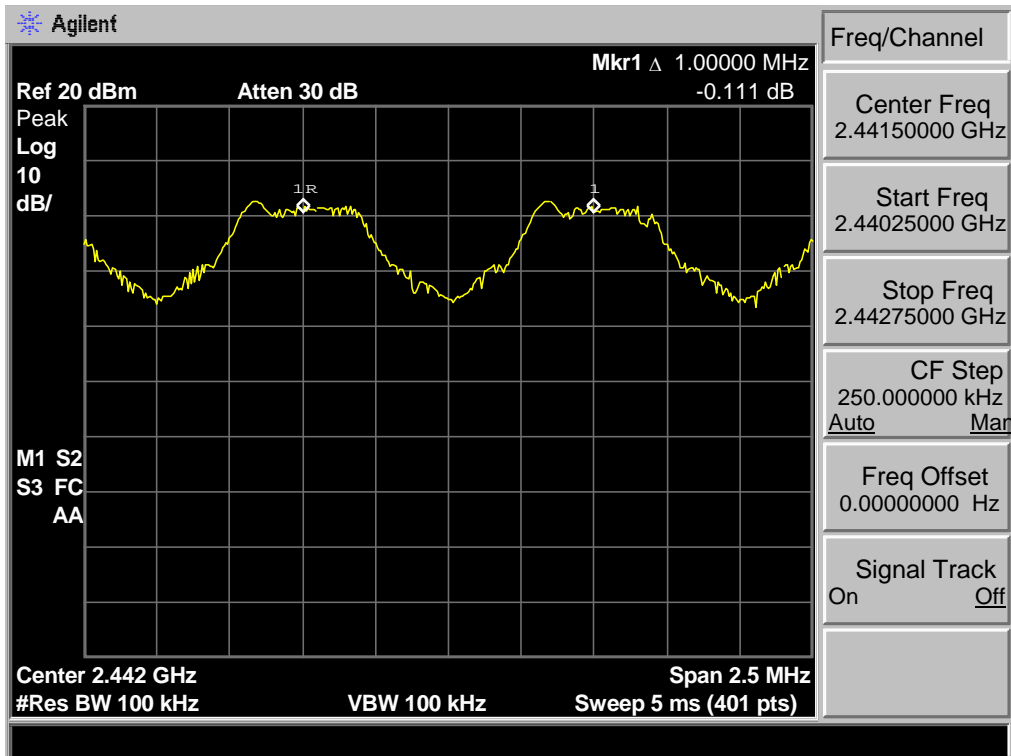
EUT: Car Multimedia Player				
M/N: VX7024				
Test date: 2017-11-26			Test site: RF site	Tested by: Seven
Mode	Channel	Channel separation (MHz)	Limit	Conclusion
GFSK	Low CH	1.000	0.830MHz	PASS
	Mid CH	1.000	0.828MHz	PASS
	High CH	1.000	0.824MHz	PASS
8-DPSK	Low CH	1.000	> 2/3 of the 20dB Bandwidth or 25[kHz]( whichever is greater)	PASS
	Mid CH	1.000		PASS
	High CH	1.000		PASS

5.4. Test Data

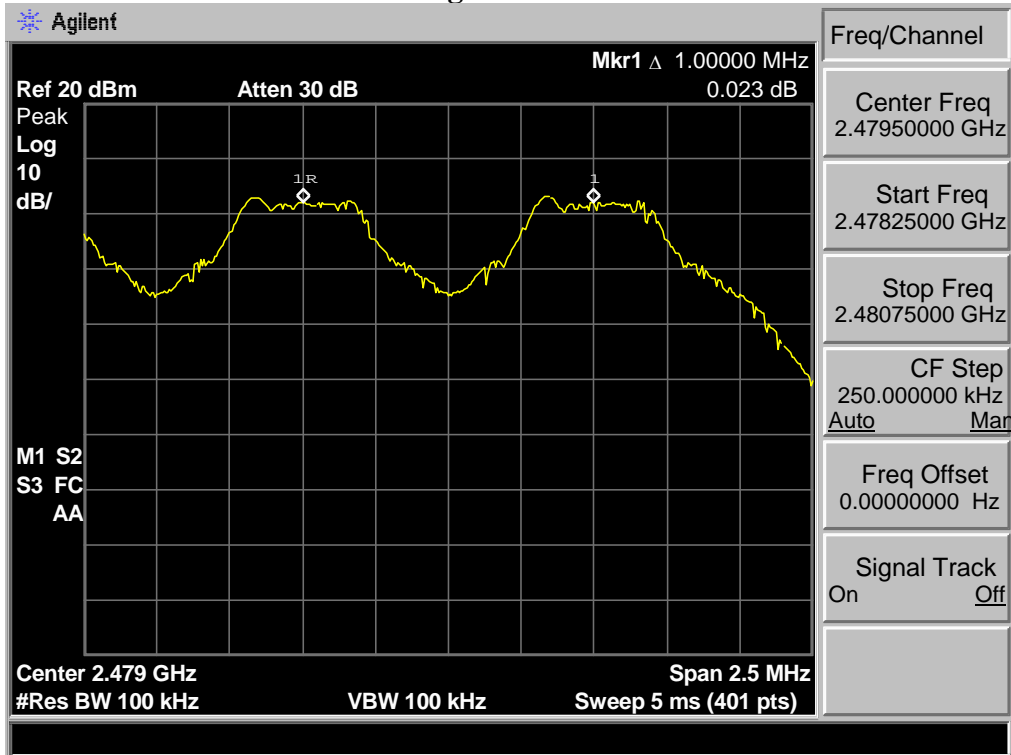
**GFSK  
Low Channel**



**Mid Channel**

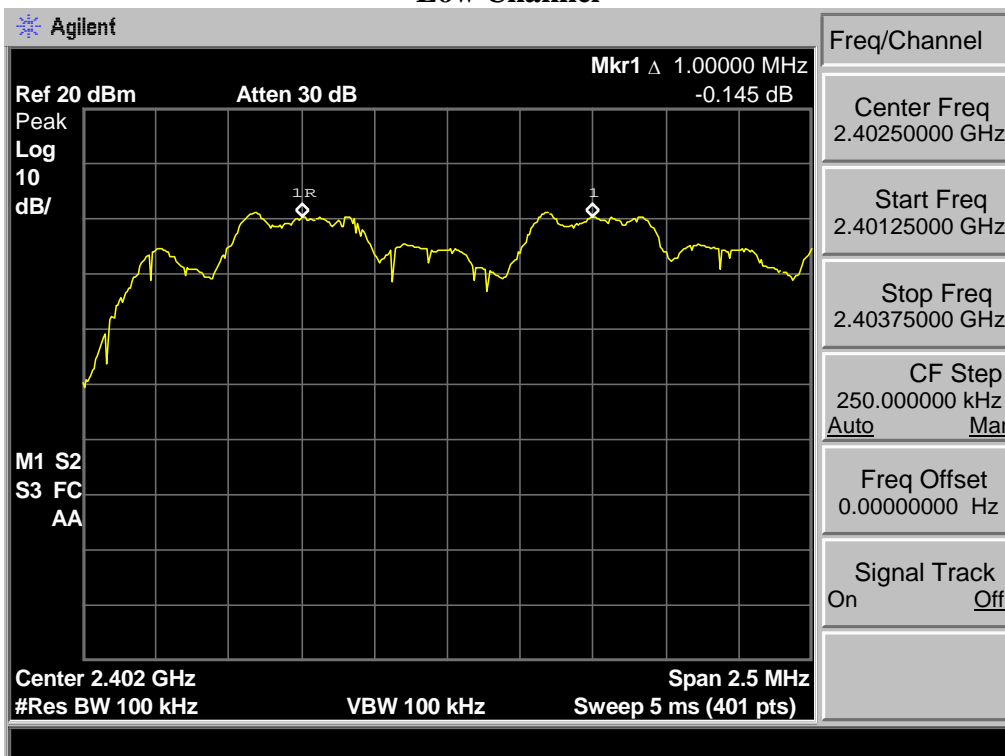


### High Channel

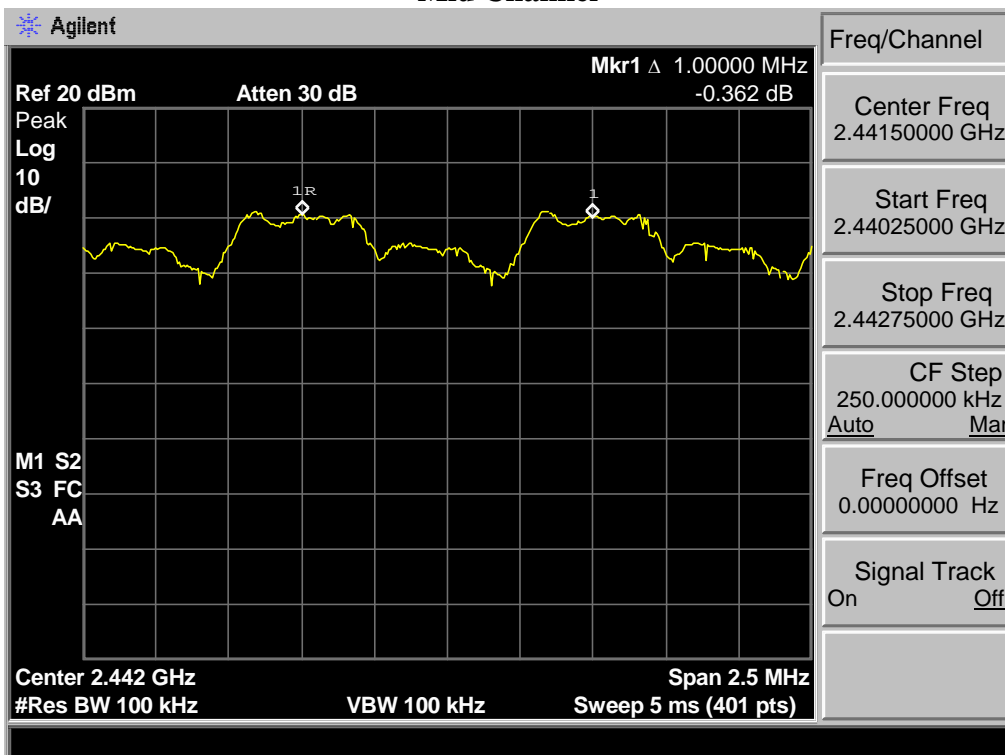




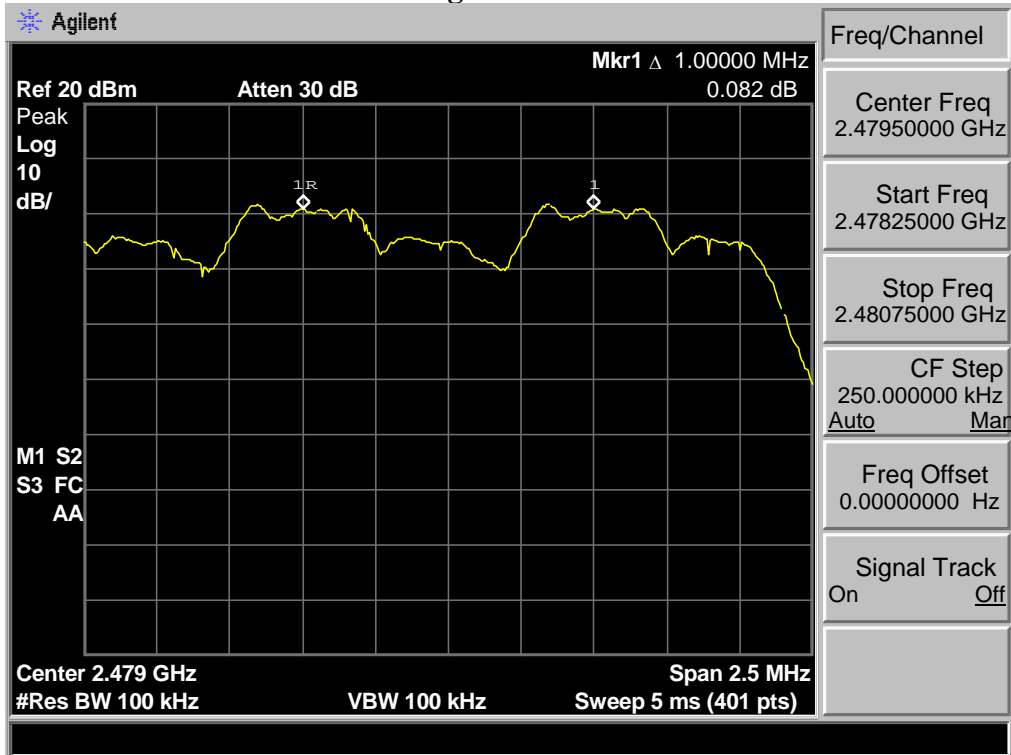
### 8-DPSK Low Channel



### Mid Channel



### High Channel



## 6. NUMBER OF HOPPING CHANNEL

### 6.1. Limit

Frequency hopping systems in the 2400-2483.5 MHz band shall use at least 15 channels

### 6.2. Test Procedure

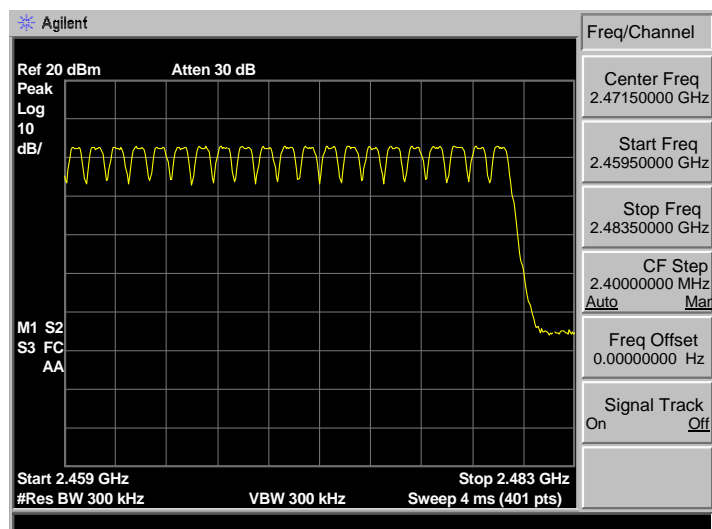
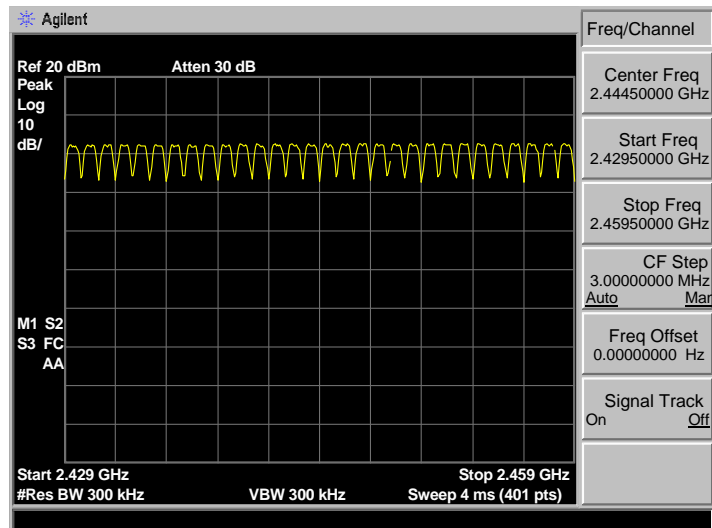
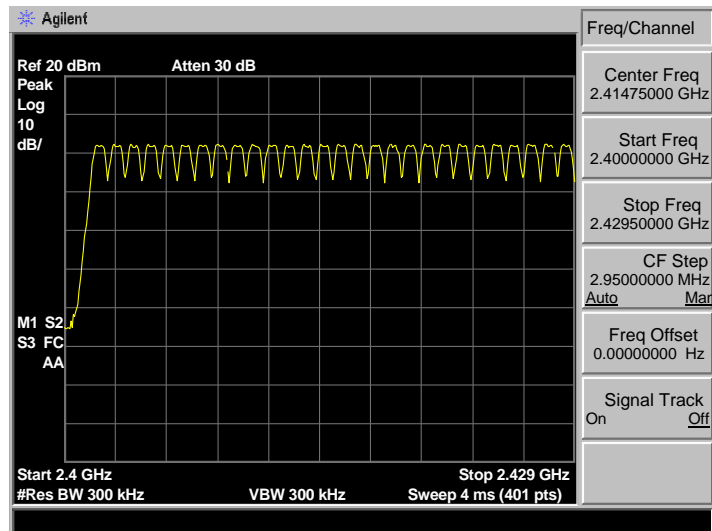
The transmitter output (antenna port) was connected to the spectrum analyzer. Connect EUT antenna terminal to the spectrum analyzer with a low loss SMA cable. The number of hopping channel was measured by spectrum analyzer with 300kHz RBW and 300kHz VBW.

### 6.3. Test Result

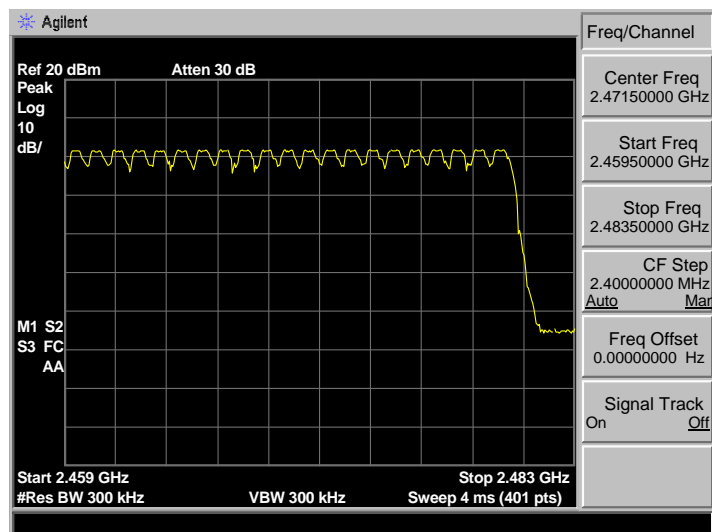
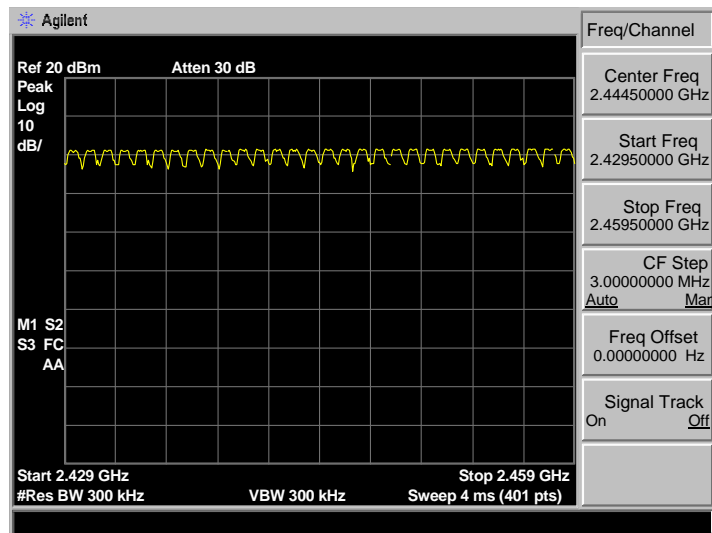
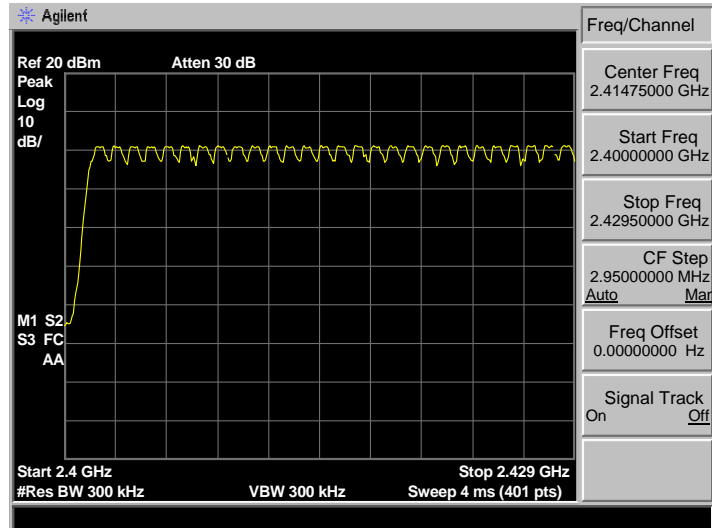
EUT: Car Multimedia Player			
M/N: VX7024			
Test date: 2017-11-26		Test site: RF site	Tested by: Seven
Mode	Number of hopping channel	Limit	Conclusion
GFSK	79	>15	PASS
8-DPSK	79	>15	PASS

## 6.4. Test Data

### GFSK



### 8-DPSK



## 7. DWELL TIME

### 7.1. Limit

The average time of occupancy on any channel shall not be greater than 0.4 seconds within a period of 0.4 seconds multiplied by the number of hopping channels employed.

### 7.2. Test Procedure

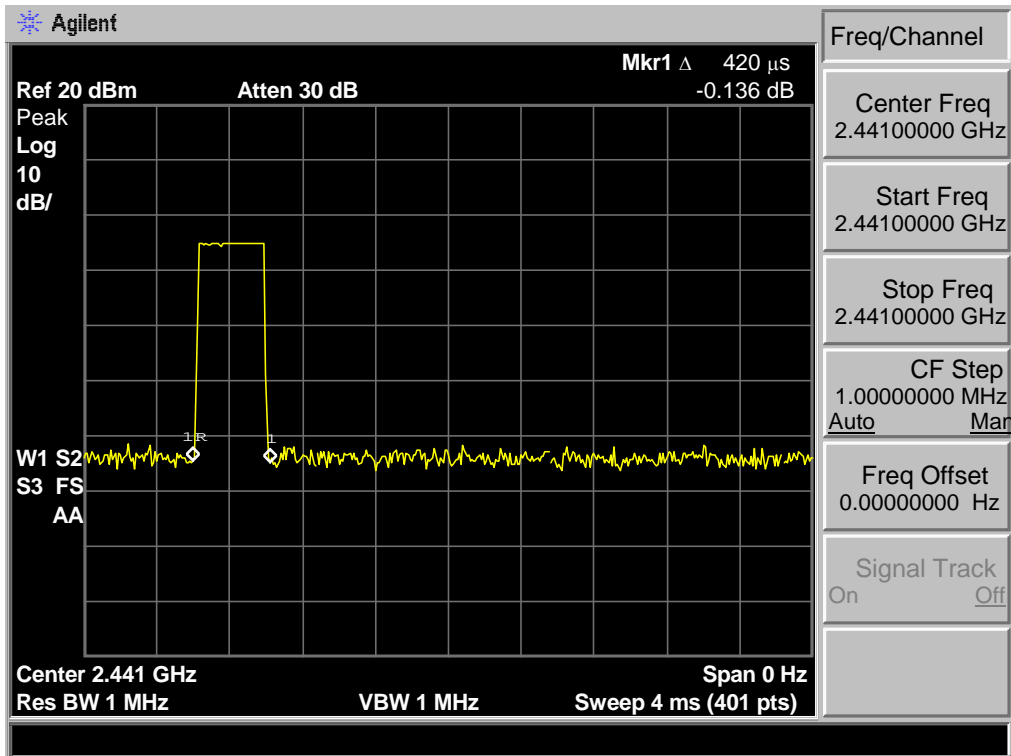
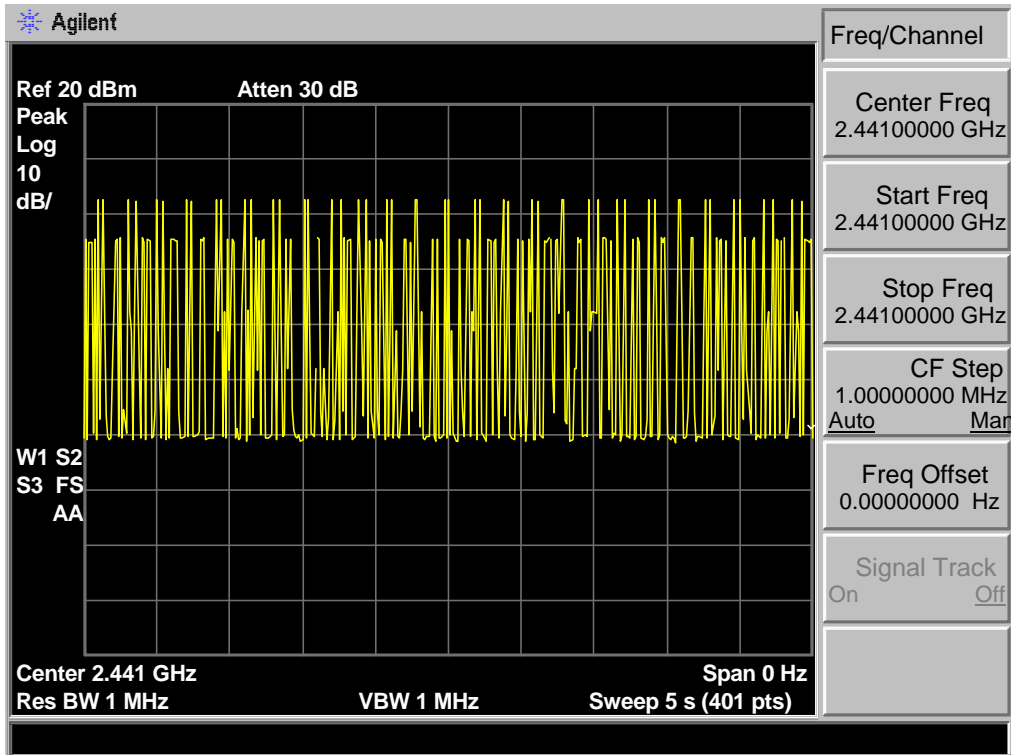
1. The transmitter output (antenna port) was connected to the spectrum analyzer. Connect EUT antenna terminal to the spectrum analyzer with a low loss SMA cable.
2. Set the EUT to proper test mode with relative test software and hardware.
3. Spectrum analyzer setting: Centered Frequency = measured channel, RBW = 1MHz, VBW= 1MHz, Frequency Span = 0 Hz.
4. Set sweep time properly to capture the entire dwell time per hopping channel.
5. Set detector type to Peak and trace mode to Max Hold and make the measurement.
6. Repeat step 3-5 until all channels measured were complete.

### 7.3. Test Result

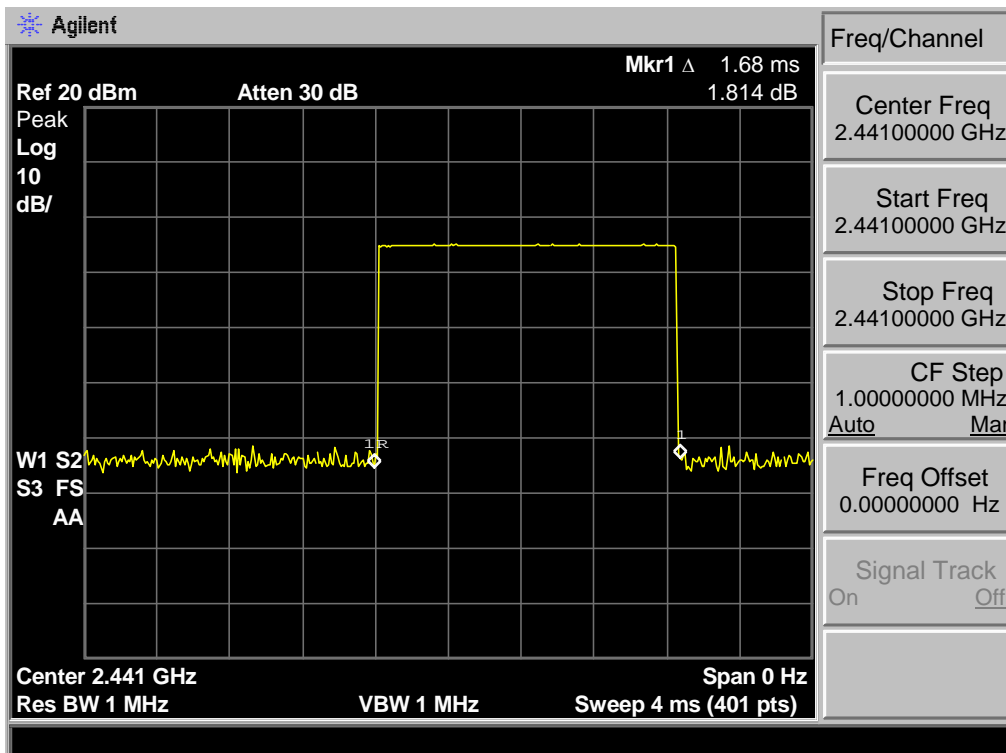
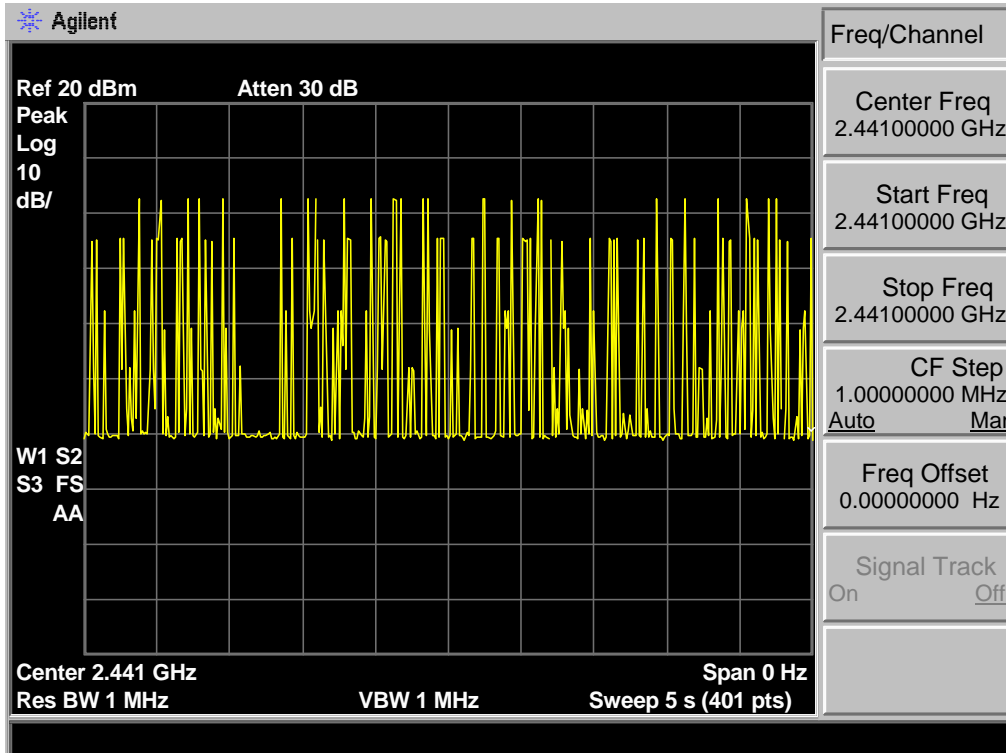
EUT: Car Multimedia Player						
M/N: VX7024						
Test date: 2017-11-26		Test site: RF site		Tested by: Seven		
Mode	Hopping number	Measure time (s)	Burst on time (ms)	Dwell time (ms)	Limit	Conclusion
GFSK DH1	46	5	0.42	122.1	<400ms	PASS
GFSK DH3	23	5	1.68	244.2	<400ms	PASS
GFSK DH5	19	5	2.92	350.6	<400ms	PASS
8-DPSK 3DH1	44	5	0.43	119.5	<400ms	PASS
8-DPSK 3DH3	24	5	1.69	256.3	<400ms	PASS
8-DPSK 3DH5	18	5	2.92	332.1	<400ms	PASS
Dwell time = Hopping number/measure time *0.4*79*burst on time.						

7.4. Test Data

GFSK DH1

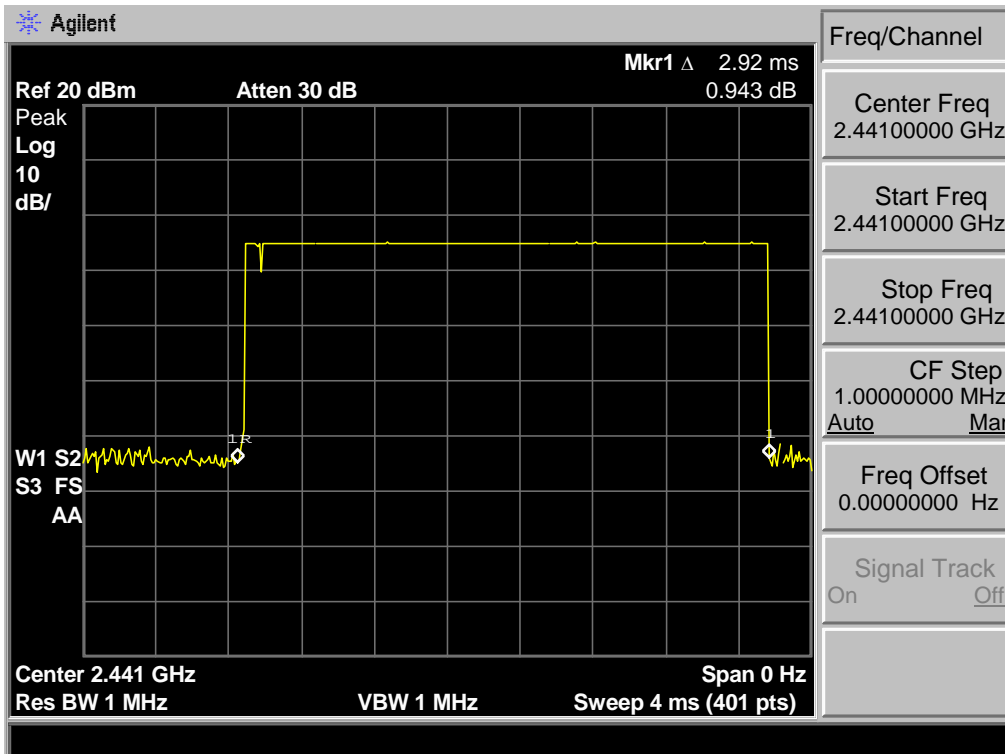
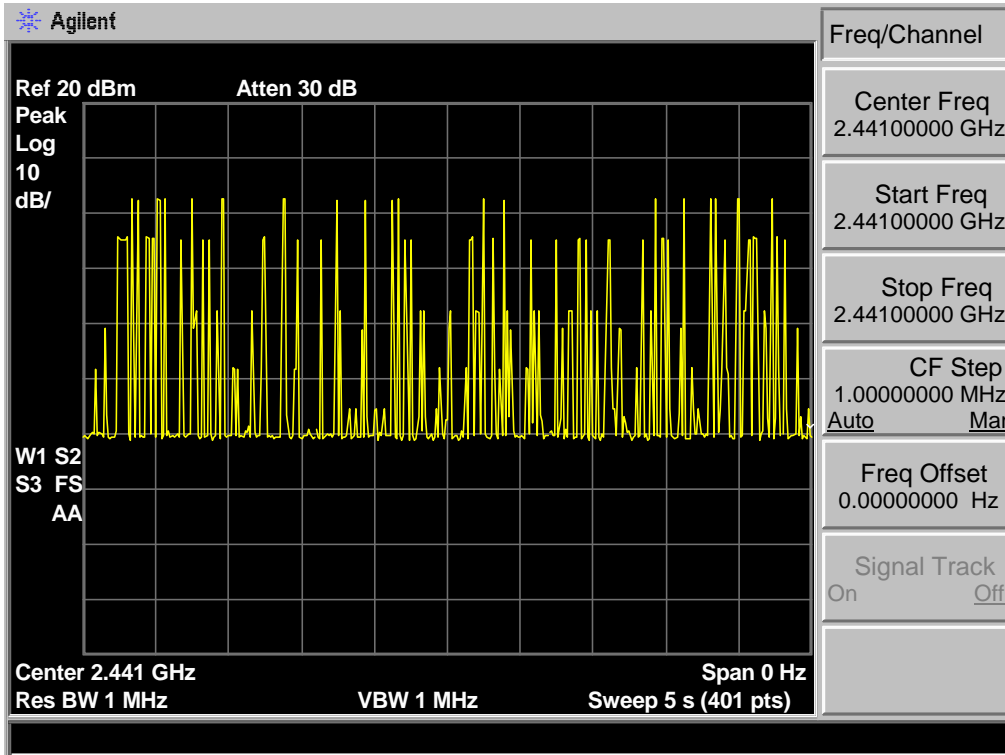


### GFSK DH3

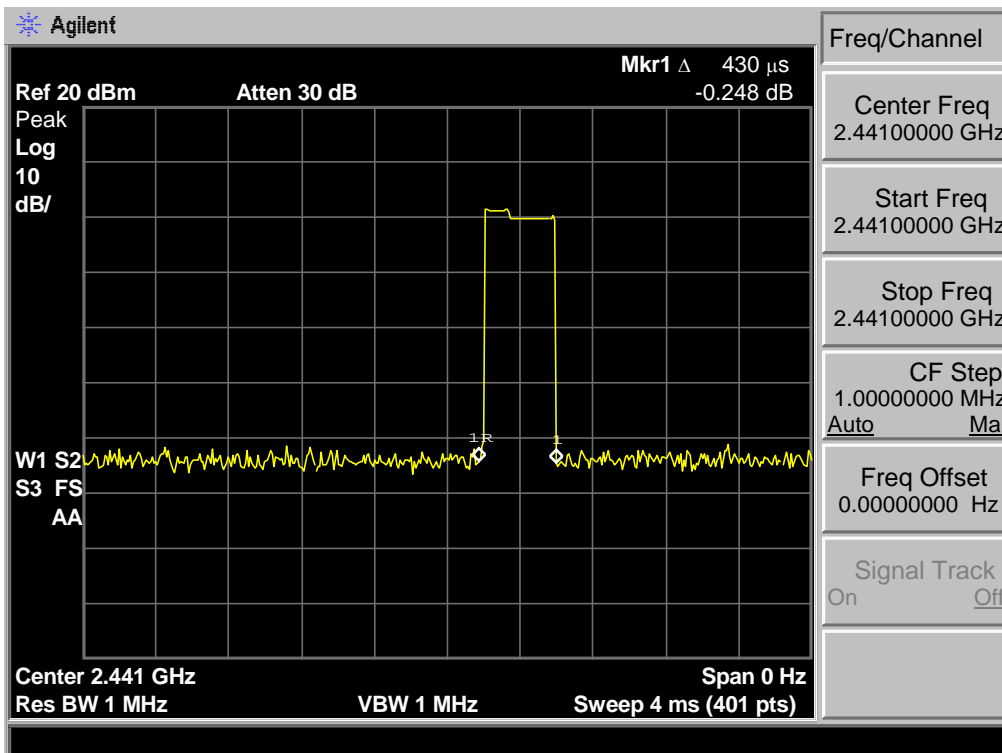
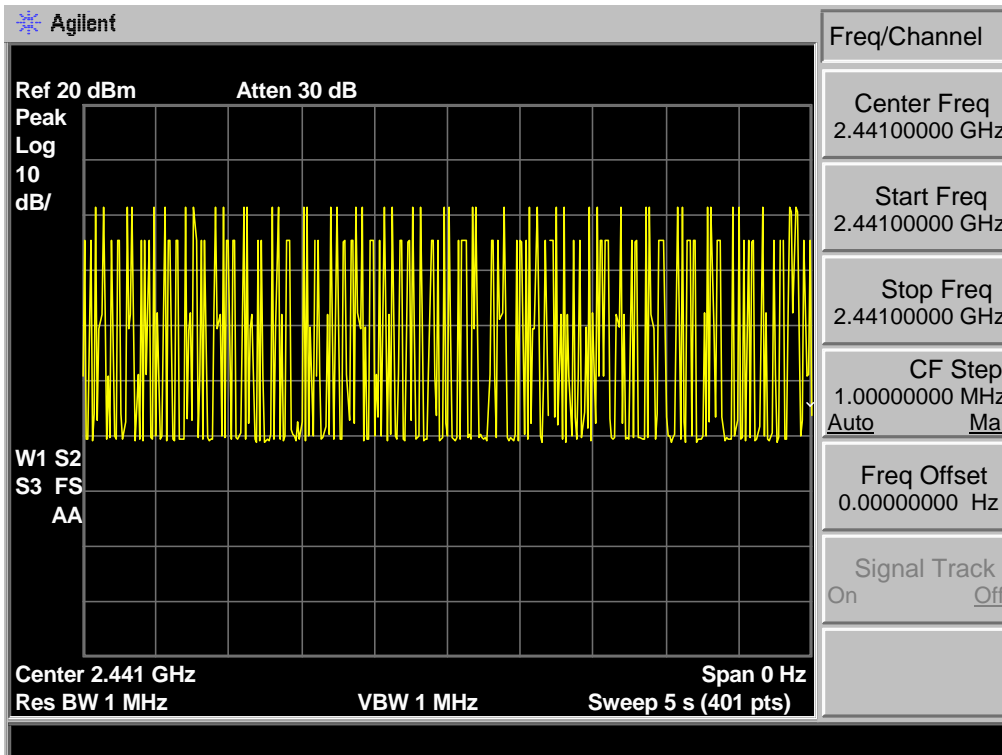




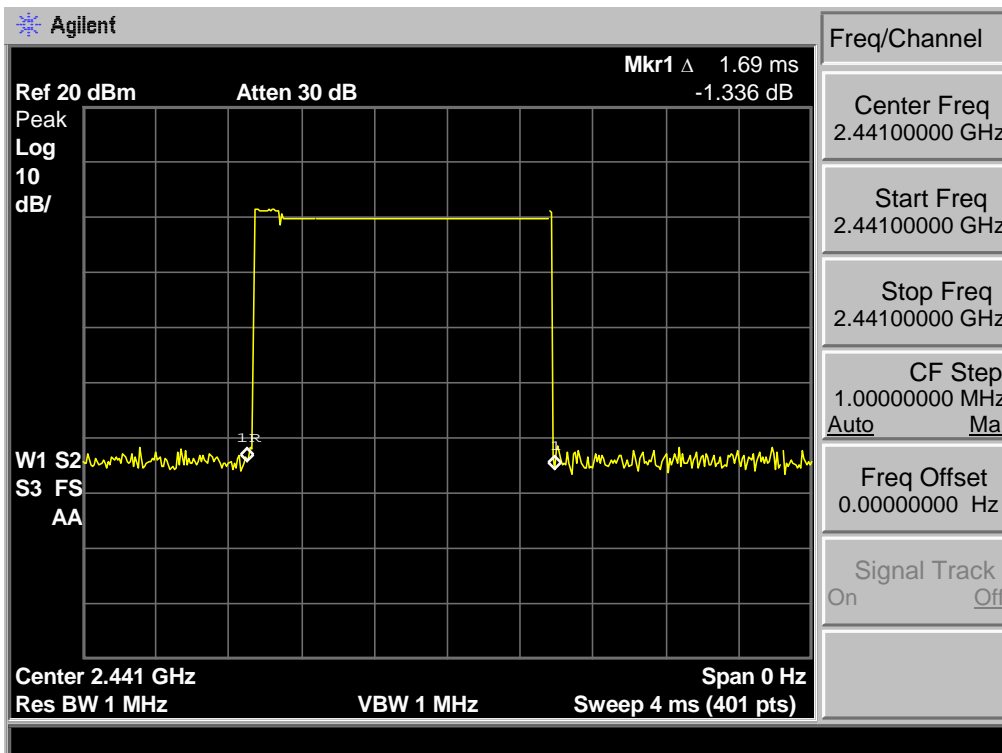
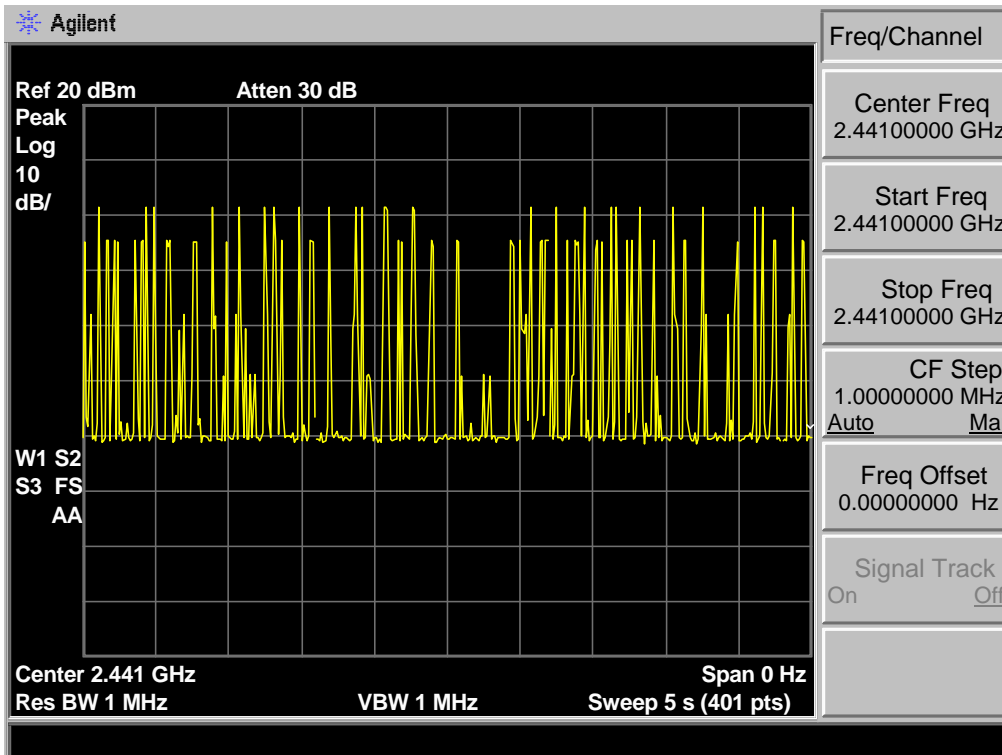
### GSFK DH5



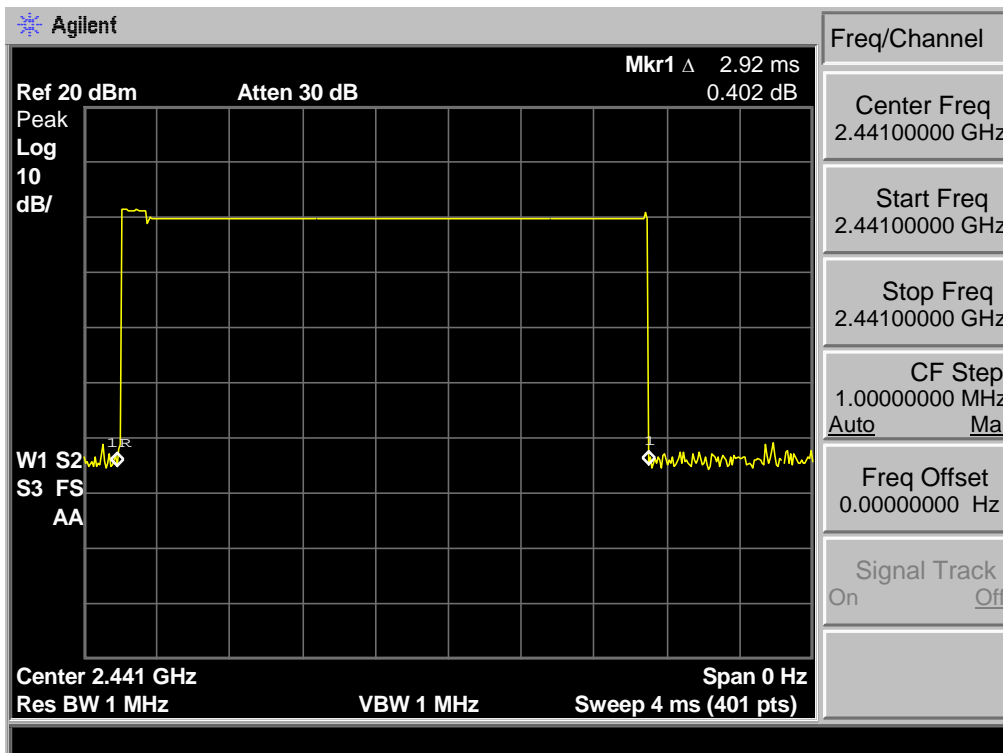
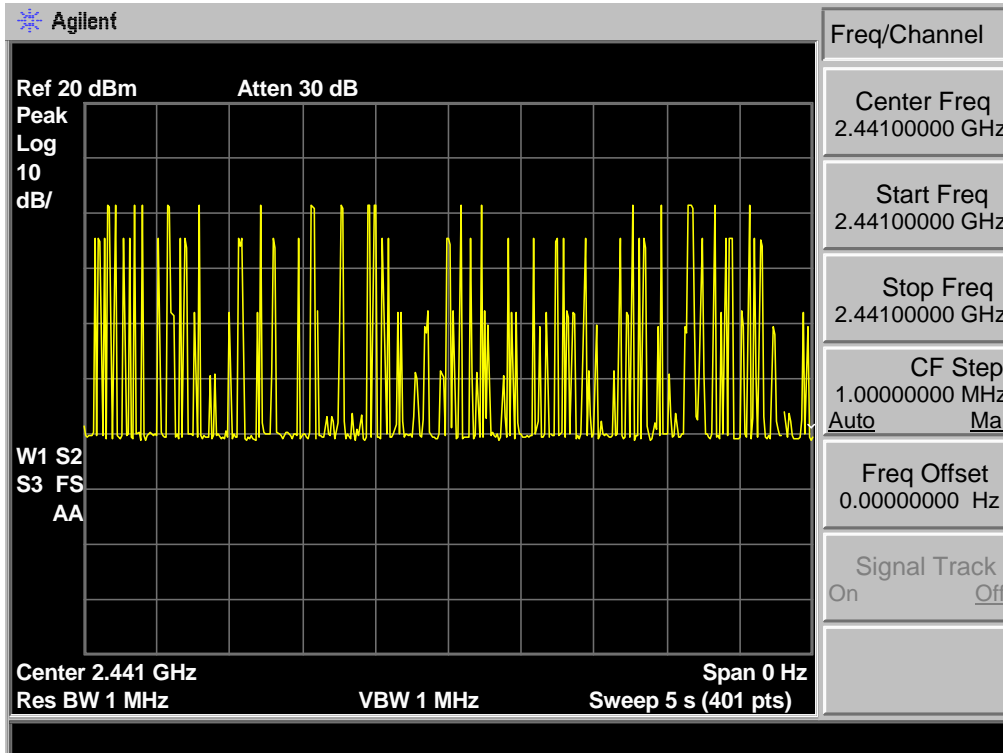
### 8-DPSK 3DH1



### 8-DPSK 3DH3



### 8-DPSK 3DH5



## 8. RADIATED EMISSIONS

### 8.1. Limit

All the emissions appearing within 15.205 restricted frequency bands shall not exceed the limits shown in 15.209, all the other emissions shall be at least 20dB below the fundamental emissions, or comply with 15.209 limits.

#### 15.205 Restricted frequency band

MHz	MHz	MHz	GHz
0.090 - 0.110	16.42 - 16.423	399.9 - 410	4.5 - 5.15
<sup>1</sup> 0.495 - 0.505	16.69475 - 16.69525	608 - 614	5.35 - 5.46
2.1735 - 2.1905	16.80425 - 16.80475	960 - 1240	7.25 - 7.75
4.125 - 4.128	25.5 - 25.67	1300 - 1427	8.025 - 8.5
4.17725 - 4.17775	37.5 - 38.25	1435 - 1626.5	9.0 - 9.2
4.20725 - 4.20775	73 - 74.6	1645.5 - 1646.5	9.3 - 9.5
6.215 - 6.218	74.8 - 75.2	1660 - 1710	10.6 - 12.7
6.26775 - 6.26825	108 - 121.94	1718.8 - 1722.2	13.25 - 13.4
6.31175 - 6.31225	123 - 138	2200 - 2300	14.47 - 14.5
8.291 - 8.294	149.9 - 150.05	2310 - 2390	15.35 - 16.2
8.362 - 8.366	156.52475 - 156.52525	2483.5 - 2500	17.7 - 21.4
8.37625 - 8.38675	156.7 - 156.9	2690 - 2900	22.01 - 23.12
8.41425 - 8.41475	162.0125 - 167.17	3260 - 3267	23.6 - 24.0
12.29 - 12.293	167.72 - 173.2	3332 - 3339	31.2 - 31.8
12.51975 - 12.52025	240 - 285	3345.8 - 3358	36.43 - 36.5
12.57675 - 12.57725	322 - 335.4	3600 - 4400	( <sup>2</sup> )

#### 15.209 Limit

Frequency (MHz)	Field Strength(μV/m)	Distance(m)
0.009-0.490	2400/F(kHz)	300
0.490-1.705	24000/F(kHz)	30
1.705-30	30	30
30-88	100	3
88-216	150	3
216-960	200	3
Above 960	500	3

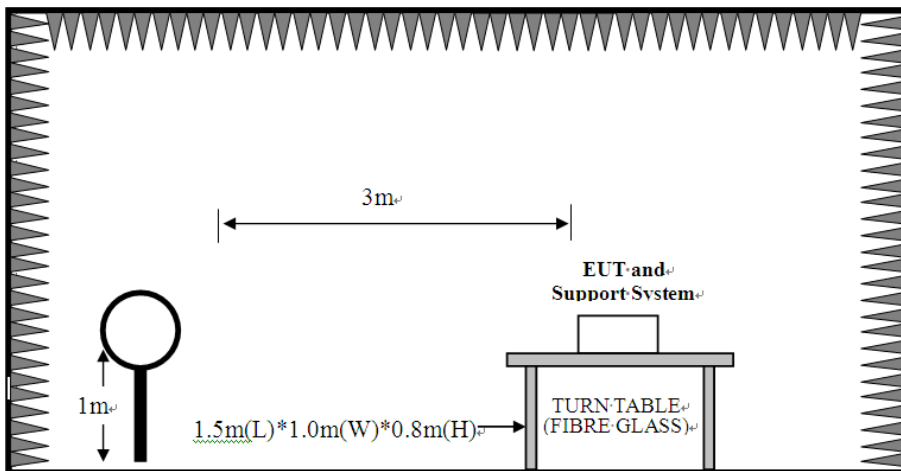
Remark : (1) Emission level  $\text{dB}\mu\text{V} = 20 \log \text{Emission level } \mu\text{V/m}$

(2) The smaller limit shall apply at the cross point between two frequency bands.

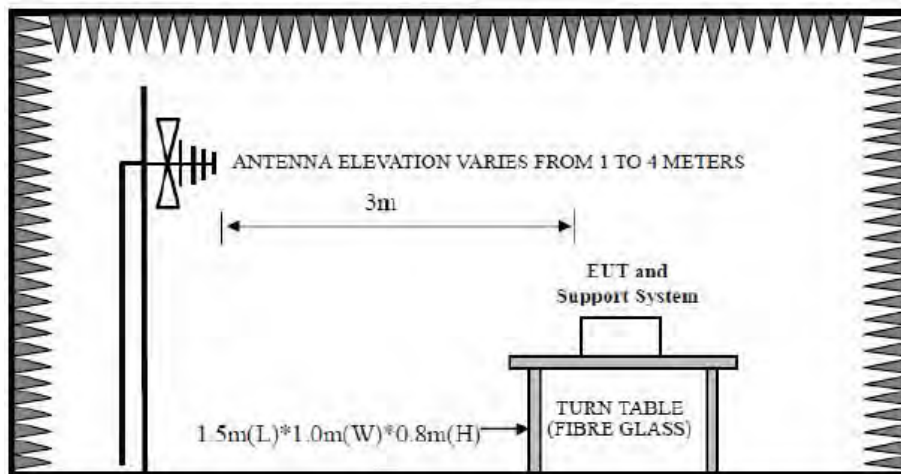
(3) Distance is the distance in meters between the measuring instrument, antenna and the closest point of any part of the device or system.

## 8.2. Block Diagram of Test setup

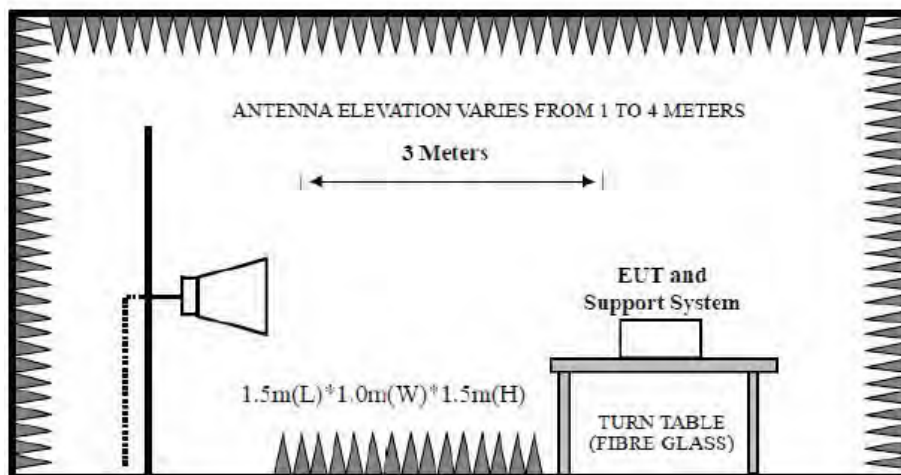
9kHz~30MHz



30~1000MHz



Above 1GHz



### 8.3. Test Procedure

EUT was placed on a turn table, which is 0.8 meter high above ground for 9kHz~1000MHz test, and which is 1.5 meter high above ground for above 1GHz test. The turn table can rotate 360 degrees to determine the position of the maximum emission level. Power on the EUT and let it working in test mode, then test it. EUT is set 3 meters away from the receiving antenna, which is mounted on a antenna tower. The antenna can be moved up and down between 1 meter and 4 meters to find out the maximum emission level. Both horizontal and vertical polarization of the antenna are set on test.

The test frequency analyzer system was set to Peak Detect (300Hz RBW in 9kHz to 150kHz and 10kHz RBW in 150kHz to 30MHz) Function and Specified Bandwidth with Maximum Hold Mode.

The bandwidth of the EMI test receiver (R&S ESVS10) is set at 120kHz for frequency range from 30MHz to 1000 MHz.

The bandwidth of the Spectrum's VBW is set at 1MHz and RBW is set at 1MHz for peak emissions measurement above 1GHz and 1MHz RBW, 10Hz VBW for average emissions measure above 1GHz

PEAK detector, 1MHz/1MHz for PAEK measurement,  
PEAK detector, 1MHz/10Hz for Average measurement

The frequency range from 30MHz to 10th harmonic (25GHz) are checked.

### 8.4. Test Result

Pass

- Note: 1、 For emissions above 1GHz, if peak level comply with average limit, then the average level is deemed to comply with average limit.
- 2、 The frequency 2402MHz 、2441MHz and 2480MHz is fundamental frequency which no limit, the limit on plots is automatically generated by the software, it's not fundamental limit, we can't remove it.

## 8.5. Test Data

9 kHz – 30 MHz

Pass

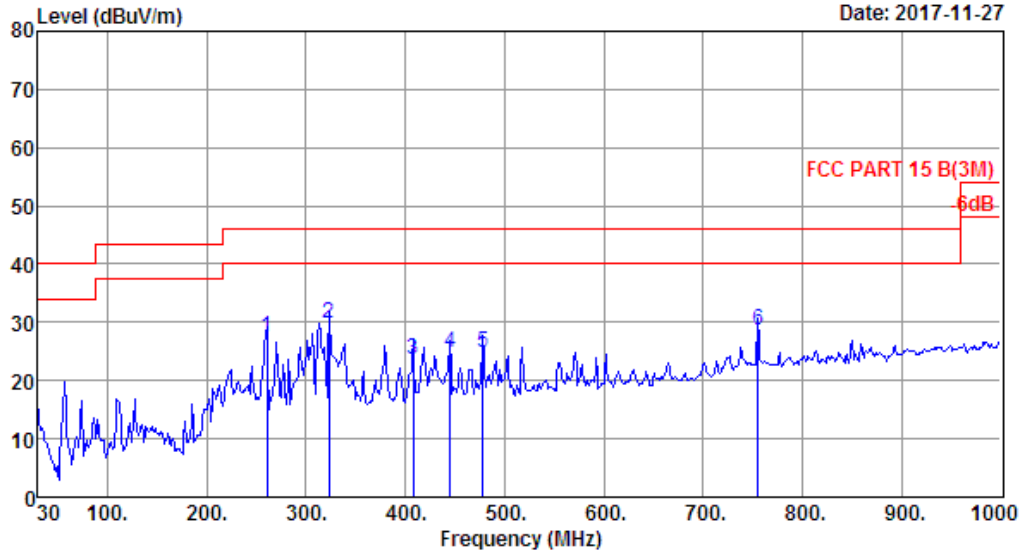
Note: The amplitude of spurious emission that is attenuated by more than 20dB below the permissible limit has no need to be reported.



EST Technology

Chilingxiang, Qishantou, Santun,  
Houjie, Dongguan, Guangdong, China  
Tel: +86-769-83081888  
Fax: +86-769-83081878

Data: 3 File: \\Emc-966-1\test data\2017\RF\F\F for you(华阳) -RF.EM6 (730) Date: 2017-11-27



Site no : 966 Chamber Data no. : 3  
 Env. / Ins. : Temp:23.6';Humi:56%;Press:101.52kPa LINE Phase : HORIZONTAL  
 Limit : FCC PART 15 B(3M)  
 Engineer : Tony  
 EUT : Car multimedia player  
 Power : DC 12V  
 M/N : VX7024  
 Test Mode : TX Mode

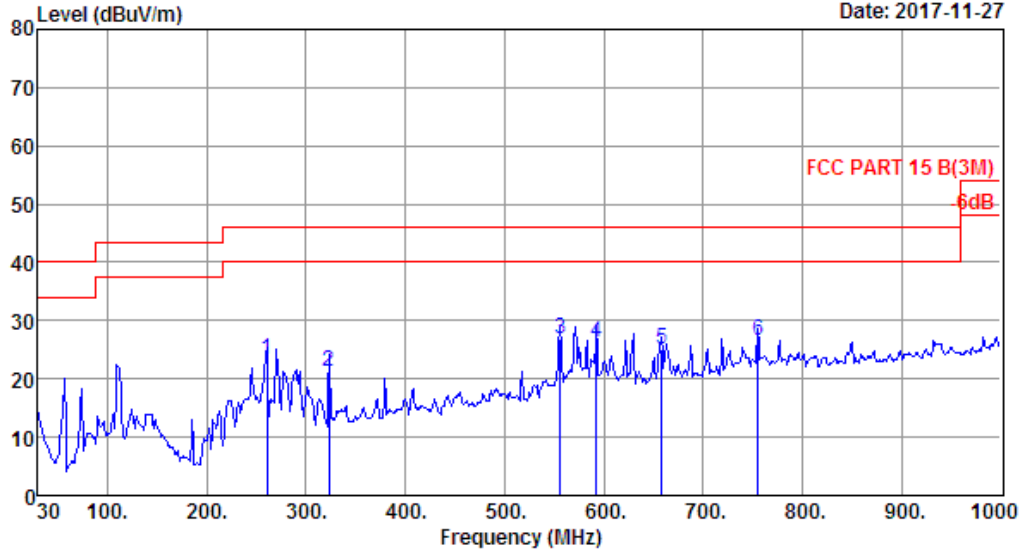
	Freq. (MHz)	ANT Factor (dB/m)	Cable Loss (dB)	Reading (dBuV)	Emission Level (dBuV/m)	Limit (dBuV/m)	Margin (dB)	Remark
1	260.860	12.96	2.22	12.16	27.34	46.00	18.66	QP
2	322.940	13.65	2.43	13.68	29.76	46.00	16.24	QP
3	408.300	16.25	2.68	4.79	23.72	46.00	22.28	QP
4	445.160	16.36	2.92	5.56	24.84	46.00	21.16	QP
5	478.140	17.40	3.07	4.40	24.87	46.00	21.13	QP
6	755.560	22.10	3.87	2.61	28.58	46.00	17.42	QP

Remarks: 1. Emission Level= Antenna Factor + Cable Loss + Reading.  
 2. Margin= Limit - Emission Level.  
 3. The emission levels that are 20dB below the official limit are not reported.

# EST Technology

Chilingxiang, Qishantou, Santun,  
Houjie, Dongguan, Guangdong, China  
Tel: +86-769-83081888  
Fax: +86-769-83081878

Data: 4 File: \\Emc-966-1\test data\2017\RF\F\For you(华阳) -RF.EM6 (730) Date: 2017-11-27



Site no : 966 Chamber Data no. : 4  
 Env. / Ins. : Temp:23.6';Humi:56%;Press:101.52kPa LINE Phase : VERTICAL  
 Limit : FCC PART 15 B(3M)  
 Engineer : Tony  
 EUT : Car multimedia player  
 Power : DC 12V  
 M/N : VX7024  
 Test Mode : TX Mode

	Freq. (MHz)	ANT Factor (dB/m)	Cable Loss (dB)	Reading (dBuV)	Emission Level (dBuV/m)	Limit (dBuV/m)	Margin (dB)	Remark
1	260.860	12.96	2.22	8.22	23.40	46.00	22.60	QP
2	322.940	13.65	2.43	5.08	21.16	46.00	24.84	QP
3	555.740	19.61	3.25	4.10	26.96	46.00	19.04	QP
4	592.600	19.48	3.36	3.35	26.19	46.00	19.81	QP
5	658.560	20.06	3.61	1.48	25.15	46.00	20.85	QP
6	755.560	22.10	3.87	0.68	26.65	46.00	19.35	QP

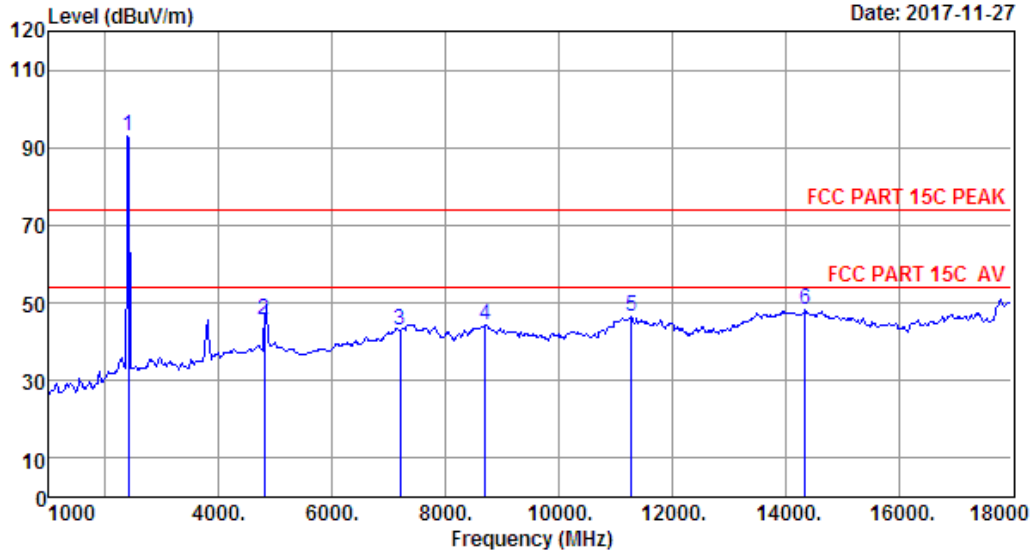
Remarks: 1. Emission Level= Antenna Factor + Cable Loss + Reading.  
 2. Margin= Limit - Emission Level.  
 3. The emission levels that are 20dB below the official limit are not reported.

1000-18000MHz

EST Technology

Chilingxiang, Qishantou, Santun,  
Houjie, Dongguan, Guangdong, China  
Tel: +86-769-83081888  
Fax: +86-769-83081878

Data: 157 File: \\Emc-966-1\test data\2017\RF\F\F for you(华阳) -RF.EM6 (730) Date: 2017-11-27



Site no. : 966 Chamber Data no. : 157  
 Dis. / Ant. : 3m ANT 1-18G Ant. pol. : HORIZONTAL  
 Limit : FCC PART 15C PEAK  
 Env. / Ins. : Temp:23.6';Humi:56%;Press:101.52kPa  
 Engineer : Tony  
 EUT : Car multimedia player  
 Power : DC 12V  
 M/N : VX7024  
 Test Mode : GFSK TX 2402MHz

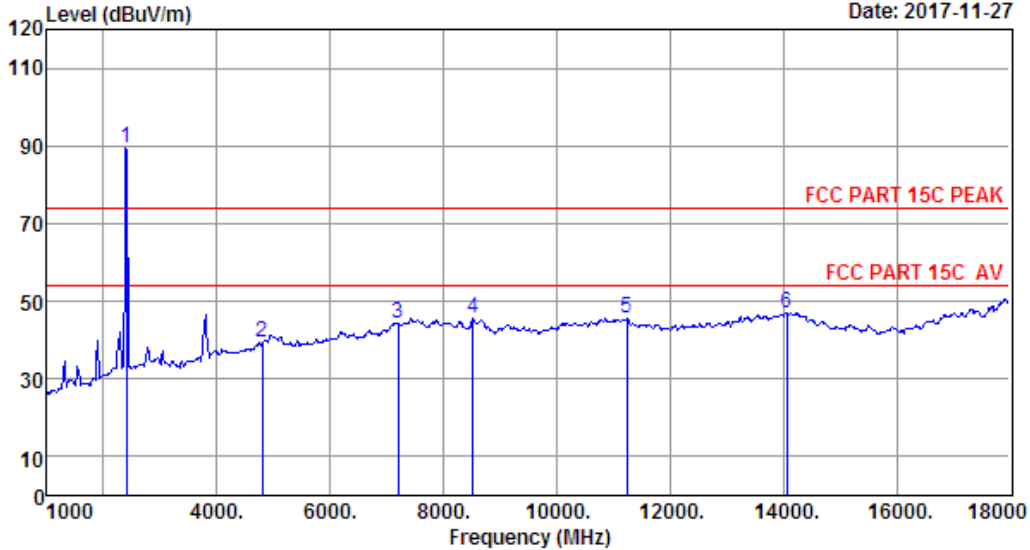
	Freq. (MHz)	Ant. Factor (dB/m)	Cable Loss (dB)	Amp Factor (dB)	Reading (dBuV)	Emission Level (dBuV/m)	Limits (dBuV/m)	Margin (dB)	Remark
1	2402.00	27.61	6.62	34.64	93.41	93.00	74.00	-19.00	Peak
2	4804.00	31.25	11.77	35.64	38.12	45.50	74.00	28.50	Peak
3	7206.00	36.52	11.54	33.95	28.75	42.86	74.00	31.14	Peak
4	8701.00	37.35	11.45	33.65	29.05	44.20	74.00	29.80	Peak
5	11285.00	39.33	11.08	33.32	29.21	46.30	74.00	27.70	Peak
6	14345.00	41.76	10.92	33.39	28.85	48.14	74.00	25.86	Peak

Remarks: 1. Emission Level= Antenna Factor + Cable Loss - Amp Factor + Reading.  
 2. Margin= Limit - Emission Level.  
 3. The emission levels that are 20dB below the official limit are not reported.

# EST Technology

Chilingxiang, Qishantou, Santun,  
Houjie, Dongguan, Guangdong, China  
Tel: +86-769-83081888  
Fax: +86-769-83081878

Data: 158      File: \\Emc-966-1\test data\2017\RF\F\For you(华阳) -RF.EM6 (730)      Date: 2017-11-27

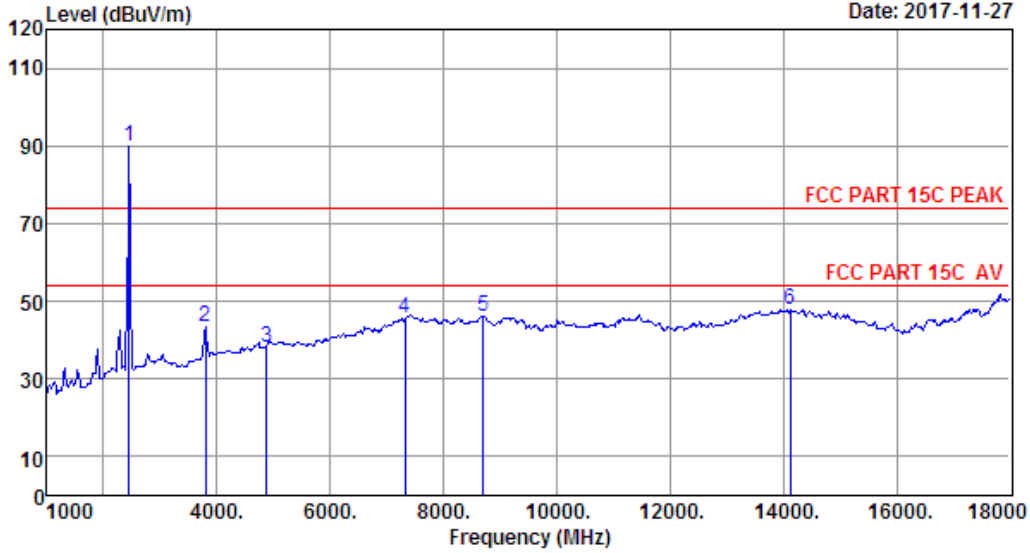


Site no. : 966 Chamber      Data no. : 158  
 Dis. / Ant. : 3m ANT 1-18G      Ant. pol. : VERTICAL  
 Limit : FCC PART 15C PEAK  
 Env. / Ins. : Temp:23.6';Humi:56%;Press:101.52kPa  
 Engineer : Tony  
 EUT : Car multimedia player  
 Power : DC 12V  
 M/N : VX7024  
 Test Mode : GFSK TX 2402MHz

	Freq. (MHz)	Ant. Factor (dB/m)	Cable Loss (dB)	Amp Factor (dB)	Reading (dBuV)	Emission Level (dBuV/m)	Limits (dBuV/m)	Margin (dB)	Remark
1	2402.00	27.61	6.62	34.64	89.74	89.33	74.00	-15.33	Peak
2	4804.00	31.25	11.77	35.64	32.08	39.46	74.00	34.54	Peak
3	7206.00	36.52	11.54	33.95	30.31	44.42	74.00	29.58	Peak
4	8514.00	36.96	11.45	34.07	31.13	45.47	74.00	28.53	Peak
5	11234.00	39.37	11.12	33.25	28.27	45.51	74.00	28.49	Peak
6	14056.00	41.51	10.90	33.06	27.62	46.97	74.00	27.03	Peak

Remarks: 1. Emission Level= Antenna Factor + Cable Loss - Amp Factor + Reading.  
 2. Margin= Limit - Emission Level.  
 3. The emission levels that are 20dB below the official limit are not reported.

Data: 159 File: \\Emc-966-1\test data\2017\RF\F\For you(华阳) -RF.EM6 (730) Date: 2017-11-27



Site no. : 966 Chamber Data no. : 159  
 Dis. / Ant. : 3m ANT 1-18G Ant. pol. : VERTICAL  
 Limit : FCC PART 15C PEAK  
 Env. / Ins. : Temp:23.6';Humi:56%;Press:101.52kPa  
 Engineer : Tony  
 EUT : Car multimedia player  
 Power : DC 12V  
 M/N : VX7024  
 Test Mode : GFSK TX 2441MHz

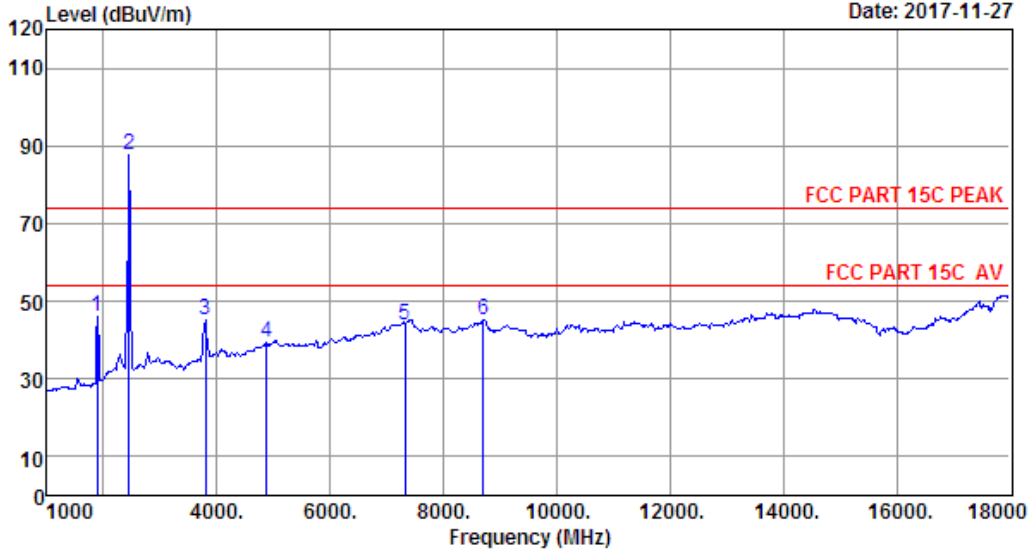
	Freq. (MHz)	Ant. Factor (dB/m)	Cable Loss (dB)	Amp Factor (dB)	Reading (dBuV)	Emission Level (dBuV/m)	Limits (dBuV/m)	Margin (dB)	Remark
1	2441.00	27.60	6.67	34.85	90.56	89.98	74.00	-15.98	Peak
2	3805.00	29.11	10.06	36.36	40.76	43.57	74.00	30.43	Peak
3	4882.00	31.37	12.07	35.76	30.58	38.26	74.00	35.74	Peak
4	7323.00	36.55	11.57	34.14	31.55	45.53	74.00	28.47	Peak
5	8701.00	37.35	11.45	33.65	30.94	46.09	74.00	27.91	Peak
6	14124.00	41.57	10.91	33.22	28.63	47.89	74.00	26.11	Peak

Remarks: 1. Emission Level= Antenna Factor + Cable Loss - Amp Factor + Reading.  
 2. Margin= Limit - Emission Level.  
 3. The emission levels that are 20dB below the official limit are not reported.

# EST Technology

Chilingxiang, Qishantou, Santun,  
Houjie, Dongguan, Guangdong, China  
Tel: +86-769-83081888  
Fax: +86-769-83081878

Data: 160      File: \\Emc-966-1\test data\2017\RF\F\FFor you(华阳) -RF.EM6 (730)      Date: 2017-11-27

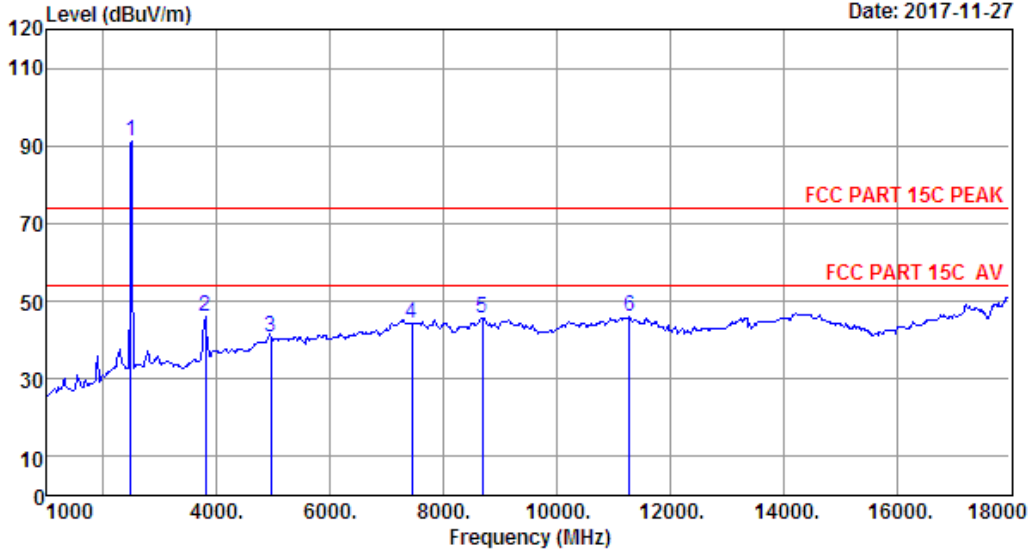


Site no. : 966 Chamber      Data no. : 160  
 Dis. / Ant. : 3m ANT 1-18G      Ant. pol. : HORIZONTAL  
 Limit : FCC PART 15C PEAK  
 Env. / Ins. : Temp:23.6';Humi:56%;Press:101.52kPa  
 Engineer : Tony  
 EUT : Car multimedia player  
 Power : DC 12V  
 M/N : VX7024  
 Test Mode : GFSK TX 2441MHz

	Freq. (MHz)	Ant. Factor (dB/m)	Cable Loss (dB)	Amp Factor (dB)	Reading (dBuV)	Emission Level (dBuV/m)	Limits (dBuV/m)	Margin (dB)	Remark
1	1884.00	25.28	5.75	35.23	50.39	46.19	74.00	27.81	Peak
2	2441.00	27.60	6.67	34.85	88.32	87.74	74.00	-13.74	Peak
3	3805.00	29.11	10.06	36.36	42.57	45.38	74.00	28.62	Peak
4	4882.00	31.37	12.07	35.76	31.62	39.30	74.00	34.70	Peak
5	7323.00	36.55	11.57	34.14	30.02	44.00	74.00	30.00	Peak
6	8701.00	37.35	11.45	33.65	29.92	45.07	74.00	28.93	Peak

Remarks: 1. Emission Level= Antenna Factor + Cable Loss - Amp Factor + Reading.  
 2. Margin= Limit - Emission Level.  
 3. The emission levels that are 20dB below the official limit are not reported.

Data: 161      File: \\Emc-966-1\test data\2017\RF\F\For you(华阳) -RF.EM6 (730)      Date: 2017-11-27



Site no. : 966 Chamber      Data no. : 161  
 Dis. / Ant. : 3m ANT 1-18G      Ant. pol. : HORIZONTAL  
 Limit : FCC PART 15C PEAK  
 Env. / Ins. : Temp:23.6';Humi:56%;Press:101.52kPa  
 Engineer : Tony  
 EUT : Car multimedia player  
 Power : DC 12V  
 M/N : VX7024  
 Test Mode : GFSK TX 2480MHz

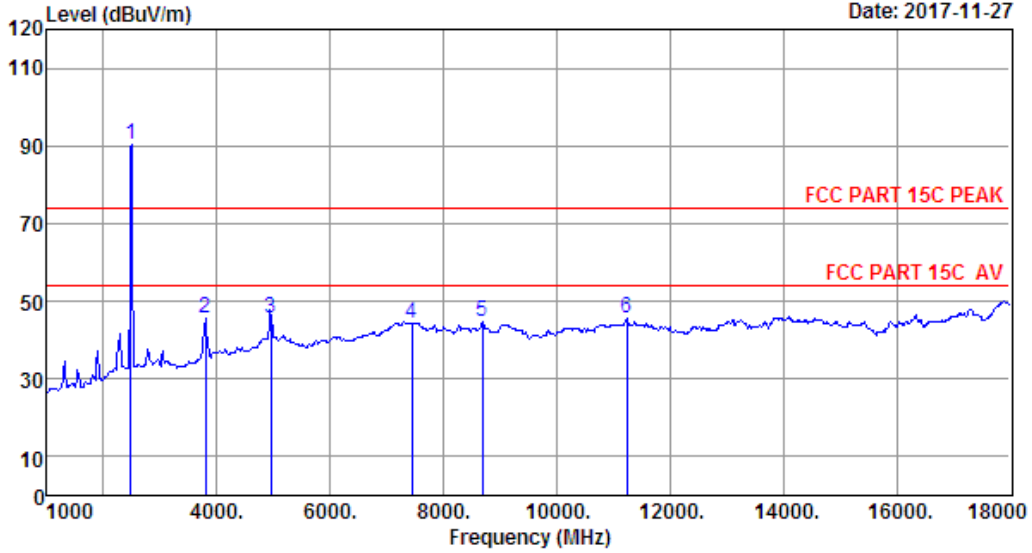
	Freq. (MHz)	Ant. Factor (dB/m)	Cable Loss (dB)	Amp Factor (dB)	Reading (dBuV)	Emission Level (dBuV/m)	Limits (dBuV/m)	Margin (dB)	Remark
1	2480.00	27.58	6.71	35.11	91.96	91.14	74.00	-17.14	Peak
2	3805.00	29.11	10.06	36.36	43.32	46.13	74.00	27.87	Peak
3	4960.00	31.49	12.44	36.01	33.03	40.95	74.00	33.05	Peak
4	7440.00	36.54	11.61	34.22	30.53	44.46	74.00	29.54	Peak
5	8684.00	37.32	11.45	33.66	30.44	45.55	74.00	28.45	Peak
6	11285.00	39.33	11.08	33.32	28.93	46.02	74.00	27.98	Peak

Remarks: 1. Emission Level= Antenna Factor + Cable Loss - Amp Factor + Reading.  
 2. Margin= Limit - Emission Level.  
 3. The emission levels that are 20dB below the official limit are not reported.

# EST Technology

Chilingxiang, Qishantou, Santun,  
Houjie, Dongguan, Guangdong, China  
Tel: +86-769-83081888  
Fax: +86-769-83081878

Data: 162      File: \\Emc-966-1\test data\2017\RF\F\For you(华阳) -RF.EM6 (730)      Date: 2017-11-27



Site no. : 966 Chamber      Data no. : 162  
 Dis. / Ant. : 3m ANT 1-18G      Ant. pol. : VERTICAL  
 Limit : FCC PART 15C PEAK  
 Env. / Ins. : Temp:23.6';Humi:56%;Press:101.52kPa  
 Engineer : Tony  
 EUT : Car multimedia player  
 Power : DC 12V  
 M/N : VX7024  
 Test Mode : GFSK TX 2480MHz

	Freq. (MHz)	Ant. Factor (dB/m)	Cable Loss (dB)	Amp Factor (dB)	Reading (dBuV)	Emission Level (dBuV/m)	Limits (dBuV/m)	Margin (dB)	Remark
1	2480.00	27.58	6.71	35.11	91.18	90.36	74.00	-16.36	Peak
2	3805.00	29.11	10.06	36.36	42.59	45.40	74.00	28.60	Peak
3	4960.00	31.49	12.44	36.01	37.48	45.40	74.00	28.60	Peak
4	7440.00	36.54	11.61	34.22	30.27	44.20	74.00	29.80	Peak
5	8684.00	37.32	11.45	33.66	29.72	44.83	74.00	29.17	Peak
6	11234.00	39.37	11.12	33.25	28.16	45.40	74.00	28.60	Peak

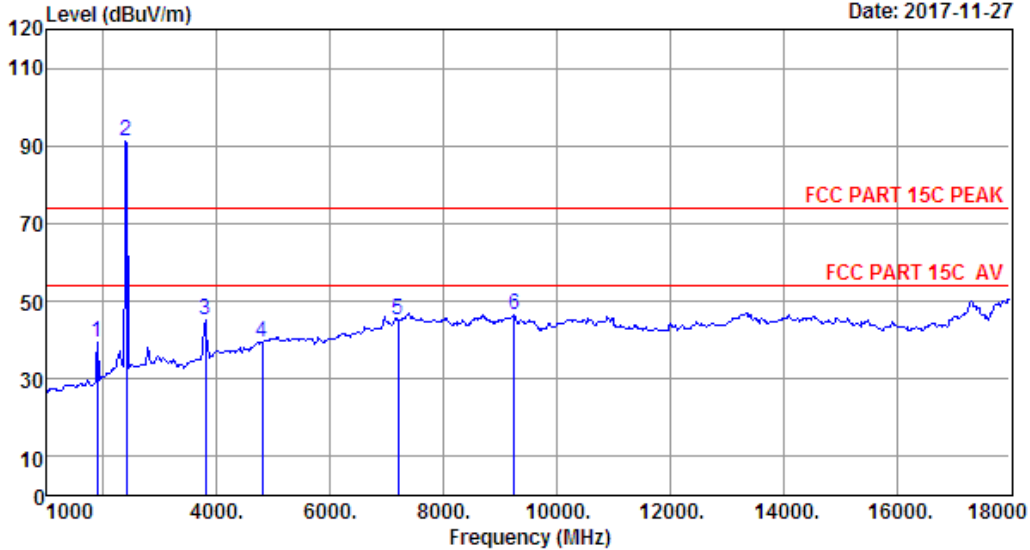
Remarks: 1. Emission Level= Antenna Factor + Cable Loss - Amp Factor + Reading.  
 2. Margin= Limit - Emission Level.  
 3. The emission levels that are 20dB below the official limit are not reported.



# EST Technology

Chilingxiang, Qishantou, Santun,  
Houjie, Dongguan, Guangdong, China  
Tel: +86-769-83081888  
Fax: +86-769-83081878

Data: 163      File: \\Emc-966-1\test data\2017\RF\F\FFor you(华阳) -RF.EM6 (730)      Date: 2017-11-27



Site no. : 966 Chamber      Data no. : 163  
 Dis. / Ant. : 3m ANT 1-18G      Ant. pol. : HORIZONTAL  
 Limit : FCC PART 15C PEAK  
 Env. / Ins. : Temp:23.6';Humi:56%;Press:101.52kPa  
 Engineer : Tony  
 EUT : Car multimedia player  
 Power : DC 12V  
 M/N : VX7024  
 Test Mode : 8-DPSK TX 2402MHz

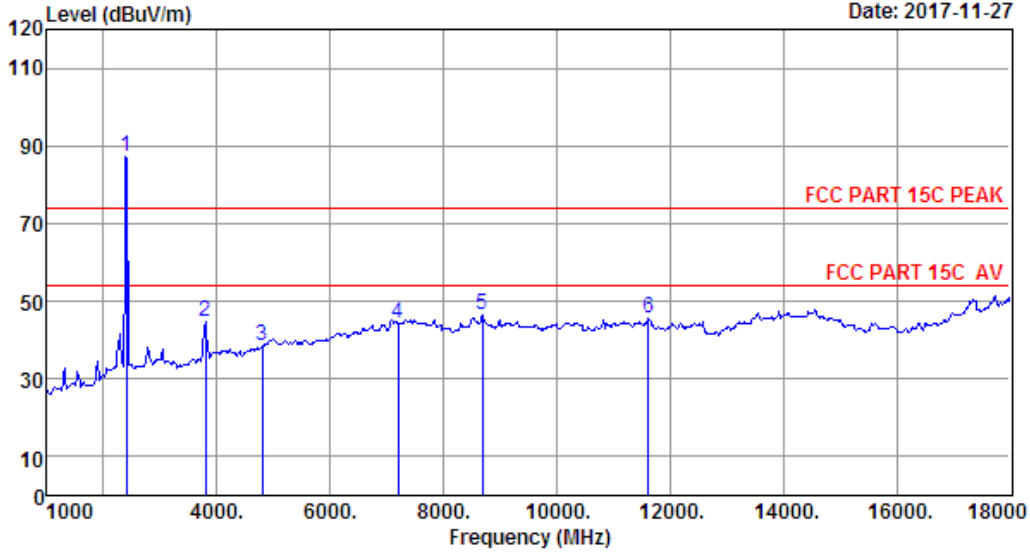
	Freq. (MHz)	Ant. Factor (dB/m)	Cable Loss (dB)	Amp Factor (dB)	Reading (dBuV)	Emission Level (dBuV/m)	Limits (dBuV/m)	Margin (dB)	Remark
1	1884.00	25.28	5.75	35.23	43.72	39.52	74.00	34.48	Peak
2	2402.00	27.61	6.62	34.64	91.77	91.36	74.00	-17.36	Peak
3	3805.00	29.11	10.06	36.36	42.20	45.01	74.00	28.99	Peak
4	4804.00	31.25	11.77	35.64	32.21	39.59	74.00	34.41	Peak
5	7206.00	36.52	11.54	33.95	31.09	45.20	74.00	28.80	Peak
6	9245.00	37.83	11.58	34.37	31.65	46.69	74.00	27.31	Peak

Remarks: 1. Emission Level= Antenna Factor + Cable Loss - Amp Factor + Reading.  
 2. Margin= Limit - Emission Level.  
 3. The emission levels that are 20dB below the official limit are not reported.

# EST Technology

Chilingxiang, Qishantou, Santun,  
Houjie, Dongguan, Guangdong, China  
Tel: +86-769-83081888  
Fax: +86-769-83081878

Data: 164      File: \\Emc-966-1\test data\2017\RF\F\For you(华阳) -RF.EM6 (730)      Date: 2017-11-27

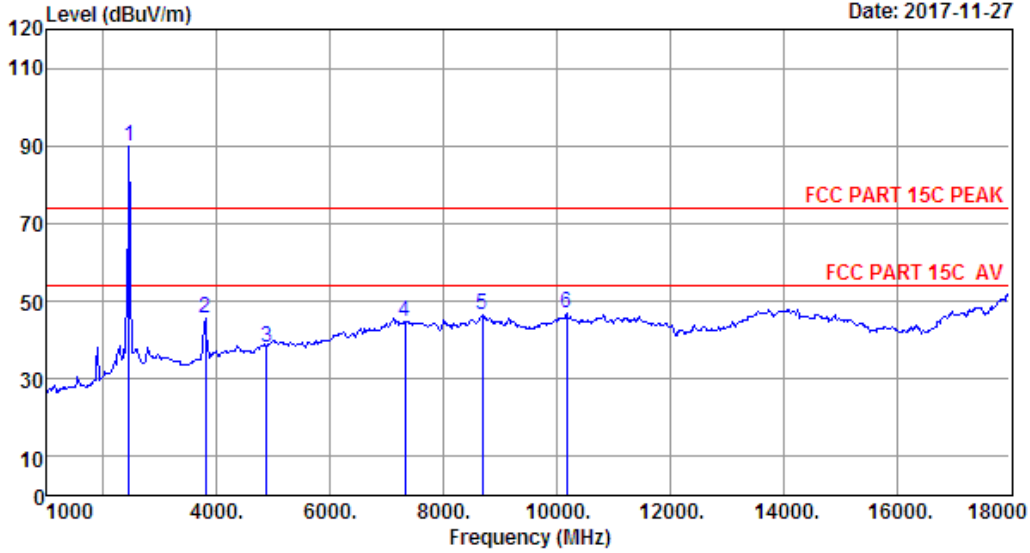


Site no. : 966 Chamber      Data no. : 164  
 Dis. / Ant. : 3m ANT 1-18G      Ant. pol. : VERTICAL  
 Limit : FCC PART 15C PEAK  
 Env. / Ins. : Temp:23.6';Humi:56%;Press:101.52kPa  
 Engineer : Tony  
 EUT : Car multimedia player  
 Power : DC 12V  
 M/N : VX7024  
 Test Mode : 8-DPSK TX 2402MHz

	Freq. (MHz)	Ant. Factor (dB/m)	Cable Loss (dB)	Amp Factor (dB)	Reading (dBuV)	Emission Level (dBuV/m)	Limits (dBuV/m)	Margin (dB)	Remark
1	2402.00	27.61	6.62	34.64	87.50	87.09	74.00	-13.09	Peak
2	3805.00	29.11	10.06	36.36	42.10	44.91	74.00	29.09	Peak
3	4804.00	31.25	11.77	35.64	31.06	38.44	74.00	35.56	Peak
4	7206.00	36.52	11.54	33.95	30.16	44.27	74.00	29.73	Peak
5	8684.00	37.32	11.45	33.66	31.17	46.28	74.00	27.72	Peak
6	11625.00	39.06	11.04	33.19	28.64	45.55	74.00	28.45	Peak

Remarks: 1. Emission Level= Antenna Factor + Cable Loss - Amp Factor + Reading.  
 2. Margin= Limit - Emission Level.  
 3. The emission levels that are 20dB below the official limit are not reported.

Data: 165      File: \\Emc-966-1\test data\2017\RF\F\FFor you(华阳) -RF.EM6 (730)      Date: 2017-11-27



Site no. : 966 Chamber      Data no. : 165  
 Dis. / Ant. : 3m ANT 1-18G      Ant. pol. : HORIZONTAL  
 Limit : FCC PART 15C PEAK  
 Env. / Ins. : Temp:23.6';Humi:56%;Press:101.52kPa  
 Engineer : Tony  
 EUT : Car multimedia player  
 Power : DC 12V  
 M/N : VX7024  
 Test Mode : 8-DPSK TX 2441MHz

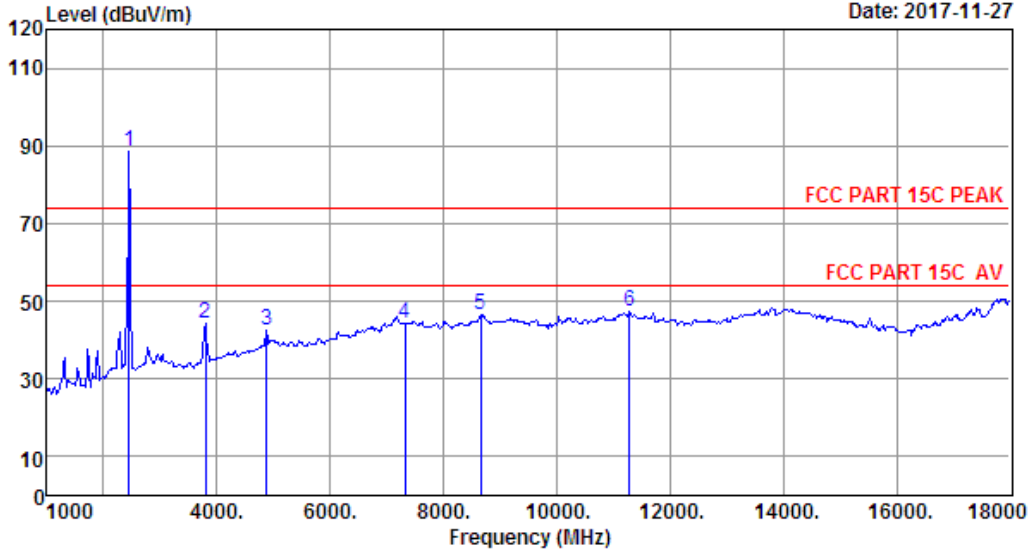
	Freq. (MHz)	Ant. Factor (dB/m)	Cable Loss (dB)	Amp Factor (dB)	Reading (dBuV)	Emission Level (dBuV/m)	Limits (dBuV/m)	Margin (dB)	Remark
1	2441.00	27.60	6.67	34.85	90.53	89.95	74.00	-15.95	Peak
2	3805.00	29.11	10.06	36.36	42.74	45.55	74.00	28.45	Peak
3	4882.00	31.37	12.07	35.76	30.58	38.26	74.00	35.74	Peak
4	7323.00	36.55	11.57	34.14	30.55	44.53	74.00	29.47	Peak
5	8684.00	37.32	11.45	33.66	31.34	46.45	74.00	27.55	Peak
6	10180.00	38.42	11.49	34.53	31.40	46.78	74.00	27.22	Peak

Remarks: 1. Emission Level= Antenna Factor + Cable Loss - Amp Factor + Reading.  
 2. Margin= Limit - Emission Level.  
 3. The emission levels that are 20dB below the official limit are not reported.

# EST Technology

Chilingxiang, Qishantou, Santun,  
Houjie, Dongguan, Guangdong, China  
Tel: +86-769-83081888  
Fax: +86-769-83081878

Data: 166      File: \\Emc-966-1\test data\2017\RF\F\For you(华阳) -RF.EM6 (730)      Date: 2017-11-27

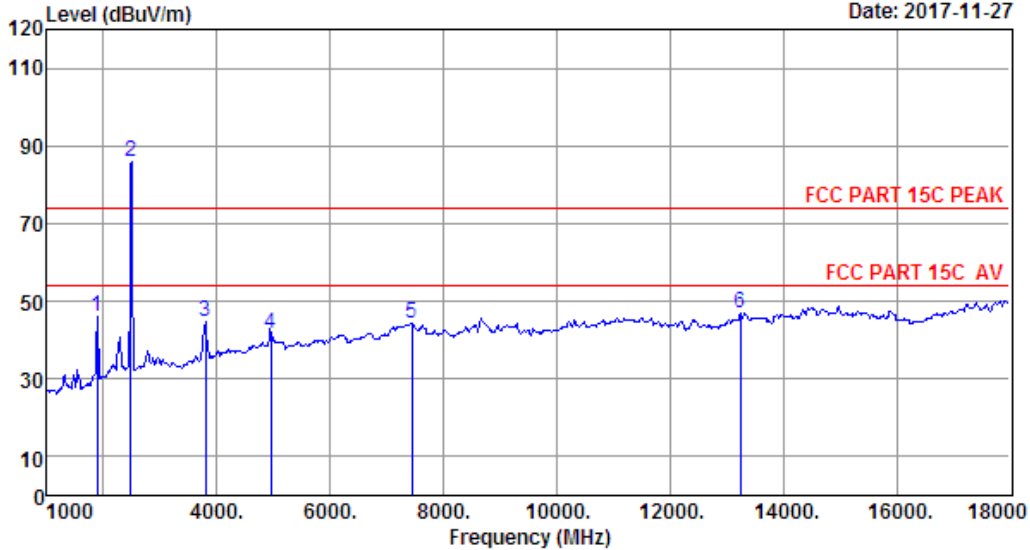


Site no. : 966 Chamber      Data no. : 166  
 Dis. / Ant. : 3m ANT 1-18G      Ant. pol. : VERTICAL  
 Limit : FCC PART 15C PEAK  
 Env. / Ins. : Temp:23.6';Humi:56%;Press:101.52kPa  
 Engineer : Tony  
 EUT : Car multimedia player  
 Power : DC 12V  
 M/N : VX7024  
 Test Mode : 8-DPSK TX 2441MHz

	Freq. (MHz)	Ant. Factor (dB/m)	Cable Loss (dB)	Amp Factor (dB)	Reading (dBuV)	Emission Level (dBuV/m)	Limits (dBuV/m)	Margin (dB)	Remark
1	2441.00	27.60	6.67	34.85	88.93	88.35	74.00	-14.35	Peak
2	3805.00	29.11	10.06	36.36	41.53	44.34	74.00	29.66	Peak
3	4882.00	31.37	12.07	35.76	34.74	42.42	74.00	31.58	Peak
4	7323.00	36.55	11.57	34.14	30.45	44.43	74.00	29.57	Peak
5	8650.00	37.27	11.45	33.68	31.52	46.56	74.00	27.44	Peak
6	11285.00	39.33	11.08	33.32	30.33	47.42	74.00	26.58	Peak

Remarks: 1. Emission Level= Antenna Factor + Cable Loss - Amp Factor + Reading.  
 2. Margin= Limit - Emission Level.  
 3. The emission levels that are 20dB below the official limit are not reported.

Data: 167 File: \\Emc-966-1\test data\2017\RF\F\For you(华阳) -RF.EM6 (730) Date: 2017-11-27

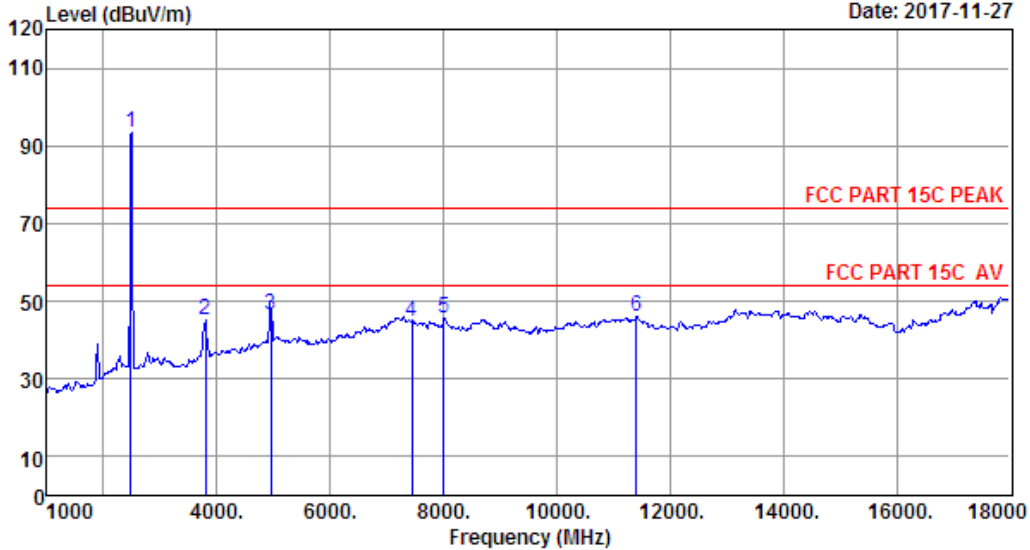


Site no. : 966 Chamber Data no. : 167  
 Dis. / Ant. : 3m ANT 1-18G Ant. pol. : VERTICAL  
 Limit : FCC PART 15C PEAK  
 Env. / Ins. : Temp:23.6';Humi:56%;Press:101.52kPa  
 Engineer : Tony  
 EUT : Car multimedia player  
 Power : DC 12V  
 M/N : VX7024  
 Test Mode : 8-DPSK TX 2480MHz

	Freq. (MHz)	Ant. Factor (dB/m)	Cable Loss (dB)	Amp Factor (dB)	Reading (dBuV)	Emission Level (dBuV/m)	Limits (dBuV/m)	Margin (dB)	Remark
1	1884.00	25.28	5.75	35.23	50.09	45.89	74.00	28.11	Peak
2	2480.00	27.58	6.71	35.11	86.74	85.92	74.00	-11.92	Peak
3	3805.00	29.11	10.06	36.36	42.05	44.86	74.00	29.14	Peak
4	4960.00	31.49	12.44	36.01	33.87	41.79	74.00	32.21	Peak
5	7440.00	36.54	11.61	34.22	30.19	44.12	74.00	29.88	Peak
6	13240.00	39.46	11.46	32.88	29.07	47.11	74.00	26.89	Peak

Remarks: 1. Emission Level= Antenna Factor + Cable Loss - Amp Factor + Reading.  
 2. Margin= Limit - Emission Level.  
 3. The emission levels that are 20dB below the official limit are not reported.

Data: 168 File: \\Emc-966-1\test data\2017\RF\FI\For you(华阳) -RF.EM6 (730) Date: 2017-11-27



Site no. : 966 Chamber Data no. : 168  
 Dis. / Ant. : 3m ANT 1-18G Ant. pol. : HORIZONTAL  
 Limit : FCC PART 15C PEAK  
 Env. / Ins. : Temp:23.6';Humi:56%;Press:101.52kPa  
 Engineer : Tony  
 EUT : Car multimedia player  
 Power : DC 12V  
 M/N : VX7024  
 Test Mode : 8-DPSK TX 2480MHz

	Freq. (MHz)	Ant. Factor (dB/m)	Cable Loss (dB)	Amp Factor (dB)	Reading (dBuV)	Emission Level (dBuV/m)	Limits (dBuV/m)	Margin (dB)	Remark
1	2480.00	27.58	6.71	35.11	94.07	93.25	74.00	-19.25	Peak
2	3805.00	29.11	10.06	36.36	42.42	45.23	74.00	28.77	Peak
3	4960.00	31.49	12.44	36.01	38.60	46.52	74.00	27.48	Peak
4	7440.00	36.54	11.61	34.22	30.92	44.85	74.00	29.15	Peak
5	8004.00	37.01	11.40	34.96	32.33	45.78	74.00	28.22	Peak
6	11404.00	39.25	10.99	33.57	29.46	46.13	74.00	27.87	Peak

Remarks: 1. Emission Level= Antenna Factor + Cable Loss - Amp Factor + Reading.  
 2. Margin= Limit - Emission Level.  
 3. The emission levels that are 20dB below the official limit are not reported.

**18000MHz – 25000MHz**

Pass

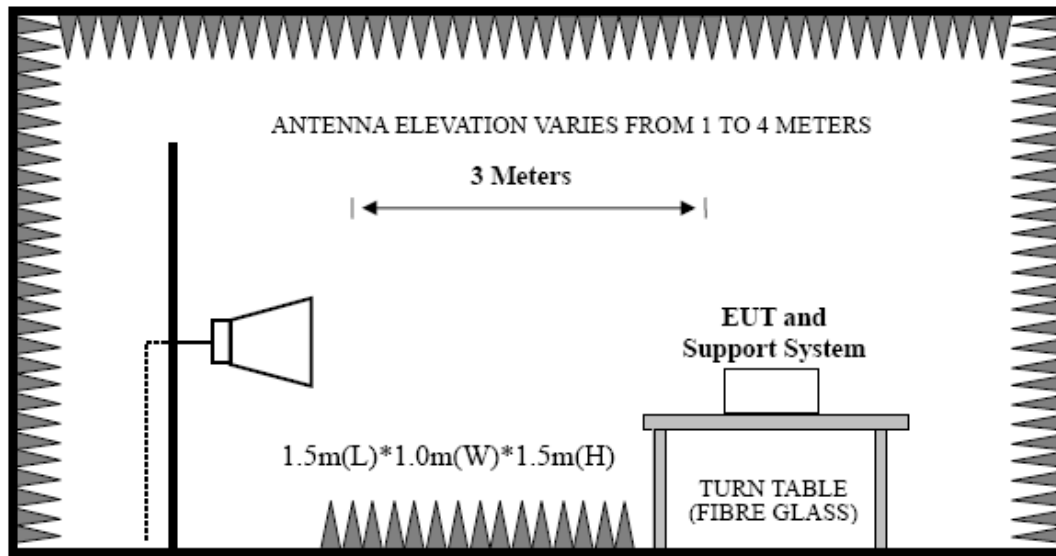
Note: The amplitude of spurious emission that is attenuated by more than 20dB below the permissible limit has no need to be reported.

## 9. BAND EDGE COMPLIANCE

### 9.1. Limit

All the lower and upper band-edges emissions appearing within 2310MHz to 2390MHz and 2483.5MHz to 2500MHz restricted frequency bands shall not exceed the limits shown in 15.209, all the other emissions outside operation frequency band 2400MHz to 2483.5MHz shall be at least 20dB below the fundamental emissions, or comply with 15.209 limits.

### 9.2. Block Diagram of Test setup



### 9.3. Test Procedure

EUT was placed on a turn table, which is 1.5 m high above ground. The turn table can rotate 360 degrees to determine the position of the maximum emission level. Power on the EUT and let it working in test mode, then test it. EUT is set 3 meters away from the receiving antenna, which is mounted on a antenna tower. The antenna can be moved up and down between 1 meter and 4 meters to find out the maximum emission level. Both horizontal and vertical polarization of the antenna are set on test.

Set the spectrum analyzer in the following setting in order to capture the lower and upper band-edges of emissions

Peak : RBW = 1MHz, VBW = 1MHz, Detector=PEAK detector, Sweep time = auto.

AV : RBW = 1MHz, VBW = 10Hz, Detector=PEAK detector, Sweep time = auto.

### 9.4. Test Result

Pass (The testing data was attached in the next pages.)

Note: 1、 For emissions above 1GHz, if peak level comply with average limit, then the average level is deemed to comply with average limit.

- 2、 The frequency 2402MHz and 2480MHz is fundamental frequency which no limit, the limit on plots is automatically generated by the software, it's not fundamental limit, we can't remove it.



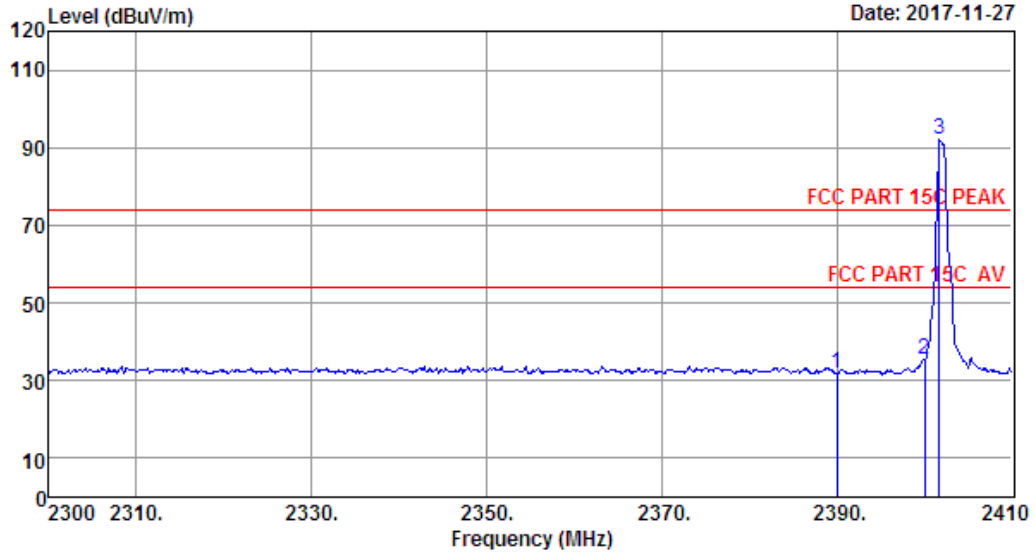
Test Data

EST Technology

Chilingxiang, Qishantou, Santun,  
Houjie, Dongguan, Guangdong, China  
Tel: +86-769-83081888  
Fax: +86-769-83081878

Data: 137 File: \\Emc-966-1\test data\2017\RF\F\F for you(华阳) -RF.EM6 (730)

Date: 2017-11-27

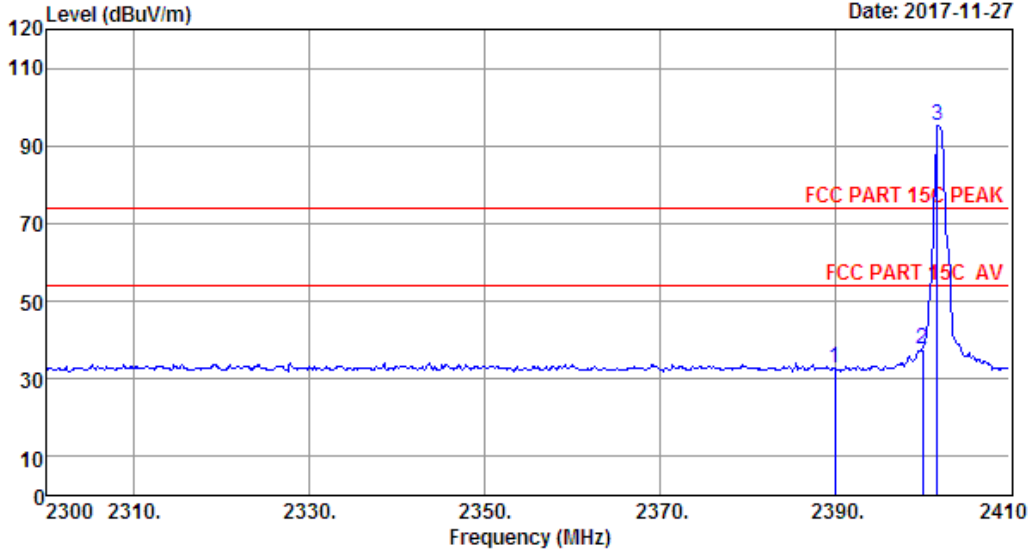


Site no. : 966 Chamber Data no. : 137  
 Dis. / Ant. : 3m ANT 1-18G Ant. pol. : VERTICAL  
 Limit : FCC PART 15C PEAK  
 Env. / Ins. : Temp:23.6';Humi:56%;Press:101.52kPa  
 Engineer : Tony  
 EUT : Car multimedia player  
 Power : DC 12V  
 M/N : VX7024  
 Test Mode : GFSK TX 2402MHz (No Hopping)

	Freq. (MHz)	Ant. Factor (dB/m)	Cable Loss (dB)	Amp Factor (dB)	Reading (dBuV)	Emission Level (dBuV/m)	Limits (dBuV/m)	Margin (dB)	Remark
1	2390.00	27.64	6.62	34.62	32.08	31.72	74.00	42.28	Peak
2	2400.00	27.61	6.62	34.64	35.77	35.36	74.00	38.64	Peak
3	2401.75	27.61	6.62	34.64	92.62	92.21	74.00	-18.21	Peak

Remarks: 1. Emission Level= Antenna Factor + Cable Loss - Amp Factor + Reading.  
 2. Margin= Limit - Emission Level.  
 3. The emission levels that are 20dB below the official limit are not reported.

Data: 138 File: \\Emc-966-1\test data\2017\RF\F\FFor you(华阳) -RF.EM6 (730) Date: 2017-11-27



Site no. : 966 Chamber Data no. : 138  
 Dis. / Ant. : 3m ANT 1-18G Ant. pol. : HORIZONTAL  
 Limit : FCC PART 15C PEAK  
 Env. / Ins. : Temp:23.6';Humi:56%;Press:101.52kPa  
 Engineer : Tony  
 EUT : Car multimedia player  
 Power : DC 12V  
 M/N : VX7024  
 Test Mode : GFSK TX 2402MHz (No Hopping)

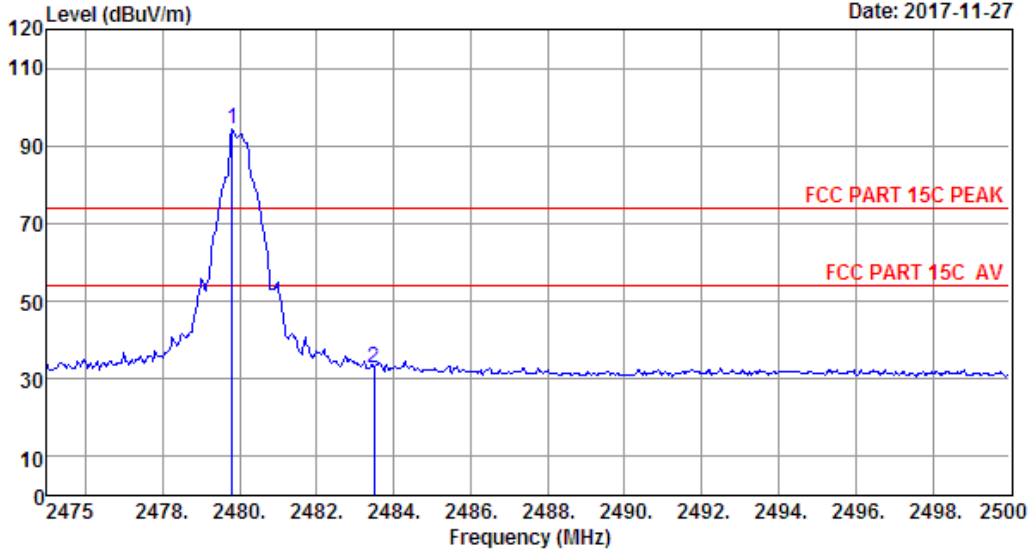
	Freq. (MHz)	Ant. Factor (dB/m)	Cable Loss (dB)	Amp Factor (dB)	Reading (dBuV)	Emission Level (dBuV/m)	Limits (dBuV/m)	Margin (dB)	Remark
1	2390.00	27.64	6.62	34.62	32.99	32.63	74.00	41.37	Peak
2	2400.00	27.61	6.62	34.64	38.00	37.59	74.00	36.41	Peak
3	2401.75	27.61	6.62	34.64	95.76	95.35	74.00	-21.35	Peak

Remarks: 1. Emission Level= Antenna Factor + Cable Loss - Amp Factor + Reading.  
 2. Margin= Limit - Emission Level.  
 3. The emission levels that are 20dB below the official limit are not reported.

# EST Technology

Chilingxiang, Qishantou, Santun,  
Houjie, Dongguan, Guangdong, China  
Tel: +86-769-83081888  
Fax: +86-769-83081878

Data: 139      File: \\Emc-966-1\test data\2017\RF\F\FFor you(华阳) -RF.EM6 (730)      Date: 2017-11-27



Site no. : 966 Chamber      Data no. : 139  
 Dis. / Ant. : 3m ANT 1-18G      Ant. pol. : VERTICAL  
 Limit : FCC PART 15C PEAK  
 Env. / Ins. : Temp:23.6';Humi:56%;Press:101.52kPa  
 Engineer : Tony  
 EUT : Car multimedia player  
 Power : DC 12V  
 M/N : VX7024  
 Test Mode : GFSK TX 2480MHz (No Hopping)

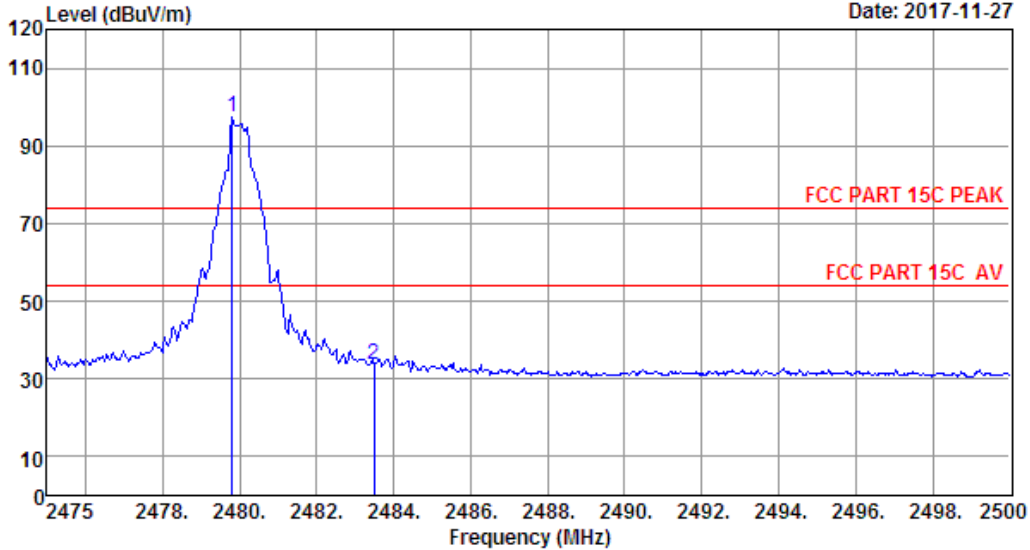
	Freq. (MHz)	Ant. Factor (dB/m)	Cable Loss (dB)	Amp Factor (dB)	Reading (dBuV)	Emission Level (dBuV/m)	Limits (dBuV/m)	Margin (dB)	Remark
1	2479.80	27.58	6.71	35.11	95.27	94.45	74.00	-20.45	Peak
2	2483.50	27.58	6.71	35.11	33.44	32.62	74.00	41.38	Peak

Remarks: 1. Emission Level= Antenna Factor + Cable Loss - Amp Factor + Reading.  
 2. Margin= Limit - Emission Level.  
 3. The emission levels that are 20dB below the official limit are not reported.

# EST Technology

Chilingxiang, Qishantou, Santun,  
Houjie, Dongguan, Guangdong, China  
Tel: +86-769-83081888  
Fax: +86-769-83081878

Data: 140      File: \\Emc-966-1\test data\2017\RF\F\FFor you(华阳) -RF.EM6 (730)      Date: 2017-11-27

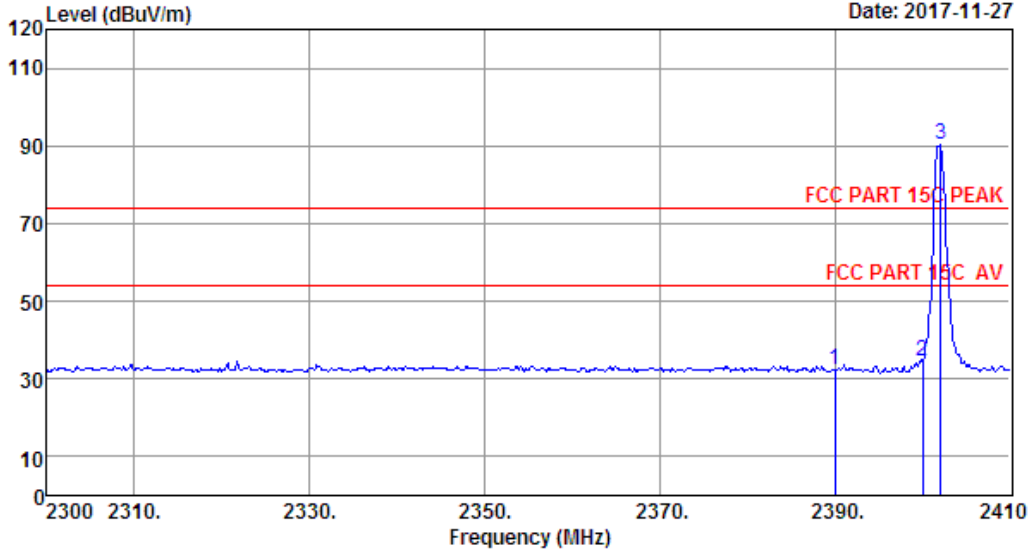


Site no. : 966 Chamber      Data no. : 140  
 Dis. / Ant. : 3m ANT 1-18G      Ant. pol. : HORIZONTAL  
 Limit : FCC PART 15C PEAK  
 Env. / Ins. : Temp:23.6';Humi:56%;Press:101.52kPa  
 Engineer : Tony  
 EUT : Car multimedia player  
 Power : DC 12V  
 M/N : VX7024  
 Test Mode : GFSK TX 2480MHz (No Hopping)

	Freq. (MHz)	Ant. Factor (dB/m)	Cable Loss (dB)	Amp Factor (dB)	Reading (dBuV)	Emission Level (dBuV/m)	Limits (dBuV/m)	Margin (dB)	Remark
1	2479.80	27.58	6.71	35.11	98.35	97.53	74.00	-23.53	Peak
2	2483.50	27.58	6.71	35.11	34.61	33.79	74.00	40.21	Peak

Remarks: 1. Emission Level= Antenna Factor + Cable Loss - Amp Factor + Reading.  
 2. Margin= Limit - Emission Level.  
 3. The emission levels that are 20dB below the official limit are not reported.

Data: 141 File: \\Emc-966-1\test data\2017\RF\F\For you(华阳) -RF.EM6 (730) Date: 2017-11-27



Site no. : 966 Chamber Data no. : 141  
 Dis. / Ant. : 3m ANT 1-18G Ant. pol. : VERTICAL  
 Limit : FCC PART 15C PEAK  
 Env. / Ins. : Temp:23.6';Humi:56%;Press:101.52kPa  
 Engineer : Tony  
 EUT : Car multimedia player  
 Power : DC 12V  
 M/N : VX7024  
 Test Mode : 8-DPSK TX 2402MHz (No Hopping)

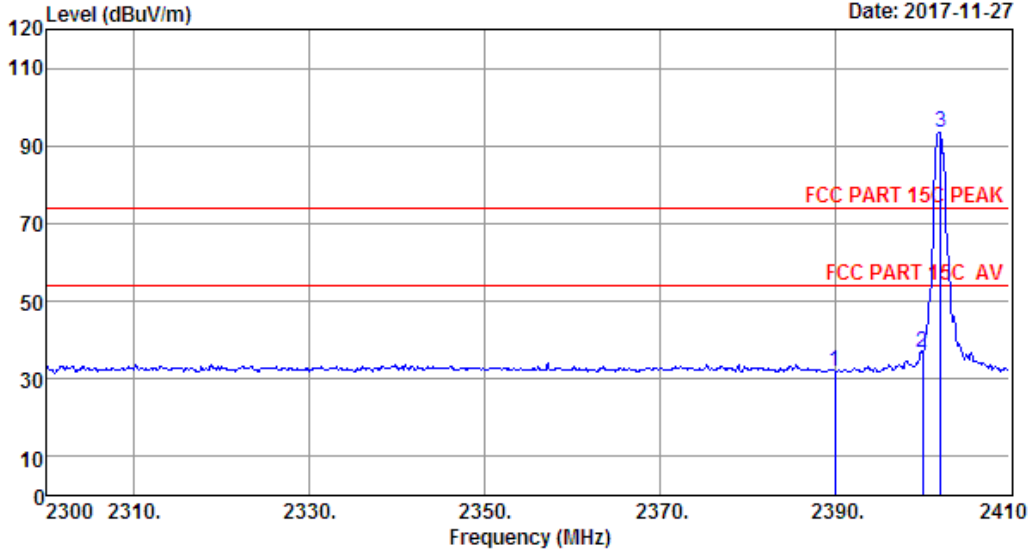
	Freq. (MHz)	Ant. Factor (dB/m)	Cable Loss (dB)	Amp Factor (dB)	Reading (dBuV)	Emission Level (dBuV/m)	Limits (dBuV/m)	Margin (dB)	Remark
1	2390.00	27.64	6.62	34.62	32.63	32.27	74.00	41.73	Peak
2	2400.00	27.61	6.62	34.64	35.03	34.62	74.00	39.38	Peak
3	2402.08	27.61	6.62	34.64	90.59	90.18	74.00	-16.18	Peak

Remarks: 1. Emission Level= Antenna Factor + Cable Loss - Amp Factor + Reading.  
 2. Margin= Limit - Emission Level.  
 3. The emission levels that are 20dB below the official limit are not reported.

# EST Technology

Chilingxiang, Qishantou, Santun,  
Houjie, Dongguan, Guangdong, China  
Tel: +86-769-83081888  
Fax: +86-769-83081878

Data: 142      File: \\Emc-966-1\test data\2017\RF\F\FFor you(华阳) -RF.EM6 (730)      Date: 2017-11-27



Site no. : 966 Chamber      Data no. : 142  
 Dis. / Ant. : 3m ANT 1-18G      Ant. pol. : HORIZONTAL  
 Limit : FCC PART 15C PEAK  
 Env. / Ins. : Temp:23.6';Humi:56%;Press:101.52kPa  
 Engineer : Tony  
 EUT : Car multimedia player  
 Power : DC 12V  
 M/N : VX7024  
 Test Mode : 8-DPSK TX 2402MHz (No Hopping)

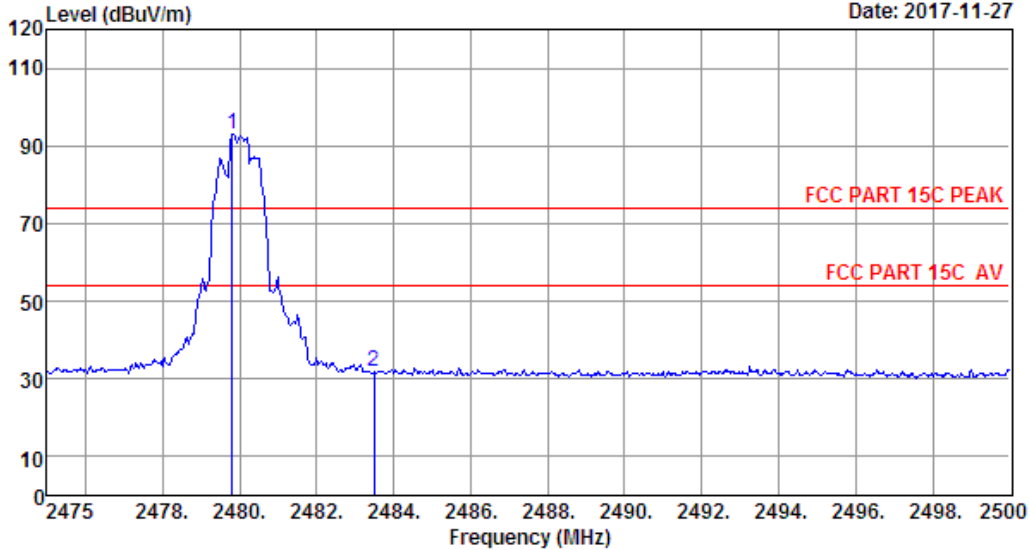
	Freq. (MHz)	Ant. Factor (dB/m)	Cable Loss (dB)	Amp Factor (dB)	Reading (dBuV)	Emission Level (dBuV/m)	Limits (dBuV/m)	Margin (dB)	Remark
1	2390.00	27.64	6.62	34.62	32.42	32.06	74.00	41.94	Peak
2	2400.00	27.61	6.62	34.64	37.28	36.87	74.00	37.13	Peak
3	2402.08	27.61	6.62	34.64	94.06	93.65	74.00	-19.65	Peak

Remarks: 1. Emission Level= Antenna Factor + Cable Loss - Amp Factor + Reading.  
 2. Margin= Limit - Emission Level.  
 3. The emission levels that are 20dB below the official limit are not reported.

# EST Technology

Chilingxiang, Qishantou, Santun,  
Houjie, Dongguan, Guangdong, China  
Tel: +86-769-83081888  
Fax: +86-769-83081878

Data: 143      File: \\Emc-966-1\test data\2017\RF\F\FFor you(华阳) -RF.EM6 (730)      Date: 2017-11-27



Site no. : 966 Chamber      Data no. : 143  
 Dis. / Ant. : 3m ANT 1-18G      Ant. pol. : HORIZONTAL  
 Limit : FCC PART 15C PEAK  
 Env. / Ins. : Temp:23.6';Humi:56%;Press:101.52kPa  
 Engineer : Tony  
 EUT : Car multimedia player  
 Power : DC 12V  
 M/N : VX7024  
 Test Mode : 8-DPSK TX 2480MHz (No Hopping)

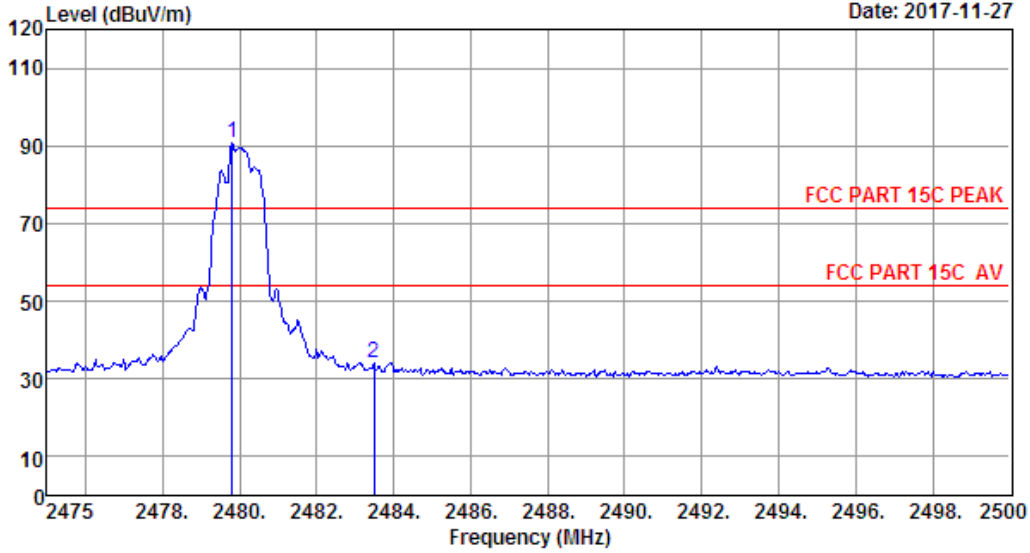
	Freq. (MHz)	Ant. Factor (dB/m)	Cable Loss (dB)	Amp Factor (dB)	Reading (dBuV)	Emission Level (dBuV/m)	Limits (dBuV/m)	Margin (dB)	Remark
1	2479.80	27.58	6.71	35.11	94.01	93.19	74.00	-19.19	Peak
2	2483.50	27.58	6.71	35.11	32.57	31.75	74.00	42.25	Peak

Remarks: 1. Emission Level= Antenna Factor + Cable Loss - Amp Factor + Reading.  
 2. Margin= Limit - Emission Level.  
 3. The emission levels that are 20dB below the official limit are not reported.

# EST Technology

Chilingxiang, Qishantou, Santun,  
Houjie, Dongguan, Guangdong, China  
Tel: +86-769-83081888  
Fax: +86-769-83081878

Data: 144      File: \\Emc-966-1\test data\2017\RF\F\For you(华阳) -RF.EM6 (730)      Date: 2017-11-27



Site no. : 966 Chamber      Data no. : 144  
 Dis. / Ant. : 3m ANT 1-18G      Ant. pol. : VERTICAL  
 Limit : FCC PART 15C PEAK  
 Env. / Ins. : Temp:23.6';Humi:56%;Press:101.52kPa  
 Engineer : Tony  
 EUT : Car multimedia player  
 Power : DC 12V  
 M/N : VX7024  
 Test Mode : 8-DPSK TX 2480MHz (No Hopping)

	Freq. (MHz)	Ant. Factor (dB/m)	Cable Loss (dB)	Amp Factor (dB)	Reading (dBuV)	Emission Level (dBuV/m)	Limits (dBuV/m)	Margin (dB)	Remark
1	2479.80	27.58	6.71	35.11	91.78	90.96	74.00	-16.96	Peak
2	2483.50	27.58	6.71	35.11	34.75	33.93	74.00	40.07	Peak

Remarks: 1. Emission Level= Antenna Factor + Cable Loss - Amp Factor + Reading.  
 2. Margin= Limit - Emission Level.  
 3. The emission levels that are 20dB below the official limit are not reported.



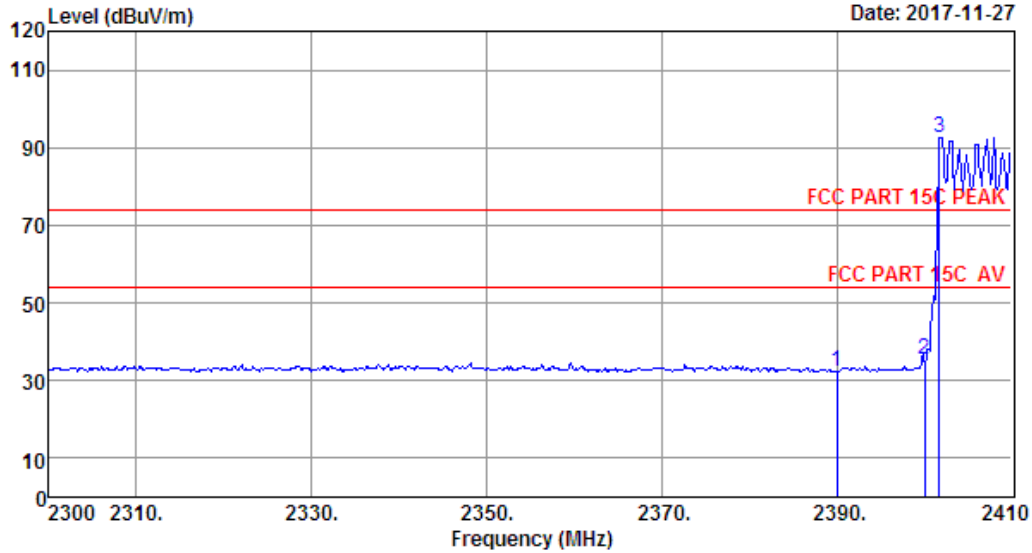
# EST Technology

Chilingxiang, Qishantou, Santun,  
Houjie, Dongguan, Guangdong, China  
Tel: +86-769-83081888  
Fax: +86-769-83081878

Data: 169

File: \\Emc-966-1\test data\2017\RF\F\F for you(华阳) -RF.EM6 (730)

Date: 2017-11-27



Site no. : 966 Chamber                      Data no. : 169  
 Dis. / Ant. : 3m ANT 1-18G              Ant. pol. : VERTICAL  
 Limit : FCC PART 15C PEAK  
 Env. / Ins. : Temp:23.6';Humi:56%;Press:101.52kPa  
 Engineer : Tony  
 EUT : Car multimedia player  
 Power : DC 12V  
 M/N : VX7024  
 Test Mode : GFSK TX 2402MHz (Hopping On)

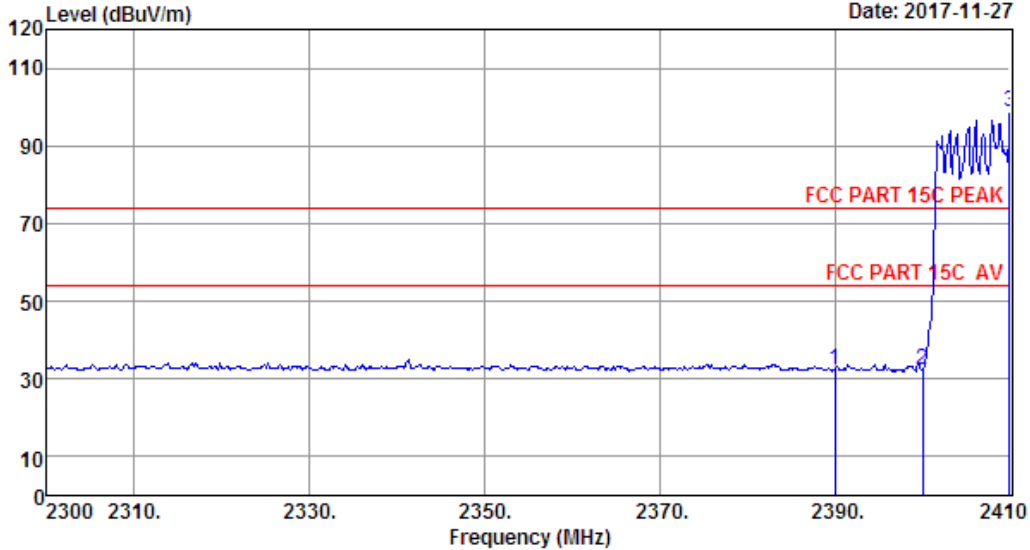
	Freq. (MHz)	Ant. Factor (dB/m)	Cable Loss (dB)	Amp Factor (dB)	Reading (dBuV)	Emission Level (dBuV/m)	Limits (dBuV/m)	Margin (dB)	Remark
1	2390.00	27.64	6.62	34.62	32.72	32.36	74.00	41.64	Peak
2	2400.00	27.61	6.62	34.64	36.01	35.60	74.00	38.40	Peak
3	2401.75	27.61	6.62	34.64	93.13	92.72	74.00	-18.72	Peak

Remarks: 1. Emission Level= Antenna Factor + Cable Loss - Amp Factor + Reading.  
 2. Margin= Limit - Emission Level.  
 3. The emission levels that are 20dB below the official limit are not reported.

# EST Technology

Chilingxiang, Qishantou, Santun,  
Houjie, Dongguan, Guangdong, China  
Tel: +86-769-83081888  
Fax: +86-769-83081878

Data: 170      File: \\Emc-966-1\test data\2017\RF\F\FFor you(华阳) -RF.EM6 (730)      Date: 2017-11-27



Site no. : 966 Chamber      Data no. : 170  
 Dis. / Ant. : 3m ANT 1-18G      Ant. pol. : HORIZONTAL  
 Limit : FCC PART 15C PEAK  
 Env. / Ins. : Temp:23.6';Humi:56%;Press:101.52kPa  
 Engineer : Tony  
 EUT : Car multimedia player  
 Power : DC 12V  
 M/N : VX7024  
 Test Mode : GFSK TX 2402MHz (Hopping On)

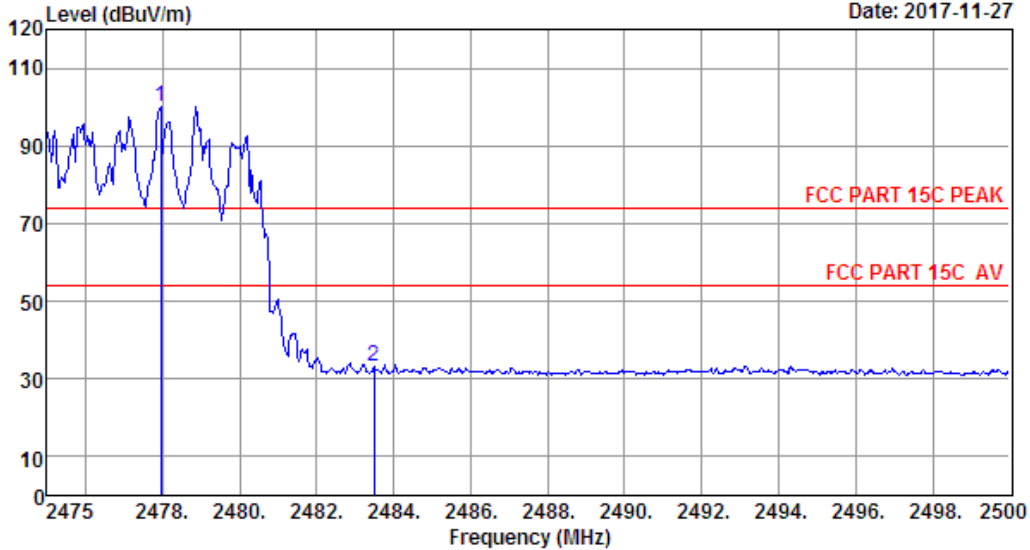
	Freq. (MHz)	Ant. Factor (dB/m)	Cable Loss (dB)	Amp Factor (dB)	Reading (dBuV)	Emission Level (dBuV/m)	Limits (dBuV/m)	Margin (dB)	Remark
1	2390.00	27.64	6.62	34.62	32.70	32.34	74.00	41.66	Peak
2	2400.00	27.61	6.62	34.64	32.75	32.34	74.00	41.66	Peak
3	2410.00	27.60	6.64	34.64	99.14	98.74	74.00	-24.74	Peak

Remarks: 1. Emission Level= Antenna Factor + Cable Loss - Amp Factor + Reading.  
 2. Margin= Limit - Emission Level.  
 3. The emission levels that are 20dB below the official limit are not reported.

# EST Technology

Chilingxiang, Qishantou, Santun,  
Houjie, Dongguan, Guangdong, China  
Tel: +86-769-83081888  
Fax: +86-769-83081878

Data: 171      File: \\Emc-966-1\test data\2017\RF\F\FFor you(华阳) -RF.EM6 (730)      Date: 2017-11-27



Site no. : 966 Chamber      Data no. : 171  
 Dis. / Ant. : 3m ANT 1-18G      Ant. pol. : HORIZONTAL  
 Limit : FCC PART 15C PEAK  
 Env. / Ins. : Temp:23.6';Humi:56%;Press:101.52kPa  
 Engineer : Tony  
 EUT : Car multimedia player  
 Power : DC 12V  
 M/N : VX7024  
 Test Mode : GFSK TX 2480MHz (Hopping On)

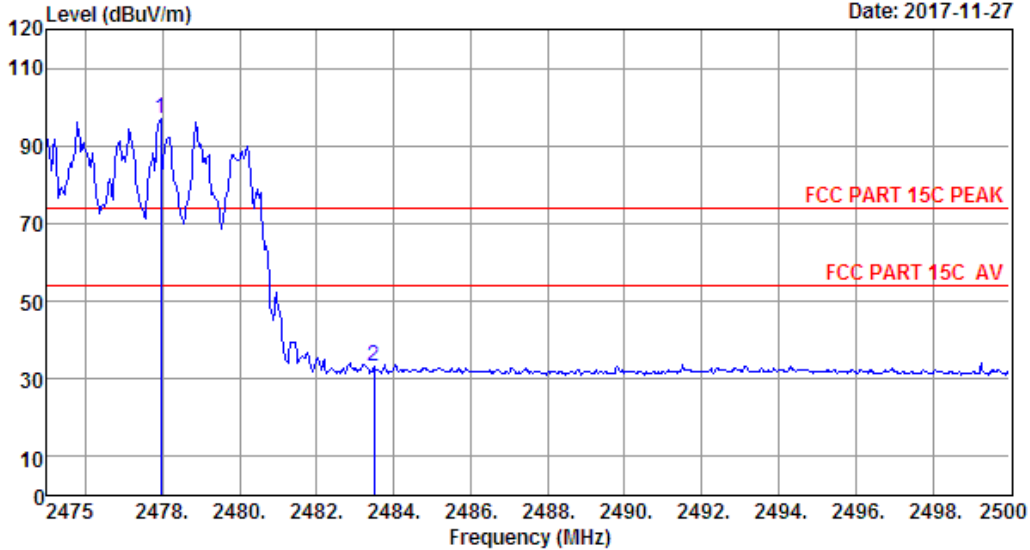
	Freq. (MHz)	Ant. Factor (dB/m)	Cable Loss (dB)	Amp Factor (dB)	Reading (dBuV)	Emission Level (dBuV/m)	Limits (dBuV/m)	Margin (dB)	Remark
1	2477.95	27.58	6.71	35.11	100.75	99.93	74.00	-25.93	Peak
2	2483.50	27.58	6.71	35.11	33.85	33.03	74.00	40.97	Peak

Remarks: 1. Emission Level= Antenna Factor + Cable Loss - Amp Factor + Reading.  
 2. Margin= Limit - Emission Level.  
 3. The emission levels that are 20dB below the official limit are not reported.

# EST Technology

Chilingxiang, Qishantou, Santun,  
Houjie, Dongguan, Guangdong, China  
Tel: +86-769-83081888  
Fax: +86-769-83081878

Data: 172      File: \\Emc-966-1\test data\2017\RF\F\FFor you(华阳) -RF.EM6 (730)      Date: 2017-11-27

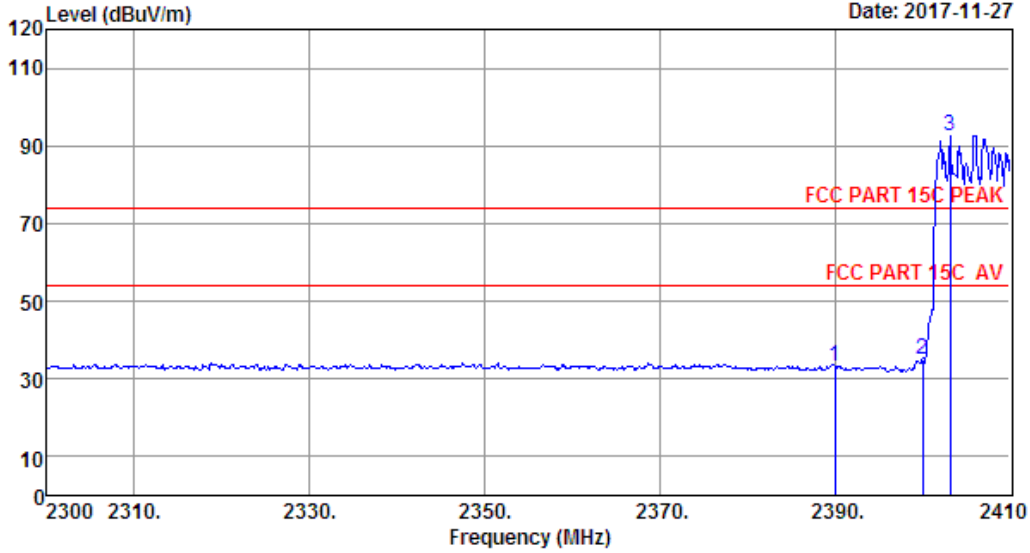


Site no. : 966 Chamber      Data no. : 172  
 Dis. / Ant. : 3m ANT 1-18G      Ant. pol. : VERTICAL  
 Limit : FCC PART 15C PEAK  
 Env. / Ins. : Temp:23.6';Humi:56%;Press:101.52kPa  
 Engineer : Tony  
 EUT : Car multimedia player  
 Power : DC 12V  
 M/N : VX7024  
 Test Mode : GFSK TX 2480MHz (Hopping On)

	Freq. (MHz)	Ant. Factor (dB/m)	Cable Loss (dB)	Amp Factor (dB)	Reading (dBuV)	Emission Level (dBuV/m)	Limits (dBuV/m)	Margin (dB)	Remark
1	2477.95	27.58	6.71	35.11	97.75	96.93	74.00	-22.93	Peak
2	2483.50	27.58	6.71	35.11	33.85	33.03	74.00	40.97	Peak

Remarks: 1. Emission Level= Antenna Factor + Cable Loss - Amp Factor + Reading.  
 2. Margin= Limit - Emission Level.  
 3. The emission levels that are 20dB below the official limit are not reported.

Data: 173 File: \\Emc-966-1\test data\2017\RF\F\FFor you(华阳) -RF.EM6 (730) Date: 2017-11-27



Site no. : 966 Chamber Data no. : 173  
 Dis. / Ant. : 3m ANT 1-18G Ant. pol. : VERTICAL  
 Limit : FCC PART 15C PEAK  
 Env. / Ins. : Temp:23.6';Humi:56%;Press:101.52kPa  
 Engineer : Tony  
 EUT : Car multimedia player  
 Power : DC 12V  
 M/N : VX7024  
 Test Mode : 8-DPSK TX 2402MHz (Hopping On)

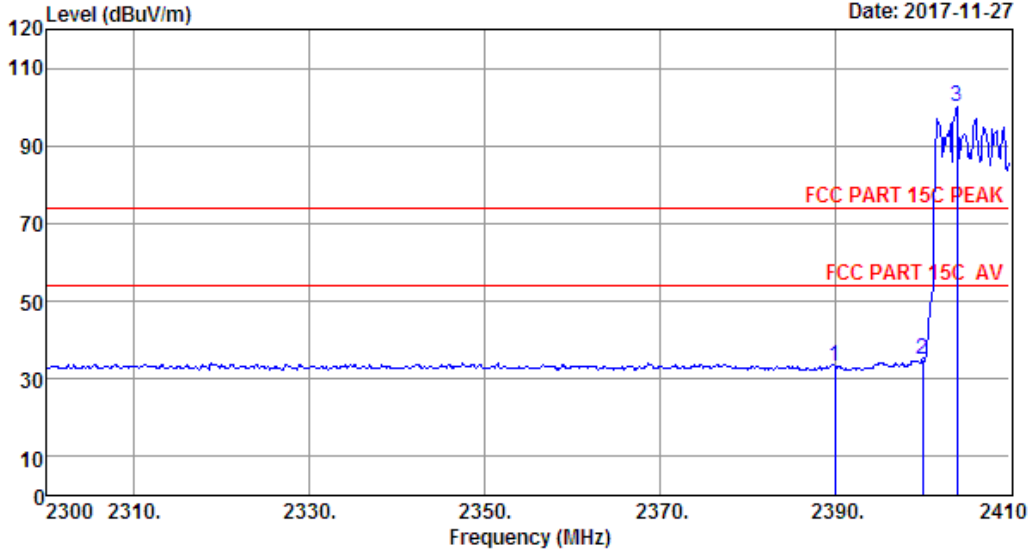
	Freq. (MHz)	Ant. Factor (dB/m)	Cable Loss (dB)	Amp Factor (dB)	Reading (dBuV)	Emission Level (dBuV/m)	Limits (dBuV/m)	Margin (dB)	Remark
1	2390.00	27.64	6.62	34.62	33.73	33.37	74.00	40.63	Peak
2	2400.00	27.61	6.62	34.64	35.32	34.91	74.00	39.09	Peak
3	2403.18	27.61	6.64	34.64	92.97	92.58	74.00	-18.58	Peak

Remarks: 1. Emission Level= Antenna Factor + Cable Loss - Amp Factor + Reading.  
 2. Margin= Limit - Emission Level.  
 3. The emission levels that are 20dB below the official limit are not reported.

# EST Technology

Chilingxiang, Qishantou, Santun,  
Houjie, Dongguan, Guangdong, China  
Tel: +86-769-83081888  
Fax: +86-769-83081878

Data: 174      File: \\Emc-966-1\test data\2017\RF\F\For you(华阳) -RF.EM6 (730)      Date: 2017-11-27



Site no. : 966 Chamber      Data no. : 174  
 Dis. / Ant. : 3m ANT 1-18G      Ant. pol. : HORIZONTAL  
 Limit : FCC PART 15C PEAK  
 Env. / Ins. : Temp:23.6';Humi:56%;Press:101.52kPa  
 Engineer : Tony  
 EUT : Car multimedia player  
 Power : DC 12V  
 M/N : VX7024  
 Test Mode : 8-DPSK TX 2402MHz (Hopping On)

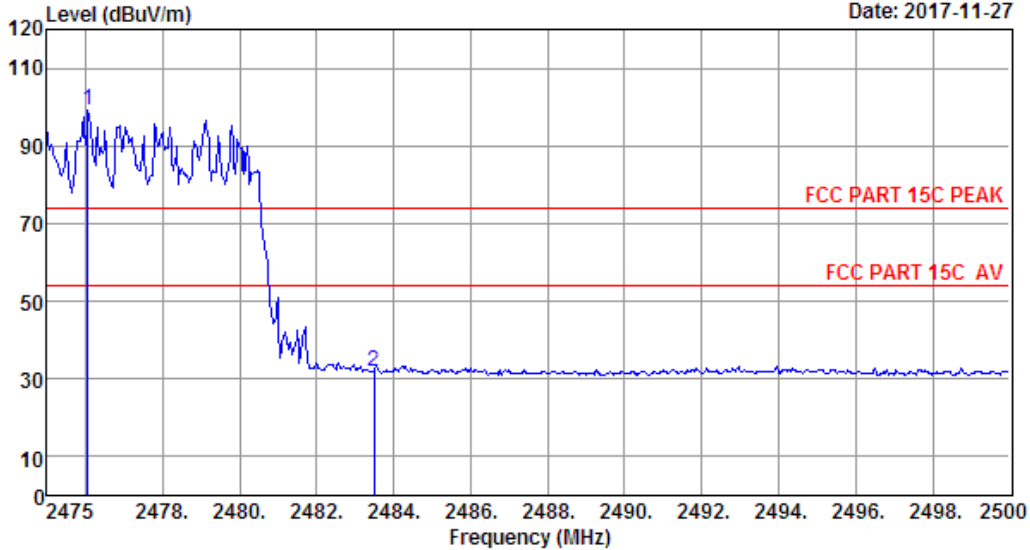
	Freq. (MHz)	Ant. Factor (dB/m)	Cable Loss (dB)	Amp Factor (dB)	Reading (dBuV)	Emission Level (dBuV/m)	Limits (dBuV/m)	Margin (dB)	Remark
1	2390.00	27.64	6.62	34.62	33.73	33.37	74.00	40.63	Peak
2	2400.00	27.61	6.62	34.64	35.32	34.91	74.00	39.09	Peak
3	2403.95	27.61	6.64	34.64	100.36	99.97	74.00	-25.97	Peak

Remarks: 1. Emission Level= Antenna Factor + Cable Loss - Amp Factor + Reading.  
 2. Margin= Limit - Emission Level.  
 3. The emission levels that are 20dB below the official limit are not reported.

# EST Technology

Chilingxiang, Qishantou, Santun,  
Houjie, Dongguan, Guangdong, China  
Tel: +86-769-83081888  
Fax: +86-769-83081878

Data: 175      File: \\Emc-966-1\test data\2017\RF\F\For you(华阳) -RF.EM6 (730)      Date: 2017-11-27



Site no. : 966 Chamber      Data no. : 175  
 Dis. / Ant. : 3m ANT 1-18G      Ant. pol. : HORIZONTAL  
 Limit : FCC PART 15C PEAK  
 Env. / Ins. : Temp:23.6';Humi:56%;Press:101.52kPa  
 Engineer : Tony  
 EUT : Car multimedia player  
 Power : DC 12V  
 M/N : VX7024  
 Test Mode : 8-DPSK TX 2480MHz (Hopping On)

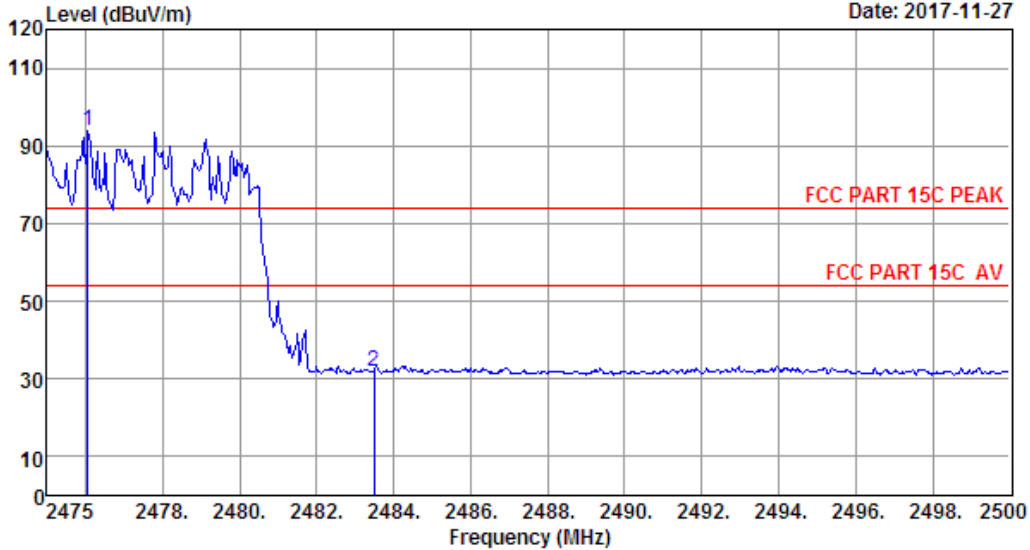
	Freq. (MHz)	Ant. Factor (dB/m)	Cable Loss (dB)	Amp Factor (dB)	Reading (dBuV)	Emission Level (dBuV/m)	Limits (dBuV/m)	Margin (dB)	Remark
1	2476.05	27.58	6.71	35.11	99.84	99.02	74.00	-25.02	Peak
2	2483.50	27.58	6.71	35.11	32.56	31.74	74.00	42.26	Peak

Remarks: 1. Emission Level= Antenna Factor + Cable Loss - Amp Factor + Reading.  
 2. Margin= Limit - Emission Level.  
 3. The emission levels that are 20dB below the official limit are not reported.

# EST Technology

Chilingxiang, Qishantou, Santun,  
Houjie, Dongguan, Guangdong, China  
Tel: +86-769-83081888  
Fax: +86-769-83081878

Data: 176      File: \\Emc-966-1\test data\2017\RF\F\FFor you(华阳) -RF.EM6 (730)      Date: 2017-11-27



Site no. : 966 Chamber      Data no. : 176  
 Dis. / Ant. : 3m ANT 1-18G      Ant. pol. : VERTICAL  
 Limit : FCC PART 15C PEAK  
 Env. / Ins. : Temp:23.6';Humi:56%;Press:101.52kPa  
 Engineer : Tony  
 EUT : Car multimedia player  
 Power : DC 12V  
 M/N : VX7024  
 Test Mode : 8-DPSK TX 2480MHz (Hopping On)

	Freq. (MHz)	Ant. Factor (dB/m)	Cable Loss (dB)	Amp Factor (dB)	Reading (dBuV)	Emission Level (dBuV/m)	Limits (dBuV/m)	Margin (dB)	Remark
1	2476.05	27.58	6.71	35.11	94.84	94.02	74.00	-20.02	Peak
2	2483.50	27.58	6.71	35.11	32.56	31.74	74.00	42.26	Peak

Remarks: 1. Emission Level= Antenna Factor + Cable Loss - Amp Factor + Reading.  
 2. Margin= Limit - Emission Level.  
 3. The emission levels that are 20dB below the official limit are not reported.



## 10. POWER LINE CONDUCTED EMISSIONS

### 10.1. Limit

Frequency	Maximum RF Line Voltage	
	Quasi-Peak Level dB( $\mu$ V)	Average Level dB( $\mu$ V)
150kHz ~ 500kHz	66 ~ 56*	56 ~ 46*
500kHz ~ 5MHz	56	46
5MHz ~ 30MHz	60	50

Notes: 1. \* Decreasing linearly with logarithm of frequency.

2. The lower limit shall apply at the transition frequencies.

### 10.2. Test Procedure

The EUT was placed on a non-metallic table, 80cm above the ground plane. The EUT was charged from PC's USB port which connected to the power mains through a line impedance stabilization network (L.I.S.N. 1#).. Both sides of AC line are checked to find out the maximum conducted emission. In order to find the maximum emission levels, the relative positions of equipment and all of the interface cables shall be changed according to ANSI C63.10:2013 on Conducted Emission Test.

The bandwidth of test receiver (R & S ESHS30) is set at 10kHz.

The frequency range from 150kHz to 30MHz is checked.

### 10.3. Test Result

NA

## 11. ANTENNA REQUIREMENTS

### 11.1. Limit


For intentional device, according to FCC 47 CFR Section 15.203, an intentional radiator shall be designed to ensure that no antenna other than that furnished by the responsible party shall be used with the device. And according to FCC 47 CFR Section 15.247 (b), if transmitting antennas of directional gain greater than 6dBi are used, the power shall be reduced by the amount in dB that the directional gain of the antenna exceeds 6dBi.

### 11.2. Result


The antennas used for this product are Internal antenna and that no antenna other than that furnished by the responsible party shall be used with the device, the maximum peak gain of the transmit antenna is only 0 dBi.

## 12. TEST SETUP PHOTO

Radiated Test (30-1000 MHz)



Radiated Test (Above 1GHz)



### 13. PHOTO EUT



External Photos  
M/N: VX7024




**External Photos**  
M/N: VX7024




**External Photos**  
M/N: VX7024



**External Photos**  
M/N: VX7024




**Internal Photos**  
M/N: VX7024







**Internal Photos**

M/N: VX7024



**Internal Photos**


M/N: VX7024




**Internal Photos**  
M/N: VX7024




**Internal Photos**  
M/N: VX7024



**Internal Photos**  
M/N: VX7024



Bluetooth  
Antenna



**Internal Photos**

M/N: VX7024

