


# TEST SETUP PHOTOS

E-field Test Setup Photo Positon A Load1 (15cm)




E-field Test Setup Photo Positon A Load2&3 (15cm)




E-field Test Setup Photo Positon B Load1 (15cm)



E-field Test Setup Photo Positon B Load2&3 (15cm)



E-field Test Setup Photo Positon C Load1 (15cm)



E-field Test Setup Photo Positon C Load2&3 (15cm)



E-field Test Setup Photo Positon D Load1 (15cm)




E-field Test Setup Photo Positon D Load2&3 (15cm)




E-field Test Setup Photo Positon E Load1 (15cm)




E-field Test Setup Photo Positon E Load2&3 (15cm)




H-field Test Setup Photo Positon A Load1 (15cm)




H-field Test Setup Photo Positon A Load2&3 (15cm)




H-field Test Setup Photo Positon B Load1 (15cm)




H-field Test Setup Photo Positon B Load2&3 (15cm)



H-field Test Setup Photo Positon C Load1 (15cm)




H-field Test Setup Photo Positon C Load2&3 (15cm)






H-field Test Setup Photo Positon D Load1 (15cm)




H-field Test Setup Photo Positon D Load2&3 (15cm)




H-field Test Setup Photo Positon E Load1 (15cm)



H-field Test Setup Photo Positon E Load2&3 (15cm)



Artificial Load1



Artificial Load2&3

