







PHOTOGRAPHS OF THE TEST CONFIGURATION





Charging Mode




EUT Side	Left	Right	Top	Bottom	Z-axis
Actual Distance install in the Vehicular (cm)	8	8	0	2.77	1.044
Measurement Distance (cm)					
	8	8	7	2	1
	Test result defined it as 0 cm, please see report page 11.	Test result defined it as 0 cm, please see report page 11.	When cell phone plug into the EUT, that have 7 cm gap between transmitter and human body. Test result defined it as 0 cm, please see report page 11.	Test result defined it as 0 cm, please see report page 11.	Test result defined it as 0 cm, please see report page 11.

Standby Mode




EUT Side	Left	Right	Top	Bottom	Z-axis
Actual Distance install in the Vehicular (cm)	8	8		2.77	1.044
Measurement Distance (cm)			Not perform. Since the EUT will not open the case during the standby mode.		
	8	8		2	1
	Test result defined it as 0 cm, please see report page 13.	Test result defined it as 0 cm, please see report page 13.		Test result defined it as 0 cm, please see report page 13.	Test result defined it as 0 cm, please see report page 13.

H-Field (Charging Mode - Left)



H-Field (Charging Mode - Right)



H-Field (Charging Mode - Bottom)




H-Field (Charging Mode - Z-axis)




H-Field (Charging Mode - Top)




H-Field (Standby Mode - Left)




H-Field (Standby Mode - Right)



H-Field (Standby Mode - Bottom)



H-Field (Standby Mode - Z-axis)



--- END ---