



Vehicle opening and closing

Three Types of Keys

This vehicle supports three types of keys:

- **Authenticated phone** - You can set up your personal smartphone to communicate with your vehicle using Bluetooth. Supports automatic locking and unlocking as well as several other functions using the Tesla mobile app. An authenticated phone is the preferred key because you never need to remove it from your pocket or purse.
- **Key card** - Tesla provides a key card that communicates with your vehicle using short range radio-frequency identification (RFID) signals. The key card is used to "authenticate" your phone to work with your vehicle and to add or remove other key cards, phones, or key fobs. In situations where your authenticated phone has a dead battery, or is lost or stolen, use your key card to unlock, drive, and lock your vehicle
- **Key fob** - An accessory sold separately, similar to a traditional key fob, that allows you to press buttons to open the front and rear trunks, and unlock, lock, and drive your vehicle. Your vehicle also have UWB function for passive entry function. The door handle will present when you approaching your vehicle while you carrying your keyfob.

Your vehicle supports a total of 19 keys, which can include authenticated phones, key cards, and up to four key fobs.

Caution: Remember to bring a key with you when you drive. Although you can drive your vehicle away from its key, you will be unable to power it back on after it powers off.

Authenticated Phone

Using your phone is the most convenient way to access your vehicle. As you approach, your phone's Bluetooth signal is detected and doors unlock when you press a door handle.

Likewise, when you exit and walk away with the phone, doors automatically lock

Before you can use a phone to access your vehicle, follow these steps to authenticate it:

1. Download the Tesla mobile app to your phone.
2. Log into the Tesla mobile app using your Tesla Account user name and password.
Note: You must remain logged in to your Tesla Account to use your phone to access your vehicle.
3. Ensure that your phone's Bluetooth setting is turned on.

Note: Your vehicle communicates with your phone using Bluetooth. To authenticate your phone or use it as a key, the phone must be powered on and Bluetooth must be enabled. Keep in mind that your phone must have enough battery power to run Bluetooth and that many phones disable Bluetooth when the battery is low.

4. Ensure that Allow Mobile Access (Controls > Safety & Security > Allow Mobile Access) is enabled.

5. In the Tesla mobile app, touch PHONE KEY then touch START to search for your vehicle. When your vehicle is detected, the mobile app asks you to tap your key card.

6. Tap the key card against the your vehicle card reader on the door pillar or center console. When your vehicle detects your key card, the mobile app confirms that your phone has been successfully authenticated. Touch DONE.

If the key card is not successfully scanned within approximately 30 seconds, the mobile app displays an error message. Touch PHONE KEY on the app again to retry. To view a list of keys that can currently access your vehicle, or to remove a phone, touch Controls > Locks.

Note: Authenticating your phone allows you to use it as a key to access your vehicle. To use the phone hands-free, access your phone's contacts, play media from it, etc., you must also pair and connect to it using the Bluetooth settings.

Note: Your vehicle can connect to three phones simultaneously. Therefore, if more than one phone is detected and you want to use, or authenticate, a different phone, move the other connected phone(s) out of range or turn off its Bluetooth setting.

Note: Unlike the mobile app, once a phone has been authenticated, it no longer requires an internet connection to communicate with your vehicle. Authenticated phones communicate with your vehicle using Bluetooth.

Note: Although Bluetooth typically communicates over distances of up to approximately 9 meters, performance can vary based on the phone you are using, environmental interference, etc.

Note: If multiple vehicles are linked to the Tesla Account, you must switch the mobile app to the vehicle that you want to access before you can use the phone as a key.

Key fob

If you have purchased the key fob accessory (available for purchase from Tesla stores or online at www.tesla.com/shop), you can quickly familiarize yourself with this key by thinking of it as a miniature version of your vehicle, with the Tesla badge representing the front. The key has three buttons that feel like softer areas on the surface.

1. **Front trunk** - Double-click to open the front trunk.
2. **Lock/Unlock All** - Single-click to lock doors and trunks (all doors and trunks must be closed). Double-click to unlock doors and trunks.
3. **Trunk** - Double-click to open the rear trunk. Hold down for one to two seconds to open the charge port door.

Once inside, power up your vehicle by pressing the brake pedal within two minutes of pressing the unlock button on the key fob (see Starting and Powering Off on page 46). If you wait longer than two minutes, you must press the unlock button again, or place the key fob near the card reader located behind the cup holders on the center console. When your key fob is detected, the two minute authentication period restarts.

When approaching or leaving your vehicle carrying the key fob, you do not need to point the key fob at your vehicle as you press a button,



but you must be within operating range. Radio equipment on a similar frequency can affect the key. If this happens, move the key at least 30 cm away from other electronic devices (phone, laptop, etc).

If the key fob does not work (for example, its battery is dead), you can touch its flat side against the card reader on the driver's side door pillar (like the key card). Instructions for changing the battery are provided below.

Note: Walk-Away Door Lock operates only when using an authenticated phone. When you walk away from your vehicle carrying your key fob, your vehicle does not automatically unlock/lock, even if this feature is turned on (see Walk-Away Door Lock on page 13).

Note: You can use the same key fob with multiple vehicles provided you authenticate it (see Managing Keys on page 10). However, key fob works with only one vehicle at a time. Therefore, to use a key fob for a different vehicle, touch its flat side against the card reader on the driver's side door pillar.

Note: A vehicle supports up to four different key fobs.

Caution: Protect the key from impact, high temperatures, and damage from liquids. Avoid contact with solvents, waxes and abrasive cleaners.

Replacing the Key Fob Battery Under normal use, the key fob battery lasts for approximately five years. When the battery is low, a message displays on the touchscreen. To replace the key fob battery:

1. With the key fob placed button side down on a soft surface, release the bottom cover.
2. Remove the battery by lifting it away from the retaining clips.
3. While avoiding touching the battery's flat surfaces, insert the new battery (type CR2032) with the '+' side facing up.

Note: CR2032 batteries can be purchased through online retailers, local supermarkets, and drug stores.

4. Holding the bottom cover at an angle, align the tabs on the cover with the corresponding slots on the key fob, then press the cover firmly onto the key fob until it snaps into place.

ALL REGIONS - FCC and IC Certification

Component	Manufacturer	Model	OperatingFrequency(MHz)	FCC ID	IC ID
B Pillar Endpoint	Tesla	1614291	13.56 2400-2483.5 6500-8000	2AEIM-1614291	20098-1614291
Security Controller	Tesla	1614280	2400-2483.5	2AEIM-1614280	20098-1614280
Fascia Endpoint	Tesla	1613851	2400-2483.5 6500-8000	2AEIM-1613851	20098-1613851
Key fob	Tesla	1614283	2400-2483.5 6500-8000	2AEIM-1614283	20098-1614283
TPMS	Tesla	1472547	2400-2483.5	2AEIM-1472547	20098-1472547
Radar					
Homelink					
CarPC	Tesla				
Wireless Charger	Tesla	WC4	127.72KHz 13.56 2400-2483.5	2AEIM-WC4	20098-WC4

The devices listed above comply with Part 15 of the FCC rules and Industry Canada's license-exempt RSS Standard(s) and EU Directive 2014/53/EU.

Operation is subject to the following two conditions:

1. This device may not cause harmful interference; and
2. This device must accept any interference received, including interference that may cause undesired operation.

Changes or modifications not expressly approved by Tesla could void your authority to operate the equipment.



ALL REGIONS - Radio Frequency Information

This equipment has been tested and found to comply with the limits for a Class B digital device, pursuant to Part 15 of the FCC Rules. These limits are designed to provide reasonable protection against harmful interference in a residential installation. This equipment generates, uses and can radiate radio frequency energy and, if not installed and used in accordance with the instructions, may cause harmful interference to radio communications. However, there is no guarantee that interference will not occur in a particular installation. If this equipment does cause harmful interference to radio or television reception, which can be determined by turning the equipment off and on, try to correct the interference by one or more of the following measures:

- Reorient or relocate the receiving antenna.
- Increase the separation between the equipment and receiver.
- Connect the equipment into an outlet on a circuit different from that to which the receiver is connected.
- Consult the dealer or an experienced radio/TV technician to help.

The user's manual or instruction manual for an intentional or unintentional radiator shall caution the user that changes or modifications not expressly approved by the party responsible for compliance could void the user's authority to operate the equipment. In cases where the manual is provided only in a form other than paper, such as on a computer disk or over the Internet, the information required by this section may be included in the manual in that alternative form, provided the user can reasonably be expected to have the capability to access information in that form.

NORTH AMERICA ONLY - Canada

CAN ICES-3 (B)/NMB-3(B)

Le présent appareil est conforme aux CNR d'Industrie Canada applicables aux appareils radio exempts de licence. L'exploitation est autorisée aux deux conditions suivantes : (1) l'appareil ne doit pas produire de brouillage, et (2) l'utilisateur de l'appareil doit accepter tout brouillage radioélectrique subi, même si le brouillage est susceptible d'en compromettre le fonctionnement.

Cet équipement est conforme aux limites d'exposition aux rayonnements IC établies pour un environnement non contrôlé.

Radiation Exposure Statement:

The product complies with RF exposure IC for wireless power transfer of low power consumers. The RF exposure limit set for an uncontrolled environment is safe for intended operation as described in this manual. Additional RF exposure compliance has been demonstrated to 20cm and over separation from the user's body or putting the device at lower power output if such a function is available.

Déclaration d'exposition aux radiations:

Le produit est conforme à l'exposition RF IC pour le transfert de puissance sans fil de consommateurs de faible puissance. La limite d'exposition RF fixée pour un environnement non contrôlé est sans danger pour le fonctionnement prévu tel que décrit dans ce manuel. L'exposition RF supplémentaire que la conformité a été démontrée à 20cm et plus de séparation du corps de l'utilisateur ou de mettre l'appareil à la puissance de sortie inférieure si une telle fonction est disponible.



CAUTION: This equipment and its antennas must not be co-located or operated with another antenna or transmitter.

ALL REGIONS - RF Modules

The devices described below have been evaluated against the essential requirements of the 2014/53/EU and 2011/65/EU Directive.

Description	Frequency Band	Power Level	Antenna Location
Security Controller	2.4 GHz	3mW output	PCB Antenna, in center console
Security Controller	11.56 MHz	n/a(magneticfield)	PCB Antenna, in center console
Rear Fascia Endpoint	2.4 GHz	3mW output	PCB Antenna, behind rear fascia
Pillar Endpoint	2.4 GHz	3mW output	PCBAntenna,behindtheB-pillarglass
Pillar Endpoint	13.56 MHz	n/a(magneticfield)	PCBAntenna,behindtheB-pillarglass
TPMS Sensor	2042-2480 MHz	2.5 mW	Each wheel
FM	76-108 MHz	n/a (receive only)	Rear Window
DAB	174-241 MHz	n/a (receive only)	Rear Window
Homelink	433.9 MHz	10 mW	Above front bumper beam
Bluetooth	2402-2480 MHz	2.5 mW max.	B-header Left hand side
GSM 900	885-915 930-960 MHz	2 W	Transmit and receive - B-header Right hand side, also used for eCall
GSM 1800	1710-1785 1805-1880 MHz	1 W	Receive - B-header Left hand side B-header (MIMO)
WCDMA (Band 8)	909-915 954-960 MHz	250 mW	Wireless Connectivity
WCDMA (Band 1/3)	1920-1980 2110-2170 MHz	250 mW	
LTE (band 7/8)	2500-2570, 909-915 MHz 2620-2690,954-960MHz	200 mW	
LTE (band 20/28)	832-862,703-748 MHz 791-821, 758-803 MHz	200 mW	
LTE (band 1/3)	1940-1965, 1735-1765 MHz 2130-2155, 1830-1860 MHz	200 mW	
Wi-Fi	2400-2483.5 MHz 5470-5725 MHz, 5725-5850 MHz	100 mW	B-header Left hand side B-header Right hand side, Wireless Connectivity



GNSS	1563-1587 MHz, 1593-1610 MHz	n/a (receive only)	Between windshield and rear view mirror
Charge port antenna	RKE 433.9 MHz	n/a (receive only)	Charge port



MEXICO ONLY - Mexico

IFT-008-SCFI-2015 / NOM-208-SCFI-2016

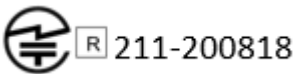
La operación de este equipo está sujeta a las siguientes dos condiciones:

1. Es posible que este equipo o dispositivo no cause interferencia perjudicial.
2. Este equipo debe aceptar cualquier interferencia, incluyendo la que pueda causar su operación no deseada.

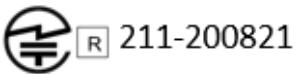
JAPAN ONLY - Japan

The operating range for all equipment listed above (including 1614291, 1614283, 1613851 and 1614280) are -40°C to 85°C.

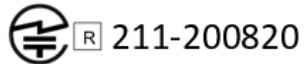
Key fob:



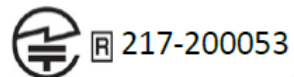
Security Controller:



Fascia Endpoint:




TPMS:






KOREA ONLY – Korea


Key fob:

 R-C-Tsa-1614283


B Pillar Endpoint:

 R-C-Tsa-1614291

Security Controller:

 R-C-Tsa-1614280

Fascia Endpoint:

 R-C-Tsa-1613851

Singapore ONLY – Singapore

**Complies with
IMDA Standards
DB107406**

Note: The IMDA label size need to be 17mm by 9mm



Vehicle Interior Air Quality

The Ministry of Land, Infrastructure, and Transport (MOLIT) ensures that new vehicles conform to recommended Vehicle Interior Air Quality (VIAQ) standards. Tesla performs tests on the interior air quality of your vehicle to ensure that the quality conforms to VIAQ standards. When you purchase your new vehicle, Tesla recommends that you ventilate the cabin before you drive. For details on ventilating the cabin, refer to the Owner's Manual.

CHINA ONLY - China

CMIIT IDs:

HomeLink: 2016DJ6564

Key Fob: XXXXXXXXXXX

UAE ONLY - UAE

Key Fob:

TRA REGISTERER No: ERXXXXXXXX

DEALER No: ER62616/18

TAIWAN ONLY - Device Approval - Taiwan

Key Fob:

TPMS:



「取得審驗證明之低功率射頻器材，非經核准，公司、商號或使用者均不得擅自變更頻率、加大功率或變更原設計之特性及功能。低功率射頻器材之使用不得影響飛航安全及干擾合法通信；經發現有干擾現象時，應立即停用，並改善至無干擾時方得繼續使用。前述合法通信，指依電信管理法規定作業之無線電通信。低功率射頻器材須忍受合法通信或工業、科學及醫療用電波輻射性電機設備之干擾。」



廢電池請回收



□ 品名稱：無線手機充電器 Wireless Phone Charger

□ 品型號：WC4

最大輸出：DC 5 V 15 W x 2

輸入：DC 13.5 V , 4 A

台灣特斯拉汽車有限公司

臺北市內湖區民權東路 6 段 11 巷 6

號操作溫度：-40 °C~55 °C

設備名稱 Equipment name：無線手機充電器 Wireless Phone Charger (型式) Type designation (Type)：WC2						
單元 Unit	限用物質及其化學符號 Restricted substances and its chemical symbols					
	鉛 Lead (Pb)	汞 Mercury (Hg)	鎘 Cadmium (Cd)	六價鉻 Hexavalent chromium(Cr ⁶⁺)	多溴聯苯 Polybrominated biphenyls(PBB)	多溴二苯醚 Polybrominated diphenyl ethers(PBDE)
主機板	○	○	○	○	○	○
線圈	○	○	○	○	○	○
Type C 傳輸線	○	○	○	○	○	○
塑膠外殼	○	○	○	○	○	○

備考 1. “超出 0.1 wt %” 及 “超出 0.01 wt %” 係指限用物質之百分比含量超出百分比含量基準值。
 Note 1: “Exceeding 0.1 wt %” and “exceeding 0.01 wt %” indicate that the percentage content of the restricted substance exceeds the reference percentage value of presence condition.

備考 2. “○” 係指該項限用物質之百分比含量未超出百分比含量基準值。
 Note 2: “○” indicates that the percentage content of the restricted substance does not exceed the percentage of reference value of presence.

備考 3. “-” 係指該項限用物質為排除項目。
 Note 3: The “-” indicates that the restricted substance corresponds to the exemption.

AUS/NZ ONLY - Device Approval - Australia, New Zealand





ALL REGIONS EXCEPT NORTH AMERICA AND CHINA - EU

The devices described previously have been evaluated against the essential requirements of the 2014/53/EU and 2011/65/EU Directive.

Bulgarian	С настоящето Tesla Inc. декларира, че CarPC and PASSIVE ENTRY SYSTEM отговаря на същест вените изисквания и другите приложими изисквания на Директива 2014/53/EC.
Croatian	Ovime Tesla Inc., izjavljuje da je ovaj KEY FOB and PASSIVE ENTRY SYSTEM je u skladu s osnovnim zahtjevima i drugim relevantnim odredbama Direktive 2014/53/EU.
Czech	Tesla Inc. tímto prohlašuje, že tento CarPC and PASSIVE ENTRY SYSTEM je vshodě se základními požadavky a dalšími příslušnými ustanoveními směrnice 2014/53/EU.
Danish	Undertegnede Tesla Inc. erklærer herved, at følgende udstyr CarPC and PASSIVE ENTRY SYSTEM overholder de væsentlige krav og øvrige relevante krav i direktiv 2014/53/EU..
Dutch	Hierbij verklaart Tesla Inc. dat het toestel CarPC and PASSIVE ENTRY SYSTEM in overeenstemming is met de essentiële eisen en de andere relevante bepalingen van richtlijn 2014/53/EU.
English	Hereby, Tesla Inc., declares that this CarPC and PASSIVE ENTRY SYSTEM is in compliance with the essential requirements and other relevant provisions of Directive 2014/53/EU.
Estonian	Käesolevaga kinnitab Tesla Inc. seadme CarPC and PASSIVE ENTRY SYSTEM vastavust direktiivi 2014/53/EL põhinõuetele ja nimetatud direktiivist tulenevatele teistele asjakohastele sätetele.
German	Hiermit erklärt Tesla Inc., dass sich das Gerät CarPC and PASSIVE ENTRY SYSTEM in Übereinstimmung mit den grundlegenden Anforderungen und den übrigen einschlägigen Bestimmungen der Richtlinie 2014/53/EU befindet.
Greek	ΜΕ ΤΗΝ ΠΑΡΟΥΣΑ Tesla Inc. ΔΗΛΩΝΕΙ ΟΤΙ CarPC and PASSIVE ENTRY SYSTEM ΣΥΜΜΟΡΦΩΝΕΤΑΙ ΠΡΟΣ ΤΙΣ ΟΥΣΙΩΔΕΙΣ ΑΠΑΙΤΗΣΕΙΣ ΚΑΙ ΤΙΣ ΛΟΙΠΕΣ ΣΧΕΤΙΚΕΣ ΔΙΑΤΑΞΕΙΣ ΤΗΣ ΟΔΗΓΙΑΣ 2014/53/EU.
Hungarian	Alulírott, Tesla Inc. nyilatkozom, hogy a CarPC and PASSIVE ENTRY SYSTEM megfelel a vonatkozó alapvető követelményeknek és az 2014/53/EU irányelv egyéb előírásainak.
Finnish	Tesla Inc. vakuuttaa täten että CarPC and PASSIVE ENTRY SYSTEM tyyppinen laite on direktiivin 2014/53/EU oleellisten vaatimusten ja sitä koskevien direktiivin muiden ehtojen mukainen.
French	Par la présente Tesla Inc. déclare que l'appareil CarPC and PASSIVE ENTRY SYSTEM est conforme aux exigences essentielles et aux autres dispositions pertinentes de la directive 2014/53/UE..
Icelandic	Hér með lýsir Tesla Inc. yfir því að CarPC and PASSIVE ENTRY SYSTEM er í samræmi við grunnkröfur og aðrar kröfur, sem gerðar eru í tilskipun 2014/53/ ESB.
Italian	Con la presente Tesla Inc. dichiara che questo CarPC and PASSIVE ENTRY SYSTEM è conforme ai requisiti essenziali ed alle altre disposizioni pertinenti stabilite dalla direttiva 2014/53/UE.
Latvian	Ar šo Tesla Inc. deklarē, ka CarPC and PASSIVE ENTRY SYSTEM atbilst Direktīvas 2014/53/ES būtiskajām prasībām un citiem ar to saistītajiem noteikumiem.
Lithuanian	Šiuo Tesla Inc. deklaruoja, kad šis CarPC and PASSIVE ENTRY SYSTEM atitinka esminius reikalavimus ir kitas 2014/53/ES Direktyvos nuostatas.
Maltese	Hawn hekk, Name of Manufacturer, jiddikjaralidan CarPC and PASSIVE ENTRY SYSTEM jikkonforma mal-htigijiet essenzjali u ma provvedimenti oħrajn relevanti li hemm fid-Dirrettiva 2014/53/UE.
Norwegian	Tesla Inc. erklærer herved at utstyret CarPC and PASSIVE ENTRY SYSTEM er i samsvar med de grunnleggende krav og øvrige relevante krav i direktiv 2014/53/EU.
Polish	Niniejszym Tesla Inc. oświadcza, że CarPC and PASSIVE ENTRY SYSTEM jest zgodny z zasadniczymi wymogami oraz pozostałymi stosownymi postanowieniami Dyrektywy 2014/53/UE.
Portuguese	Tesla Inc. declara que este CarPC and PASSIVE ENTRY SYSTEM está conforme com os requisitos essenciais e outras disposições da Directiva 2014/53/UE.
Slovak	Tesla Inc. týmto vyhlasuje, že CarPC and PASSIVE ENTRY SYSTEM spĺňa základné požiadavky a všetky príslušné ustanovenia Smernice 2014/53/EÚ.
Slovenian	Tesla Inc. izjavlja, da je ta CarPC and PASSIVE ENTRY SYSTEM v skladu z bistvenimi zahtevami in ostalimi relevantnimi določili direktive 2014/53/EU.



Spanish	Pormediode lapresente Tesla Inc. declara que CarPCandPASSIVEENTRYSYSTEMcumple con los requisitos esenciales y cualesquiera otras disposiciones aplicables o exigibles de la Directiva 2014/53/UE.
Sweden	HärmedintygarTeslaInc. att denna CarPCandPASSIVEENTRYSYSTEMstår i överensstämmelse med väsentliga egenskapskrav och övriga relevanta bestämmelser som framgår av direktiv 2014/53/EU.