

Appendix for SAR Test Report

Dosimetric Assessment of the Portable Device Hasselblad H5D-50C

(Contains FCC ID: 2AEFAODINW160)

According to the FCC Requirements SAR Distribution Plots

March 23, 2015

IMST GmbH
Carl-Friedrich-Gauß-Str. 2 - 4
47475 Kamp-Lintfort
Germany

Customer
Victor Hasselblad AB
Box 220
SE-401 23 Göteborg
Sweden

The test results only relate to the items tested.

This report shall not be reproduced except in full without the written approval of the testing laboratory.

1 SAR Distribution Plots for Body Exposure for IEEE 802.11 b

Test Laboratory: IMST GmbH, DASY Blue (I); File Name: [H5D_448_bwhm_b_CH6_back.da4](#)

DUT: HASSELBLAD; Type: H5D 50C; Serial: SQ34000448

Program Name: IEEE 802.11 b

Communication System: WLAN 2450; Frequency: 2437 MHz; Duty Cycle: 1:1

Medium parameters used: $f = 2437$ MHz; $\sigma = 1.98$ mho/m; $\epsilon_r = 52.7$; $\rho = 1000$ kg/m³

Phantom section: Flat Section

DASY4 Configuration:

- Probe: EX3DV4 - SN3536; ConvF(7.34, 7.34, 7.34); Calibrated: 24.07.2014

- Sensor-Surface: 4mm (Mechanical Surface Detection)

- Electronics: DAE4 Sn631; Calibrated: 23.07.2014

- Phantom: SAM Glycol 1176; Type: Speag; Serial: 1176

- Measurement SW: DASY4, V4.7 Build 80; Postprocessing SW: SEMCAD, V1.8 Build 186

Body Worn/Area Scan (14x16x1): Measurement grid: dx=12mm, dy=12mm

Maximum value of SAR (measured) = 0.004 mW/g

Body Worn/Zoom Scan (7x7x7)/Cube 0: Measurement grid: dx=5mm, dy=5mm, dz=5mm

Reference Value = 0.707 V/m; Power Drift = -0.026 dB

Peak SAR (extrapolated) = 0.021 W/kg

SAR(1 g) = 0.00524 mW/g; SAR(10 g) = 0.00189 mW/g

Maximum value of SAR (measured) = 0.006 mW/g

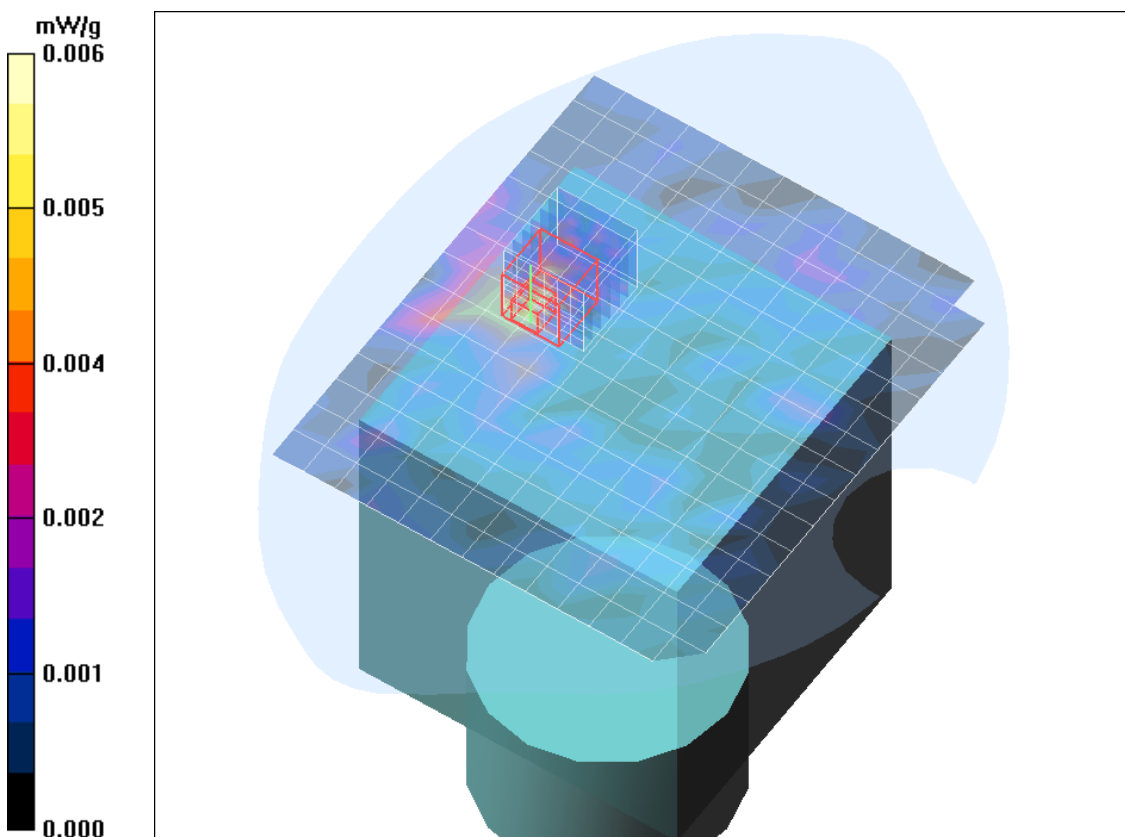


Fig. 1: SAR distribution for IEEE 802.11 b, channel 6, back side, 0 mm distance.

Test Laboratory: IMST GmbH, DASY Blue (I); File Name: [H5D_448_bwhm_b_CH6_left.da4](#)

DUT: HASSELBLAD; Type: H5D 50C; Serial: SQ34000448

Program Name: IEEE 802.11 b

Communication System: WLAN 2450; Frequency: 2437 MHz; Duty Cycle: 1:1

Medium parameters used: $f = 2437$ MHz; $\sigma = 1.98$ mho/m; $\epsilon_r = 52.7$; $\rho = 1000$ kg/m³

Phantom section: Flat Section

DASY4 Configuration:

- Probe: EX3DV4 - SN3536; ConvF(7.34, 7.34, 7.34); Calibrated: 24.07.2014

- Sensor-Surface: 4mm (Mechanical Surface Detection)

- Electronics: DAE4 Sn631; Calibrated: 23.07.2014

- Phantom: SAM Glycol 1176; Type: Speag; Serial: 1176

- Measurement SW: DASY4, V4.7 Build 80; Postprocessing SW: SEMCAD, V1.8 Build 186

Body Worn/Area Scan (14x16x1): Measurement grid: dx=12mm, dy=12mm

Maximum value of SAR (measured) = 0.004 mW/g

Body Worn/Zoom Scan (7x7x7)/Cube 0: Measurement grid: dx=5mm, dy=5mm, dz=5mm

Reference Value = 0.726 V/m; Power Drift = 0.099 dB

Peak SAR (extrapolated) = 0.010 W/kg

SAR(1 g) = 0.00359 mW/g; SAR(10 g) = 0.00235 mW/g

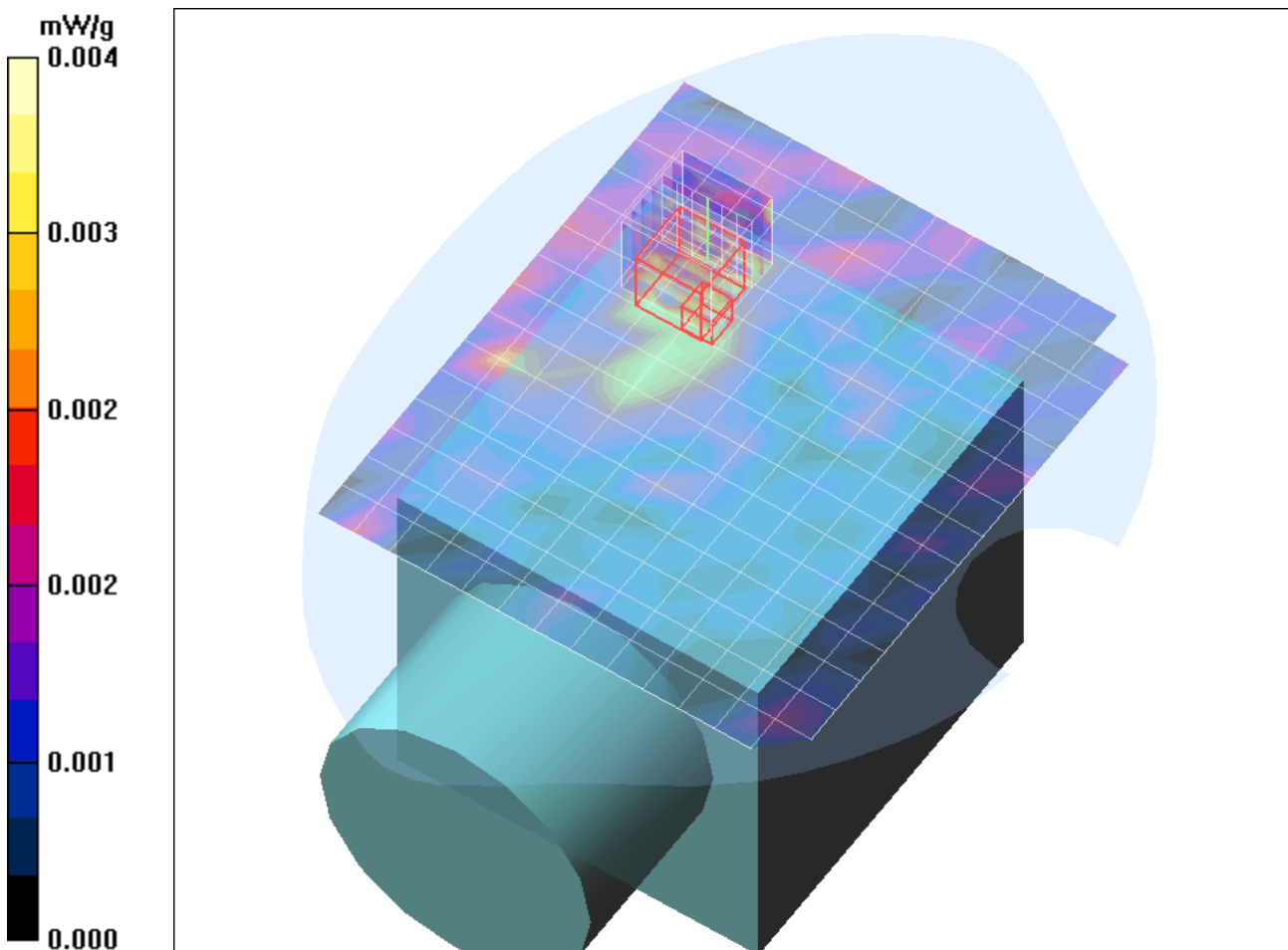


Fig. 2: SAR distribution for IEEE 802.11 b, channel 6, left side, 0 mm distance.

Test Laboratory: IMST GmbH, DASY Blue (I); File Name: [H5D_448_bwhm_b_CH6_right.da4](#)

DUT: HASSELBLAD; Type: H5D 50C; Serial: SQ34000448

Program Name: IEEE 802.11 b

Communication System: WLAN 2450; Frequency: 2437 MHz; Duty Cycle: 1:1

Medium parameters used: $f = 2437$ MHz; $\sigma = 1.98$ mho/m; $\epsilon_r = 52.7$; $\rho = 1000$ kg/m³

Phantom section: Flat Section

DASY4 Configuration:

- Probe: EX3DV4 - SN3536; ConvF(7.34, 7.34, 7.34); Calibrated: 24.07.2014

- Sensor-Surface: 4mm (Mechanical Surface Detection)

- Electronics: DAE4 Sn631; Calibrated: 23.07.2014

- Phantom: SAM Glycol 1176; Type: Speag; Serial: 1176

- Measurement SW: DASY4, V4.7 Build 80; Postprocessing SW: SEMCAD, V1.8 Build 186

Body Worn/Area Scan (14x16x1): Measurement grid: dx=12mm, dy=12mm

Maximum value of SAR (measured) = 0.002 mW/g

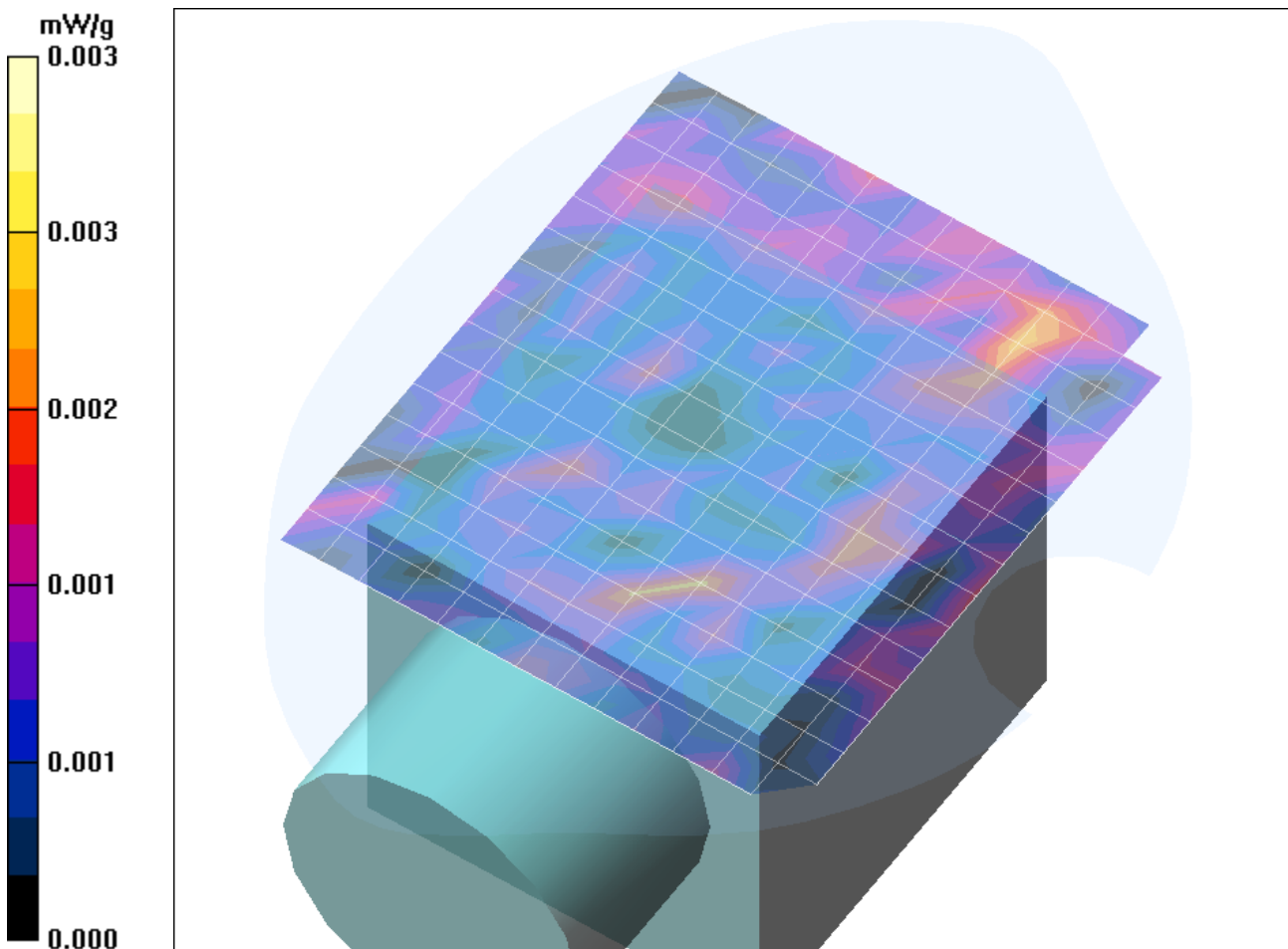


Fig. 3: SAR distribution for IEEE 802.11 b, channel 6, right side, 0 mm distance.

Test Laboratory: IMST GmbH, DASY Blue (I); File Name: [H5D_448_bwhm_b_CH6_bottom.da4](#)

DUT: HASSELBLAD; Type: H5D 50C; Serial: SQ34000448

Program Name: IEEE 802.11 b

Communication System: WLAN 2450; Frequency: 2437 MHz; Duty Cycle: 1:1

Medium parameters used: $f = 2437$ MHz; $\sigma = 1.98$ mho/m; $\epsilon_r = 52.7$; $\rho = 1000$ kg/m³

Phantom section: Flat Section

DASY4 Configuration:

- Probe: EX3DV4 - SN3536; ConvF(7.34, 7.34, 7.34); Calibrated: 24.07.2014

- Sensor-Surface: 4mm (Mechanical Surface Detection)

- Electronics: DAE4 Sn631; Calibrated: 23.07.2014

- Phantom: SAM Glycol 1176; Type: Speag; Serial: 1176

- Measurement SW: DASY4, V4.7 Build 80; Postprocessing SW: SEMCAD, V1.8 Build 186

Body Worn/Area Scan (14x16x1): Measurement grid: dx=12mm, dy=12mm

Maximum value of SAR (measured) = 0.003 mW/g

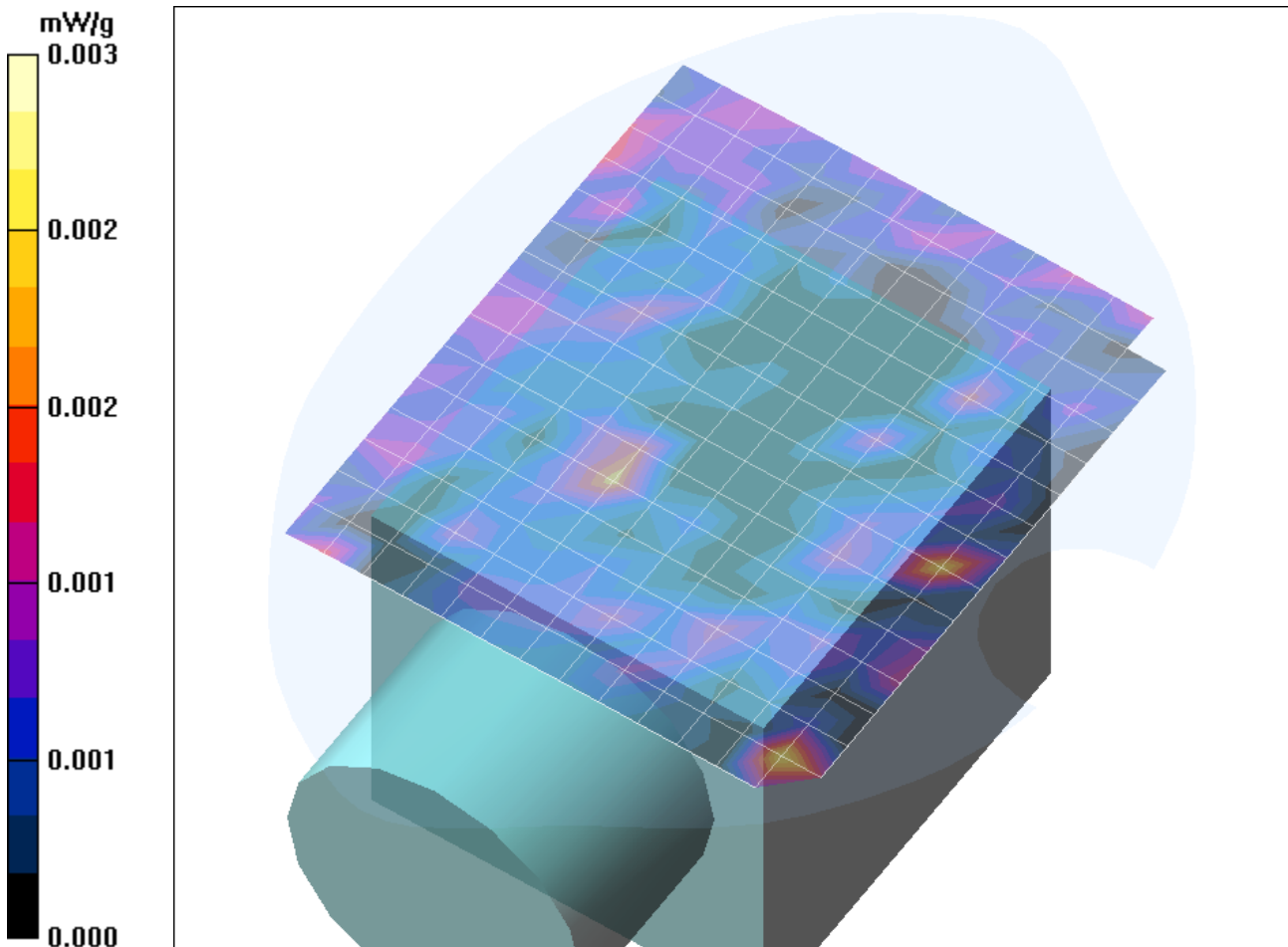


Fig. 4: SAR distribution for IEEE 802.11 b, channel 6, bottom side, 0 mm distance.

Test Laboratory: IMST GmbH, DASY Blue (I); **File Name:** [H5D_448_bwhm_b_CH6_top.da4](#)

DUT: HASSELBLAD; **Type:** H5D 50C; **Serial:** SQ34000448

Program Name: IEEE 802.11 b

Communication System: WLAN 2450; Frequency: 2437 MHz; Duty Cycle: 1:1

Medium parameters used: $f = 2437$ MHz; $\sigma = 1.98$ mho/m; $\epsilon_r = 52.7$; $\rho = 1000$ kg/m³

Phantom section: Flat Section

DASY4 Configuration:

- Probe: EX3DV4 - SN3536; ConvF(7.34, 7.34, 7.34); Calibrated: 24.07.2014
- Sensor-Surface: 4mm (Mechanical Surface Detection)
- Electronics: DAE4 Sn631; Calibrated: 23.07.2014
- Phantom: SAM Glycol 1176; Type: Speag; Serial: 1176
- Measurement SW: DASY4, V4.7 Build 80; Postprocessing SW: SEMCAD, V1.8 Build 186

Body Worn/Area Scan (14x16x1): Measurement grid: dx=12mm, dy=12mm

Maximum value of SAR (measured) = 0.006 mW/g

Body Worn/Zoom Scan (7x7x7)/Cube 0: Measurement grid: dx=5mm, dy=5mm, dz=5mm

Reference Value = 0.422 V/m; Power Drift = -0.125 dB

Peak SAR (extrapolated) = 0.012 W/kg

SAR(1 g) = 0.00506 mW/g; SAR(10 g) = 0.00312 mW/g

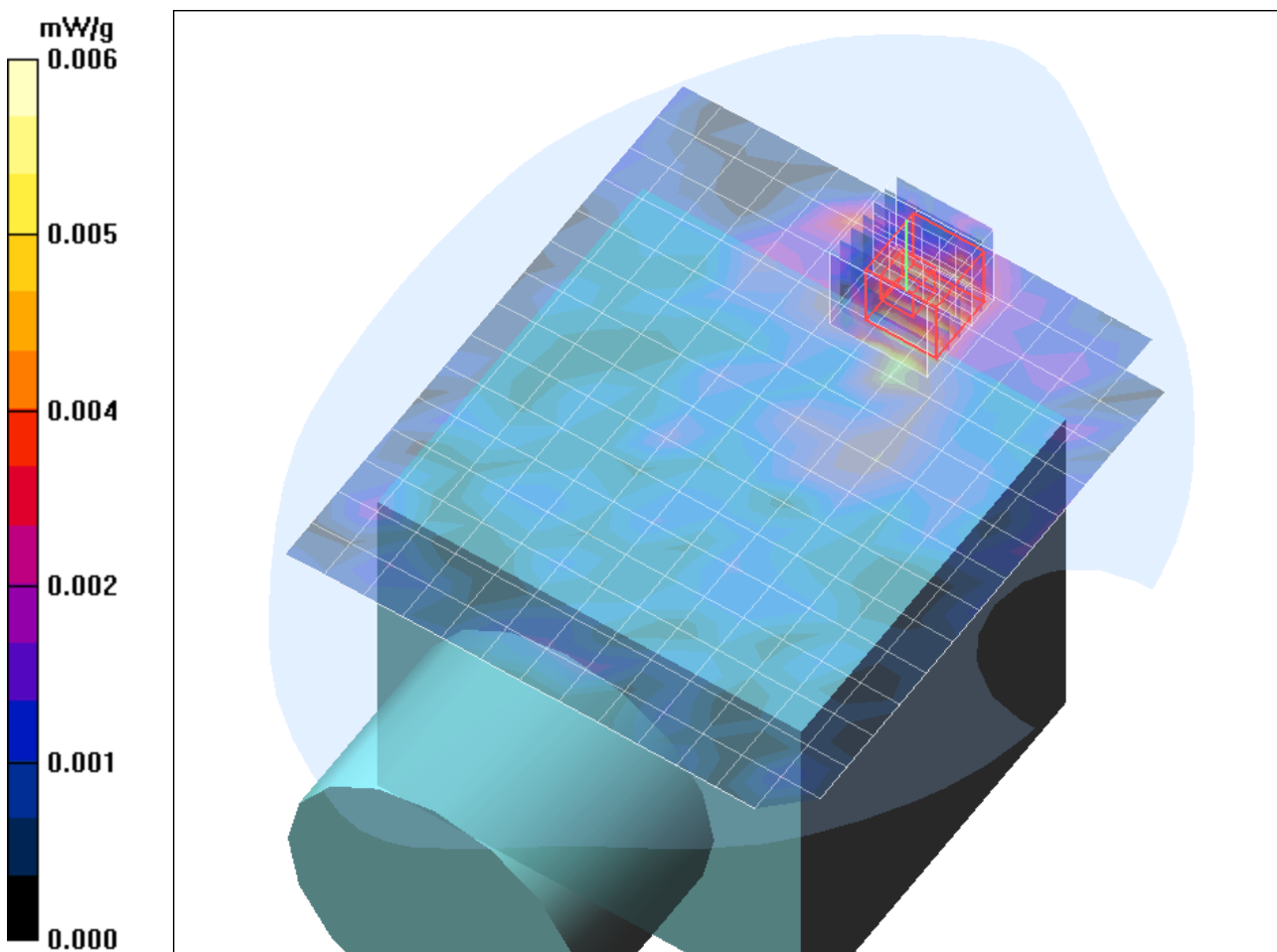


Fig. 5: SAR distribution for IEEE 802.11 b, channel 6, top side, 0 mm distance.

Test Laboratory: IMST GmbH, DASY Blue (I); File Name:

[H5D_448_bwhm_b_CH6_top_wo_vf_5mm.da4](#)

DUT: HASSELBLAD; Type: H5D 50C; Serial: SQ34000448

Program Name: IEEE 802.11 b

Communication System: WLAN 2450; Frequency: 2437 MHz; Duty Cycle: 1:1

Medium parameters used: $f = 2437$ MHz; $\sigma = 1.98$ mho/m; $\epsilon_r = 52.7$; $\rho = 1000$ kg/m³

Phantom section: Flat Section

DASY4 Configuration:

- Probe: EX3DV4 - SN3536; ConvF(7.34, 7.34, 7.34); Calibrated: 24.07.2014
- Sensor-Surface: 4mm (Mechanical Surface Detection)
- Electronics: DAE4 Sn631; Calibrated: 23.07.2014
- Phantom: SAM Glycol 1176; Type: Speag; Serial: 1176
- Measurement SW: DASY4, V4.7 Build 80; Postprocessing SW: SEMCAD, V1.8 Build 186

Body Worn/Area Scan (13x13x1): Measurement grid: dx=12mm, dy=12mm

Maximum value of SAR (measured) = 0.168 mW/g

Body Worn/Zoom Scan (7x7x7)/Cube 0: Measurement grid: dx=5mm, dy=5mm, dz=5mm

Reference Value = 0.510 V/m; Power Drift = -0.077 dB

Peak SAR (extrapolated) = 0.412 W/kg

SAR(1 g) = 0.136 mW/g; SAR(10 g) = 0.047 mW/g

Maximum value of SAR (measured) = 0.177 mW/g

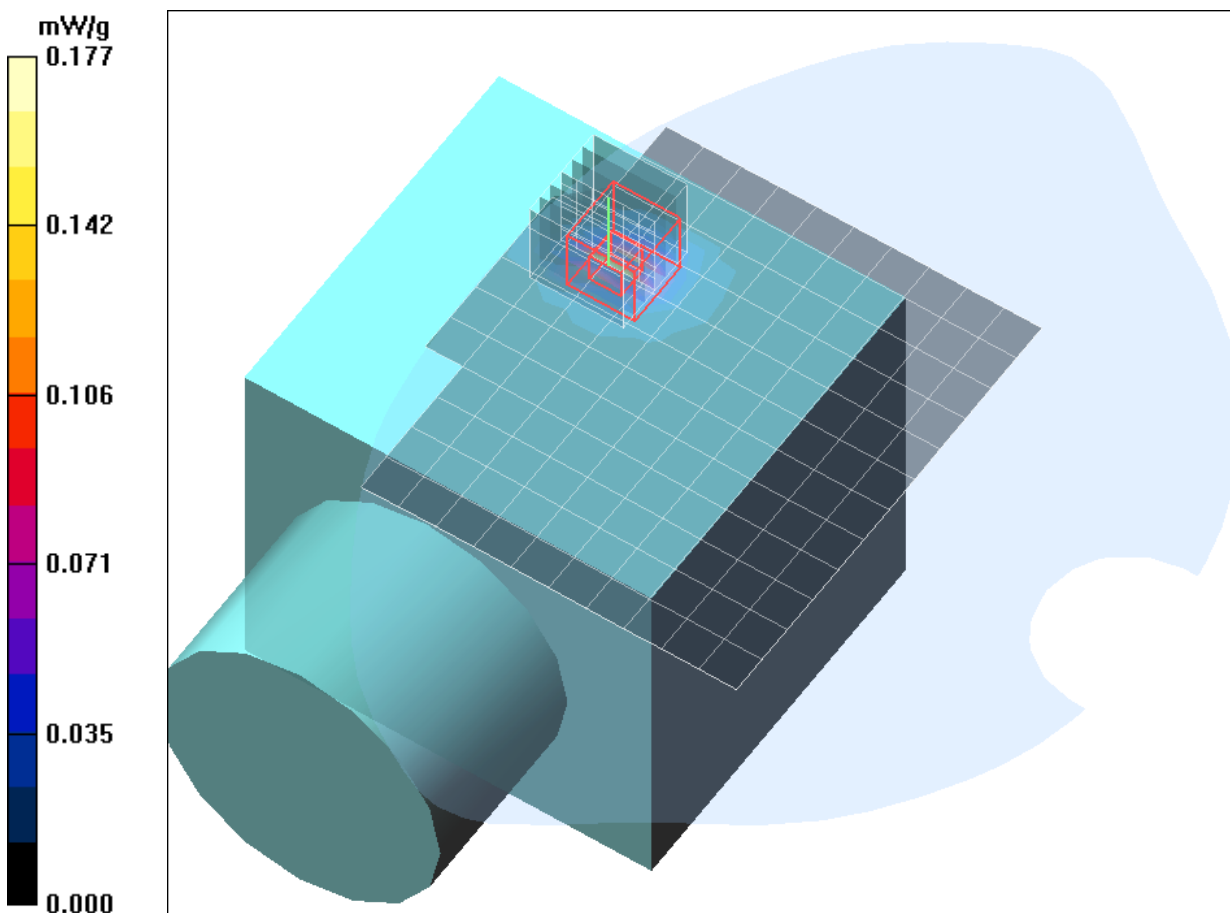


Fig. 6: SAR distribution for IEEE 802.11 b, channel 6, top side, detached view finder, 5 mm distance.

2 SAR Distribution Plots for Body Exposure for IEEE 802.11 g

Test Laboratory: IMST GmbH, DASY Blue (I); File Name: [H5D_448_bwhm_g_CH6_back.da4](#)

DUT: HASSELBLAD; Type: H5D 50C; Serial: SQ34000448

Program Name: IEEE 802.11 g

Communication System: WLAN 2450; Frequency: 2437 MHz; Duty Cycle: 1:1

Medium parameters used: $f = 2437$ MHz; $\sigma = 1.98$ mho/m; $\epsilon_r = 52.7$; $\rho = 1000$ kg/m³

Phantom section: Flat Section

DASY4 Configuration:

- Probe: EX3DV4 - SN3536; ConvF(7.34, 7.34, 7.34); Calibrated: 24.07.2014
- Sensor-Surface: 4mm (Mechanical Surface Detection)
- Electronics: DAE4 Sn631; Calibrated: 23.07.2014
- Phantom: SAM Glycol 1176; Type: Speag; Serial: 1176
- Measurement SW: DASY4, V4.7 Build 80; Postprocessing SW: SEMCAD, V1.8 Build 186

Body Worn/Area Scan (14x16x1): Measurement grid: dx=12mm, dy=12mm

Maximum value of SAR (measured) = 0.013 mW/g

Body Worn/Zoom Scan (7x7x7)/Cube 0: Measurement grid: dx=5mm, dy=5mm, dz=5mm

Reference Value = 0.604 V/m; Power Drift = -0.100 dB

Peak SAR (extrapolated) = 0.024 W/kg

SAR(1 g) = 0.012 mW/g; SAR(10 g) = 0.00653 mW/g

Maximum value of SAR (measured) = 0.014 mW/g

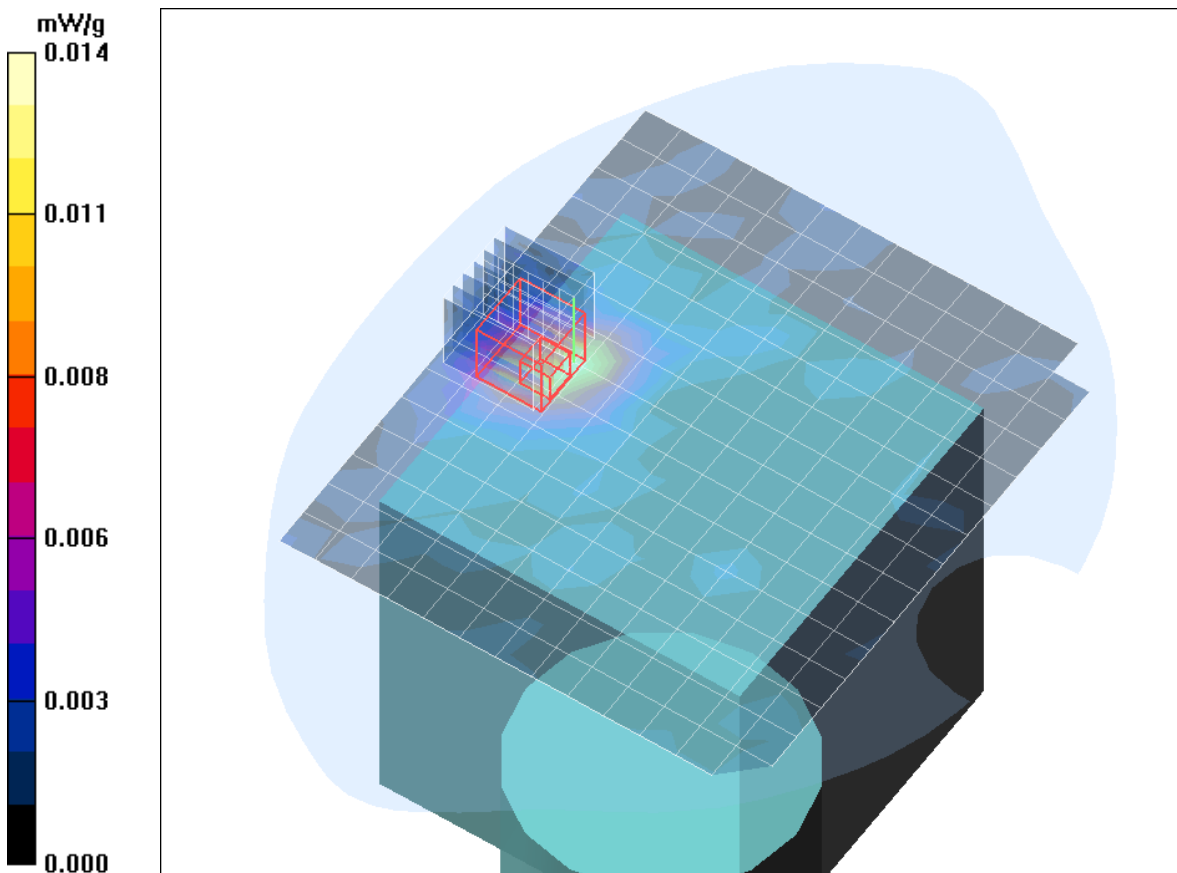


Fig. 7: SAR distribution for IEEE 802.11 g, channel 6, back side, 0 mm distance.

Test Laboratory: IMST GmbH, DASY Blue (I); File Name: [H5D_448_bwhm_g_CH6_left.da4](#)

DUT: HASSELBLAD; Type: H5D 50C; Serial: SQ34000448

Program Name: IEEE 802.11 g

Communication System: WLAN 2450; Frequency: 2437 MHz; Duty Cycle: 1:1

Medium parameters used: $f = 2437$ MHz; $\sigma = 1.98$ mho/m; $\epsilon_r = 52.7$; $\rho = 1000$ kg/m³

Phantom section: Flat Section

DASY4 Configuration:

- Probe: EX3DV4 - SN3536; ConvF(7.34, 7.34, 7.34); Calibrated: 24.07.2014
- Sensor-Surface: 4mm (Mechanical Surface Detection)
- Electronics: DAE4 Sn631; Calibrated: 23.07.2014
- Phantom: SAM Glycol 1176; Type: Speag; Serial: 1176
- Measurement SW: DASY4, V4.7 Build 80; Postprocessing SW: SEMCAD, V1.8 Build 186

Body Worn/Area Scan (14x16x1): Measurement grid: dx=12mm, dy=12mm

Maximum value of SAR (measured) = 0.006 mW/g

Body Worn/Zoom Scan (7x7x7)/Cube 0: Measurement grid: dx=5mm, dy=5mm, dz=5mm

Reference Value = 0.414 V/m; Power Drift = 0.111 dB

Peak SAR (extrapolated) = 0.011 W/kg

SAR(1 g) = 0.0057 mW/g; SAR(10 g) = 0.00325 mW/g

Maximum value of SAR (measured) = 0.007 mW/g

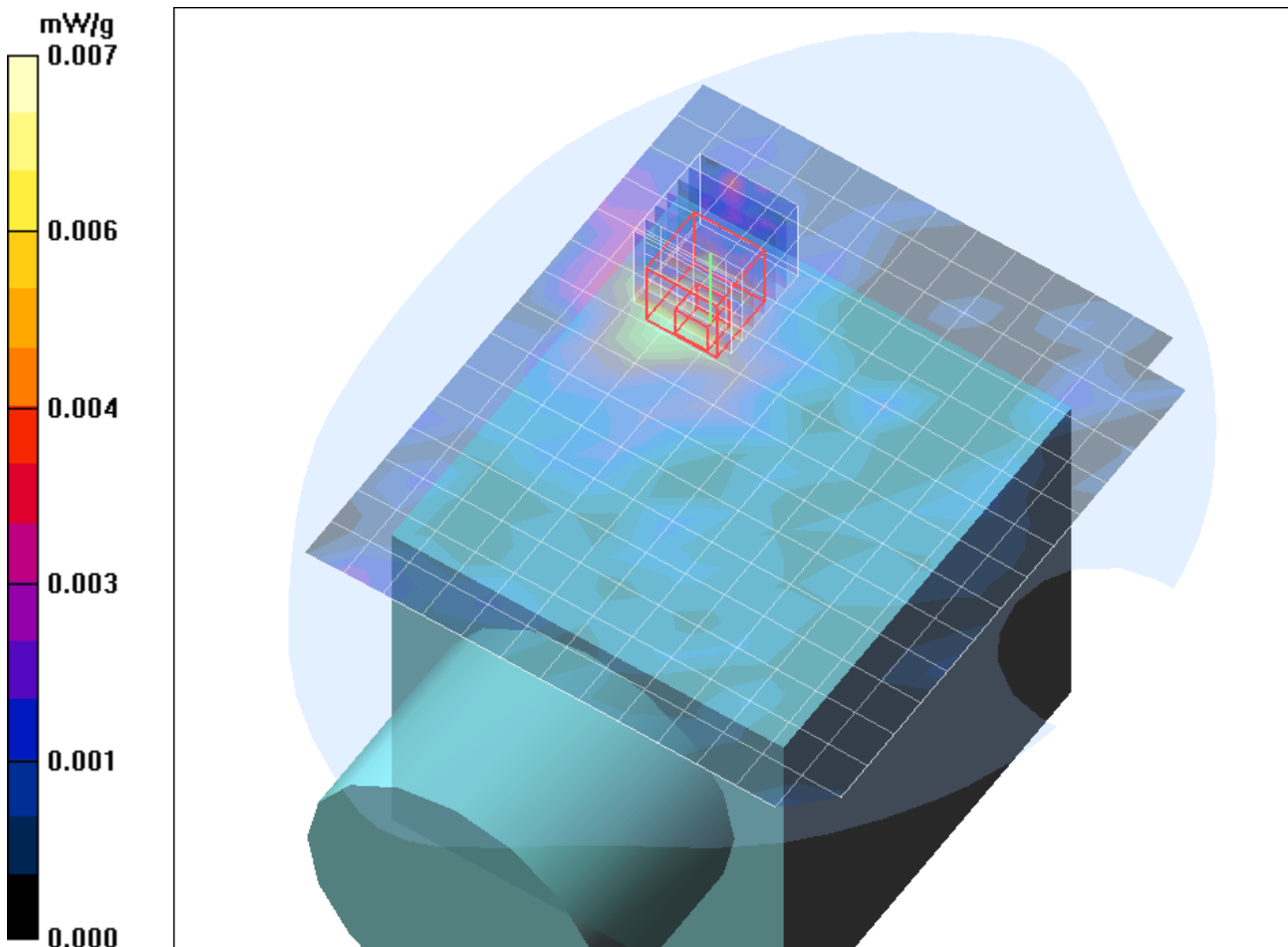


Fig. 8: SAR distribution for IEEE 802.11 g, channel 6, left side, 0 mm distance.

Test Laboratory: IMST GmbH, DASY Blue (I); File Name: [H5D_448_bwhm_g_CH6_right.da4](#)

DUT: HASSELBLAD; Type: H5D 50C; Serial: SQ34000448

Program Name: IEEE 802.11 g

Communication System: WLAN 2450; Frequency: 2437 MHz; Duty Cycle: 1:1

Medium parameters used: $f = 2437$ MHz; $\sigma = 1.98$ mho/m; $\epsilon_r = 52.7$; $\rho = 1000$ kg/m³

Phantom section: Flat Section

DASY4 Configuration:

- Probe: EX3DV4 - SN3536; ConvF(7.34, 7.34, 7.34); Calibrated: 24.07.2014

- Sensor-Surface: 4mm (Mechanical Surface Detection)

- Electronics: DAE4 Sn631; Calibrated: 23.07.2014

- Phantom: SAM Glycol 1176; Type: Speag; Serial: 1176

- Measurement SW: DASY4, V4.7 Build 80; Postprocessing SW: SEMCAD, V1.8 Build 186

Body Worn/Area Scan (14x16x1): Measurement grid: dx=12mm, dy=12mm

Maximum value of SAR (measured) = 0.002 mW/g




Fig. 9: SAR distribution for IEEE 802.11 g, channel 6, right side, 0 mm distance.

Test Laboratory: IMST GmbH, DASY Blue (I); File Name: [H5D_448_bwhm_g_CH6_bottom.da4](#)

DUT: HASSELBLAD; Type: H5D 50C; Serial: SQ34000448

Program Name: IEEE 802.11 g

Communication System: WLAN 2450; Frequency: 2437 MHz; Duty Cycle: 1:1

Medium parameters used: $f = 2437$ MHz; $\sigma = 1.98$ mho/m; $\epsilon_r = 52.7$; $\rho = 1000$ kg/m³

Phantom section: Flat Section

DASY4 Configuration:

- Probe: EX3DV4 - SN3536; ConvF(7.34, 7.34, 7.34); Calibrated: 24.07.2014

- Sensor-Surface: 4mm (Mechanical Surface Detection)

- Electronics: DAE4 Sn631; Calibrated: 23.07.2014

- Phantom: SAM Glycol 1176; Type: Speag; Serial: 1176

- Measurement SW: DASY4, V4.7 Build 80; Postprocessing SW: SEMCAD, V1.8 Build 186

Body Worn/Area Scan (14x15x1): Measurement grid: dx=12mm, dy=12mm

Maximum value of SAR (measured) = 0.003 mW/g




Fig. 10: SAR distribution for IEEE 802.11 g, channel 6, bottom side, 0 mm distance.

Test Laboratory: IMST GmbH, DASY Blue (I); File Name: [H5D_448_bwhm_g_CH6_top.da4](#)

DUT: HASSELBLAD; Type: H5D 50C; Serial: SQ34000448

Program Name: IEEE 802.11 g

Communication System: WLAN 2450; Frequency: 2437 MHz; Duty Cycle: 1:1

Medium parameters used: $f = 2437$ MHz; $\sigma = 1.98$ mho/m; $\epsilon_r = 52.7$; $\rho = 1000$ kg/m³

Phantom section: Flat Section

DASY4 Configuration:

- Probe: EX3DV4 - SN3536; ConvF(7.34, 7.34, 7.34); Calibrated: 24.07.2014

- Sensor-Surface: 4mm (Mechanical Surface Detection)

- Electronics: DAE4 Sn631; Calibrated: 23.07.2014

- Phantom: SAM Glycol 1176; Type: Speag; Serial: 1176

- Measurement SW: DASY4, V4.7 Build 80; Postprocessing SW: SEMCAD, V1.8 Build 186

Body Worn/Area Scan (14x16x1): Measurement grid: dx=12mm, dy=12mm

Maximum value of SAR (measured) = 0.009 mW/g

Body Worn/Zoom Scan (7x7x7)/Cube 0: Measurement grid: dx=5mm, dy=5mm, dz=5mm

Reference Value = 1.41 V/m; Power Drift = -0.054 dB

Peak SAR (extrapolated) = 0.016 W/kg

SAR(1 g) = 0.00762 mW/g; SAR(10 g) = 0.00382 mW/g

Maximum value of SAR (measured) = 0.008 mW/g

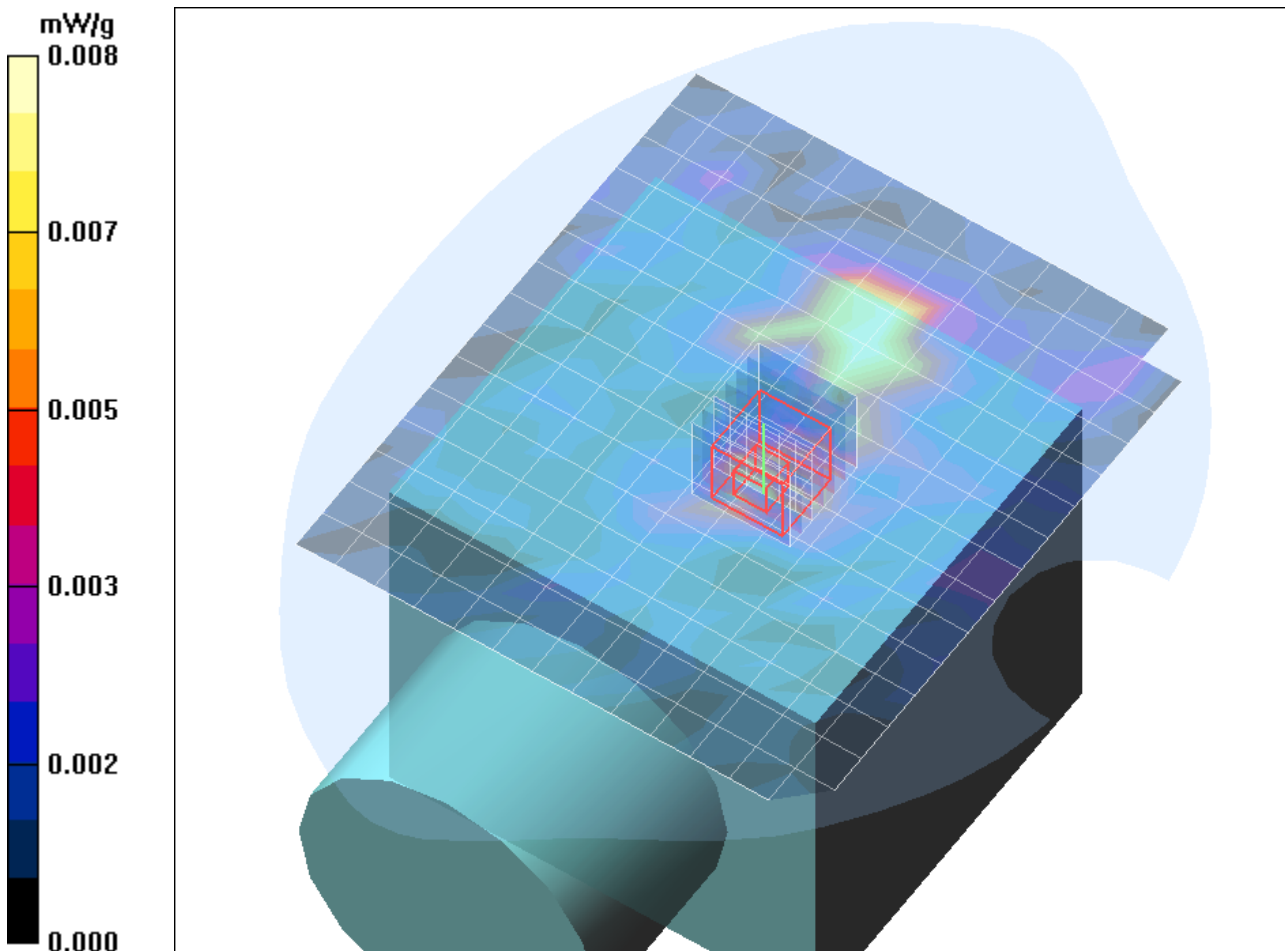


Fig. 11: SAR distribution for IEEE 802.11 g, channel 6, top side, 0 mm distance.

Test Laboratory: IMST GmbH, DASY Blue (I); File Name:

[H5D_448_bwhm_g_CH6_top_wo_vf_5mm.da4](#)

DUT: HASSELBLAD; Type: H5D 50C; Serial: SQ34000448

Program Name: IEEE 802.11 g

Communication System: WLAN 2450; Frequency: 2437 MHz; Duty Cycle: 1:1

Medium parameters used: $f = 2437$ MHz; $\sigma = 1.98$ mho/m; $\epsilon_r = 52.7$; $\rho = 1000$ kg/m³

Phantom section: Flat Section

DASY4 Configuration:

- Probe: EX3DV4 - SN3536; ConvF(7.34, 7.34, 7.34); Calibrated: 24.07.2014
- Sensor-Surface: 4mm (Mechanical Surface Detection)
- Electronics: DAE4 Sn631; Calibrated: 23.07.2014
- Phantom: SAM Glycol 1176; Type: Speag; Serial: 1176
- Measurement SW: DASY4, V4.7 Build 80; Postprocessing SW: SEMCAD, V1.8 Build 186

Body Worn/Area Scan (13x13x1): Measurement grid: dx=12mm, dy=12mm

Maximum value of SAR (measured) = 0.240 mW/g

Body Worn/Zoom Scan (7x7x7)/Cube 0: Measurement grid: dx=5mm, dy=5mm, dz=5mm

Reference Value = 0.796 V/m; Power Drift = 0.011 dB

Peak SAR (extrapolated) = 0.689 W/kg

SAR(1 g) = 0.221 mW/g; SAR(10 g) = 0.076 mW/g

Maximum value of SAR (measured) = 0.283 mW/g

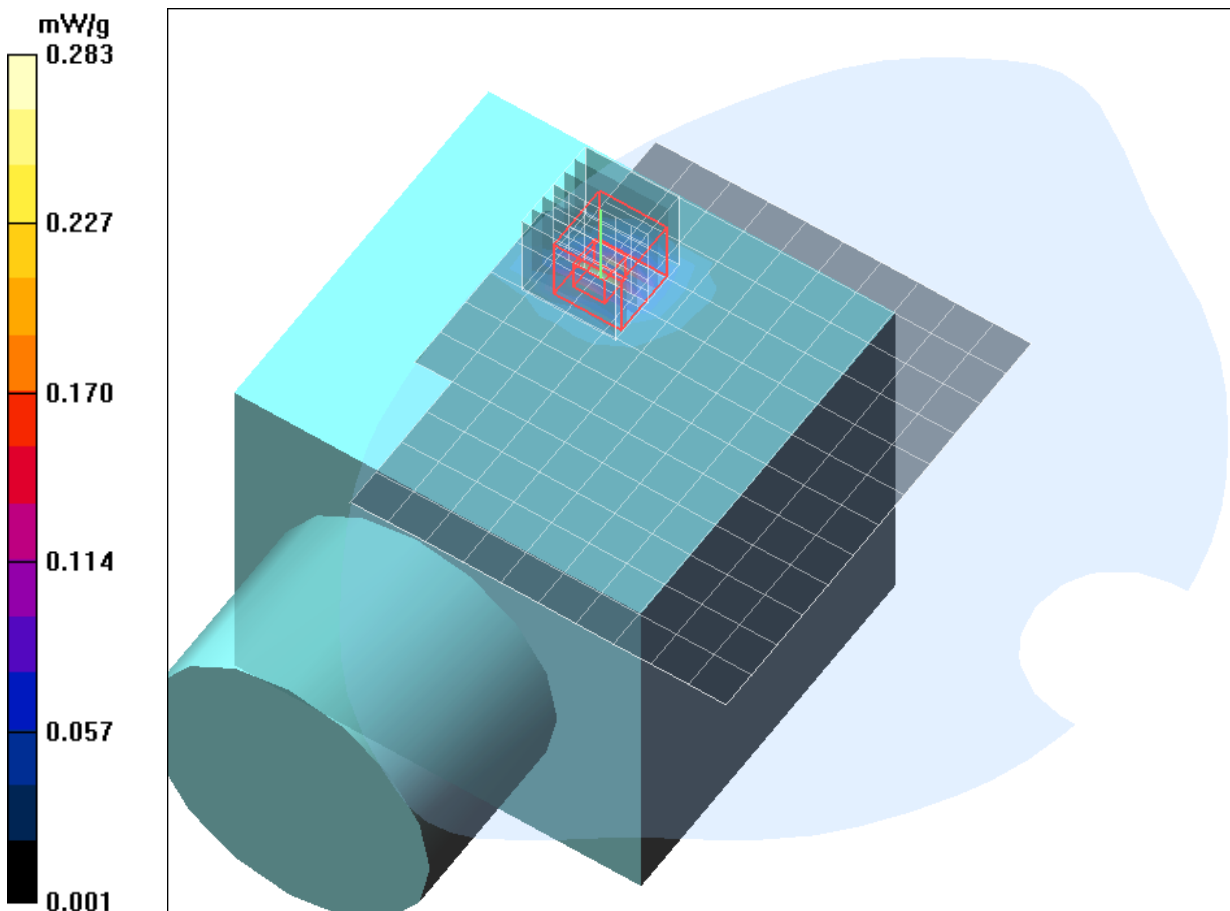


Fig. 12: SAR distribution for IEEE 802.11 g, channel 6, top side, detached view finder, 5 mm distance.

Test Laboratory: IMST GmbH, DASY Blue (I); **File Name:** [H5D 448 bwhl g CH1 top wo vf 5mm.da4](#)

DUT: HASSELBLAD; **Type:** H5D 50C; **Serial:** SQ34000448

Program Name: IEEE 802.11 g

Communication System: WLAN 2450; Frequency: 2412 MHz; Duty Cycle: 1:1

Medium parameters used: $f = 2412 \text{ MHz}$; $\sigma = 1.94 \text{ mho/m}$; $\epsilon_r = 52.8$; $\rho = 1000 \text{ kg/m}^3$

Phantom section: Flat Section

DASY4 Configuration:

- Probe: EX3DV4 - SN3536; ConvF(7.34, 7.34, 7.34); Calibrated: 24.07.2014
- Sensor-Surface: 4mm (Mechanical Surface Detection)
- Electronics: DAE4 Sn631; Calibrated: 23.07.2014
- Phantom: SAM Glycol 1176; Type: Speag; Serial: 1176
- Measurement SW: DASY4, V4.7 Build 80; Postprocessing SW: SEMCAD, V1.8 Build 186

Body Worn/Area Scan (10x13x1): Measurement grid: $dx=12\text{mm}$, $dy=12\text{mm}$

Maximum value of SAR (measured) = 0.070 mW/g

Body Worn/Zoom Scan (7x7x7)/Cube 0: Measurement grid: $dx=5\text{mm}$, $dy=5\text{mm}$, $dz=5\text{mm}$

Reference Value = 0.590 V/m; Power Drift = 0.130 dB

Peak SAR (extrapolated) = 0.305 W/kg

SAR(1 g) = 0.095 mW/g; SAR(10 g) = 0.033 mW/g

Maximum value of SAR (measured) = 0.111 mW/g

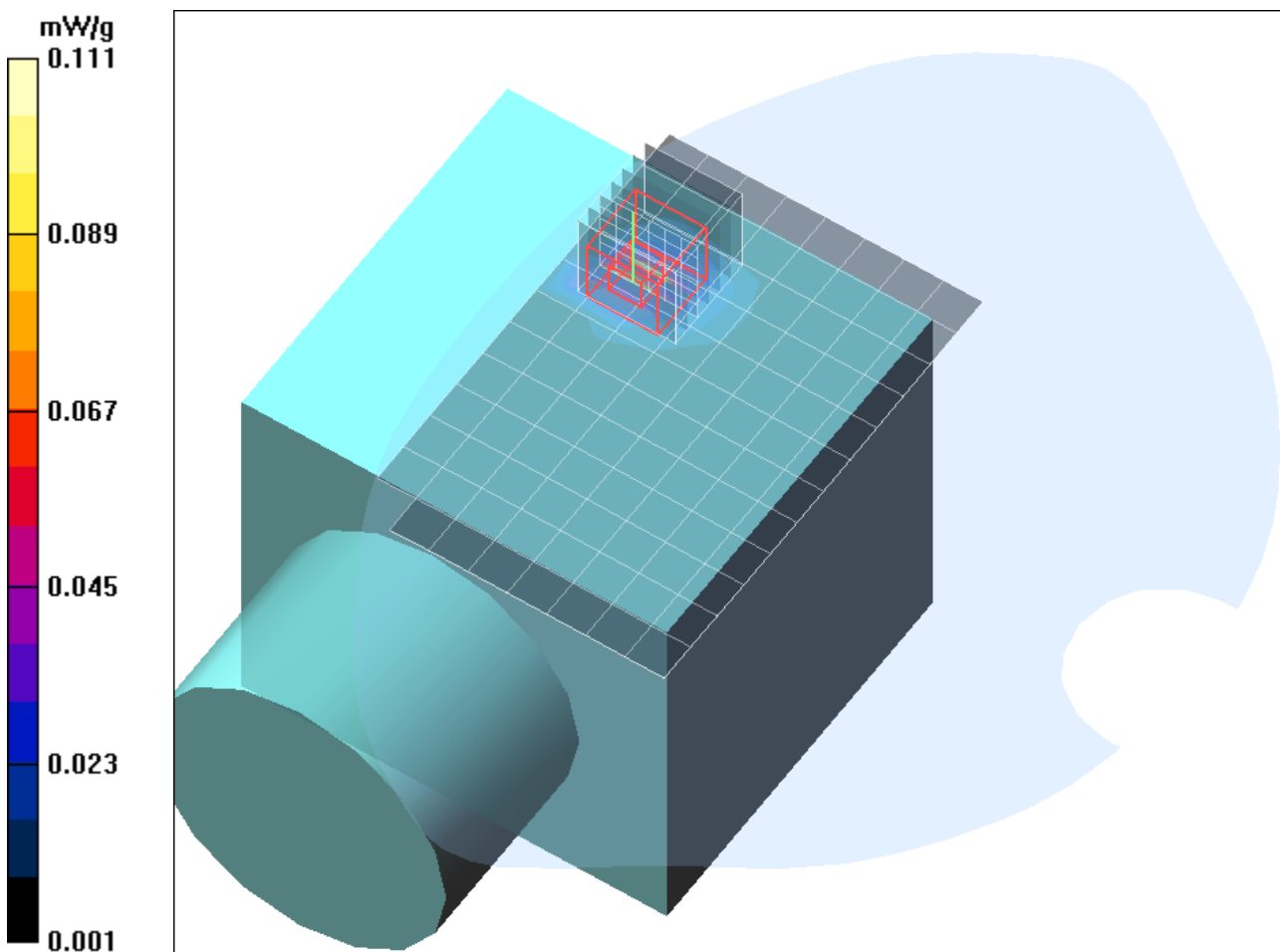


Fig. 13: SAR distribution for IEEE 802.11 g, channel 1, top side, detached view finder, 5 mm distance.

Test Laboratory: IMST GmbH, DASY Blue (I); File Name:

[H5D_448_bwhh_g_CH11_top_wo_vf_5mm.da4](#)

DUT: HASSELBLAD; Type: H5D 50C; Serial: SQ34000448

Program Name: IEEE 802.11 g

Communication System: WLAN 2450; Frequency: 2462 MHz; Duty Cycle: 1:1

Medium parameters used: $f = 2462$ MHz; $\sigma = 2.01$ mho/m; $\epsilon_r = 52.8$; $\rho = 1000$ kg/m³

Phantom section: Flat Section

DASY4 Configuration:

- Probe: EX3DV4 - SN3536; ConvF(7.34, 7.34, 7.34); Calibrated: 24.07.2014
- Sensor-Surface: 4mm (Mechanical Surface Detection)
- Electronics: DAE4 Sn631; Calibrated: 23.07.2014
- Phantom: SAM Glycol 1176; Type: Speag; Serial: 1176
- Measurement SW: DASY4, V4.7 Build 80; Postprocessing SW: SEMCAD, V1.8 Build 186

Body Worn/Area Scan (10x13x1): Measurement grid: dx=12mm, dy=12mm

Maximum value of SAR (measured) = 0.123 mW/g

Body Worn/Zoom Scan (7x7x7)/Cube 0: Measurement grid: dx=5mm, dy=5mm, dz=5mm

Reference Value = 0.729 V/m; Power Drift = -0.145 dB

Peak SAR (extrapolated) = 0.559 W/kg

SAR(1 g) = 0.177 mW/g; SAR(10 g) = 0.060 mW/g

Maximum value of SAR (measured) = 0.216 mW/g

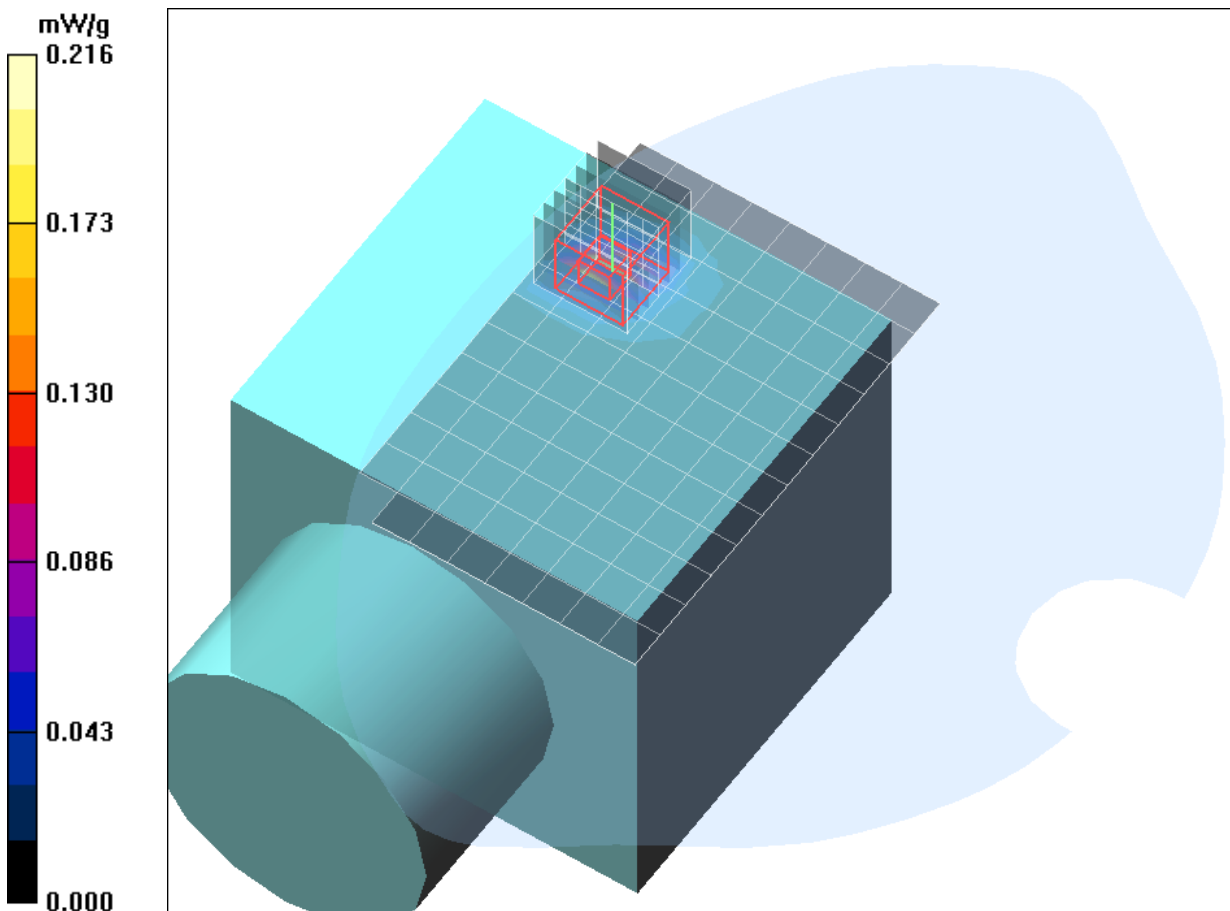


Fig. 14: SAR distribution for IEEE 802.11 g, channel 11, top side, detached view finder, 5 mm distance.

3 SAR Distribution Plots for Head Exposure for IEEE 802.11 g

Test Laboratory: IMST GmbH, DASY Blue (I); File Name: [H5D_448_bwhm_g_CH6_back_head.da4](#)

DUT: HASSELBLAD; Type: H5D 50C; Serial: SQ34000448

Program Name: IEEE 802.11 g

Communication System: WLAN 2450; Frequency: 2437 MHz; Duty Cycle: 1:1

Medium parameters used: $f = 2437$ MHz; $\sigma = 1.82$ mho/m; $\epsilon_r = 39$; $\rho = 1000$ kg/m³

Phantom section: Flat Section

DASY4 Configuration:

- Probe: EX3DV4 - SN3536; ConvF(7.52, 7.52, 7.52); Calibrated: 24.07.2014
- Sensor-Surface: 4mm (Mechanical Surface Detection)
- Electronics: DAE4 Sn631; Calibrated: 23.07.2014
- Phantom: SAM Glycol 1176; Type: Speag; Serial: 1176
- Measurement SW: DASY4, V4.7 Build 80; Postprocessing SW: SEMCAD, V1.8 Build 186

Head Exposure/Area Scan (14x16x1): Measurement grid: dx=12mm, dy=12mm

Maximum value of SAR (measured) = 0.011 mW/g

Head Exposure/Zoom Scan (7x7x7)/Cube 0: Measurement grid: dx=5mm, dy=5mm, dz=5mm

Reference Value = 0.520 V/m; Power Drift = 0.106 dB

Peak SAR (extrapolated) = 0.019 W/kg

SAR(1 g) = 0.0095 mW/g; SAR(10 g) = 0.00526 mW/g

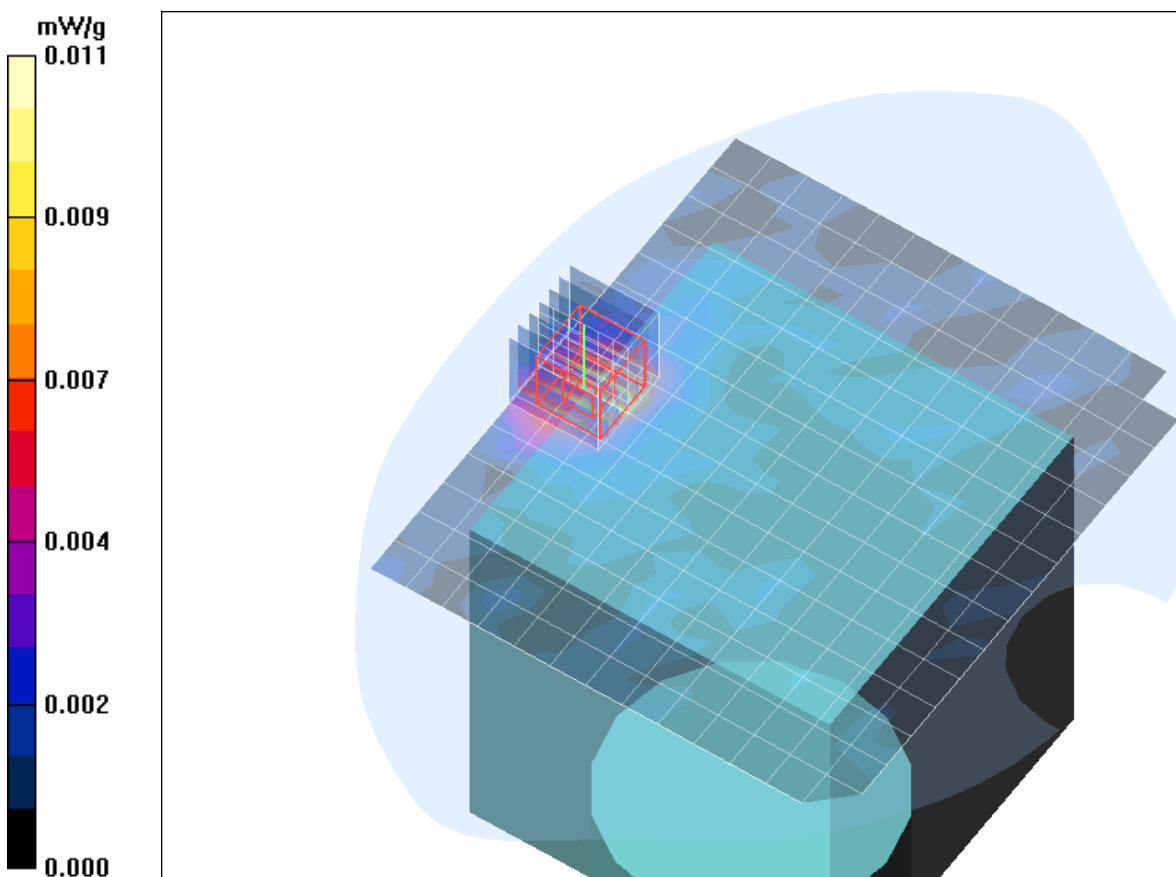


Fig. 15: SAR distribution for head exposure configuration for IEEE 802.11 g, channel 6, back side, 0 mm distance.

Test Laboratory: IMST GmbH, DASY Blue (I); File Name:

[H5D_448_bwhm_g_CH6_top_wo_vf_5mm_head.da4](#)

DUT: HASSELBLAD; Type: H5D 50C; Serial: SQ34000448

Program Name: IEEE 802.11 g

Communication System: WLAN 2450; Frequency: 2437 MHz; Duty Cycle: 1:1

Medium parameters used: $f = 2437$ MHz; $\sigma = 1.82$ mho/m; $\epsilon_r = 39$; $\rho = 1000$ kg/m³

Phantom section: Flat Section

DASY4 Configuration:

- Probe: EX3DV4 - SN3536; ConvF(7.52, 7.52, 7.52); Calibrated: 24.07.2014
- Sensor-Surface: 4mm (Mechanical Surface Detection)
- Electronics: DAE4 Sn631; Calibrated: 23.07.2014
- Phantom: SAM Glycol 1176; Type: Speag; Serial: 1176
- Measurement SW: DASY4, V4.7 Build 80; Postprocessing SW: SEMCAD, V1.8 Build 186

Head Exposure/Area Scan (10x13x1): Measurement grid: dx=12mm, dy=12mm

Maximum value of SAR (measured) = 0.213 mW/g

Head Exposure /Zoom Scan (7x7x7)/Cube 0: Measurement grid: dx=5mm, dy=5mm, dz=5mm

Reference Value = 0.790 V/m; Power Drift = 0.099 dB

Peak SAR (extrapolated) = 0.933 W/kg

SAR(1 g) = 0.268 mW/g; SAR(10 g) = 0.090 mW/g

Maximum value of SAR (measured) = 0.306 mW/g

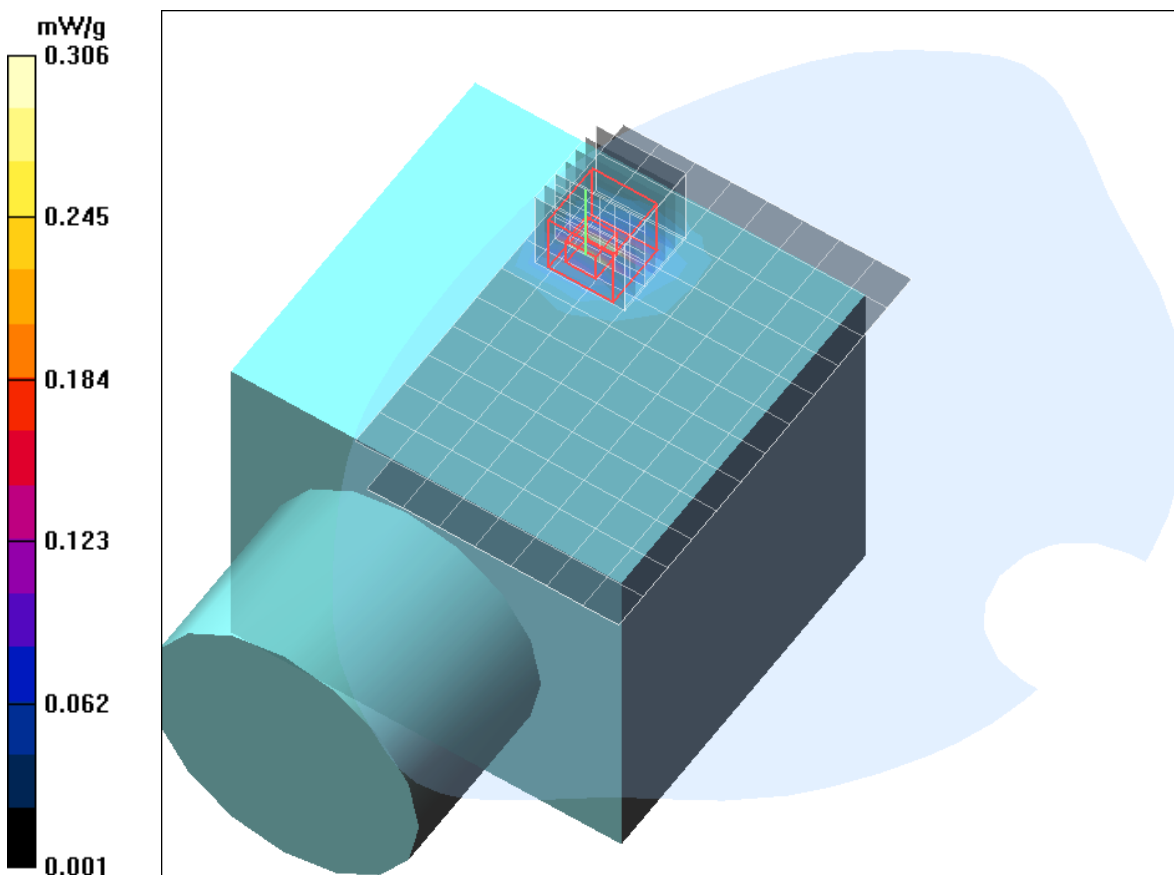


Fig. 16: SAR distribution for head exposure configuration for IEEE 802.11 g, channel 6, top side, detached view finder, 5 mm distance.

Test Laboratory: IMST GmbH, DASY Blue (I); File Name:

[H5D_448_bwhl_g_CH1_top_wo_vf_5mm_head.da4](#)

DUT: HASSELBLAD; Type: H5D 50C; Serial: SQ34000448

Program Name: IEEE 802.11 g

Communication System: WLAN 2450; Frequency: 2412 MHz; Duty Cycle: 1:1

Medium parameters used: $f = 2412$ MHz; $\sigma = 1.78$ mho/m; $\epsilon_r = 39.1$; $\rho = 1000$ kg/m³

Phantom section: Flat Section

DASY4 Configuration:

- Probe: EX3DV4 - SN3536; ConvF(7.52, 7.52, 7.52); Calibrated: 24.07.2014
- Sensor-Surface: 4mm (Mechanical Surface Detection)
- Electronics: DAE4 Sn631; Calibrated: 23.07.2014
- Phantom: SAM Glycol 1176; Type: Speag; Serial: 1176
- Measurement SW: DASY4, V4.7 Build 80; Postprocessing SW: SEMCAD, V1.8 Build 186

Head Exposure/Area Scan (10x13x1): Measurement grid: dx=12mm, dy=12mm

Maximum value of SAR (measured) = 0.072 mW/g

Head Exposure/Zoom Scan (7x7x7)/Cube 0: Measurement grid: dx=5mm, dy=5mm, dz=5mm

Reference Value = 0.752 V/m; Power Drift = 0.078 dB

Peak SAR (extrapolated) = 0.310 W/kg

SAR(1 g) = 0.096 mW/g; SAR(10 g) = 0.033 mW/g

Maximum value of SAR (measured) = 0.114 mW/g

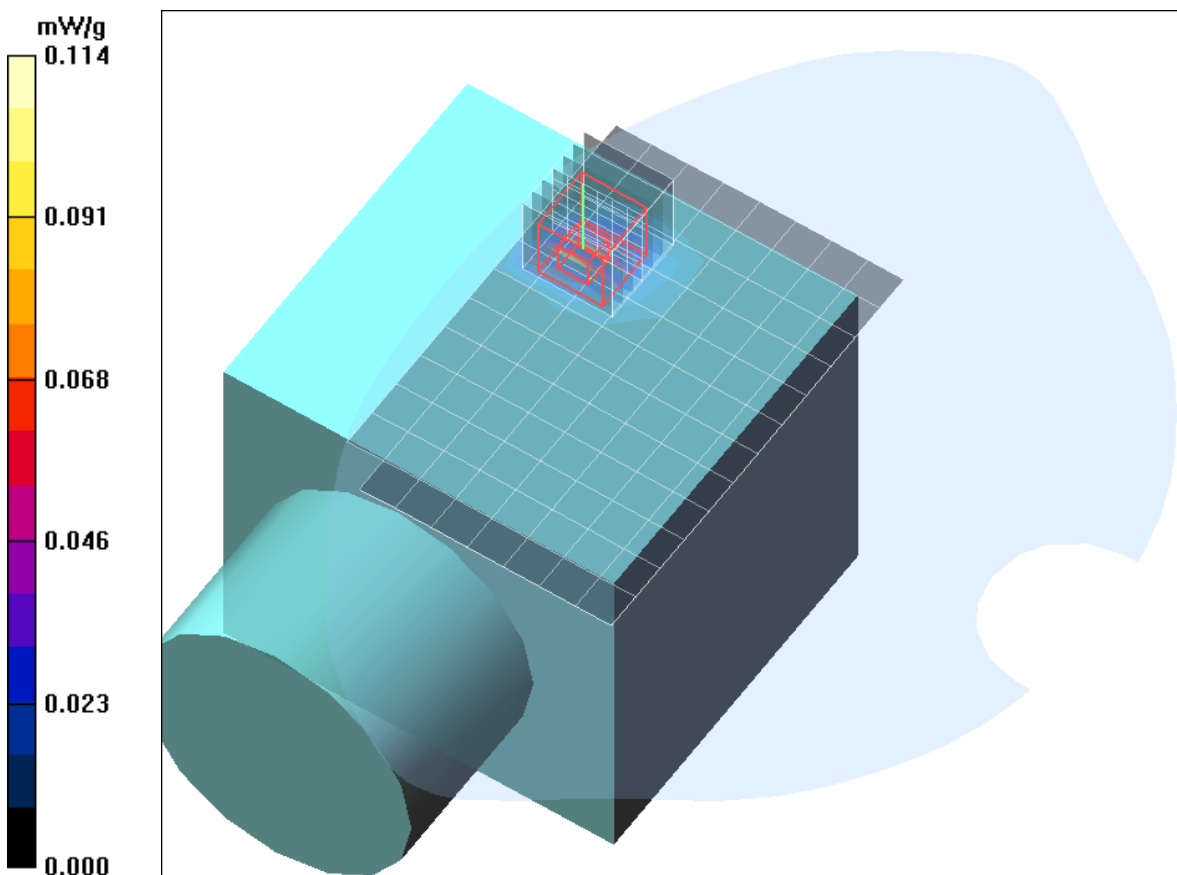


Fig. 17: SAR distribution for head exposure configuration for IEEE 802.11 g, channel 1, top side, detached view finder, 5 mm distance.

Test Laboratory: IMST GmbH, DASY Blue (I); File Name:

[H5D_448_bwhh_g_CH11_top_wo_vf_5mm_head.da4](#)

DUT: HASSELBLAD; Type: H5D 50C; Serial: SQ34000448

Program Name: IEEE 802.11 g

Communication System: WLAN 2450; Frequency: 2462 MHz; Duty Cycle: 1:1

Medium parameters used: $f = 2462$ MHz; $\sigma = 1.84$ mho/m; $\epsilon_r = 38.9$; $\rho = 1000$ kg/m³

Phantom section: Flat Section

DASY4 Configuration:

- Probe: EX3DV4 - SN3536; ConvF(7.52, 7.52, 7.52); Calibrated: 24.07.2014
- Sensor-Surface: 4mm (Mechanical Surface Detection)
- Electronics: DAE4 Sn631; Calibrated: 23.07.2014
- Phantom: SAM Glycol 1176; Type: Speag; Serial: 1176
- Measurement SW: DASY4, V4.7 Build 80; Postprocessing SW: SEMCAD, V1.8 Build 186

Head Exposure/Area Scan (10x13x1): Measurement grid: dx=12mm, dy=12mm

Maximum value of SAR (measured) = 0.188 mW/g

Head Exposure/Zoom Scan (7x7x7)/Cube 0: Measurement grid: dx=5mm, dy=5mm, dz=5mm

Reference Value = 0.590 V/m; Power Drift = -0.025 dB

Peak SAR (extrapolated) = 0.669 W/kg

SAR(1 g) = 0.198 mW/g; SAR(10 g) = 0.067 mW/g

Maximum value of SAR (measured) = 0.222 mW/g

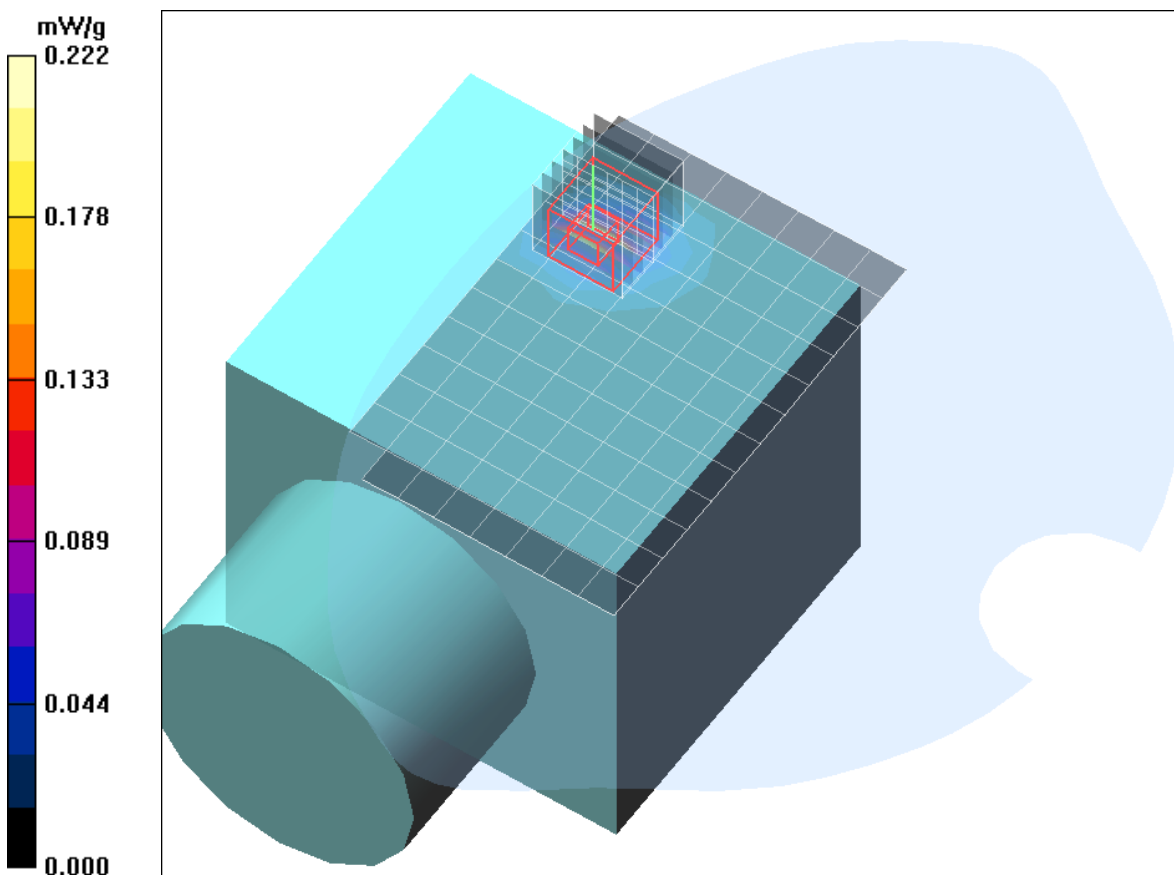


Fig. 18: SAR distribution for head exposure configuration for IEEE 802.11 g, channel 11, top side, detached view finder, 5 mm distance.