



## 2 Laboratories Introduction

**Waltek Services Test Group Ltd** is a professional third-party testing and certification organization with multi-year product testing and certification experience, established strictly in accordance with ISO/IEC 17025 requirements, and accredited by CNAS (China National Accreditation Service for Conformity Assessment) AQS1Q, CMA and IECEE for CBTL. Meanwhile, Waltek has got recognition as registration and accreditation laboratory from EMSD (Electrical and Mechanical Services Department), and American Energy star, FCC(The Federal Communications Commission), CPSC(Consumer Product Safety Commission), CEC(California energy efficiency), IC(Industry Canada) and ELI(Efficient Lighting Initiative). It's the strategic partner and data recognition laboratory of international authoritative organizations, such as UL, Intertek(ETL-SEMKO), CSA, TÜV Rheinland, TÜV SÜD, etc.



**Waltek Services Test Group Ltd.** is one of the largest and the most comprehensive third party testing organizations in China, our headquarter located in Shenzhen and have branches in Foshan, Dongguan, Zhongshan, Suzhou, Ningbo and Hong Kong, Our test capability covered four large fields: safety test. ElectroMagnetic Compatibility(EMC), reliability and energy performance, Chemical test. As a professional, comprehensive, justice international test organization, we still keep the scientific and rigorous work attitude to help each client satisfy the international standards and assist their product enter into globe market smoothly.

### 3 Contents

	<b>Page</b>
<b>1 COVER PAGE</b> .....	<b>1</b>
<b>2 LABORATORIES INTRODUCTION</b> .....	<b>2</b>
<b>3 CONTENTS</b> .....	<b>3</b>
<b>4 REVISION HISTORY</b> .....	<b>5</b>
<b>5 GENERAL INFORMATION</b> .....	<b>6</b>
5.1 GENERAL DESCRIPTION OF E.U.T. ....	6
5.2 DETAILS OF E.U.T. ....	6
5.3 TEST MODE .....	8
5.4 TEST FACILITY.....	9
<b>6 TEST SUMMARY</b> .....	<b>10</b>
<b>7 EQUIPMENT USED DURING TEST</b> .....	<b>11</b>
7.1 EQUIPMENTS LIST .....	11
7.2 MEASUREMENT UNCERTAINTY .....	12
7.3 TEST EQUIPMENT CALIBRATION .....	12
<b>8 RF OUTPUT POWER</b> .....	<b>13</b>
8.1 EUT OPERATION.....	13
8.2 TEST PROCEDURE .....	13
8.3 TEST RESULT .....	14
<b>9 PEAK-TO-AVERAGE RATIO</b> .....	<b>37</b>
9.1 EUT OPERATION.....	37
9.2 TEST PROCEDURE .....	37
9.3 TEST RESULT .....	37
<b>10 BANDWIDTH</b> .....	<b>38</b>
10.1 EUT OPERATION.....	38
10.2 TEST PROCEDURE.....	38
10.3 TEST RESULT .....	39
<b>11 SPURIOUS EMISSIONS AT ANTENNA TERMINALS</b> .....	<b>59</b>
11.1 EUT OPERATION.....	59
11.2 TEST PROCEDURE.....	59
11.3 TEST RESULT .....	59
<b>12 SPURIOUS RADIATED EMISSIONS</b> .....	<b>60</b>
12.1 EUT OPERATION.....	60
12.2 TEST SETUP .....	60
12.3 SPECTRUM ANALYZER SETUP .....	61
12.4 TEST PROCEDURE.....	62
12.5 SUMMARY OF TEST RESULTS .....	63
<b>13 BAND EDGE MEASUREMENT</b> .....	<b>66</b>
13.1 EUT OPERATION.....	66
13.2 TEST PROCEDURE.....	66
13.3 TEST RESULT .....	66
<b>14 FREQUENCY STABILITY</b> .....	<b>67</b>
14.1 EUT OPERATION.....	67
14.2 TEST PROCEDURE.....	67

14.3	TEST RESULT .....	68
<b>15</b>	<b>RF EXPOSURE.....</b>	<b>84</b>
<b>16</b>	<b>PHOTOGRAPHS OF TEST SETUP AND EUT.....</b>	<b>85</b>

#### 4 Revision History

Test report No.	Date of Receipt sample	Date of Test	Date of Issue	Purpose	Comment	Approved
WTS16S1062460-4E	Oct. 11, 2016	Oct. 12 –Nov. 03, 2016	Nov. 04, 2016	original	-	Replaced
WTS16S1062460-4E V1	Oct. 11, 2016	Oct. 12 –Nov. 03, 2016	Nov. 09, 2016	Version 1	Updated	Valid

## 5 General Information

### 5.1 General Description of E.U.T.

Product Name:	Mobile Phone
Model No.:	A3 (The same model has a number of different colors)
Model Description:	N/A
GSM Band(s):	GSM 850/900/1800/1900MHz
GPRS/EGPRS Class:	12
WCDMA Band(s):	FDD Band II/V
LTE Band(s):	FDD Band 2/4/7
Wi-Fi Specification:	2.4G-802.11b/g/n HT20/n HT40
Bluetooth Version:	Bluetooth v4.0 with BLE
GPS:	Support
NFC:	N/A
Hardware Version:	SP603_MX_MB_V2.0
Software Version:	TEST_LAVA_A3_MX_S105_20161026
Highest frequency (Exclude Radio):	26MHz
Storage Location:	Internal Storage

Note: This EUT has two SIM card slots, and use same one RF module. We found that RF parameters are the same, when we insert the card 1 and card 2. So we usually performed the test under main card slot 1.

### 5.2 Details of E.U.T.

Operation Frequency:	GSM/GPRS/EDGE 850: 824~849MHz PCS/GPRS/EDGE 1900: 1850~1910MHz WCDMA Band II: 1850~1910MHz WCDMA Band V: 824~849MHz LTE Band 2: 1850~1910MHz LTE Band 4: 1710~1755MHz LTE Band 7: 2500-2570MHz WiFi: 802.11b/g/n HT20: 2412~2462MHz 802.11n HT40: 2422~2452MHz Bluetooth: 2402~2480MHz
Max. RF output power:	GSM 850: 32.97dBm PCS1900: 30.07dBm WCDMA Band II: 22.32dBm WCDMA Band V: 22.54dBm LTE Band 2: 24.30dBm LTE Band 4: 23.73dBm

	LTE Band 7: 20.97dBm
	WiFi(2.4G): 18.53dBm
	Bluetooth: 0.34dBm
Type of Modulation:	GSM,GPRS: GMSK
	EDGE: GMSK, 8PSK
	WCDMA: BPSK
	LTE: QPSK, 16QAM
	WiFi: CCK, OFDM
	Bluetooth: GFSK, Pi/4 DQPSK, 8DPSK
Antenna installation:	GSM/WCDMA/LTE: internal permanent antenna
	WiFi/Bluetooth: internal permanent antenna
Antenna Gain:	GSM 850: 0.5dBi
	PCS1900: 0.7dBi
	WCDMA Band II: 0.7dBi
	WCDMA Band V: 0.5dBi
	LTE Band 2: 0.7dBi
	LTE Band 4: 0.7dBi
	LTE Band 7: 0.7dBi
	WiFi(2.4G): 0.7dBi
	Bluetooth: 0.7dBi
Technical Data:	Battery DC 3.8V, 3020mAh
	DC 5V, 1.5A, charging from adapter
	(Adapter Input: 100-300V~50/60Hz 0.3A)
Adapter:	Manufacture: Shenzhen KunXing Technology Co.,Ltd.
	Model No.: CLV-20
Type of Emission:	LTE Band 2 1.4MHz: 1M16G7W (QPSK), 1M15W7D(16QAM)
	LTE Band 2 3MHz: 2M73G7W (QPSK), 2M72W7D(16QAM)
	LTE Band 2 5MHz: 4M50G7W(QPSK), 4M49W7D(16QAM)
	LTE Band 2 10 MHz: 8M93G7W(QPSK), 8M93W7D(16QAM)
	LTE Band 2 15MHz: 13M4G7W(QPSK), 13M4W7D(16QAM)
	LTE Band 2 20MHz: 17M9G7W(QPSK), 17M9W7D(16QAM)
	LTE Band 4 1.4MHz: 1M16G7W(QPSK), 1M16W7D(16QAM)
	LTE Band 4 3MHz: 2M73G7W(QPSK), 2M72W7D(16QAM)
	LTE Band 4 5MHz: 4M50G7W(QPSK), 4M50W7D(16QAM)
	LTE Band 4 10 MHz: 8M92G7W(QPSK), 8M92W7D(16QAM)
	LTE Band 4 15MHz: 13M4G7W(QPSK), 13M4W7D(16QAM)
	LTE Band 4 20MHz: 17M9G7W(QPSK), 17M9W7D(16QAM)
	LTE Band 7 5MHz: 4M51G7W(QPSK), 4M50W7D(16QAM)
	LTE Band 7 10 MHz: 8M93G7W(QPSK), 8M93W7D(16QAM)
	LTE Band 7 15MHz: 13M4G7W(QPSK), 13M4W7D(16QAM)
	LTE Band 7 20MHz: 17M9G7W(QPSK), 17M9W7D(16QAM)

### 5.3 Test Mode

All test mode(s) and condition(s) mentioned were considered and evaluated respectively by performing full tests, the worst data were recorded and reported.

Support Band	Test Mode BW(MHz)	Channel Frequency	Channel Number
LTE Band 2	1.4	1850.7 MHz	18607
		1880.0 MHz	18900
		1909.3 MHz	19193
	3	1851.5 MHz	18615
		1880.0 MHz	18900
		1908.5 MHz	19185
	5	1852.5 MHz	18625
		1880.0 MHz	18900
		1907.5 MHz	19175
	10	1855.0 MHz	18650
		1880.0 MHz	18900
		1905.0 MHz	19150
	15	1857.5 MHz	18675
		1880.0 MHz	18900
		1902.5 MHz	19125
20	1860.0 MHz	18700	
	1880.0 MHz	18900	
	1900.0 MHz	19100	
LTE Band 4	1.4	1710.7 MHz	19957
		1732.5 MHz	20175
		1754.3 MHz	20393
	3	1711.5 MHz	19965
		1732.5 MHz	20175
		1753.5 MHz	20385
	5	1712.5 MHz	19975
		1732.5 MHz	20175
		1752.5 MHz	20375
	10	1715.0 MHz	20000
		1732.5 MHz	20175
		1750.0 MHz	20350
	15	1717.5 MHz	20025
		1732.5 MHz	20175
		1747.5 MHz	20325
20	1720.0 MHz	20050	
	1732.5 MHz	20175	
	1745.0 MHz	20300	
LTE Band 7	5	2502.5 MHz	20775
		2535 MHz	21100
		2567.5 MHz	21425
	10	2505.0 MHz	20800



		2535 MHz	21100
		2565.0 MHz	21400
	15	2507.5 MHz	20825
		2535 MHz	21100
		2562.5 MHz	21375
	20	2510.0 MHz	20850
		2535 MHz	21100
		2560.0 MHz	21350
Remark: All mode(s) were tested and the worst data was recorded.			

#### 5.4 Test Facility

The test facility has a test site registered with the following organizations:

- **IC – Registration No.: 7760A**  
Waltek Services(Shenzhen) Co., Ltd. Has been registered and fully described in a report filed with the Industry Canada. The acceptance letter from the Industry Canada is maintained in our files. Registration number 7760A, October 15, 2015.
- **FCC Test Site 1#– Registration No.: 880581**  
Waltek Services(Shenzhen) Co., Ltd. EMC Laboratory `has been registered and fully described in a report filed with the (FCC) Federal Communications Commission. The acceptance letter from the FCC is maintained in our files. Registration 880581, April 29, 2014.
- **FCC Test Site 2#– Registration No.: 328995**  
Waltek Services(Shenzhen) Co., Ltd. EMC Laboratory `has been registered and fully described in a report filed with the (FCC) Federal Communications Commission. The acceptance letter from the FCC is maintained in our files. Registration 328995, December 3, 2014.

## 6 Test Summary

Test Items	Test Requirement	Result
RF Output Power	2.1046 24.232 (c) 27.50(c) 27.50(d)	PASS
Peak-to-Average Ratio	24.232 (d) 27.50(d)	PASS
Bandwidth	2.1049 24.238 27.53(a)	PASS
Spurious Emissions at Antenna Terminal	2.1051 24.238 (a) 27.53(h)	PASS
Field Strength of Spurious Radiation	2.1053 24.238 (a) 27.53(h)	PASS
Out of band emission	24.238 (a) 27.53(h)	PASS
Frequency Stability	2.1055 24.235 27.5(h) 27.54	PASS
Maximum Permissible Exposure (SAR)	1.1307 2.1093	PASS

## 7 Equipment Used during Test

### 7.1 Equipments List

Conducted Emissions Test Site 1#						
Item	Equipment	Manufacturer	Model No.	Serial No.	Last Calibration Date	Calibration Due Date
1.	EMI Test Receiver	R&S	ESCI	100947	Sep.12,2016	Sep.11,2017
2.	LISN	R&S	ENV216	101215	Sep.12,2016	Sep.11,2017
3.	Cable	Top	TYPE16(3.5M)	-	Sep.12,2016	Sep.11,2017
Conducted Emissions Test Site 2#						
Item	Equipment	Manufacturer	Model No.	Serial No.	Last Calibration Date	Calibration Due Date
1.	EMI Test Receiver	R&S	ESCI	101155	Sep.12,2016	Sep.11,2017
2.	LISN	SCHWARZBECK	NSLK 8128	8128-289	Sep.12,2016	Sep.11,2017
3.	Limiter	York	MTS-IMP-136	261115-001-0024	Sep.12,2016	Sep.11,2017
4.	Cable	LARGE	RF300	-	Sep.12,2016	Sep.11,2017
3m Semi-anechoic Chamber for Radiation Emissions Test site 1#						
Item	Equipment	Manufacturer	Model No.	Serial No.	Last Calibration Date	Calibration Due Date
1	Spectrum Analyzer	R&S	FSP	100091	Apr.29, 2016	Apr.28, 2017
2	Active Loop Antenna	Beijing Dazhi	ZN30900A	-	Apr.09,2016	Apr.08,2017
3	Trilog Broadband Antenna	SCHWARZBECK	VULB9163	336	Apr.09,2016	Apr.08,2017
4	Coaxial Cable (below 1GHz)	Top	TYPE16(13M)	-	Sep.12,2016	Sep.11,2017
5	Broad-band Horn Antenna	SCHWARZBECK	BBHA 9120 D	667	Apr.09,2016	Apr.08,2017
6	Broad-band Horn Antenna	SCHWARZBECK	BBHA 9170	335	Apr.09,2016	Apr.08,2017
7	Broadband Pre-amplifier	COMPLIANCE DIRECTION	PAP-1G18	2004	Apr.13,2016	Apr.12,2017
8	Coaxial Cable (above 1GHz)	Top	1GHz-25GHz	EW02014-7	Apr.13,2016	Apr.12,2017
9	Universal Radio Communication Tester	R&S	CMU 200	112461	Apr.13,2016	Apr.12,2017
10	Signal Generator	R&S	SMR20	100046	Sep.12,2016	Sep.11,2017
11	Smart Antenna	SCHWARZBECK	HA08	-	Apr.09,2016	Apr.08,2017
3m Semi-anechoic Chamber for Radiation Emissions Test site 2#						
Item	Equipment	Manufacturer	Model No.	Serial No	Last Calibration Date	Calibration Due Date

1	Test Receiver	R&S	ESCI	101296	Apr.13,2016	Apr.12,2017
2	Trilog Broadband Antenna	SCHWARZBECK	VULB9160	9160-3325	Apr.09,2016	Apr.08,2017
3	Amplifier	Compliance pirection systems inc	PAP-0203	22024	Apr.13,2016	Apr.12,2017
4	Cable	HUBER+SUHNER	CBL2	525178	Apr.13,2016	Apr.12,2017
<b>RF Conducted Testing</b>						
Item	Equipment	Manufacturer	Model No.	Serial No.	Last Calibration Date	Calibration Due Date
1.	EMC Analyzer (9k~26.5GHz)	Agilent	E7405A	MY45114943	Sep.12,2016	Sep.11,2017
2.	Spectrum Analyzer	Agilent	N9020A	MY49100060	Sep.12,2016	Sep.11,2017
3.	Universal Radio Communication Tester	R&S	CMW 500	127818	Apr.13,2016	Apr.12,2017
4	Signal Analyzer (9k~26.5GHz)	Agilent	N9010A	MY50520207	Sep.12,2016	Sep.11,2017

## 7.2 Measurement Uncertainty

Parameter	Uncertainty
Radio Frequency	$\pm 1 \times 10^{-6}$
RF Power	$\pm 1.0$ dB
RF Power Density	$\pm 2.2$ dB
Radiated Spurious Emissions test	$\pm 5.03$ dB (Bilog antenna 30M~1000MHz)
	$\pm 5.47$ dB (Horn antenna 1000M~25000MHz)
Conducted Spurious Emissions test	$\pm 3.64$ dB (AC mains 150KHz~30MHz)

## 7.3 Test Equipment Calibration

All the test equipments used are valid and calibrated by CEPREI Certification Body that address is No.110 Dongguan Zhuang RD. Guangzhou, P.R.China.

## **8 RF OUTPUT POWER**

Test Requirement: FCC Part 2.1046, 24.232 (c) 27.50(c),27.50(d)  
Test Method: TIA/EIA-603-D:2010  
Test Mode: TX transmitting

### **8.1 EUT Operation**

Operating Environment :  
Temperature: 22.5 °C  
Humidit

### 8.3 Test Result

LTE Band 2

Conducted Power

BW(MHz)	Ch	Freq(MHz)	Mode	UL RB Allocation	UL RB Offset	Average Power (dbm)	Tune up limited(dBm)	MPR (dB)
3MHz	18615	1851.5	QPSK	1	0	23.82	23.5±1	/
				1	8	23.75	23.5±1	/
				1	14	23.81	23.5±1	/
				6	0	22.79	22.0±1	1.0
				6	4	22.83	22.0±1	1.0
				6	9	22.85	22.0±1	1.0
			16QAM	15	0	22.77	22.0±1	1.0
				1	0	22.52	22.5±1	1.0
				1	8	22.45	22.5±1	1.0
				1	14	22.52	22.5±1	1.0
				6	0	21.8	22.5±1	1.0
				6	4	21.84	22.5±1	1.0
				6	9	21.84	22.5±1	1.0
				15	0	21.73	22.5±1	1.0
	18900	1880	QPSK	1	0	23.93	23.5±1	/
				1	8	23.86	23.5±1	/
				1	14	23.95	23.5±1	/
				6	0	22.93	22.0±1	1.0
				6	4	22.93	22.0±1	1.0
				6	9	22.98	22.0±1	1.0
			16QAM	15	0	22.89	22.0±1	1.0
				1	0	23.13	22.5±1	1.0
				1	8	23.04	22.5±1	1.0
				1	14	23.11	22.5±1	1.0
				6	0	21.92	22.5±1	1.0
				6	4	21.93	22.5±1	1.0
				6	9	21.96	22.5±1	1.0
				15	0	21.87	22.5±1	1.0
	19185	1908.5	QPSK	1	0	23.77	23.5±1	/
				1	8	23.7	23.5±1	/
				1	14	23.79	23.5±1	/
				6	0	22.8	22.0±1	1.0
				6	4	22.84	22.0±1	1.0
				6	9	22.86	22.0±1	1.0
			16QAM	15	0	22.75	22.0±1	1.0
				1	0	22.68	22.5±1	1.0
1				8	22.55	22.5±1	1.0	
1				14	22.62	22.5±1	1.0	
6				0	21.76	22.5±1	1.0	
6				4	21.8	22.5±1	1.0	
6				9	21.8	22.5±1	1.0	
15				0	21.67	22.5±1	1.0	

BW(MHz)	Ch	Freq(MHz)	Mode	UL RB Allocation	UL RB Offset	Average Power (dbm)	Tune up limited(dBm)	MPR (dB)
5MHz	18625	1852.5	QPSK	1	0	23.76	23.5±1	/
				1	12	23.73	23.5±1	/
				1	24	23.77	23.5±1	/
				12	0	22.67	22.0±1	1.0
				12	6	22.7	22.0±1	1.0
				12	11	22.67	22.0±1	1.0
			16QAM	25	0	22.67	22.0±1	1.0
				1	0	22.58	22.5±1	1.0
				1	12	22.54	22.5±1	1.0
				1	24	22.58	22.5±1	1.0
				12	0	21.64	22.5±1	1.0
				12	6	21.67	22.5±1	1.0
				12	11	21.65	22.5±1	1.0
				25	0	21.71	22.5±1	1.0
	18900	1880	QPSK	1	0	23.93	23.5±1	/
				1	12	23.89	23.5±1	/
				1	24	23.92	23.5±1	/
				12	0	22.85	22.0±1	1.0
				12	6	22.88	22.0±1	1.0
				12	11	22.84	22.0±1	1.0
			16QAM	25	0	22.84	22.0±1	1.0
				1	0	23.01	22.5±1	1.0
				1	12	22.98	22.5±1	1.0
				1	24	22.99	22.5±1	1.0
				12	0	21.89	22.5±1	1.0
				12	6	21.9	22.5±1	1.0
				12	11	21.87	22.5±1	1.0
				25	0	21.77	22.5±1	1.0
	19175	1907.5	QPSK	1	0	23.76	23.5±1	/
				1	12	23.72	23.5±1	/
				1	24	23.78	23.5±1	/
				12	0	22.73	22.0±1	1.0
				12	6	22.77	22.0±1	1.0
				12	11	22.73	22.0±1	1.0
			16QAM	25	0	22.69	22.0±1	1.0
				1	0	23.29	22.5±1	1.0
1				12	23.26	22.5±1	1.0	
1				24	23.25	22.5±1	1.0	
12				0	21.68	22.5±1	1.0	
12				6	21.7	22.5±1	1.0	
12				11	21.68	22.5±1	1.0	
25				0	21.59	22.5±1	1.0	



BW(MHz)	Ch	Freq(MHz)	Mode	UL RB Allocation	UL RB Offset	Average Power (dbm)	Tune up limited(dBm)	MPR (dB)
10MHz	18650	1855	QPSK	1	0	24.01	23.5±1	/
				1	24	23.97	23.5±1	/
				1	49	23.99	23.5±1	/
				25	0	22.74	22.0±1	1.0
				25	12	22.73	22.0±1	1.0
				25	24	22.75	22.0±1	1.0
				50	0	22.73	22.0±1	1.0
			16QAM	1	0	22.69	22.5±1	1.0
				1	24	22.64	22.5±1	1.0
				1	49	22.68	22.5±1	1.0
				25	0	21.73	22.5±1	1.0
				25	12	21.71	22.5±1	1.0
				25	24	21.71	22.5±1	1.0
				50	0	21.67	22.5±1	1.0
	18900	1880	QPSK	1	0	24.09	23.5±1	/
				1	24	24.02	23.5±1	/
				1	49	24.08	23.5±1	/
				25	0	22.89	22.0±1	1.0
				25	12	22.88	22.0±1	1.0
				25	24	22.88	22.0±1	1.0
				50	0	22.87	22.0±1	1.0
			16QAM	1	0	23.25	22.5±1	1.0
				1	24	23.19	22.5±1	1.0
				1	49	23.22	22.5±1	1.0
				25	0	21.88	22.5±1	1.0
				25	12	21.86	22.5±1	1.0
				25	24	21.87	22.5±1	1.0
				50	0	21.86	22.5±1	1.0
	19150	1905	QPSK	1	0	23.96	23.5±1	/
				1	24	23.9	23.5±1	/
1				49	23.94	23.5±1	/	
25				0	22.77	22.0±1	1.0	
25				12	22.78	22.0±1	1.0	
25				24	22.81	22.0±1	1.0	
50				0	22.77	22.0±1	1.0	
16QAM			1	0	22.77	22.5±1	1.0	
			1	24	22.74	22.5±1	1.0	
			1	49	22.76	22.5±1	1.0	
			25	0	21.81	22.5±1	1.0	
			25	12	21.82	22.5±1	1.0	
			25	24	21.83	22.5±1	1.0	
			50	0	21.76	22.5±1	1.0	

BW(MHz)	Ch	Freq(MHz)	Mode	UL RB Allocation	UL RB Offset	Average Power (dbm)	Tune up limited(dBm)	MPR (dB)
15MHz	18675	1857.5	QPSK	1	0	24.09	23.5±1	/
				1	37	23.93	23.5±1	/
				1	74	24.03	23.5±1	/
				36	0	22.97	22.0±1	1.0
				36	16	22.93	22.0±1	1.0
				36	35	22.93	22.0±1	1.0
				75	0	22.94	22.0±1	1.0
			16QAM	1	0	22.82	22.5±1	1.0
				1	37	22.66	22.5±1	1.0
				1	74	22.76	22.5±1	1.0
				36	0	21.85	22.5±1	1.0
				36	16	21.82	22.5±1	1.0
				36	35	21.82	22.5±1	1.0
				75	0	21.84	22.5±1	1.0
	18900	1880	QPSK	1	0	24.2	23.5±1	/
				1	37	24.02	23.5±1	/
				1	74	24.14	23.5±1	/
				36	0	22.86	22.0±1	1.0
				36	16	22.72	22.0±1	1.0
				36	35	22.84	22.0±1	1.0
				75	0	22.33	22.0±1	1.0
			16QAM	1	0	23.35	22.5±1	1.0
				1	37	23.19	22.5±1	1.0
				1	74	23.26	22.5±1	1.0
				36	0	21.99	22.5±1	1.0
				36	16	21.96	22.5±1	1.0
				36	35	21.97	22.5±1	1.0
				75	0	21.96	22.5±1	1.0
	19125	1902.5	QPSK	1	0	24.12	23.5±1	/
				1	37	23.98	23.5±1	/
				1	74	24.1	23.5±1	/
				36	0	23	22.0±1	1.0
				36	16	22.94	22.0±1	1.0
				36	35	22.97	22.0±1	1.0
				75	0	22.96	22.0±1	1.0
			16QAM	1	0	23.12	22.5±1	1.0
1				37	23.02	22.5±1	1.0	
1				74	23.12	22.5±1	1.0	
36				0	21.84	22.5±1	1.0	
36				16	21.79	22.5±1	1.0	
36				35	21.85	22.5±1	1.0	
75				0	21.85	22.5±1	1.0	

BW(MHz)	Ch	Freq(MHz)	Mode	UL RB Allocation	UL RB Offset	Average Power (dbm)	Tune up limited(dBm)	MPR (dB)
20MHz	18700	1860	QPSK	1	0	24.16	23.5±1	/
				1	49	23.9	23.5±1	/
				1	99	24.1	23.5±1	/
				50	0	22.88	22.0±1	1.0
				50	24	22.81	22.0±1	1.0
				50	49	22.86	22.0±1	1.0
			16QAM	100	0	22.89	22.0±1	1.0
				1	0	23.32	22.5±1	1.0
				1	49	23.27	22.5±1	1.0
				1	99	23.48	22.5±1	1.0
				50	0	21.85	22.5±1	1.0
				50	24	21.78	22.5±1	1.0
				50	49	21.84	22.5±1	1.0
				100	0	21.86	22.5±1	1.0
	18900	1880	QPSK	1	0	24.3	23.5±1	/
				1	49	24.02	23.5±1	/
				1	99	24.23	23.5±1	/
				50	0	22.98	22.0±1	1.0
				50	24	22.91	22.0±1	1.0
				50	49	22.94	22.0±1	1.0
			16QAM	100	0	22.96	22.0±1	1.0
				1	0	23.43	22.5±1	1.0
				1	49	23.25	22.5±1	1.0
				1	99	23.38	22.5±1	1.0
				50	0	21.95	22.5±1	1.0
				50	24	21.9	22.5±1	1.0
				50	49	21.91	22.5±1	1.0
				100	0	21.93	22.5±1	1.0
	19100	1900	QPSK	1	0	24.15	23.5±1	/
				1	49	23.95	23.5±1	/
1				99	24.16	23.5±1	/	
50				0	22.89	22.0±1	1.0	
50				24	22.79	22.0±1	1.0	
50				49	22.91	22.0±1	1.0	
16QAM			100	0	22.93	22.0±1	1.0	
			1	0	23.23	22.5±1	1.0	
			1	49	23.04	22.5±1	1.0	
			1	99	23.26	22.5±1	1.0	
			50	0	21.8	22.5±1	1.0	
			50	24	21.7	22.5±1	1.0	
			50	49	21.83	22.5±1	1.0	
			100	0	21.87	22.5±1	1.0	

**LTE Band 4**

BW(MHz)	Ch	Freq(MHz)	Mode	UL RB Allocation	UL RB Offset	Average Power (dbm)	Tune up limited(dBm)	MPR (dB)
3MHz	19965	1711.5	QPSK	1	0	23.86	23.0±1	/
				1	8	23.79	23.0±1	/
				1	14	23.83	23.0±1	/
				6	0	22.87	22.0±1	1.0
				6	4	22.89	22.0±1	1.0
				6	9	22.93	22.0±1	1.0
			16QAM	15	0	22.69	22.0±1	1.0
				1	0	22.64	22.0±1	1.0
				1	8	22.31	22.0±1	1.0
				1	14	22.45	22.0±1	1.0
				8	0	21.76	22.0±1	1.0
				8	4	21.97	22.0±1	1.0
				8	9	21.99	22.0±1	1.0
				15	0	21.79	22.0±1	1.0
	20175	1732.5	QPSK	1	0	23.64	23.0±1	/
				1	8	23.56	23.0±1	/
				1	14	23.62	23.0±1	/
				6	0	22.64	22.0±1	1.0
				6	4	22.66	22.0±1	1.0
				6	9	22.68	22.0±1	1.0
			16QAM	15	0	22.61	22.0±1	1.0
				1	0	22.9	22.0±1	1.0
				1	8	22.65	22.0±1	1.0
				1	14	22.88	22.0±1	1.0
				6	0	21.52	22.0±1	1.0
				6	4	21.73	22.0±1	1.0
				6	9	21.73	22.0±1	1.0
				15	0	21.54	22.0±1	1.0
	20385	1753.5	QPSK	1	0	23.56	23.0±1	/
				1	8	23.51	23.0±1	/
				1	14	23.58	23.0±1	/
				6	0	22.65	22.0±1	1.0
				6	4	22.49	22.0±1	1.0
				6	9	22.33	22.0±1	1.0
			16QAM	15	0	22.16	22.0±1	1.0
				1	0	21.89	22.0±1	1.0
1				8	21.8	22.0±1	1.0	
1				14	22.08	22.0±1	1.0	
8				0	21.1	22.0±1	1.0	
8				4	21.32	22.0±1	1.0	
8				9	21.25	22.0±1	1.0	
15				0	21.11	22.0±1	1.0	

BW(MHz)	Ch	Freq(MHz)	Mode	UL RB Allocation	UL RB Offset	Average Power (dbm)	Tune up limited(dBm)	MPR (dB)
5MHz	19975	1712.5	QPSK	1	0	23.82	23.0±1	/
				1	49	23.76	23.0±1	/
				1	99	23.77	23.0±1	/
				12	0	22.79	22.0±1	1.0
				12	24	22.79	22.0±1	1.0
				12	49	22.79	22.0±1	1.0
				25	0	22.78	22.0±1	1.0
			16QAM	1	0	22.63	22.0±1	1.0
				1	49	22.5	22.0±1	1.0
				1	99	22.42	22.0±1	1.0
				12	0	21.41	22.0±1	1.0
				12	24	21.33	22.0±1	1.0
				12	49	21.6	22.0±1	1.0
				25	0	21.77	22.0±1	1.0
	20175	1732.5	QPSK	1	0	23.61	23.0±1	/
				1	49	23.55	23.0±1	/
				1	99	23.56	23.0±1	/
				12	0	22.58	22.0±1	1.0
				12	24	22.58	22.0±1	1.0
				12	49	22.53	22.0±1	1.0
				25	0	22.55	22.0±1	1.0
			16QAM	1	0	22.78	22.0±1	1.0
				1	49	22.75	22.0±1	1.0
				1	99	22.74	22.0±1	1.0
				12	0	21.64	22.0±1	1.0
				12	24	21.64	22.0±1	1.0
				12	49	21.6	22.0±1	1.0
				25	0	21.54	22.0±1	1.0
	20375	1752.5	QPSK	1	0	23.53	23.0±1	/
				1	49	23.51	23.0±1	/
				1	99	23.56	23.0±1	/
				12	0	22.58	22.0±1	1.0
				12	24	22.6	22.0±1	1.0
				12	49	22.55	22.0±1	1.0
				25	0	22.55	22.0±1	1.0
			16QAM	1	0	22.91	22.0±1	1.0
1				49	22.62	22.0±1	1.0	
1				99	22.86	22.0±1	1.0	
12				0	21.5	22.0±1	1.0	
12				24	21.61	22.0±1	1.0	
12				49	21.55	22.0±1	1.0	
25				0	21.39	22.0±1	1.0	

BW(MHz)	Ch	Freq(MHz)	Mode	UL RB Allocation	UL RB Offset	Average Power (dbm)	Tune up limited(dBm)	MPR (dB)
10MHz	20000	1715	QPSK	1	0	23.77	23.0±1	/
				1	49	23.9	23.0±1	/
				1	99	23.91	23.0±1	/
				25	0	22.78	22.0±1	1.0
				25	24	22.79	22.0±1	1.0
				25	49	22.79	22.0±1	1.0
			16QAM	50	0	22.79	22.0±1	1.0
				1	0	22.79	22.0±1	1.0
				1	49	22.71	22.0±1	1.0
				1	99	22.73	22.0±1	1.0
				25	0	21.8	22.0±1	1.0
				25	24	21.8	22.0±1	1.0
				25	49	21.81	22.0±1	1.0
				50	0	21.77	22.0±1	1.0
	20175	1732.5	QPSK	1	0	23.75	23.0±1	/
				1	49	23.67	23.0±1	/
				1	99	23.68	23.0±1	/
				25	0	22.62	22.0±1	1.0
				25	24	22.57	22.0±1	1.0
				25	49	22.55	22.0±1	1.0
			16QAM	50	0	22.58	22.0±1	1.0
				1	0	22.95	22.0±1	1.0
				1	49	22.92	22.0±1	1.0
				1	99	22.93	22.0±1	1.0
				25	0	21.64	22.0±1	1.0
				25	24	21.6	22.0±1	1.0
				25	49	21.57	22.0±1	1.0
				50	0	21.59	22.0±1	1.0
	20350	1750	QPSK	1	0	23.59	23.0±1	/
				1	49	23.58	23.0±1	/
1				99	23.66	23.0±1	/	
25				0	22.55	22.0±1	1.0	
25				24	22.53	22.0±1	1.0	
25				49	22.48	22.0±1	1.0	
16QAM			50	0	22.53	22.0±1	1.0	
			1	0	22.56	22.0±1	1.0	
			1	49	22.53	22.0±1	1.0	
			1	99	22.53	22.0±1	1.0	
			25	0	21.46	22.0±1	1.0	
			25	24	21.43	22.0±1	1.0	
			25	49	21.57	22.0±1	1.0	
			50	0	21.56	22.0±1	1.0	

BW(MHz)	Ch	Freq(MHz)	Mode	UL RB Allocation	UL RB Offset	Average Power (dbm)	Tune up limited(dBm)	MPR (dB)
15MHz	20025	1717.5	QPSK	1	0	22.95	23.0±1	/
				1	49	23.85	23.0±1	/
				1	99	23.89	23.0±1	/
				36	0	22.9	22.0±1	1.0
				36	24	22.85	22.0±1	1.0
				36	49	22.86	22.0±1	1.0
				75	0	22.87	22.0±1	1.0
			16QAM	1	0	22.79	22.0±1	0
				1	49	22.6	22.0±1	0
				1	99	22.47	22.0±1	0
				36	0	21.76	22.0±1	1.0
				36	24	21.72	22.0±1	1.0
				36	49	21.81	22.0±1	1.0
				75	0	21.75	22.0±1	1.0
	20175	1732.5	QPSK	1	0	23.87	23.0±1	/
				1	49	23.67	23.0±1	/
				1	99	23.7	23.0±1	/
				36	0	22.73	22.0±1	1.0
				36	24	22.65	22.0±1	1.0
				36	49	22.63	22.0±1	1.0
				75	0	22.68	22.0±1	1.0
			16QAM	1	0	22.83	22.0±1	1.0
				1	49	22.66	22.0±1	1.0
				1	99	22.95	22.0±1	1.0
				36	0	21.64	22.0±1	1.0
				36	24	21.58	22.0±1	1.0
				36	49	21.45	22.0±1	1.0
				75	0	21.66	22.0±1	1.0
	20325	1747.5	QPSK	1	0	23.77	23.0±1	/
				1	49	23.63	23.0±1	/
				1	99	23.8	23.0±1	/
				36	0	22.46	22.0±1	1.0
				36	24	22.13	22.0±1	1.0
				36	49	22.03	22.0±1	1.0
				75	0	21.82	22.0±1	1.0
			16QAM	1	0	22.41	22.0±1	1.0
1				49	21.95	22.0±1	1.0	
1				99	22.61	22.0±1	1.0	
36				0	21.26	22.0±1	1.0	
36				24	21.17	22.0±1	1.0	
36				49	21.6	22.0±1	1.0	
75				0	21.02	22.0±1	1.0	



BW(MHz)	Ch	Freq(MHz)	Mode	UL RB Allocation	UL RB Offset	Average Power (dbm)	Tune up limited(dBm)	MPR (dB)
20MHz	20050	1720	QPSK	1	0	23.83	23.0±1	/
				1	49	23.81	23.0±1	/
				1	99	23.92	23.0±1	/
				50	0	22.46	22.0±1	1.0
				50	24	22.61	22.0±1	1.0
				50	49	22.44	22.0±1	1.0
			16QAM	100	0	22.15	22.0±1	1.0
				1	0	22.59	22.0±1	1.0
				1	49	22.29	22.0±1	1.0
				1	99	22.43	22.0±1	1.0
				50	0	21.94	22.0±1	1.0
				50	24	21.9	22.0±1	1.0
				50	49	21.93	22.0±1	1.0
				100	0	21.34	22.0±1	1.0
	20175	1732.5	QPSK	1	0	23.92	23.0±1	/
				1	49	23.63	23.0±1	/
				1	99	23.73	23.0±1	/
				50	0	22.74	22.0±1	1.0
				50	24	22.63	22.0±1	1.0
				50	49	22.63	22.0±1	1.0
			16QAM	100	0	22.68	22.0±1	1.0
				1	0	22.36	22.0±1	1.0
				1	49	22.06	22.0±1	1.0
				1	99	22.17	22.0±1	1.0
				50	0	21.8	22.0±1	1.0
				50	24	21.71	22.0±1	1.0
				50	49	21.7	22.0±1	1.0
				100	0	21.75	22.0±1	1.0
	20300	1745	QPSK	1	0	22.87	23.0±1	/
				1	49	22.57	23.0±1	/
				1	99	22.84	23.0±1	/
				50	0	21.69	22.0±1	1.0
				50	24	21.57	22.0±1	1.0
				50	49	21.56	22.0±1	1.0
			16QAM	100	0	21.63	22.0±1	1.0
				1	0	22.25	22.0±1	1.0
1				49	21.94	22.0±1	1.0	
1				99	22.18	22.0±1	1.0	
50				0	21.72	22.0±1	1.0	
50				24	21.62	22.0±1	1.0	
50				49	21.61	22.0±1	1.0	
100				0	21.7	22.0±1	1.0	

**LTE Band 7**

BW(MHz)	Ch	Freq(MHz)	Mode	UL RB Allocation	UL RB Offset	Average Power (dbm)	Tune up limited(dBm)	MPR (dB)
10MHz	20800	2505	QPSK	1	0	20.71	20.0±1	/
				1	49	20.62	20.0±1	/
				1	99	20.41	20.0±1	/
				25	0	20.3	19.5±1	1.0
				25	24	20.14	19.5±1	1.0
				25	49	20.26	19.5±1	1.0
			16QAM	50	0	19.89	19.5±1	1.0
				1	0	20.36	19.5±1	1.0
				1	49	20.27	19.5±1	1.0
				1	99	20.47	19.5±1	1.0
				25	0	19.3	19.5±1	1.0
				25	24	19.47	19.5±1	1.0
				25	49	19.54	19.5±1	1.0
				50	0	19.32	19.5±1	1.0
	21100	2535	QPSK	1	0	20.44	20.0±1	/
				1	49	20.54	20.0±1	/
				1	99	20.49	20.0±1	/
				25	0	19.56	19.5±1	1.0
				25	24	19.96	19.5±1	1.0
				25	49	20.27	19.5±1	1.0
			16QAM	50	0	19.88	19.5±1	1.0
				1	0	19.47	19.5±1	1.0
				1	49	20.31	19.5±1	1.0
				1	99	20.32	19.5±1	1.0
				25	0	19.67	19.5±1	1.0
				25	24	19.07	19.5±1	1.0
				25	49	19.41	19.5±1	1.0
				50	0	19.05	19.5±1	1.0
	21400	2565	QPSK	1	0	19.5	20.0±1	/
				1	49	19.84	20.0±1	/
				1	99	20.06	20.0±1	/
				25	0	19.55	19.5±1	1.0
				25	24	19.89	19.5±1	1.0
				25	49	19.44	19.5±1	1.0
			16QAM	50	0	18.95	19.5±1	1.0
				1	0	18.73	19.5±1	1.0
1				49	18.88	19.5±1	1.0	
1				99	20.03	19.5±1	1.0	
25				0	19.69	19.5±1	1.0	
25				24	19.09	19.5±1	1.0	
25				49	19.63	19.5±1	1.0	
50				0	19.13	19.5±1	1.0	

BW(MHz)	Ch	Freq(MHz)	Mode	UL RB Allocation	UL RB Offset	Average Power (dbm)	Tune up limited(dBm)	MPR (dB)
15MHz	20825	2507.5	QPSK	1	0	20.8	20.0±1	/
				1	49	20.91	20.0±1	/
				1	99	20.21	20.0±1	/
				36	0	20.39	19.5±1	1.0
				36	24	20.46	19.5±1	1.0
				36	49	20.07	19.5±1	1.0
				75	0	20.47	19.5±1	1.0
			16QAM	1	0	20.43	19.5±1	1.0
				1	49	20.27	19.5±1	1.0
				1	99	19.03	19.5±1	1.0
				36	0	19.82	19.5±1	1.0
				36	24	19.77	19.5±1	1.0
				36	49	19.22	19.5±1	1.0
				75	0	19.52	19.5±1	1.0
	21100	2535	QPSK	1	0	20.72	20.0±1	/
				1	49	20.46	20.0±1	/
				1	99	20.39	20.0±1	/
				36	0	19.83	19.5±1	1.0
				36	24	19.38	19.5±1	1.0
				36	49	19.89	19.5±1	1.0
				75	0	19.35	19.5±1	1.0
			16QAM	1	0	18.83	19.5±1	1.0
				1	49	19.75	19.5±1	1.0
				1	99	20.22	19.5±1	1.0
				36	0	18.97	19.5±1	1.0
				36	24	18.53	19.5±1	1.0
				36	49	19.05	19.5±1	1.0
				75	0	18.51	19.5±1	1.0
	21375	2562.5	QPSK	1	0	19.31	20.0±1	/
				1	49	19.94	20.0±1	/
				1	99	20.69	20.0±1	/
				36	0	18.83	19.5±1	1.0
				36	24	19	19.5±1	1.0
				36	49	18.81	19.5±1	1.0
				75	0	18.74	19.5±1	1.0
			16QAM	1	0	19.51	19.5±1	1.0
1				49	19.3	19.5±1	1.0	
1				99	20.04	19.5±1	1.0	
36				0	18.99	19.5±1	1.0	
36				24	19.13	19.5±1	1.0	
36				49	18.74	19.5±1	1.0	
75				0	18.69	19.5±1	1.0	

BW(MHz)	Ch	Freq(MHz)	Mode	UL RB Allocation	UL RB Offset	Average Power (dbm)	Tune up limited(dBm)	MPR (dB)
20MHz	20850	2510	QPSK	1	0	20.51	20.0±1	/
				1	49	20.91	20.0±1	/
				1	99	20.97	20.0±1	/
				50	0	19.53	19.5±1	1.0
				50	24	19.82	19.5±1	1.0
				50	49	18.79	19.5±1	1.0
			16QAM	100	0	19.64	19.5±1	1.0
				1	0	20.12	19.5±1	1.0
				1	49	20.34	19.5±1	1.0
				1	99	19.35	19.5±1	1.0
				50	0	19.5	19.5±1	1.0
				50	24	19.01	19.5±1	1.0
				50	49	18.98	19.5±1	1.0
				100	0	18.82	19.5±1	1.0
	21100	2535	QPSK	1	0	20.46	20.0±1	/
				1	49	20.78	20.0±1	/
				1	99	20.82	20.0±1	/
				50	0	19.84	19.5±1	1.0
				50	24	20.08	19.5±1	1.0
				50	49	19.62	19.5±1	1.0
			16QAM	100	0	19	19.5±1	1.0
				1	0	19.34	19.5±1	1.0
				1	49	19.52	19.5±1	1.0
				1	99	20.44	19.5±1	1.0
				50	0	19.46	19.5±1	1.0
				50	24	19.12	19.5±1	1.0
				50	49	18.73	19.5±1	1.0
				100	0	19.12	19.5±1	1.0
	21350	2560	QPSK	1	0	19.87	20.0±1	/
				1	49	19.36	20.0±1	/
				1	99	20.33	20.0±1	/
				50	0	19.81	19.5±1	1.0
				50	24	19.7	19.5±1	1.0
				50	49	19.02	19.5±1	1.0
			16QAM	100	0	18.89	19.5±1	1.0
				1	0	19.25	19.5±1	1.0
1				49	19.77	19.5±1	1.0	
1				99	19.72	19.5±1	1.0	
50				0	18.96	19.5±1	1.0	
50				24	18.7	19.5±1	1.0	
50				49	19.15	19.5±1	1.0	
100				0	19.14	19.5±1	1.0	

**ERP and EIRP****LTE Band 2**

Frequency (MHz)	Receiver Reading (dBμV)	Turn table Angle Degree	RX Antenna		Substituted			Absolute Level (dBm)	Part 24E	
			Height (m)	Polar (H/V)	SG Level (dBm)	Cable (dB)	Antenna Gain (dB)		Limit (dBm)	Margin (dB)
LTE Band 2 Channel 18607 – 1.4MHz – QPSK										
1850.70	78.88	193	1.3	H	4.91	0.31	10.40	15.00	33	-18.00
1850.70	84.60	319	2.2	V	11.32	0.31	10.40	21.41	33	-11.59
LTE Band 2 Channel 18900 – 1.4MHz – QPSK										
1880.00	79.68	238	1.3	H	5.83	0.31	10.40	15.92	33	-17.08
1880.00	84.77	283	1.5	V	11.65	0.31	10.40	21.74	33	-11.26
LTE Band 2 Channel 19193 – 1.4MHz – QPSK										
1909.30	79.52	40	1.7	H	5.79	0.32	10.40	15.87	33	-17.13
1909.30	84.34	179	1.7	V	11.38	0.32	10.40	21.46	33	-11.54
LTE Band 2 Channel 18607 – 1.4MHz – 16QAM										
1850.70	77.89	354	2.2	H	3.92	0.31	10.40	14.01	33	-18.99
1850.70	84.17	56	1.8	V	10.89	0.31	10.40	20.98	33	-12.02
LTE Band 2 Channel 18900 – 1.4MHz – 16QAM										
1880.00	77.35	35	2.1	H	3.50	0.31	10.40	13.59	33	-19.41
1880.00	84.06	197	1.7	V	10.94	0.31	10.40	21.03	33	-11.97
LTE Band 2 Channel 19193 – 1.4MHz – 16QAM										
1909.30	79.24	260	2.0	H	5.51	0.32	10.40	15.59	33	-17.41
1909.30	84.14	167	2.2	V	11.18	0.32	10.40	21.26	33	-11.74
LTE Band 2 Channel 18615 – 3MHz – QPSK										
1851.50	78.11	321	1.9	H	4.14	0.31	10.40	14.23	33	-18.77
1851.50	84.39	60	2.2	V	11.11	0.31	10.40	21.20	33	-11.80
LTE Band 2 Channel 18900 – 3MHz – QPSK										
1880.00	76.28	297	1.5	H	2.43	0.31	10.40	12.52	33	-20.48
1880.00	84.04	243	1.3	V	10.92	0.31	10.40	21.01	33	-11.99
LTE Band 2 Channel 19185 – 3MHz – QPSK										
1908.50	76.82	21	1.1	H	3.09	0.32	10.40	13.17	33	-19.83
1908.50	84.11	157	1.6	V	11.15	0.32	10.40	21.23	33	-11.77
LTE Band 2 Channel 18615 – 3MHz – 16QAM										
1851.50	76.70	331	2.0	H	2.73	0.31	10.40	12.82	33	-20.18
1851.50	84.16	348	1.1	V	10.88	0.31	10.40	20.97	33	-12.03
LTE Band 2 Channel 18900 – 3MHz – 16QAM										
1880.00	77.32	102	1.0	H	3.47	0.31	10.40	13.56	33	-19.44
1880.00	84.76	183	1.8	V	11.64	0.31	10.40	21.73	33	-11.27
LTE Band 2 Channel 19185 – 3MHz – 16QAM										
1908.50	79.49	117	1.7	H	5.76	0.32	10.40	15.84	33	-17.16
1908.50	84.25	113	1.9	V	11.29	0.32	10.40	21.37	33	-11.63
LTE Band 2 Channel 18625 – 5MHz – QPSK										
1852.50	77.36	308	1.7	H	3.39	0.31	10.40	13.48	33	-19.52
1852.50	84.28	358	1.6	V	11.00	0.31	10.40	21.09	33	-11.91
LTE Band 2 Channel 18900 – 5MHz – QPSK										

1880.00	78.86	15	1.1	H	5.01	0.31	10.40	15.10	33	-17.90
1880.00	84.46	64	1.3	V	11.34	0.31	10.40	21.43	33	-11.57
LTE Band 2 Channel 19175 – 5MHz – QPSK										
1907.50	79.52	69	2.4	H	5.79	0.32	10.40	15.87	33	-17.13
1907.50	84.83	269	2.2	V	11.87	0.32	10.40	21.95	33	-11.05
LTE Band 2 Channel 18625 – 5MHz – 16QAM										
1852.50	78.72	232	1.1	H	4.75	0.31	10.40	14.84	33	-18.16
1852.50	84.72	279	1.1	V	11.44	0.31	10.40	21.53	33	-11.47
LTE Band 2 Channel 18900 – 5MHz – 16QAM										
1880.00	76.50	273	1.6	H	2.65	0.31	10.40	12.74	33	-20.26
1880.00	84.89	116	2.3	V	11.77	0.31	10.40	21.86	33	-11.14
LTE Band 2 Channel 19175 – 5MHz – 16QAM										
1907.50	77.04	341	1.5	H	3.31	0.32	10.40	13.39	33	-19.61
1907.50	84.69	272	2.3	V	11.73	0.32	10.40	21.81	33	-11.19
LTE Band 2 Channel 18650 – 10MHz – QPSK										
1855.00	77.09	277	1.8	H	3.12	0.31	10.40	13.21	33	-19.79
1855.00	84.40	271	2.2	V	11.12	0.31	10.40	21.21	33	-11.79
LTE Band 2 Channel 18900 – 10MHz – QPSK										
1880.00	77.09	180	2.3	H	3.24	0.31	10.40	13.33	33	-19.67
1880.00	84.71	145	1.8	V	11.59	0.31	10.40	21.68	33	-11.32
LTE Band 2 Channel 19150 – 10MHz – QPSK										
1905.00	77.88	352	2.5	H	4.15	0.32	10.40	14.23	33	-18.77
1905.00	85.00	277	2.2	V	12.04	0.32	10.40	22.12	33	-10.88
LTE Band 2 Channel 18650 – 10MHz – 16QAM										
1855.00	79.94	38	1.7	H	5.97	0.31	10.40	16.06	33	-16.94
1855.00	84.52	17	2.4	V	11.24	0.31	10.40	21.33	33	-11.67
LTE Band 2 Channel 18900 – 10MHz – 16QAM										
1880.00	77.67	171	1.9	H	3.82	0.31	10.40	13.91	33	-19.09
1880.00	84.33	9	1.2	V	11.21	0.31	10.40	21.30	33	-11.70
LTE Band 2 Channel 19150 – 10MHz – 16QAM										
1905.00	78.92	276	1.6	H	5.19	0.32	10.40	15.27	33	-17.73
1905.00	84.39	78	1.2	V	11.43	0.32	10.40	21.51	33	-11.49
LTE Band 2 Channel 18675 – 15MHz – QPSK										
1857.50	78.39	240	2.3	H	4.42	0.31	10.40	14.51	33	-18.49
1857.50	84.32	180	1.5	V	11.04	0.31	10.40	21.13	33	-11.87
LTE Band 2 Channel 18900 – 15MHz – QPSK										
1880.00	79.89	28	2.5	H	6.04	0.31	10.40	16.13	33	-16.87
1880.00	84.08	139	1.9	V	10.96	0.31	10.40	21.05	33	-11.95
LTE Band 2 Channel 19125 – 15MHz – QPSK										
1902.50	77.17	224	2.0	H	3.44	0.32	10.40	13.52	33	-19.48
1902.50	84.44	114	2.2	V	11.48	0.32	10.40	21.56	33	-11.44
LTE Band 2 Channel 18675 – 15MHz – 16QAM										
1857.50	78.56	294	2.0	H	4.59	0.31	10.40	14.68	33	-18.32
1857.50	84.25	165	1.1	V	10.97	0.31	10.40	21.06	33	-11.94
LTE Band 2 Channel 18900 – 15MHz – 16QAM										
1880.00	78.72	145	1.0	H	4.87	0.31	10.40	14.96	33	-18.04
1880.00	84.70	327	2.2	V	11.58	0.31	10.40	21.67	33	-11.33

LTE Band 2 Channel 19125 – 15MHz – 16QAM										
1902.50	79.95	2	2.2	H	6.22	0.32	10.40	16.30	33	-16.70
1902.50	84.82	123	1.9	V	11.86	0.32	10.40	21.94	33	-11.06
LTE Band 2 Channel 18700 – 20MHz – QPSK										
1860.00	77.51	314	1.3	H	3.54	0.31	10.40	13.63	33	-19.37
1860.00	84.98	316	1.9	V	11.70	0.31	10.40	21.79	33	-11.21
LTE Band 2 Channel 18900 – 20MHz – QPSK										
1880.00	78.27	228	1.8	H	4.42	0.31	10.40	14.51	33	-18.49
1880.00	84.69	112	2.2	V	11.57	0.31	10.40	21.66	33	-11.34
LTE Band 2 Channel 19100 – 20MHz – QPSK										
1900.00	76.17	251	2.3	H	2.44	0.32	10.40	12.52	33	-20.48
1900.00	84.93	123	1.9	V	11.97	0.32	10.40	22.05	33	-10.95
LTE Band 2 Channel 18670 – 20MHz – 16QAM										
1860.00	76.24	212	1.8	H	2.27	0.31	10.40	12.36	33	-20.64
1860.00	84.39	30	2.0	V	11.11	0.31	10.40	21.20	33	-11.80
LTE Band 2 Channel 18900 – 20MHz – 16QAM										
1880.00	77.02	173	2.5	H	3.17	0.31	10.40	13.26	33	-19.74
1880.00	84.31	124	1.6	V	11.19	0.31	10.40	21.28	33	-11.72
LTE Band 2 Channel 19100 – 20MHz – 16QAM										
1900.00	78.25	169	2.3	H	4.52	0.32	10.40	14.60	33	-18.40
1900.00	84.03	0	1.8	V	11.07	0.32	10.40	21.15	33	-11.85

#### LTE Band 4

Frequency (MHz)	Receiver Reading (dBμV)	Turn table Angle Degree	RX Antenna		Substituted			Absolute Level (dBm)	Part 27	
			Height (m)	Polar (H/V)	SG Level (dBm)	Cable (dB)	Antenna Gain (dB)		Limit (dBm)	Margin (dB)
LTE Band 4 Channel 19957 – 1.4MHz – QPSK										
1710.70	78.03	127	1.9	H	3.92	0.30	9.40	13.02	30	-16.98
1710.70	84.60	242	1.8	V	11.07	0.30	9.40	20.17	30	-9.83
LTE Band 4 Channel 20175 – 1.4MHz – QPSK										
1732.50	79.47	17	2.4	H	5.36	0.30	9.40	14.46	30	-15.54
1732.50	84.56	151	2.1	V	11.03	0.30	9.40	20.13	30	-9.87
LTE Band 4 Channel 20393 – 1.4MHz – QPSK										
1754.30	79.50	144	2.0	H	5.39	0.30	9.40	14.49	30	-15.51
1754.30	84.26	301	2.1	V	10.73	0.30	9.40	19.83	30	-10.17
LTE Band 4 Channel 19957 – 1.4MHz – 16QAM										
1710.70	78.45	216	1.2	H	4.34	0.30	9.40	13.44	30	-16.56
1710.70	84.31	307	1.0	V	10.78	0.30	9.40	19.88	30	-10.12
LTE Band 4 Channel 20175 – 1.4MHz – 16QAM										
1732.50	77.30	79	1.5	H	3.19	0.30	9.40	12.29	30	-17.71
1732.50	84.01	329	2.3	V	10.48	0.30	9.40	19.58	30	-10.42
LTE Band 4 Channel 20393 – 1.4MHz – 16QAM										
1754.30	79.76	174	1.6	H	5.65	0.30	9.40	14.75	30	-15.25
1754.30	84.65	334	1.6	V	11.12	0.30	9.40	20.22	30	-9.78
LTE Band 4 Channel 19965 – 3MHz – QPSK										
1711.50	78.58	137	1.9	H	4.47	0.30	9.40	13.57	30	-16.43



1711.50	84.48	9	2.2	V	10.95	0.30	9.40	20.05	30	-9.95
LTE Band 4 Channel 20175 – 3MHz – QPSK										
1732.50	76.58	244	1.9	H	2.47	0.30	9.40	11.57	30	-18.43
1732.50	84.60	27	2.1	V	11.07	0.30	9.40	20.17	30	-9.83
LTE Band 4 Channel 20385 – 3MHz – QPSK										
1753.50	76.90	252	1.4	H	2.79	0.30	9.40	11.89	30	-18.11
1753.50	84.86	146	2.4	V	11.33	0.30	9.40	20.43	30	-9.57
LTE Band 4 Channel 19965 – 3MHz – 16QAM										
1711.50	77.58	240	1.9	H	3.47	0.30	9.40	12.57	30	-17.43
1711.50	84.41	210	1.4	V	10.88	0.30	9.40	19.98	30	-10.02
LTE Band 4 Channel 20175 – 3MHz – 16QAM										
1732.50	78.87	318	1.2	H	4.76	0.30	9.40	13.86	30	-16.14
1732.50	84.34	194	2.2	V	10.81	0.30	9.40	19.91	30	-10.09
LTE Band 4 Channel 20385 – 3MHz – 16QAM										
1753.50	78.66	34	1.3	H	4.55	0.30	9.40	13.65	30	-16.35
1753.50	84.19	116	1.3	V	10.66	0.30	9.40	19.76	30	-10.24
LTE Band 4 Channel 19975 – 5MHz – QPSK										
1712.50	78.32	23	1.1	H	4.21	0.30	9.40	13.31	30	-16.69
1712.50	84.90	193	1.8	V	11.37	0.30	9.40	20.47	30	-9.53
LTE Band 4 Channel 20175 – 5MHz – QPSK										
1732.50	79.18	356	1.5	H	5.07	0.30	9.40	14.17	30	-15.83
1732.50	84.74	186	1.4	V	11.21	0.30	9.40	20.31	30	-9.69
LTE Band 4 Channel 20375 – 5MHz – QPSK										
1752.50	76.26	59	1.9	H	2.15	0.30	9.40	11.25	30	-18.75
1752.50	84.74	345	1.4	V	11.21	0.30	9.40	20.31	30	-9.69
LTE Band 4 Channel 19975 – 5MHz – 16QAM										
1712.50	77.17	157	2.0	H	3.06	0.30	9.40	12.16	30	-17.84
1712.50	84.45	66	2.0	V	10.92	0.30	9.40	20.02	30	-9.98
LTE Band 4 Channel 20175 – 5MHz – 16QAM										
1732.50	77.54	278	2.4	H	3.43	0.30	9.40	12.53	30	-17.47
1732.50	84.44	103	2.3	V	10.91	0.30	9.40	20.01	30	-9.99
LTE Band 4 Channel 20375 – 5MHz – 16QAM										
1752.50	78.04	159	2.1	H	3.93	0.30	9.40	13.03	30	-16.97
1752.50	84.56	91	1.0	V	11.03	0.30	9.40	20.13	30	-9.87
LTE Band 4 Channel 20000 – 10MHz – QPSK										
1715.00	79.81	184	2.4	H	5.70	0.30	9.40	14.80	30	-15.20
1715.00	84.28	347	1.3	V	10.75	0.30	9.40	19.85	30	-10.15
LTE Band 4 Channel 20175 – 10MHz – QPSK										
1732.50	76.14	245	2.0	H	2.03	0.31	10.40	12.12	30	-17.88
1732.50	84.24	277	1.3	V	10.71	0.31	10.40	20.80	30	-9.20
LTE Band 4 Channel 20350 – 10MHz – QPSK										
1750.00	79.68	124	1.9	H	5.57	0.30	9.40	14.67	30	-15.33
1750.00	84.65	154	2.1	V	11.12	0.30	9.40	20.22	30	-9.78
LTE Band 4 Channel 20000 – 10MHz – 16QAM										
1715.00	77.17	181	1.4	H	3.06	0.30	9.40	12.16	30	-17.84
1715.00	84.76	323	2.0	V	11.23	0.30	9.40	20.33	30	-9.67
LTE Band 4 Channel 20175 – 10MHz – 16QAM										

1732.50	78.92	245	1.2	H	4.81	0.31	10.40	14.90	30	-15.10
1732.50	84.83	170	2.2	V	11.30	0.31	10.40	21.39	30	-8.61
LTE Band 4 Channel 20350 – 10MHz – 16QAM										
1750.00	77.23	185	1.2	H	3.12	0.30	9.40	12.22	30	-17.78
1750.00	84.56	331	2.0	V	11.03	0.30	9.40	20.13	30	-9.87
LTE Band 4 Channel 20025 – 15MHz – QPSK										
1717.50	79.74	36	2.3	H	5.63	0.30	9.40	14.73	30	-15.27
1717.50	84.98	256	1.7	V	11.45	0.30	9.40	20.55	30	-9.45
LTE Band 4 Channel 20175 – 15MHz – QPSK										
1732.50	77.02	136	1.6	H	2.91	0.31	10.40	13.00	30	-17.00
1732.50	84.06	67	2.3	V	10.53	0.31	10.40	20.62	30	-9.38
LTE Band 4 Channel 20325 – 15MHz – QPSK										
1747.50	77.82	340	1.8	H	3.71	0.32	10.40	13.79	30	-16.21
1747.50	84.36	323	2.1	V	10.83	0.32	10.40	20.91	30	-9.09
LTE Band 4 Channel 20025 – 15MHz – 16QAM										
1717.50	79.57	288	2.0	H	5.46	0.30	9.40	14.56	30	-15.44
1717.50	84.96	67	2.4	V	11.43	0.30	9.40	20.53	30	-9.47
LTE Band 4 Channel 20175 – 15MHz – 16QAM										
1732.50	79.47	120	1.6	H	5.36	0.31	10.40	15.45	30	-14.55
1732.50	84.37	224	2.1	V	10.84	0.31	10.40	20.93	30	-9.07
LTE Band 4 Channel 20325 – 15MHz – 16QAM										
1747.50	78.53	192	2.1	H	4.42	0.32	10.40	14.50	30	-15.50
1747.50	84.07	111	1.1	V	10.54	0.32	10.40	20.62	30	-9.38
LTE Band 4 Channel 20050 – 20MHz – QPSK										
1720.00	78.03	247	1.9	H	3.92	0.31	10.40	14.01	30	-15.99
1720.00	84.94	75	1.3	V	11.41	0.31	10.40	21.50	30	-8.50
LTE Band 4 Channel 20175 – 20MHz – QPSK										
1732.50	78.03	317	1.6	H	3.92	0.31	10.40	14.01	30	-15.99
1732.50	84.13	175	1.8	V	10.60	0.31	10.40	20.69	30	-9.31
LTE Band 4 Channel 20300 – 20MHz – QPSK										
1745.00	76.77	265	2.2	H	2.66	0.32	10.40	12.74	30	-17.26
1745.00	84.23	342	1.5	V	10.70	0.32	10.40	20.78	30	-9.22
LTE Band 4 Channel 20050 – 20MHz – 16QAM										
1720.00	76.65	347	1.6	H	2.54	0.31	10.40	12.63	30	-17.37
1720.00	84.44	349	2.1	V	10.91	0.31	10.40	21.00	30	-9.00
LTE Band 4 Channel 20175 – 20MHz – 16QAM										
1732.50	77.33	304	1.0	H	3.22	0.31	10.40	13.31	30	-16.69
1732.50	84.09	260	1.8	V	10.56	0.31	10.40	20.65	30	-9.35
LTE Band 4 Channel 20300 – 20MHz – 16QAM										
1745.00	77.98	171	2.0	H	3.87	0.32	10.40	13.95	30	-16.05
1745.00	84.58	209	2.1	V	11.05	0.32	10.40	21.13	30	-8.87

## LTE Band 7

Frequency (MHz)	Receiver Reading (dBμV)	Turn table Angle Degree	RX Antenna		Substituted			Absolute Level (dBm)	Part 27	
			Height (m)	Polar (H/V)	SG Level (dBm)	Cable (dB)	Antenna Gain (dB)		Limit (dBm)	Margin (dB)
LTE Band 7 Channel 20775 – 5MHz – QPSK										
2502.50	76.65	134	2.4	H	2.65	0.43	10.60	12.82	30	-17.18
2502.50	81.59	215	1.3	V	11.31	0.43	10.60	21.48	30	-8.52
LTE Band 7 Channel 21100 – 5MHz – QPSK										
2535.00	77.59	233	2.0	H	3.59	0.43	10.60	13.76	30	-16.24
2535.00	81.65	210	2.4	V	11.37	0.43	10.60	21.54	30	-8.46
LTE Band 7 Channel 21425 – 5MHz – QPSK										
2567.50	78.58	305	2.4	H	4.47	0.43	10.60	14.64	30	-15.36
2567.50	81.99	19	1.6	V	11.80	0.43	10.60	21.97	30	-8.03
LTE Band 7 Channel 20775 – 5MHz – 16QAM										
2502.50	77.27	337	2.0	H	3.27	0.43	10.60	13.44	30	-16.56
2502.50	81.37	339	2.2	V	11.09	0.43	10.60	21.26	30	-8.74
LTE Band 7 Channel 21100 – 5MHz – 16QAM										
2535.00	77.58	73	2.0	H	3.58	0.43	10.60	13.75	30	-16.25
2535.00	81.85	151	1.5	V	11.57	0.43	10.60	21.74	30	-8.26
LTE Band 7 Channel 21425 – 5MHz – 16QAM										
2567.50	78.68	250	2.3	H	4.57	0.43	10.60	14.74	30	-15.26
2567.50	81.88	336	1.8	V	11.69	0.43	10.60	21.86	30	-8.14
LTE Band 7 Channel 20800 – 10MHz – QPSK										
2505.00	77.22	273	1.7	H	3.22	0.43	10.60	13.39	30	-16.61
2505.00	81.16	12	1.1	V	10.88	0.43	10.60	21.05	30	-8.95
LTE Band 7 Channel 21100 – 10MHz – QPSK										
2535.00	79.73	260	2.3	H	5.73	0.43	10.60	15.90	30	-14.10
2535.00	81.34	36	2.1	V	11.06	0.43	10.60	21.23	30	-8.77
LTE Band 7 Channel 21400 – 10MHz – QPSK										
2565.00	76.50	351	2.2	H	2.39	0.43	10.60	12.56	30	-17.44
2565.00	81.53	247	1.4	V	11.34	0.43	10.60	21.51	30	-8.49
LTE Band 7 Channel 20800 – 10MHz – 16QAM										
2505.00	77.59	200	1.8	H	3.59	0.43	10.60	13.76	30	-16.24
2505.00	81.17	321	1.6	V	10.89	0.43	10.60	21.06	30	-8.94
LTE Band 7 Channel 21100 – 10MHz – 16QAM										
2535.00	76.79	356	1.3	H	2.79	0.43	10.60	12.96	30	-17.04
2535.00	81.59	143	2.2	V	11.31	0.43	10.60	21.48	30	-8.52
LTE Band 7 Channel 21400 – 10MHz – 16QAM										
2565.00	79.37	165	2.0	H	5.26	0.43	10.60	15.43	30	-14.57
2565.00	81.71	289	2.2	V	11.52	0.43	10.60	21.69	30	-8.31
LTE Band 7 Channel 20825 – 15MHz – QPSK										
2507.50	77.48	201	1.4	H	3.48	0.31	10.40	13.57	30	-16.43
2507.50	81.11	141	2.3	V	10.83	0.31	10.40	20.92	30	-9.08
LTE Band 7 Channel 21100 – 15MHz – QPSK										
2535.00	78.50	128	2.0	H	4.50	0.31	10.40	14.59	30	-15.41

2535.00	81.83	5	2.3	V	11.55	0.31	10.40	21.64	30	-8.36
LTE Band 7 Channel 21375 – 15MHz – QPSK										
2562.50	77.09	229	2.5	H	2.98	0.32	10.40	13.06	30	-16.94
2562.50	81.18	148	2.3	V	10.99	0.32	10.40	21.07	30	-8.93
LTE Band 7 Channel 20825 – 15MHz – 16QAM										
2507.50	78.88	209	1.2	H	4.88	0.31	10.40	14.97	30	-15.03
2507.50	81.04	56	1.9	V	10.76	0.31	10.40	20.85	30	-9.15
LTE Band 7 Channel 21100 – 15MHz – 16QAM										
2535.00	78.68	196	1.7	H	4.68	0.31	10.40	14.77	30	-15.23
2535.00	81.43	355	1.6	V	11.15	0.31	10.40	21.24	30	-8.76
LTE Band 7 Channel 21375 – 15MHz – 16QAM										
2562.50	76.54	277	1.9	H	2.43	0.32	10.40	12.51	30	-17.49
2562.50	81.42	177	1.6	V	11.23	0.32	10.40	21.31	30	-8.69
LTE Band 7 Channel 20850 – 20MHz – QPSK										
2510.00	78.95	218	1.3	H	4.95	0.43	10.60	15.12	30	-14.88
2510.00	81.85	298	1.3	V	11.57	0.43	10.60	21.74	30	-8.26
LTE Band 7 Channel 21100 – 20MHz – QPSK										
2535.00	78.71	177	2.2	H	4.71	0.43	10.60	14.88	30	-15.12
2535.00	81.46	309	1.4	V	11.18	0.43	10.60	21.35	30	-8.65
LTE Band 7 Channel 21350 – 20MHz – QPSK										
2560.00	78.23	240	1.3	H	4.12	0.43	10.60	14.29	30	-15.71
2560.00	81.43	117	1.9	V	11.24	0.43	10.60	21.41	30	-8.59
LTE Band 7 Channel 20850 – 20MHz – 16QAM										
2510.00	76.99	50	2.5	H	2.99	0.43	10.60	13.16	30	-16.84
2510.00	81.43	350	1.2	V	11.15	0.43	10.60	21.32	30	-8.68
LTE Band 7 Channel 21100 – 20MHz – 16QAM										
2535.00	79.43	24	2.3	H	5.43	0.43	10.60	15.60	30	-14.40
2535.00	81.89	71	1.3	V	11.61	0.43	10.60	21.78	30	-8.22
LTE Band 7 Channel 21350 – 20MHz – 16QAM										
2560.00	79.74	97	1.8	H	5.63	0.43	10.60	15.80	30	-14.20
2560.00	81.02	282	1.2	V	10.83	0.43	10.60	21.00	30	-9.00

## 9 Peak-to-Average Ratio

Test Requirement:	24.232 (d), 27.50(d)
Test Method:	N/A
Test Mode:	TX transmitting

### 9.1 EUT Operation

Operating Environment :	
Temperature:	22.5 °C
Humidit	

## 10 BANDWIDTH

Test Requirement:	FCC Part 2.1049, 24.238, 27.53(a)
Test Method:	TIA/EIA-603-D:2010
Test Mode:	TX transmitting

### 10.1 EUT Operation

Operating Environment :	
Temperature:	22.5 °C
Humidit	

### 10.3 Test Result

#### LTE Band 2 (Part 24E):

BW(MHz)	Channel	Frequency (MHz)	Modulation	99% Occupied Bandwidth (MHz)	26 dB Bandwidth (MHz)
1.4	18607	1850.7	QPSK	1.15	1.33
			16QAM	1.15	1.34
1.4	18900	1880	QPSK	1.15	1.33
			16QAM	1.15	1.33
1.4	19193	1909.3	QPSK	1.16	1.35
			16QAM	1.15	1.33
3	18615	1851.5	QPSK	2.72	2.97
			16QAM	2.72	2.96
3	18900	1880	QPSK	2.73	2.97
			16QAM	2.72	2.97
3	19185	1908.5	QPSK	2.73	2.97
			16QAM	2.72	2.97
5	18625	1852.5	QPSK	4.49	4.86
			16QAM	4.49	4.85
5	18900	1880	QPSK	4.5	4.86
			16QAM	4.49	4.85
5	19175	1907.5	QPSK	4.49	4.86
			16QAM	4.49	4.84
10	18650	1855	QPSK	8.93	9.44
			16QAM	8.92	9.43
10	18900	1880	QPSK	8.92	9.44
			16QAM	8.92	9.38
10	19150	1905	QPSK	8.93	9.42
			16QAM	8.93	9.4
15	18675	1857.5	QPSK	13.38	14.08
			16QAM	13.38	13.99
15	18900	1880	QPSK	13.38	13.92
			16QAM	13.38	13.95

15	19125	1902.5	QPSK	13.38	14.01
			16QAM	13.38	13.99
20	18700	1860	QPSK	17.84	18.41
			16QAM	17.83	18.47
20	18900	1880	QPSK	17.83	18.42
			16QAM	17.83	18.43
20	19100	1900	QPSK	17.86	18.54
			16QAM	17.85	18.52

**LTE Band 4 (Part 27):**

BW(MHz)	Channel	Frequency (MHz)	Modulation	99% Occupied Bandwidth (MHz)	26 dB Bandwidth (MHz)
1.4	19957	1710.7	QPSK	1.15	1.34
			16QAM	1.15	1.34
1.4	2.175	1732.5	QPSK	1.15	1.33
			16QAM	1.16	1.33
1.4	20393	1754.3	QPSK	1.16	1.33
			16QAM	1.15	1.34
3	19965	1711.5	QPSK	2.72	2.97
			16QAM	2.72	2.96
3	2.175	1732.5	QPSK	2.73	2.97
			16QAM	2.72	2.96
3	2.385	1753.5	QPSK	2.73	2.96
			16QAM	2.72	2.95
5	19975	1712.5	QPSK	4.5	4.85
			16QAM	4.5	4.84
5	20175	1732.5	QPSK	4.5	4.85
			16QAM	4.5	4.85
5	20375	1752.5	QPSK	4.49	4.82
			16QAM	4.49	4.8
10	2000	1715	QPSK	8.91	9.39
			16QAM	8.91	9.38



10	20175	1732.5	QPSK	8.92	9.38
			16QAM	8.92	9.34
10	20350	1750	QPSK	8.91	9.33
			16QAM	8.90	9.34
15	20025	1717.5	QPSK	13.36	13.91
			16QAM	13.36	13.91
15	20175	1732.5	QPSK	13.39	13.92
			16QAM	13.38	13.96
15	20325	1747.5	QPSK	13.35	13.92
			16QAM	13.35	13.89
20	20050	1720	QPSK	17.83	18.37
			16QAM	17.82	18.4
20	20175	1732.5	QPSK	17.85	18.45
			16QAM	17.85	18.46
20	20300	1745	QPSK	17.79	18.43
			16QAM	17.81	18.45

**LTE Band 7 (Part 27):**

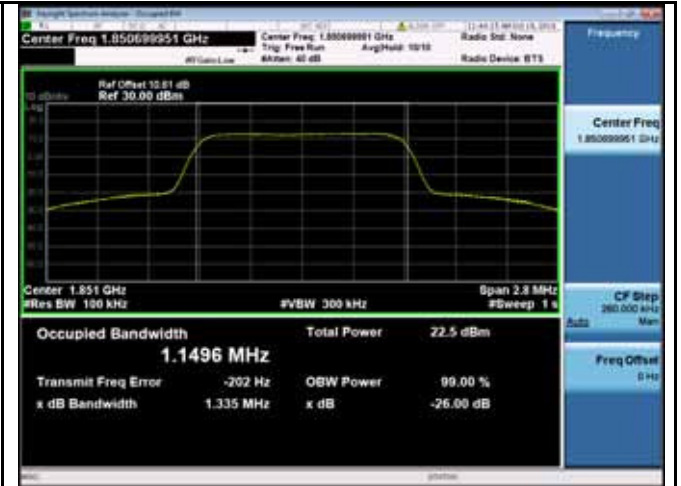
BW(MHz)	Channel	Frequency (MHz)	Modulation	99% Occupied Bandwidth (MHz)	26 dB Bandwidth (MHz)
5	20775	2502.5	QPSK	4.5	4.83
			16QAM	4.5	4.83
5	21100	2535	QPSK	4.51	4.84
			16QAM	4.5	4.85
5	21425	2567.5	QPSK	4.5	4.84
			16QAM	4.49	4.83
10	20850	2510	QPSK	8.92	9.36
			16QAM	8.91	9.35
10	21100	2535	QPSK	8.92	9.37
			16QAM	8.92	9.36
10	21400	2565	QPSK	8.93	9.42
			16QAM	8.93	9.41

15	20800	2505	QPSK	13.36	13.93
			16QAM	13.36	13.91
15	21100	2535	QPSK	13.39	13.92
			16QAM	13.38	13.89
15	21375	2562.5	QPSK	13.39	14.01
			16QAM	13.39	13.96
20	20825	2507.5	QPSK	17.8	18.36
			16QAM	17.8	18.39
20	21100	2535	QPSK	17.84	18.47
			16QAM	17.84	18.4
20	21350	2560	QPSK	17.86	18.53
			16QAM	17.87	18.55

**Test Plots**  
**LTE Band 2 (Part 24E)**



LTE band 2 - Low CH QPSK-1.4



LTE band 2 - Low CH 16QAM-1.4



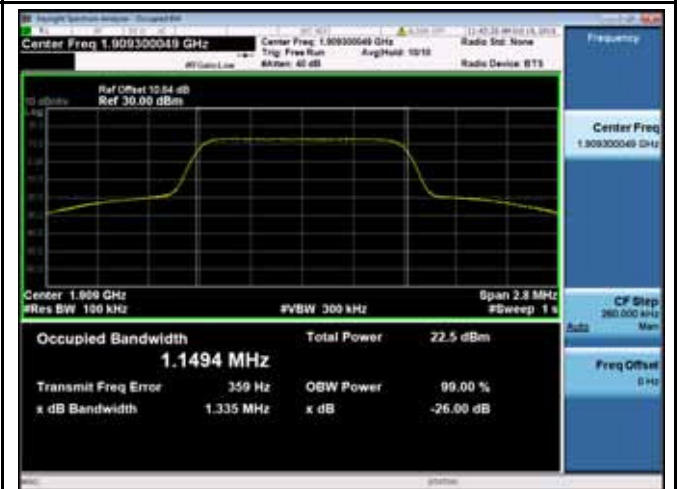
LTE band 2 - Middle CH QPSK-1.4



LTE band 2 - Middle CH 16QAM-1.4



LTE band 2 - High CH QPSK-1.4



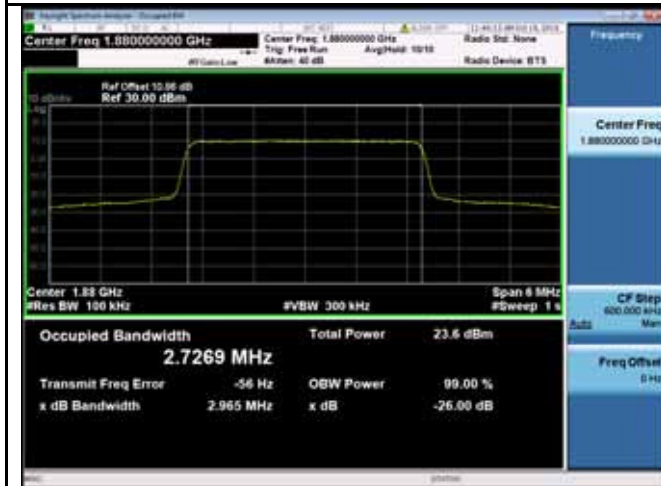
LTE band 2 - High CH 16QAM-1.4



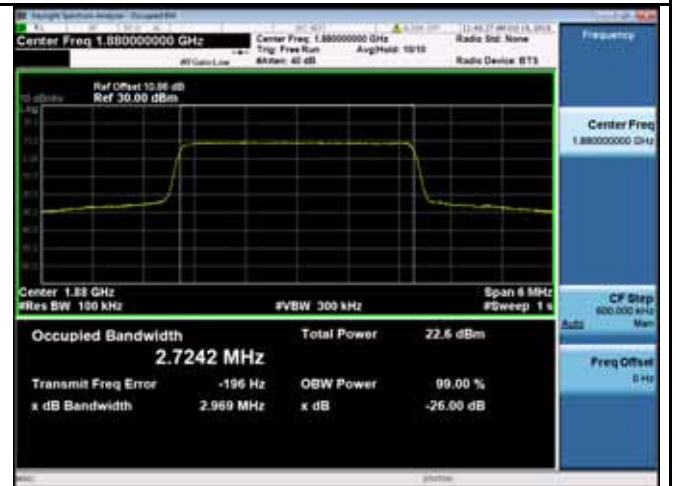
LTE band 2 - Low CH QPSK-3



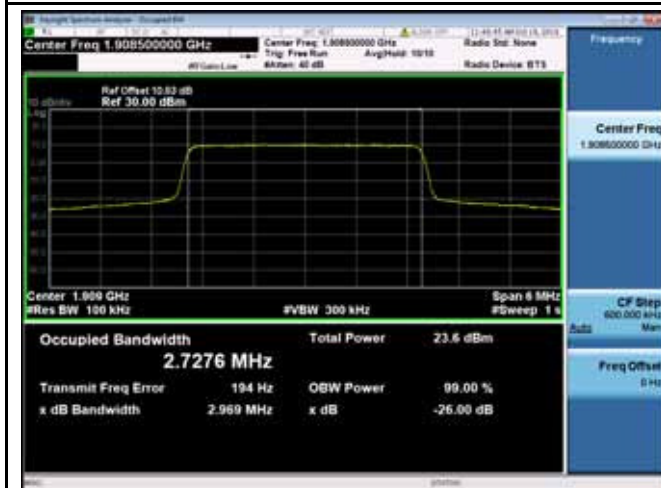
LTE band 2 - Low CH 16QAM-3



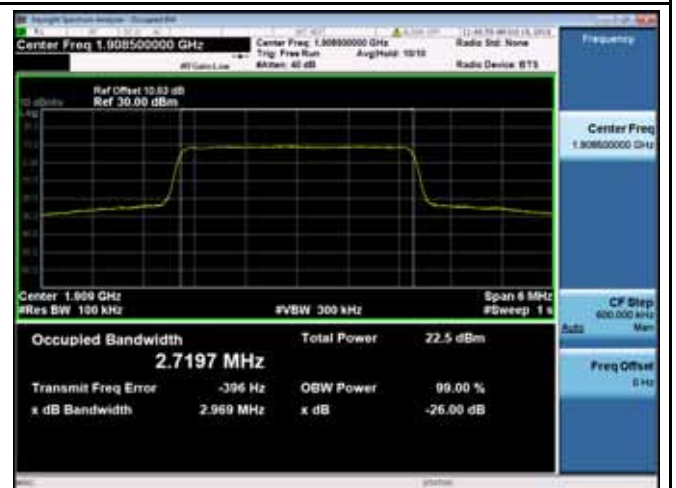
LTE band 2 - Middle CH QPSK-3



LTE band 2 - Middle CH 16QAM-3



LTE band 2 - High CH QPSK-3



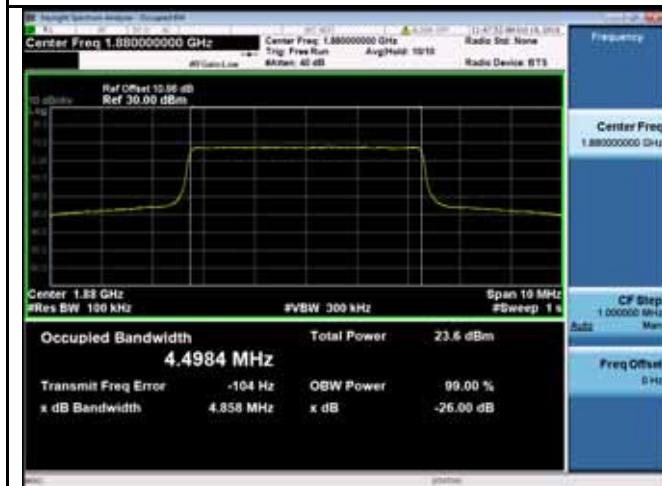
LTE band 2 - High CH 16QAM-3



LTE band 2 - Low CH QPSK-5



LTE band 2 - Low CH 16QAM-5



LTE band 2 - Middle CH QPSK-5



LTE band 2 - Middle CH 16QAM-5



LTE band 2 - High CH QPSK-5



LTE band 2 - High CH 16QAM-5



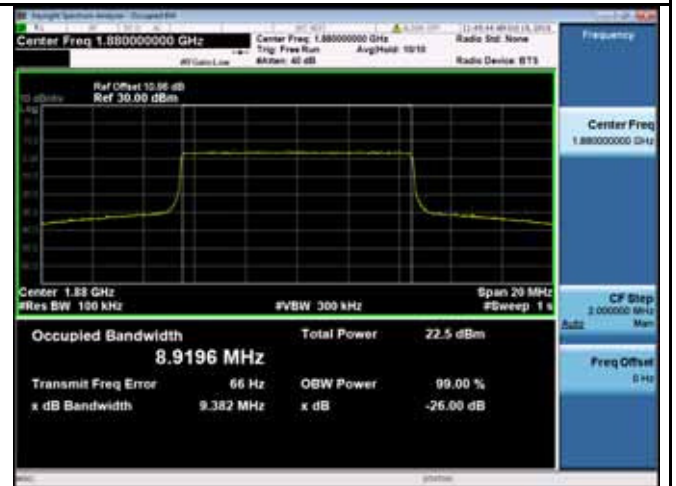
LTE band 2 - Low CH QPSK-10



LTE band 2 - Low CH 16QAM-10



LTE band 2 - Middle CH QPSK-10



LTE band 2 - Middle CH 16QAM-10



LTE band 2 - High CH QPSK-10

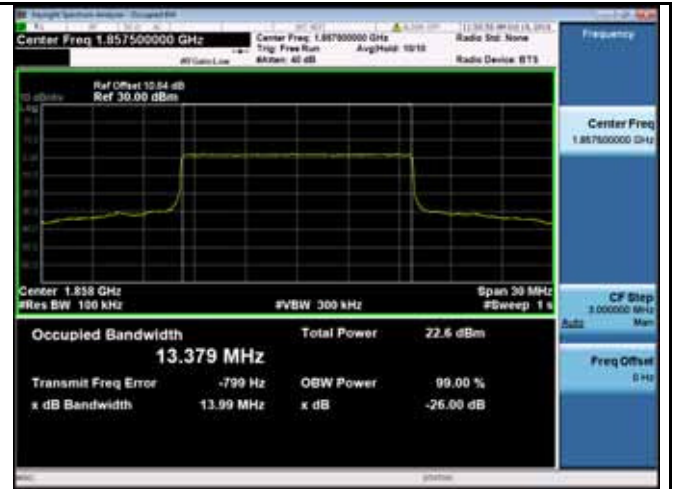


LTE band 2 - High CH 16QAM-10

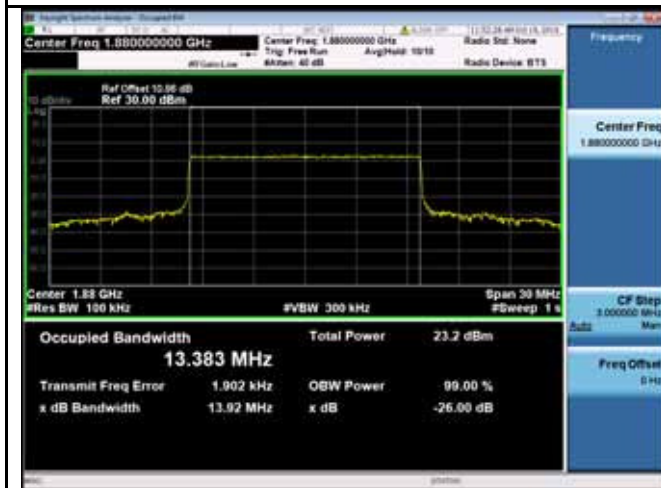




LTE band 2 - Low CH QPSK-15



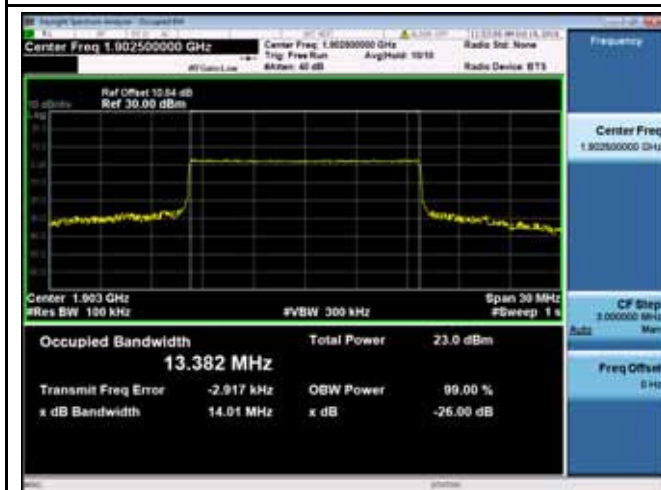
LTE band 2 - Low CH 16QAM-15



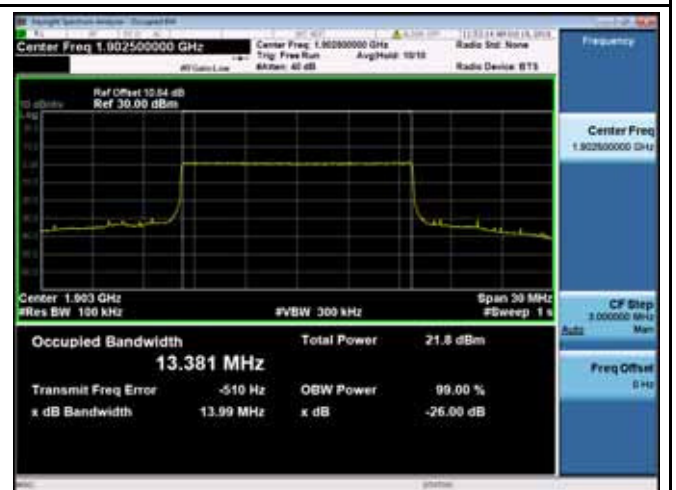
LTE band 2 - Middle CH QPSK-15



LTE band 2 - Middle CH 16QAM-15



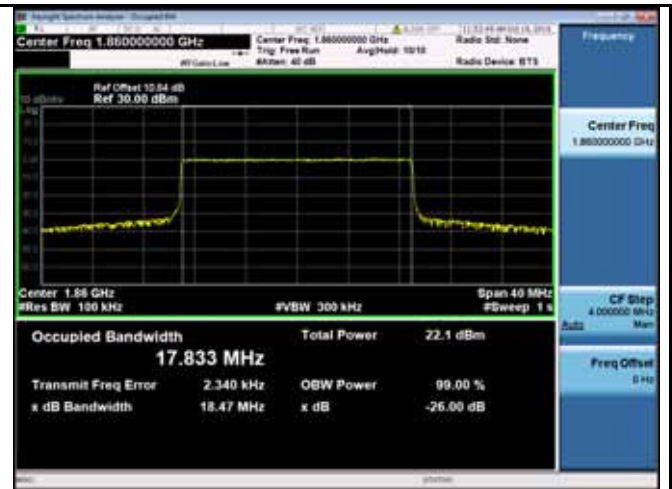
LTE band 2 - High CH QPSK-15



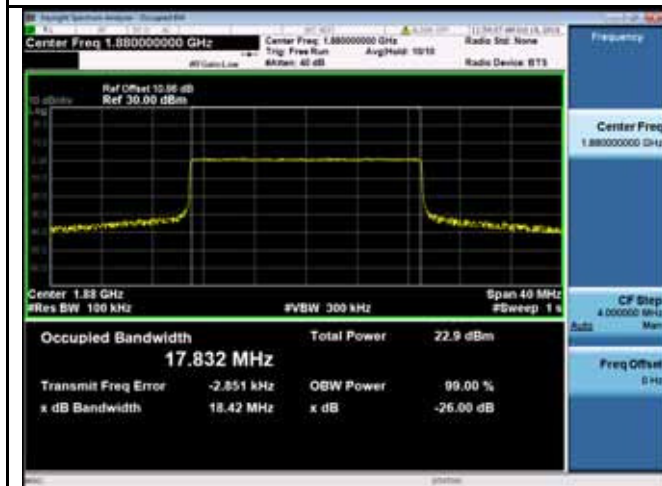
LTE band 2 - High CH 16QAM-15



LTE band 2 - Low CH QPSK-20



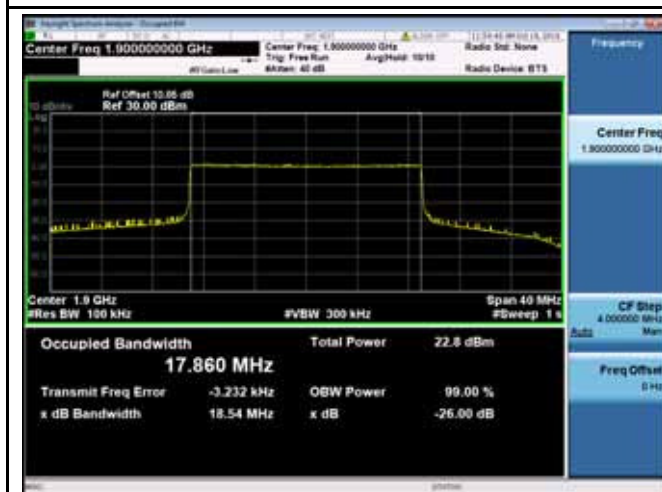
LTE band 2 - Low CH 16QAM-20



LTE band 2 - Middle CH QPSK-20



LTE band 2 - Middle CH 16QAM-20



LTE band 2 - High CH QPSK-20



LTE band 2 - High CH 16QAM-20



LTE Band 4 (Part 27)





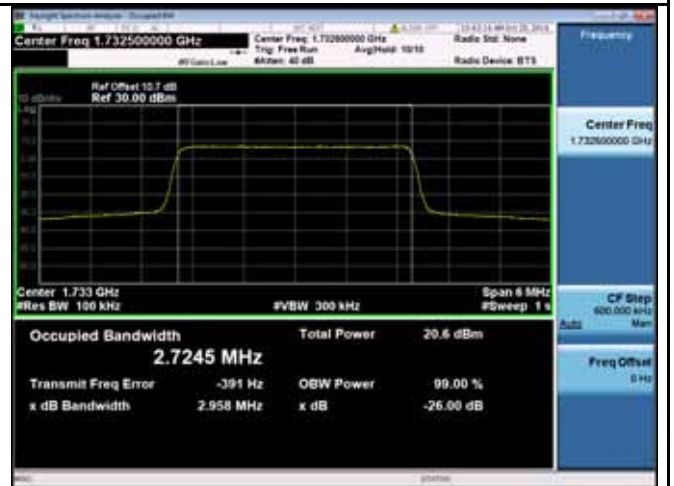
LTE band 4 - Low CH QPSK-3



LTE band 4 - Low CH 16QAM-3



LTE band 4 - Middle CH QPSK-3



LTE band 4 - Middle CH 16QAM-3



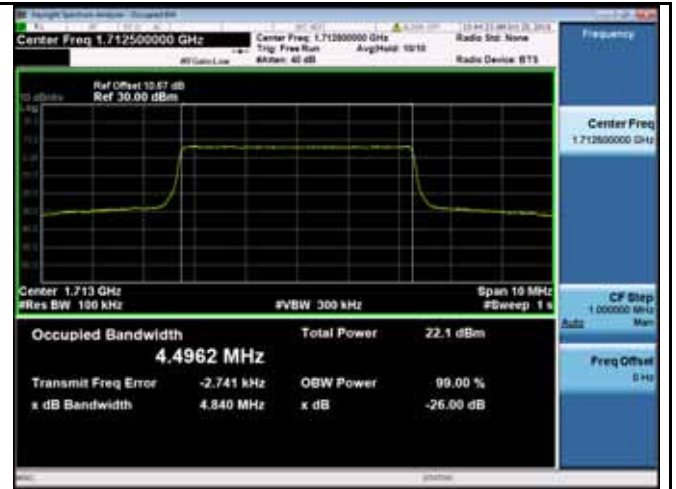
LTE band 4 - High CH QPSK-3



LTE band 4 - High CH 16QAM-3



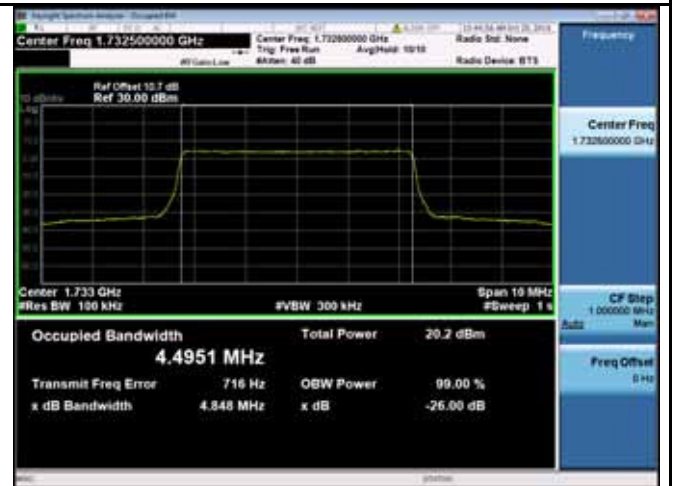
LTE band 4 - Low CH QPSK-5



LTE band 4 - Low CH 16QAM-5



LTE band 4 - Middle CH QPSK-5



LTE band 4 - Middle CH 16QAM-5



LTE band 4 - High CH QPSK-5



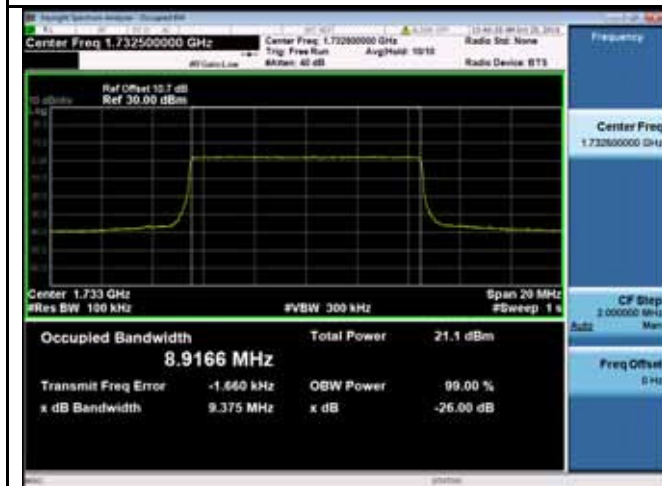
LTE band 4 - High CH 16QAM-5



LTE band 4 - Low CH QPSK-10



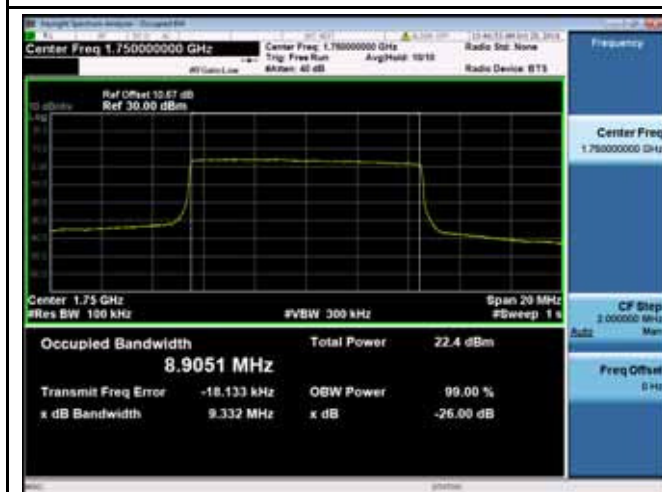
LTE band 4 - Low CH 16QAM-10



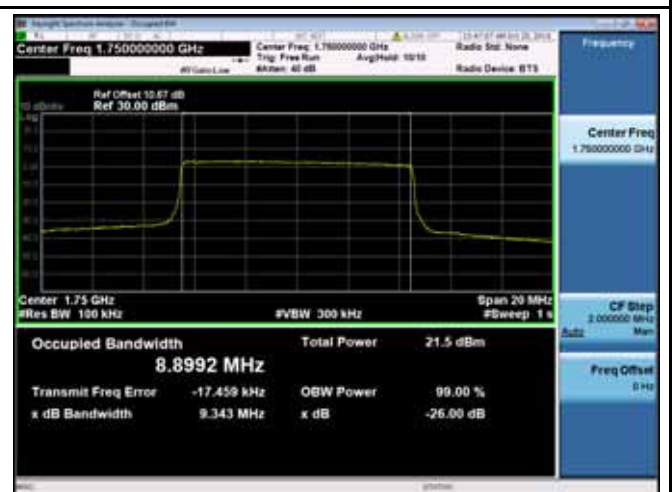
LTE band 4 - Middle CH QPSK-10



LTE band 4 - Middle CH 16QAM-10

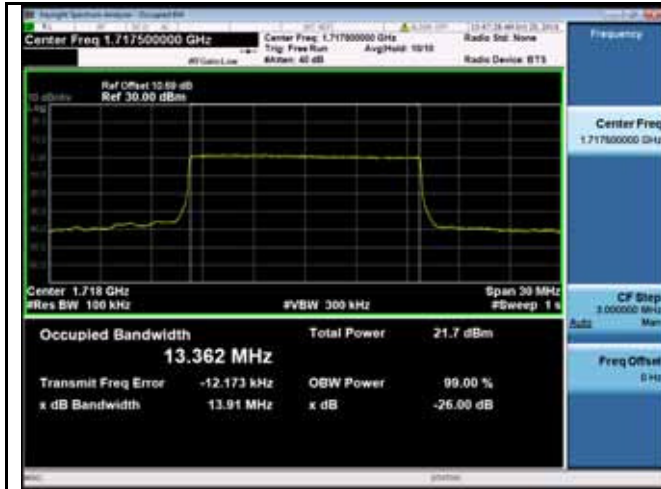


LTE band 4 - High CH QPSK-10

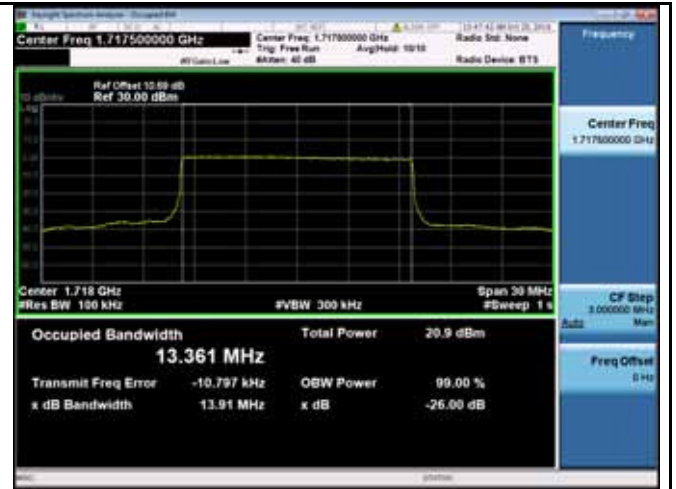


LTE band 4 - High CH 16QAM-10

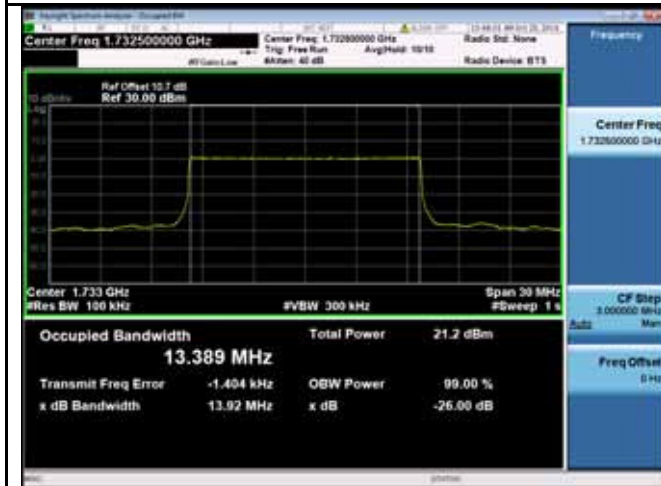




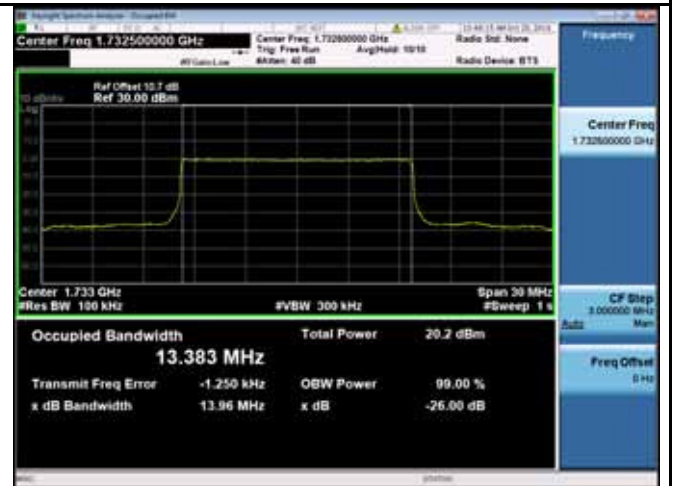
LTE band 4 - Low CH QPSK-15



LTE band 4 - Low CH 16QAM-15



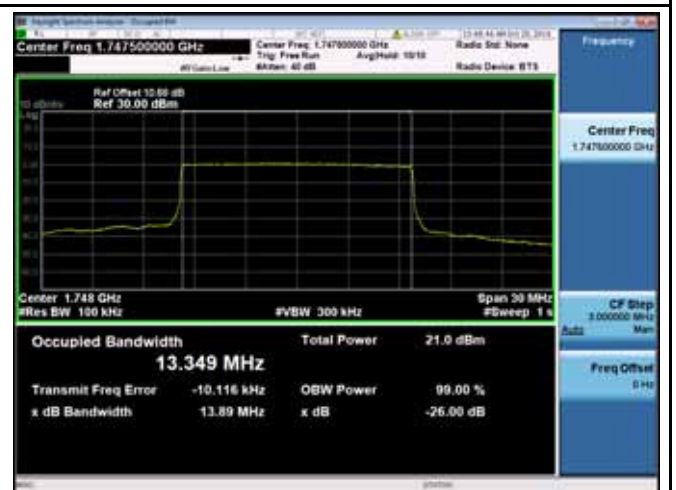
LTE band 4 - Middle CH QPSK-15



LTE band 4 - Middle CH 16QAM-15



LTE band 4 - High CH QPSK-15



LTE band 4 - High CH 16QAM-15



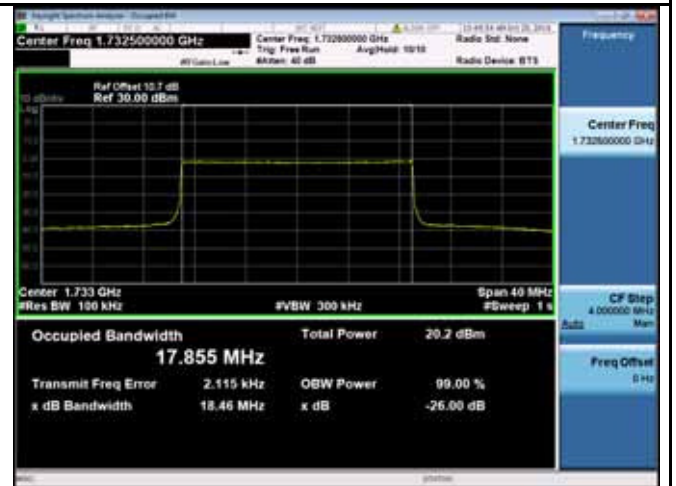
LTE band 4 - Low CH QPSK-20



LTE band 4 - Low CH 16QAM-20



LTE band 4 - Middle CH QPSK-20



LTE band 4 - Middle CH 16QAM-20



LTE band 4 - High CH QPSK-20



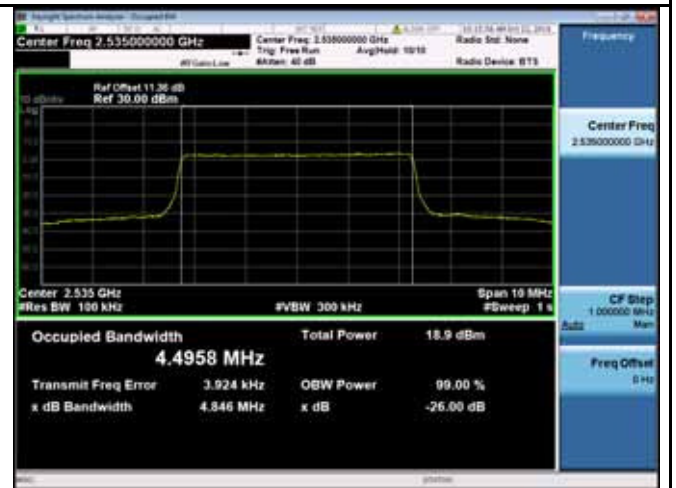
LTE band 4 - High CH 16QAM-20

LTE Band 7 (Part 27)



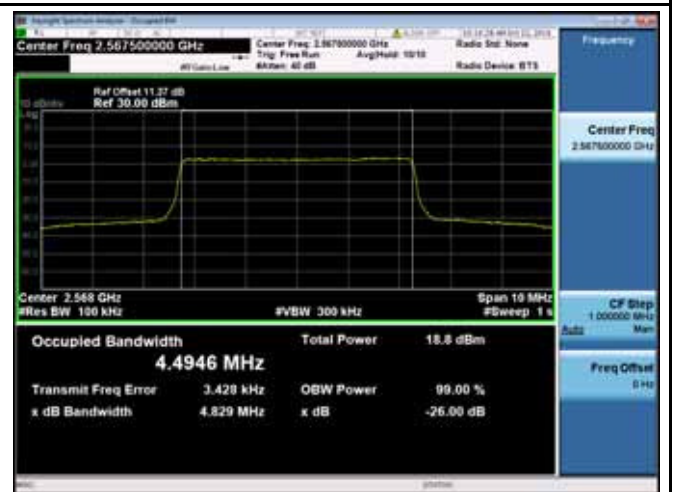
LTE band 7 - Low CH QPSK-5

LTE band 7 - Low CH 16QAM-5



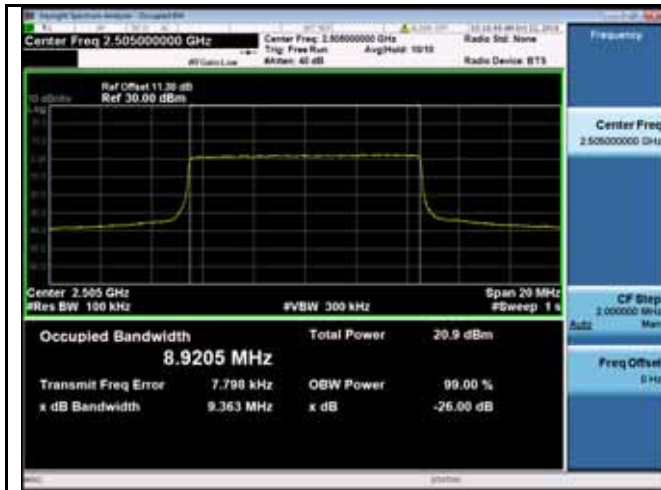
LTE band 7 - Middle CH QPSK-5

LTE band 7 - Middle CH 16QAM-5



LTE band 7 - High CH QPSK-5

LTE band 7 - High CH 16QAM-5



LTE band 7 - Low CH QPSK-10



LTE band 7 - Low CH 16QAM-10



LTE band 7 - Middle CH QPSK-10



LTE band 7 - Middle CH 16QAM-10



LTE band 7 - High CH QPSK-10



LTE band 7 - High CH 16QAM-10





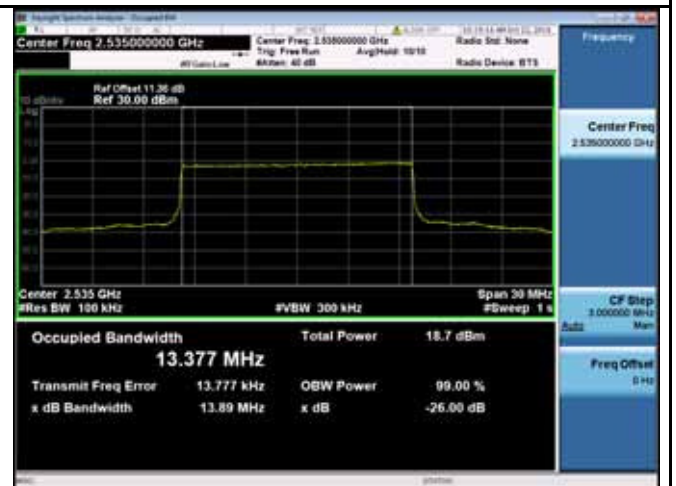
LTE band 7 - Low CH QPSK-15



LTE band 7 - Low CH 16QAM-15



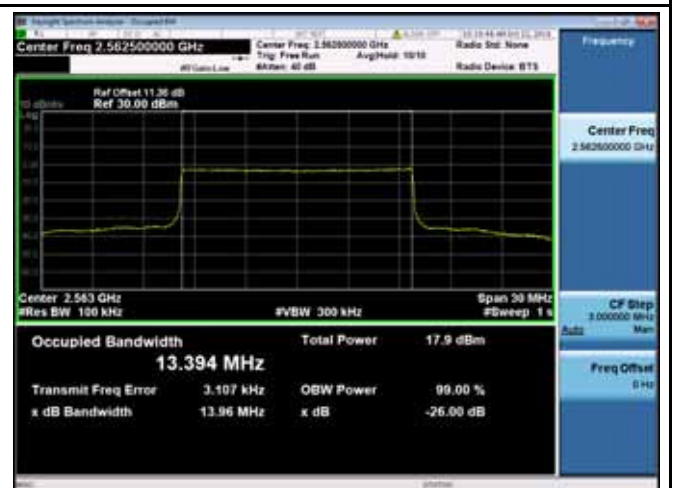
LTE band 7 - Middle CH QPSK-15



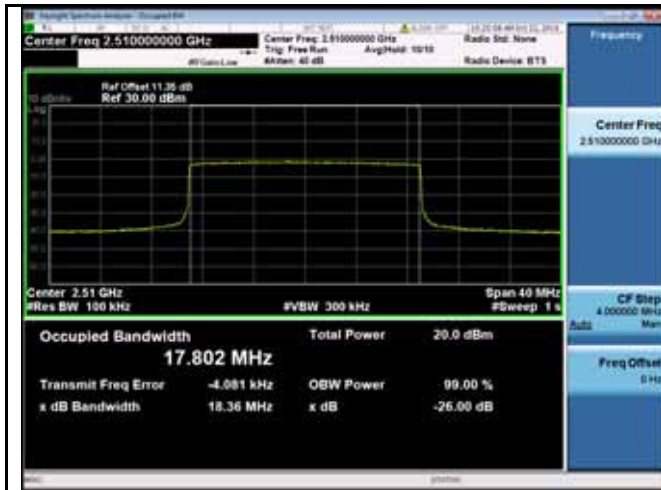
LTE band 7 - Middle CH 16QAM-15



LTE band 7 - High CH QPSK-15



LTE band 7 - High CH 16QAM-15



LTE band 7 - Low CH QPSK-20



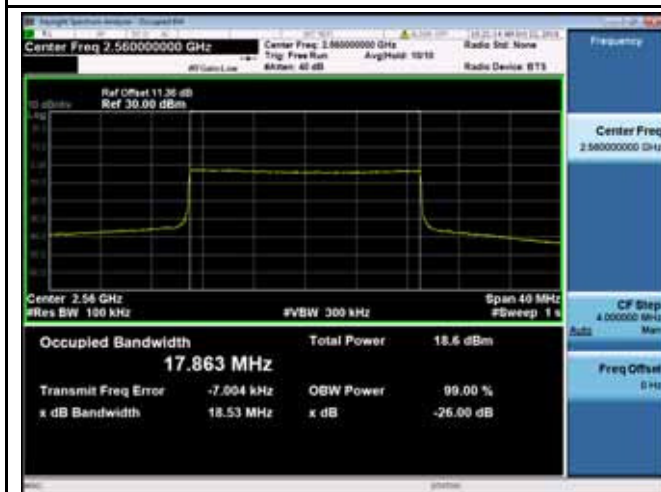
LTE band 7 - Low CH 16QAM-20



LTE band 7 - Middle CH QPSK-20



LTE band 7 - Middle CH 16QAM-20



LTE band 7 - High CH QPSK-20



LTE band 7 - High CH 16QAM-20

## **11 SPURIOUS EMISSIONS AT ANTENNA TERMINALS**

Test Requirement:	FCC Part 2.1051, 24.238(a), 27.53(h)
Test Method:	TIA/EIA-603-D:2010
Test Mode:	TX transmitting

### **11.1 EUT Operation**

Operating Environment :	
Temperature:	23.5 °C
Humidit	

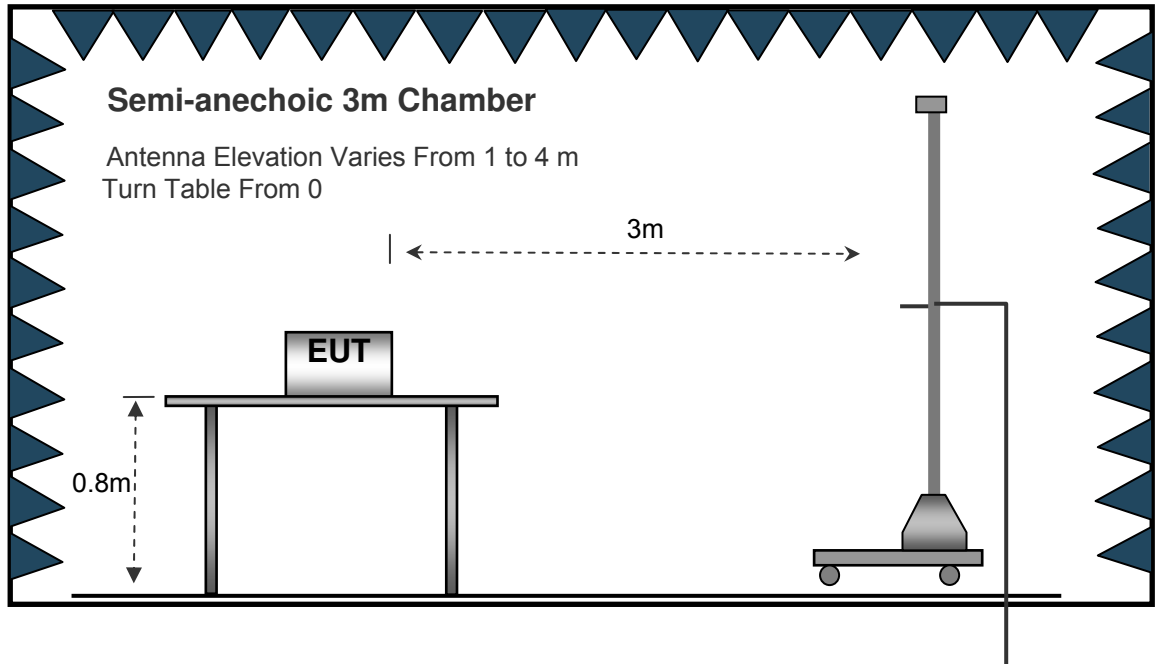
## 12 SPURIOUS RADIATED EMISSIONS

Test Requirement: FCC Part 2.1053,24.238, 27.53(h)  
Test Method: TIA/EIA-603-D:2010  
Test Mode: TX transmitting

### 12.1 EUT Operation

Operating Environment :  
Temperature: 23.5 °C  
Humidit

The test setup for emission measurement above 1 GHz.



### 12.3 Spectrum Analyzer Setup

30MHz ~ 1GHz

Sweep Speed ..... Auto  
 Detector ..... PK  
 Resolution Bandwidth..... 100kHz  
 Video Bandwidth..... 300kHz

Above 1GHz

Sweep Speed ..... Auto  
 Detector ..... PK  
 Resolution Bandwidth..... 1MHz  
 Video Bandwidth..... 3MHz  
 Detector ..... Ave.  
 Resolution Bandwidth..... 1MHz  
 Video Bandwidth..... 10Hz

## 12.4 Test Procedure

1. The EUT is placed on a turntable, which is 0.8m above ground plane.
2. The turntable shall be rotated for 360 degrees to determine the position of maximum emission level.
3. EUT is set 3m away from the receiving antenna, which is moved from 1m to 4m to find out the maximum emissions. The spectrum was investigated from 30MHz up to the tenth harmonic of the highest fundamental frequency.
4. Maximum procedure was performed on the six highest emissions to ensure EUT compliance.
5. And also, each emission was to be maximized by changing the polarization of receiving antenna both horizontal and vertical.
6. The radiation measurements are tested under 3-axes(X,Y,Z) position(X denotes lying on the table, Y denotes side stand and Z denotes vertical stand), After pre-test, It was found that the worse radiation emission was get at the Z position. So the data shown was the Z position only.
7. Remove the EUT and replace it with substitution antenna. A signal generator was connected to the substitution antenna by a non-radiating cable. The absolute levels of the spurious emissions were measured by the substitution.  
Spurious emissions in dB =  $10 \lg(\text{TXpwr in Watts}/0.001)$  – the absolute level  
Spurious attenuation limit in dB =  $43 + 10 \text{Log}10(\text{power out in Watts})$
8. Repeat above procedures until the measurements for all frequencies are completed.

## 12.5 Summary of Test Results

Remark: Test performed from 30MHz to 10<sup>th</sup> harmonics with low/middle/high channels and QPSK/16QAM modulation, only the worst data were recorded.

### LTE Band 2

Frequency	Receiver Reading	Turn table Angle	RX Antenna		Substituted			Absolute Level	Result	
			Height	Polar	SG Level	Cable	Antenna Gain		Limit	Margin
(MHz)	(dBμV)	Degree	(m)	(H/V)	(dBm)	(dB)	(dB)	(dBm)	(dBm)	(dB)
LTE BAND 2 Channel 18607										
210.35	47.64	164	2.0	H	-62.87	0.15	0.00	-63.02	-13.00	-50.02
210.35	36.26	114	1.4	V	-71.33	0.15	0.00	-71.48	-13.00	-58.48
3701.40	65.95	82	1.7	H	-45.59	2.37	12.50	-35.46	-13.00	-22.46
3701.40	59.98	242	1.2	V	-49.83	2.37	12.50	-39.70	-13.00	-26.70
5552.10	53.58	325	1.2	H	-56.03	2.86	12.90	-45.99	-13.00	-32.99
5552.10	44.73	313	1.7	V	-64.15	2.86	12.90	-54.11	-13.00	-41.11
LTE BAND 2 Channel 18900										
210.35	47.60	300	2.1	H	-62.91	0.15	0.00	-63.06	-13.00	-50.06
210.35	36.36	135	1.4	V	-71.23	0.15	0.00	-71.38	-13.00	-58.38
3760.00	59.45	111	1.9	H	-52.09	2.37	12.50	-41.96	-13.00	-28.96
3760.00	52.26	100	1.9	V	-57.55	2.37	12.50	-47.42	-13.00	-34.42
5640.00	46.60	323	1.2	H	-63.01	2.86	12.90	-52.97	-13.00	-39.97
5640.00	38.30	230	1.5	V	-70.58	2.86	12.90	-60.54	-13.00	-47.54
LTE BAND 2 Channel 19193										
210.35	47.33	137	1.6	H	-63.18	0.15	0.00	-63.33	-13.00	-50.33
210.35	35.92	13	2.0	V	-71.67	0.15	0.00	-71.82	-13.00	-58.82
3818.60	53.40	174	1.7	H	-57.45	2.37	12.60	-47.22	-13.00	-34.22
3818.60	44.40	89	1.4	V	-64.91	2.37	12.60	-54.68	-13.00	-41.68
5727.90	39.74	77	1.3	H	-69.61	2.86	12.90	-59.57	-13.00	-46.57
5727.90	31.04	24	2.0	V	-77.46	2.86	12.90	-67.42	-13.00	-54.42

## LTE Band 4

Frequency	Receiver Reading	Turn table Angle	RX Antenna		Substituted			Absolute Level	Result	
			Height	Polar	SG Level	Cable	Antenna Gain		Limit	Margin
(MHz)	(dBμV)	Degree	(m)	(H/V)	(dBm)	(dB)	(dB)	(dBm)	(dBm)	(dB)
LTE BAND 4 Channel 19957										
210.35	40.38	142	1.4	H	-70.13	0.15	0.00	-70.28	-13.00	-57.28
210.35	31.74	2	1.2	V	-75.85	0.15	0.00	-76.00	-13.00	-63.00
3421.40	65.95	14	1.5	H	-47.10	2.34	12.40	-37.04	-13.00	-24.04
3421.40	59.98	138	1.1	V	-51.17	2.34	12.40	-41.11	-13.00	-28.11
5132.10	53.58	325	1.3	H	-55.83	2.79	12.70	-45.92	-13.00	-32.92
5132.10	44.73	49	1.6	V	-64.04	2.79	12.70	-54.13	-13.00	-41.13
LTE BAND 4 Channel 20175										
210.35	39.68	339	1.6	H	-70.83	0.15	0.00	-70.98	-13.00	-57.98
210.35	32.08	212	1.6	V	-75.51	0.15	0.00	-75.66	-13.00	-62.66
3465.00	58.69	89	2.0	H	-54.36	2.37	12.50	-44.23	-13.00	-31.23
3465.00	52.58	90	1.1	V	-58.57	2.37	12.50	-48.44	-13.00	-35.44
5197.50	45.82	349	2.1	H	-63.59	2.79	12.70	-53.68	-13.00	-40.68
5197.50	38.16	251	1.1	V	-70.61	2.79	12.70	-60.70	-13.00	-47.70
LTE BAND 4 Channel 20393										
210.35	38.83	24	1.8	H	-71.68	0.15	0.00	-71.83	-13.00	-58.83
210.35	32.81	29	1.2	V	-74.78	0.15	0.00	-74.93	-13.00	-61.93
3508.60	52.35	6	1.4	H	-60.29	2.37	12.50	-50.16	-13.00	-37.16
3508.60	46.08	260	1.6	V	-64.65	2.37	12.50	-54.52	-13.00	-41.52
5262.90	38.99	115	1.0	H	-70.59	2.81	12.80	-60.60	-13.00	-47.60
5262.90	31.33	49	1.9	V	-77.47	2.81	12.80	-67.48	-13.00	-54.48



**LTE Band 7**

Frequency	Receiver Reading	Turn table Angle	RX Antenna		Substituted			Absolute Level	Result	
			Height	Polar	SG Level	Cable	Antenna Gain		Limit	Margin
(MHz)	(dBμV)	Degree	(m)	(H/V)	(dBm)	(dB)	(dB)	(dBm)	(dBm)	(dB)
<b>LTE BAND 7 Channel 20775</b>										
210.35	38.62	37	1.5	H	-71.89	0.15	0.00	-72.04	-13.00	-59.04
210.35	32.29	192	1.0	V	-75.30	0.15	0.00	-75.45	-13.00	-62.45
5005.00	65.95	271	1.3	H	-43.29	2.79	12.70	-33.38	-13.00	-20.38
5005.00	59.98	40	1.6	V	-48.79	2.79	12.70	-38.88	-13.00	-25.88
7507.50	53.58	349	1.2	H	-52.96	3.12	11.50	-44.58	-13.00	-31.58
7507.50	44.73	4	1.7	V	-60.70	3.12	11.50	-52.32	-13.00	-39.32
<b>LTE BAND 7 Channel 21100</b>										
210.35	37.97	266	2.1	H	-72.54	0.15	0.00	-72.69	-13.00	-59.69
210.35	31.58	241	2.1	V	-76.01	0.15	0.00	-76.16	-13.00	-63.16
5070.00	58.58	61	1.8	H	-50.66	2.37	12.50	-40.53	-13.00	-27.53
5070.00	53.56	8	1.5	V	-55.21	2.37	12.50	-45.08	-13.00	-32.08
7605.00	46.02	137	2.1	H	-60.52	3.12	11.50	-52.14	-13.00	-39.14
7605.00	37.47	213	2.0	V	-67.96	3.12	11.50	-59.58	-13.00	-46.58
<b>LTE BAND 7 Channel 21425</b>										
210.35	38.32	312	1.1	H	-72.19	0.15	0.00	-72.34	-13.00	-59.34
210.35	30.68	159	1.0	V	-76.91	0.15	0.00	-77.06	-13.00	-64.06
5135.00	52.20	234	1.7	H	-57.21	2.37	12.50	-47.08	-13.00	-34.08
5135.00	47.04	133	1.3	V	-61.73	2.37	12.50	-51.60	-13.00	-38.60
7702.50	39.50	258	2.0	H	-65.73	3.12	11.50	-57.35	-13.00	-44.35
7702.50	29.75	117	1.0	V	-75.14	3.12	11.50	-66.76	-13.00	-53.76

Note: 1) Absolute Level = SG Level - Cable loss + Antenna Gain

2) Margin = Limit- Absolute Level

## 13 Band Edge Measurement

Test Requirement: FCC Part 2.1051, 24.238(a), 27.53(h)  
Test Method: TIA/EIA-603-D:2010  
Test Mode: TX transmitting

### 13.1 EUT Operation

Operating Environment :  
Temperature: 23.5 °C  
Humidit

## 14 FREQUENCY STABILITY

Test Requirement:	FCC Part 2.1055, 24.235, 27.5(h),27.54
Test Method:	TIA/EIA-603-D:2010
Test Mode:	TX transmitting

### 14.1 EUT Operation

Operating Environment :	
Temperature:	22.9 °C
Humidit	

### 14.3 Test Result

LTE Band 2

Test Frequency:1880.0MHz QPSK 1.4MHz

Temperature  
(

LTE Band 2

Test Frequency: 1880.0MHz QPSK 3MHz

Temperature

(

LTE Band 2

Test Frequency: 1880.0MHz QPSK 5MHz

Temperature

(

LTE Band 2

Test Frequency:1880.0MHz QPSK 10MHz

Temperature

(

LTE Band 2

Test Frequency:1880.0MHz QPSK 15MHz

Temperature

(



LTE Band 2

Test Frequency: 1880.0MHz QPSK 20MHz

Temperature

(

LTE Band 4

Test Frequency:1732.5MHz QPSK 1.4MHz

Temperature

(

LTE Band 4

Test Frequency: 1732.5MHz QPSK 3MHz

Temperature

(

LTE Band 4

Test Frequency: 1732.5MHz QPSK 5MHz

Temperature

(

LTE Band 4

Test Frequency:1732.5MHz QPSK 10MHz

Temperature

(

LTE Band 4

Test Frequency:1732.5MHz QPSK 15MHz

Temperature

(

LTE Band 4

Test Frequency: 1732.5MHz QPSK 20MHz

Temperature

(

LTE Band 7

Test Frequency:2535MHz QPSK 5MHz

Temperature

(



LTE Band 7

Test Frequency:2535MHz QPSK 10MHz

Temperature

(

LTE Band 7

Test Frequency:2535MHz QPSK 15MHz

Temperature

(

LTE Band 7

Test Frequency:2535MHz QPSK 20MHz

Temperature

(

## **15 RF Exposure**

Remark: refer to SAR test report: WTS16S1062458E.

