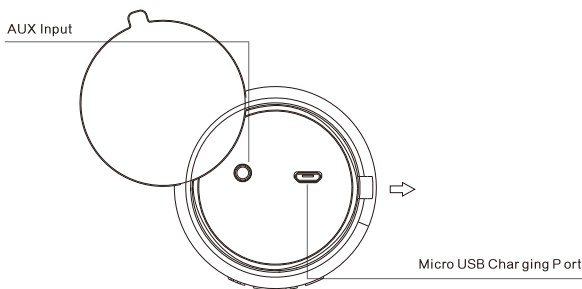
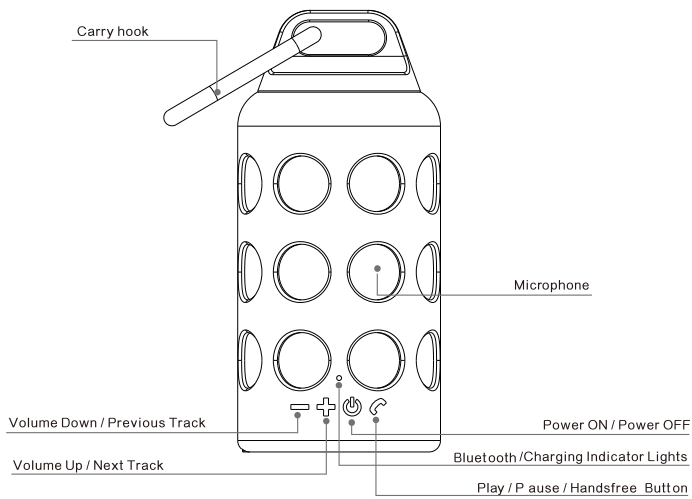


User Manual




1. Introduction

Thank you for purchasing the Bluetooth Speaker. This speaker will enable you to listen to the music on your mobile device via Bluetooth. It also has a built-in microphone so you can receive calls via a Bluetooth enabled mobile phone. Please read this manual before using the speaker and retain it for future reference.

2. Overview



3. Operation

- (i) Power ON - Press and hold the  button for 3 seconds, release the button after the speaker beeps.
- (ii) Power OFF - Press and hold the  button for 3 seconds, release the button after the speaker beeps.
- (iii) Play / Pause / Handsfree  button - Use to play or pause music and to answer or end calls
- (iv) Volume Up / Next Track - Press and hold the '+' button to increase the volume, the speaker will beep when the maximum

volume is reached

- Press and release the '+' button to skip to the next track


- (v) Volume Down / Previous Track - Press and hold the '-' button to decrease the volume, the speaker will beep when the minimum volume is reached

- Press and release the '-' button to skip to the previous track





- (vi) Bluetooth Indicator Lights - When the speaker is first turned on the two blue lights will flash slowly. After a few seconds the two blue lights will flash quickly, this means the speaker is searching for a Bluetooth signal. When the speaker is connected the blue lights will flash slowly again.

- (vii) Charging Indicator Light - While the battery is charging the light will on red - When the battery is fully charged the red light will go OFF. The recommended charging time is 4 hours

4. Pairing the speaker with a mobile phone

- (i) Press and hold the  button for 3 seconds to turn the speaker ON. The Bluetooth indicator lights will flash slowly, after a few seconds they will flash quickly. This means the speaker is searching for a Bluetooth signal.
- (ii) If pairing is successful the Bluetooth indicator lights will flash slowly again. You can now play music through the speaker.
- (iii) If the speaker turns itself off after 15 minutes, it has been unable to find your Bluetooth device.

5. Using the speaker to answer calls

- (i) When there is an incoming call the speaker will pause the music you are playing. Once the call has ended music will resume.
- (ii) To answer the call press the  button
- (iii) To reject the call press and hold the  button
- (iv) To end the call press the  button
- (v) To redial the last incoming call press the button  twice

6. Playing music without a Bluetooth connection

- (i) Connect the speaker to the mobile phone using the 3.5mm audio cable included in the box
- (ii) Power on the speaker
- (iii) Use the control functions on your phone to play the music and control the volume

7. Troubleshooting

- (i) **Bluetooth speaker cannot be turned on**
 - Make sure the speaker is fully charged
- (ii) **Cannot pair with a Bluetooth device**
 - Ensure the speaker is in pairing mode, the two Bluetooth indicator lights will be flashing blue
 - Ensure the Bluetooth is enabled on your Bluetooth device
 - Your device may be out of range, try moving it closer to the speaker
 - Turn the device OFF and then turn it back ON and connect the speaker again
 - If possible, turn OFF all other nearby Bluetooth devices or disable their Bluetooth functionality
- (iii) **No Sound**
 - Ensure the correct device is connected to the speaker and it is playing music
 - Ensure the speaker is not muted and that the speaker volume is turned up
 - Turn up the volume on your device
 - Your device may be out of range, try moving it closer to the speaker
 - Move your device away from anything that generates electromagnetic interference, for example another Bluetooth device, cordless phone, microwave oven or wireless router

8. Safety Information

- (i) Pressing the button will stop the music
- (i) Do not take the speaker apart
- (ii) Children should only use the speaker under adult supervision
- (iii) Do not drop the speaker
- (iv) Keep the speaker away from liquids
- (v) Keep the speaker at room temperature
- (vi) Do not block the areas around the speaker mesh

Specifications

Item Number: SC-22
Bluetooth: Bk 4.1
Battery: 1200mAh /18650
Input: DC 5.0V
Charging time: 4 hours
Speaker output: 5W x 1
Range: 10m
Operating temperature: 0° - 45°C
Signal to noise ratio S/N: ≥80dB
Frequency range: 180Hz - 20KHz
Distortion THD: ≤1%
Transducers: 1 x 45mm full frequency

Included in the box

Bluetooth Speaker
Carry hook
3.5mm Audio Cable
Micro USB Charging Cable
User Manual

FCC Warning:

This equipment has been tested and found to comply with the limits for a Class B digital device, pursuant to part 15 of the FCC Rules. These limits are designed to provide reasonable protection against harmful interference in a residential installation. This equipment generates, uses and can radiate radio frequency energy and, if not installed and used in accordance with the instructions, may cause harmful interference to radio communications. However, there is no guarantee that interference will not occur in a particular installation. If this equipment does cause harmful interference to radio or television reception, which can be determined by turning the equipment off and on, the user is encouraged to try to correct the interference by one or more of the following measures:

- o Reorient or relocate the receiving antenna.
- o Increase the separation between the equipment and receiver.
- o Connect the equipment into an outlet on a circuit different from that to which the receiver is connected.
- o Consult the dealer or an experienced radio/TV technician for help.

Caution: Any changes or modifications to this device not explicitly approved by manufacturer could void your authority to operate this equipment.

This device complies with part 15 of the FCC Rules. Operation is subject to the following two conditions: (1) This device may not cause harmful interference, and (2) this device must accept any interference received, including interference that may cause undesired operation.

The device has been evaluated to meet general RF exposure requirement. The device can be used in portable exposure condition without restriction.

Item No: SC-22

