




1. TEST SETUP PHOTOS




Photograph of the depth in the Head Phantom (835MHz, 15.2cm depth)




Photograph of the depth in the Body Phantom (835MHz, 15.3cm depth)




Photograph of the depth in the Head Phantom (1900MHz, 15.1cm depth)




Photograph of the depth in the Body Phantom (1900MHz, 15.3cm depth)




Photograph of the depth in the Head Phantom (2450MHz, 15.2cm depth)




Photograph of the depth in the Body Phantom (2450MHz, 15.4cm depth)




Left Hand Cheek Position



Left Hand Tilt 15 Degree Position



Right Hand Cheek Position



Right Hand Tilt 15 Degree Position



Test Position 1 - Body-worn, the rear side of the EUT towards phantom (The distance was 0mm)



Test Position 2 - Body-worn, the left side of the EUT towards ground (The distance was 0mm)



Test Position 3 - Body-worn, the right side of the EUT towards ground (The distance was 0mm)



Test Position 4 - Body-worn, the top side of the EUT towards ground (The distance was 0mm)



Test Position 5 - Body-worn, the bottom side of the EUT towards ground (The distance was 0mm)

2. EXTERNAL PHOTOS OF THE EUT

