


RF TEST REPORT



Report No.: 17070190-FCC-R5

Supersede Report No.: N/A

Applicant	AOC	
Product Name	Tablet PC	
Model No.	A831L	
Serial No.	N/A	
Test Standard	FCC Part 22(H):2016, FCC Part 24(E):2016, FCC Part 27: 2016; ANSI/TIA-603-D: 2010	
Test Date	March 10 to April 04, 2017	
Issue Date	April 05, 2017	
Test Result	<input checked="" type="checkbox"/> Pass <input type="checkbox"/> Fail	
Equipment complied with the specification	<input checked="" type="checkbox"/>	
Equipment did not comply with the specification	<input type="checkbox"/>	
		
Loren Luo Test Engineer	David Huang Checked By	
This test report may be reproduced in full only Test result presented in this test report is applicable to the tested sample only		

Issued by:

SIEMIC (SHENZHEN-CHINA) LABORATORIES

Zone A, Floor 1, Building 2 Wan Ye Long Technology Park

South Side of Zhoushi Road, Bao' an District, Shenzhen, Guangdong China 518108

Phone: +86 0755 2601 4629801 Email: China@siemic.com.cn

Laboratories Introduction

SIEMIC, headquartered in the heart of Silicon Valley, with superior facilities in US and Asia, is one of the leading independent testing and certification facilities providing customers with one-stop shop services for Compliance Testing and Global Certifications.



In addition to testing and certification, SIEMIC provides initial design reviews and compliance management throughout a project. Our extensive experience with China, Asia Pacific, North America, European, and International compliance requirements, assures the fastest, most cost effective way to attain regulatory compliance for the global markets.

Accreditations for Conformity Assessment

Country/Region	Scope
USA	EMC, RF/Wireless, SAR, Telecom
Canada	EMC, RF/Wireless, SAR, Telecom
Taiwan	EMC, RF, Telecom, SAR, Safety
Hong Kong	RF/Wireless, SAR, Telecom
Australia	EMC, RF, Telecom, SAR, Safety
Korea	EMI, EMS, RF, SAR, Telecom, Safety
Japan	EMI, RF/Wireless, SAR, Telecom
Singapore	EMC, RF, SAR, Telecom
Europe	EMC, RF, SAR, Telecom, Safety

Test Report	17070190-FCC-R5
Page	3 of 121

This page has been left blank intentionally.

CONTENTS

1. REPORT REVISION HISTORY	5
2. CUSTOMER INFORMATION	5
3. TEST SITE INFORMATION	5
4. EQUIPMENT UNDER TEST (EUT) INFORMATION	6
5. TEST SUMMARY	8
6. MEASUREMENTS, EXAMINATION AND DERIVED RESULTS	9
6.1 RF EXPOSURE (SAR).....	9
6.2 RF OUTPUT POWER.....	10
6.3 PEAK-AVERAGE RATIO.....	38
6.4 OCCUPIED BANDWIDTH.....	42
6.5 SPURIOUS EMISSIONS AT ANTENNA TERMINALS.....	67
6.6 SPURIOUS RADIATED EMISSIONS.....	72
6.7 BAND EDGE.....	78
6.8 BAND EDGE 27.53(M).....	94
6.9 FREQUENCY STABILITY	100
ANNEX A. TEST INSTRUMENT.....	104
ANNEX B. EUT AND TEST SETUP PHOTOGRAPHS.....	106
ANNEX C. TEST SETUP AND SUPPORTING EQUIPMENT.....	117
ANNEX C.II. EUT OPERATING CONKITIONS.....	119
ANNEX D. USER MANUAL / BLOCK DIAGRAM / SCHEMATICS / PARTLIST.....	120
ANNEX E. DECLARATION OF SIMILARITY.....	121

1. Report Revision History

Report No.	Report Version	Description	Issue Date
17070190-FCC-R5	NONE	Original	April 05, 2017

2. Customer information

Applicant Name	AOC
Applicant Add	14F-5, NO.258, Liancheng Rd., Zhonghe Dist., New Taipei City, Taiwan
Manufacturer	China Great Wall Computer Shenzhen Co., Ltd
Manufacturer Add	No.Great wall Computer Industrial Park,Bao Shi East Road,Bao' an Bistrict,Shenzhen,P.R.China

3. Test site information

Lab performing tests	SIEMIC (Shenzhen-China) LABORATORIES
Lab Address	Zone A, Floor 1, Building 2 Wan Ye Long Technology Park South Side of Zhoushi Road, Bao' an District, Shenzhen, Guangdong China 518108
FCC Test Site No.	718246
IC Test Site No.	4842E-1
Test Software	Radiated Emission Program-To Shenzhen v2.0

4. Equipment under Test (EUT) Information

Description of EUT:	Tablet PC
Main Model:	A831L
Serial Model:	N/A
Date EUT received:	March 10, 2017
Test Date(s):	March 10 to April 04, 2017
Equipment Category :	PCE
Antenna Gain:	GSM850: -0.7dBi PCS1900: -0.8dBi UMTS-FDD Band V: -0.7dBi UMTS-FDD Band II: -0.8dBi LTE Band II: -0.8dBi LTE Band IV: -0.7dBi LTE Band VII: -1dBi LTE Band XVII: -0.7dBi WIFI: 1.18dBi Bluetooth/BLE: 1.18dBi GPS: 0.22dBi
Antenna Type:	PIFA antenna
Type of Modulation:	GSM / GPRS: GMSK EGPRS: GMSK,8PSK UMTS-FDD: QPSK LTE Band: QPSK, 16QAM 802.11b/g/n: DSSS, OFDM Bluetooth: GFSK, π /4DQPSK, 8DPSK BLE: GFSK GPS: BPSK

	GSM850 TX: 824.2 ~ 848.8 MHz; RX: 869.2 ~ 893.8 MHz
	PCS1900 TX: 1850.2 ~ 1909.8 MHz; RX: 1930.2 ~ 1989.8 MHz
	UMTS-FDD Band V TX: 826.4 ~ 846.6 MHz; RX: 871.4 ~ 891.6 MHz
	UMTS-FDD Band II TX:1852.4 ~ 1907.6 MHz;
	RX: 1932.4 ~ 1987.6 MHz
	LTE Band II TX: 1850.7~ 1909.3 MHz; RX : 1930.7 ~ 1989.3 MHz
RF Operating Frequency (ies):	LTE Band IV TX: 1710.7 ~ 1754.3 MHz; RX : 2110.7 ~ 2154.3 MHz
	LTE Band VII TX: 2502.5 ~ 2567.5 MHz; RX : 2622.5 ~ 2687.5 MHz
	LTE Band XVII TX: 706.5 ~ 713.5 MHz; RX : 736.5 ~ 743.5 MHz
	WIFI: 802.11b/g/n(20M): 2412-2462 MHz
	WIFI: 802.11n(40M): 2422-2452 MHz
	Bluetooth& BLE: 2402-2480 MHz
	GPS: 1575.42 MHz
	LTE band II: 23.07 dBm
Maximum Conducted	LTE band IV: 23.31 dBm
AV Power to Antenna:	LTE band VII: 23.18 dBm
	LTE band XVII: 22.64 dBm
	LTE band II: 22.24 dBm / EIRP
ERP/EIRP:	LTE band IV: 22.61 dBm / EIRP
	LTE band VII: 22.14 dBm / EIRP
	LTE band XVII: 19.76 dBm / ERP
Port:	USB Port, Earphone Port
	Adapter:
	Model: SC/10WA050200US
Input Power:	Input: AC100-240V~50/60Hz,0.5A
	Output: DC 5.0V,2A
	Battery:
	Spec: 3.8V,19Wh,5000mAh
Trade Name :	AOC
GPRS/EGPRS Multi-slot class	8/10/12
FCC ID:	2AEB5-A831L

5. Test Summary

The product was tested in accordance with the following specifications.

All testing has been performed according to below product classification:

FCC Rules	Description of Test	Result
§ 1.1307; § 2.1093	RF Exposure (SAR)	Compliance
§2.1046; § 22.913(a); § 24.232(c); § 27.50(c.10); § 27.50(d.4)	RF Output Power	Compliance
§ 24.232 (d); § 27.50(d)	Peak-Average Ratio	Compliance
§ 2.1049; § 22.905; § 22.917; § 24.238; § 27.53(a.5)	99% & -26 dB Occupied Bandwidth	Compliance
§ 2.1051; § 22.917(a); § 24.238(a); § 27.53(h)	Spurious Emissions at Antenna Terminal	Compliance
§ 2.1053; § 22.917(a); § 24.238(a); § 27.53(h)	Field Strength of Spurious Radiation	Compliance
§ 22.917(a); § 24.238(a);	Out of band emission, Band Edge	Compliance
§ 27.53(m)	Band Edge 27.53(m)	Compliance
§ 2.1055; § 22.355; § 24.235; § 27.5(h); § 27.54	Frequency stability vs. temperature Frequency stability vs. voltage	Compliance

Note: Testing was performed by configuring EUT to maximum output power status, the declared output power class for different

Measurement Uncertainty

Emissions		
Test Item	Description	Uncertainty
Band Edge and Radiated Spurious Emissions	Confidence level of approximately 95% (in the case where distributions are normal), with a coverage factor of 2 (for EUTs < 0.5m X 0.5m X 0.5m)	+5.6dB/-4.5dB
-	-	-

6. MEASUREMENTS, EXAMINATION AND DERIVED RESULTS

6.1 RF Exposure (SAR)

Test Result: Pass

The EUT is a portable device, thus requires SAR evaluation;

Please refer to RF Exposure Evaluation Report: 17070190-FCC-H.

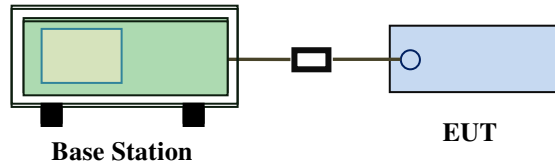
6.2 RF Output Power

Temperature	22°C
Relative Humidity	53%
Atmospheric Pressure	1010mbar
Test date :	March 13, 2017
Tested By :	Loren Luo

Requirement(s):

Spec	Item	Requirement	Applicable
§22.913 (a)	a)	ERP:38.45dBm	<input checked="" type="checkbox"/>
§24.232 (c)	b)	EIRP:33dBm	<input checked="" type="checkbox"/>
§27.50 (c)	c)	EIRP: 30dBm	<input checked="" type="checkbox"/>

Test Setup



Test Procedure

For Conducted Power:

- The transmitter output port was connected to base station.
- Set EUT at maximum power through base station.
- Select lowest, middle, and highest channels for each band and different test mode.

For ERP/EIRP:

- The transmitter was placed on a wooden turntable, and it was transmitting into a non-radiating load which was also placed on the turntable.
- The measurement antenna was placed at a distance of 3 meters from the EUT. During the tests, the antenna height and polarization as well as EUT azimuth were varied in order to identify the maximum level of emissions from the EUT. The test was performed by placing the EUT on 3-orthogonal axis.
- The frequency range up to tenth harmonic of the fundamental frequency was investigated.

	<ul style="list-style-type: none"> - Remove the EUT and replace it with substitution antenna. A signal generator was connected to the substitution antenna by a non-radiating cable. The absolute levels of the spurious emissions were measured by the substitution. - Spurious emissions in dB = 10 log (TX power in Watts/0.001) – the absolute level - Spurious attenuation limit in dB = 43 + 10 Log10 (power out in Watts).
Remark	
Result	<input checked="" type="checkbox"/> Pass <input type="checkbox"/> Fail

Test Data Yes N/A
 Test Plot Yes (See below) N/A

Conducted Power

LTE Band II:

BW (MHz)	Ch	Freq. (MHz)	Mode	UL RB Allocation	UL RB Offset	MPR	Average power (dBm)	Tune up Power tolerant
20MHz	18700	1860.0	QPSK	1	0	0	22.41	22 ± 1
				1	49	0	22.37	22 ± 1
				1	99	0	22.40	22 ± 1
				50	0	1	21.42	22 ± 1
				50	24	1	21.45	22 ± 1
				50	49	1	21.46	22 ± 1
			100	0	1	21.76	22 ± 1	
			16QAM	1	0	1	21.87	21.5 ± 1
				1	49	1	21.80	21.5 ± 1
				1	99	1	21.82	21.5 ± 1
				50	0	2	21.05	21.5 ± 1
				50	24	2	21.11	21.5 ± 1
	50	49		2	21.13	21.5 ± 1		
	18900	1880.0	QPSK	1	0	0	22.95	22.5 ± 1
				1	49	0	22.96	22.5 ± 1
				1	99	0	22.89	22.5 ± 1
				50	0	1	21.87	22.5 ± 1
				50	24	1	21.86	22.5 ± 1
				50	49	1	21.89	22.5 ± 1
			100	0	1	21.83	22.5 ± 1	
			16QAM	1	0	1	22.36	21.3 ± 1
				1	49	1	21.32	21.3 ± 1
				1	99	1	21.31	21.3 ± 1
				50	0	2	20.16	21.3 ± 1
50				24	2	21.11	21.3 ± 1	
50	49	2		21.20	21.3 ± 1			
19100	1900.0	QPSK	1	0	0	22.61	22 ± 1	
			1	49	0	22.65	22 ± 1	
			1	99	0	22.68	22 ± 1	
			50	0	1	21.88	22 ± 1	
			50	24	1	21.83	22 ± 1	
			50	49	1	21.90	22 ± 1	
		100	0	1	21.93	22 ± 1		
		16QAM	1	0	1	21.75	21.3 ± 1	
			1	49	1	21.72	21.3 ± 1	
			1	99	1	21.73	21.3 ± 1	
			50	0	2	21.35	21.3 ± 1	
			50	24	2	21.39	21.3 ± 1	
50	49		2	21.40	21.3 ± 1			
100	0	2	20.94	21.3 ± 1				

BW (MHz)	Ch	Freq. (MHz)	Mode	UL RB Allocation	UL RB Offset	MPR	Average power (dBm)	Tune up Power tolerant
15MHz	18675	1857.5	QPSK	1	0	0	22.25	22 ± 1
				1	37	0	22.28	22 ± 1
				1	74	0	22.27	22 ± 1
				36	0	1	21.38	22 ± 1
				36	16	1	21.35	22 ± 1
				36	35	1	21.36	22 ± 1
				75	0	1	21.53	22 ± 1
			16QAM	1	0	1	21.93	21.3 ± 1
				1	37	1	21.95	21.3 ± 1
				1	74	1	21.99	21.3 ± 1
				36	0	2	21.03	21.3 ± 1
				36	16	2	21.08	21.3 ± 1
				36	35	2	21.16	21.3 ± 1
				75	0	2	20.62	21.3 ± 1
	18900	1880.0	QPSK	1	0	0	22.98	22.5 ± 1
				1	37	0	22.93	22.5 ± 1
				1	74	0	22.98	22.5 ± 1
				36	0	1	21.90	22.5 ± 1
				36	16	1	21.92	22.5 ± 1
				36	35	1	21.94	22.5 ± 1
				75	0	1	21.90	22.5 ± 1
			16QAM	1	0	1	21.77	21.3 ± 1
				1	37	1	21.76	21.3 ± 1
				1	74	1	21.79	21.3 ± 1
				36	0	2	20.95	21.3 ± 1
				36	16	2	20.92	21.3 ± 1
				36	35	2	20.96	21.3 ± 1
				75	0	2	20.86	21.3 ± 1
	19125	1902.5	QPSK	1	0	0	22.25	22.5 ± 1
				1	37	0	22.23	22.5 ± 1
1				74	0	22.26	22.5 ± 1	
36				0	1	21.88	22.5 ± 1	
36				16	1	21.81	22.5 ± 1	
36				35	1	21.87	22.5 ± 1	
75				0	1	22.11	22.5 ± 1	
16QAM			1	0	1	21.65	21.3 ± 1	
			1	37	1	21.63	21.3 ± 1	
			1	74	1	21.67	21.3 ± 1	
			36	0	2	21.35	21.3 ± 1	
			36	16	2	21.40	21.3 ± 1	
			36	35	2	21.32	21.3 ± 1	
			75	0	2	21.02	21.3 ± 1	

BW (MHz)	Ch	Freq. (MHz)	Mode	UL RB Allocation	UL RB Offset	MPR	Average power (dBm)	Tune up Power tolerant
10MHz	18650	1855	QPSK	1	0	0	22.02	21.3±1
				1	24	0	22.09	21.3±1
				1	49	0	22.01	21.3±1
				25	0	1	21.36	21.3±1
				25	12	1	21.37	21.3±1
				25	24	1	21.39	21.3±1
				50	0	1	21.29	21.3±1
			16QAM	1	0	1	21.71	21.3±1
				1	24	1	21.80	21.3±1
				1	49	1	21.75	21.3±1
				25	0	2	20.96	21.3±1
				25	12	2	20.95	21.3±1
				25	24	2	20.99	21.3±1
				50	0	2	20.44	21.3±1
	18900	1880.0	QPSK	1	0	0	22.96	22.5±1
				1	24	0	22.99	22.5±1
				1	49	0	22.95	22.5±1
				25	0	1	21.85	22.5±1
				25	12	1	21.83	22.5±1
				25	24	1	21.81	22.5±1
				50	0	1	21.83	22.5±1
			16QAM	1	0	1	21.79	21.3±1
				1	24	1	21.77	21.3±1
				1	49	1	21.71	21.3±1
				25	0	2	21.06	21.3±1
				25	12	2	21.03	21.3±1
				25	24	2	21.09	21.3±1
				50	0	2	20.80	21.3±1
	19150	1905	QPSK	1	0	0	22.63	22.5±1
				1	24	0	22.70	22.5±1
1				49	0	22.65	22.5±1	
25				0	1	21.98	22.5±1	
25				12	1	21.91	22.5±1	
25				24	1	21.94	22.5±1	
50				0	1	22.00	22.5±1	
16QAM			1	0	1	21.74	21.3±1	
			1	24	1	21.78	21.3±1	
			1	49	1	21.75	21.3±1	
			25	0	2	21.10	21.3±1	
			25	12	2	21.04	21.3±1	
			25	24	2	21.03	21.3±1	
			50	0	2	21.00	21.3±1	

BW (MHz)	Ch	Freq. (MHz)	Mode	UL RB Allocation	UL RB Offset	MPR	Average power (dBm)	Tune up Power tolerant
5MHz	18625	1852.5	QPSK	1	0	0	22.76	22 ± 1
				1	12	0	22.80	22 ± 1
				1	24	0	22.72	22 ± 1
				12	0	1	21.56	22 ± 1
				12	6	1	21.55	22 ± 1
				12	11	1	21.53	22 ± 1
				25	0	1	21.42	22 ± 1
			16QAM	1	0	1	21.83	21.3 ± 1
				1	12	1	21.88	21.3 ± 1
				1	24	1	21.87	21.3 ± 1
				12	0	2	20.65	21.3 ± 1
				12	6	2	20.63	21.3 ± 1
				12	11	2	20.65	21.3 ± 1
				25	0	2	20.60	21.3 ± 1
	18900	1880.0	QPSK	1	0	0	22.98	22.3 ± 1
				1	12	0	23.02	22.3 ± 1
				1	24	0	22.93	22.3 ± 1
				12	0	1	21.88	22.3 ± 1
				12	6	1	21.85	22.3 ± 1
				12	11	1	21.83	22.3 ± 1
				25	0	1	21.81	22.3 ± 1
			16QAM	1	0	1	21.92	21.3 ± 1
				1	12	1	21.96	21.3 ± 1
				1	24	1	21.99	21.3 ± 1
				12	0	2	20.86	21.3 ± 1
				12	6	2	20.83	21.3 ± 1
				12	11	2	20.88	21.3 ± 1
25				0	2	20.80	21.3 ± 1	
19175	1907.5	QPSK	1	0	0	23.07	22.5 ± 1	
			1	12	0	23.02	22.5 ± 1	
			1	24	0	23.04	22.5 ± 1	
			12	0	1	22.04	22.5 ± 1	
			12	6	1	22.09	22.5 ± 1	
			12	11	1	22.03	22.5 ± 1	
			25	0	1	21.97	22.5 ± 1	
		16QAM	1	0	1	22.22	21.5 ± 1	
			1	12	1	22.21	21.5 ± 1	
			1	24	1	22.28	21.5 ± 1	
			12	0	2	21.05	21.5 ± 1	
			12	6	2	21.02	21.5 ± 1	
			12	11	2	21.10	21.5 ± 1	
			25	0	2	20.93	21.5 ± 1	

BW (MHz)	Ch	Freq. (MHz)	Mode	UL RB Allocation	UL RB Offset	MPR	Average power (dBm)	Tune up Power tolerant
3MHz	18625	1852.5	QPSK	1	0	0	22.67	22.3±1
				1	7	0	22.66	22.3±1
				1	14	0	22.64	22.3±1
				8	0	1	21.85	22.3±1
				8	4	1	21.88	22.3±1
				8	7	1	21.89	22.3±1
				15	0	1	21.84	22.3±1
			16QAM	1	0	1	22.38	22±1
				1	7	1	22.31	22±1
				1	14	1	22.37	22±1
				8	0	2	20.98	22±1
				8	4	2	21.03	22±1
				8	7	2	21.06	22±1
				15	0	2	21.11	22±1
	18900	1880.0	QPSK	1	0	0	22.80	22.5±1
				1	7	0	22.88	22.5±1
				1	14	0	22.83	22.5±1
				8	0	1	21.77	22.5±1
				8	4	1	21.78	22.5±1
				8	7	1	21.75	22.5±1
				15	0	1	21.79	22.5±1
			16QAM	1	0	1	21.61	21.3±1
				1	7	1	21.66	21.3±1
				1	14	1	21.61	21.3±1
				8	0	2	20.71	21.3±1
				8	4	2	20.78	21.3±1
				8	7	2	20.75	21.3±1
				15	0	2	20.74	21.3±1
	19175	1907.5	QPSK	1	0	0	22.98	22.5±1
				1	7	0	22.93	22.5±1
1				14	0	22.99	22.5±1	
8				0	1	21.94	22.5±1	
8				4	1	21.98	22.5±1	
8				7	1	21.91	22.5±1	
15				0	1	21.92	22.5±1	
16QAM			1	0	1	21.89	21.3±1	
			1	7	1	21.83	21.3±1	
			1	14	1	21.86	21.3±1	
			8	0	2	20.76	21.3±1	
			8	4	2	20.80	21.3±1	
			8	7	2	20.77	21.3±1	
			15	0	2	20.89	21.3±1	

BW (MHz)	Ch	Freq. (MHz)	Mode	UL RB Allocation	UL RB Offset	MPR	Average power (dBm)	Tune up Power tolerant
1.4MHz	18607	1850.7	QPSK	1	0	0	22.87	22.5±1
				1	2	0	22.88	22.5±1
				1	5	0	22.86	22.5±1
				3	0	0	22.98	22.5±1
				3	1	0	22.99	22.5±1
				3	2	0	22.95	22.5±1
			6	0	1	21.99	22.5±1	
			16QAM	1	0	1	21.62	21.3±1
				1	2	1	21.63	21.3±1
				1	5	1	21.65	21.3±1
				3	0	1	21.05	21.3±1
				3	1	1	21.03	21.3±1
	3	2		1	21.13	21.3±1		
	6	0	2	20.93	21.3±1			
	18900	1880.0	QPSK	1	0	0	22.79	22.3±1
				1	2	0	22.62	22.3±1
				1	5	0	22.74	22.3±1
				3	0	0	22.86	22.3±1
				3	1	0	22.76	22.3±1
				3	2	0	22.79	22.3±1
			6	0	1	21.77	22.3±1	
			16QAM	1	0	1	21.62	21.3±1
				1	2	1	21.59	21.3±1
				1	5	1	21.67	21.3±1
				3	0	1	21.05	21.3±1
				3	1	1	20.98	21.3±1
	3	2		1	20.97	21.3±1		
	6	0	2	20.72	21.3±1			
	19193	1909.3	QPSK	1	0	0	22.95	22.3±1
				1	2	0	22.91	22.3±1
1				5	0	22.90	22.3±1	
3				0	0	22.89	22.3±1	
3				1	0	22.84	22.3±1	
3				2	0	22.85	22.3±1	
6			0	1	21.90	22.3±1		
16QAM			1	0	1	21.84	21.3±1	
			1	2	1	21.85	21.3±1	
			1	5	1	21.82	21.3±1	
			3	0	1	21.03	21.3±1	
			3	1	1	21.01	21.3±1	
	3	2	1	21.05	21.3±1			
6	0	2	20.72	21.3±1				

LTE band IV:

BW (MHz)	Ch	Freq. (MHz)	Mode	UL RB Allocation	UL RB Offset	MPR	Average power (dBm)	Tune up Power tolerant
20MHz	20050	1720.0	QPSK	1	0	0	23.20	22.5±1
				1	49	0	23.17	22.5±1
				1	99	0	23.15	22.5±1
				50	0	1	22.28	22.5±1
				50	24	1	22.13	22.5±1
				50	49	1	22.16	22.5±1
				100	0	1	22.27	22.5±1
			16QAM	1	0	1	22.50	22±1
				1	49	1	22.59	22±1
				1	99	1	22.23	22±1
				50	0	2	21.30	22±1
				50	24	2	21.32	22±1
				50	49	2	21.31	22±1
				100	0	2	21.28	22±1
	20175	1732.5	QPSK	1	0	0	23.22	23±1
				1	49	0	23.21	23±1
				1	99	0	23.14	23±1
				50	0	1	22.25	23±1
				50	24	1	22.13	23±1
				50	49	1	22.12	23±1
				100	0	1	22.19	23±1
			16QAM	1	0	1	22.65	22±1
				1	49	1	22.63	22±1
				1	99	1	22.69	22±1
				50	0	2	21.19	22±1
				50	24	2	21.15	22±1
				50	49	2	21.13	22±1
				100	0	2	21.21	22±1
	20300	1745.0	QPSK	1	0	0	23.31	23±1
				1	49	0	23.23	23±1
1				99	0	23.28	23±1	
50				0	1	22.16	23±1	
50				24	1	22.15	23±1	
50				49	1	22.10	23±1	
100				0	1	22.15	23±1	
16QAM			1	0	1	22.21	22±1	
			1	49	1	22.19	22±1	
			1	99	1	22.13	22±1	
			50	0	2	21.26	22±1	
			50	24	2	21.22	22±1	
			50	49	2	21.21	22±1	
			100	0	2	21.14	22±1	

BW (MHz)	Ch	Freq. (MHz)	Mode	UL RB Allocation	UL RB Offset	MPR	Average power (dBm)	Tune up Power tolerant
15MHz	20025	1717.5	QPSK	1	0	0	23.20	23 ± 1
				1	37	0	23.13	23 ± 1
				1	74	0	23.15	23 ± 1
				36	0	1	22.33	23 ± 1
				36	16	1	22.34	23 ± 1
				36	35	1	22.31	23 ± 1
				75	0	1	22.36	23 ± 1
			16QAM	1	0	1	22.81	22 ± 1
				1	37	1	22.75	22 ± 1
				1	74	1	22.73	22 ± 1
				36	0	2	21.40	22 ± 1
				36	16	2	21.42	22 ± 1
				36	35	2	21.47	22 ± 1
				75	0	2	21.32	22 ± 1
	20175	1732.5	QPSK	1	0	0	23.31	23 ± 1
				1	37	0	23.26	23 ± 1
				1	74	0	23.21	23 ± 1
				36	0	1	22.30	23 ± 1
				36	16	1	22.31	23 ± 1
				36	35	1	22.30	23 ± 1
				75	0	1	22.31	23 ± 1
			16QAM	1	0	1	22.12	22 ± 1
				1	37	1	22.11	22 ± 1
				1	74	1	22.13	22 ± 1
				36	0	2	21.10	22 ± 1
				36	16	2	21.12	22 ± 1
				36	35	2	21.10	22 ± 1
				75	0	2	21.26	22 ± 1
	20325	1747.5	QPSK	1	0	0	23.07	23 ± 1
				1	37	0	23.01	23 ± 1
1				74	0	23.02	23 ± 1	
36				0	1	22.17	23 ± 1	
36				16	1	22.15	23 ± 1	
36				35	1	22.13	23 ± 1	
75				0	1	22.20	23 ± 1	
16QAM			1	0	1	22.38	22 ± 1	
			1	37	1	22.33	22 ± 1	
			1	74	1	22.30	22 ± 1	
			36	0	2	21.53	22 ± 1	
			36	16	2	21.58	22 ± 1	
			36	35	2	21.55	22 ± 1	
			75	0	2	22.21	22 ± 1	

BW (MHz)	Ch	Freq. (MHz)	Mode	UL RB Allocation	UL RB Offset	MPR	Average power (dBm)	Tune up Power tolerant
10MHz	20000	1715.0	QPSK	1	0	0	23.17	23±1
				1	24	0	23.12	23±1
				1	49	0	23.09	23±1
				25	0	1	22.27	23±1
				25	12	1	22.30	23±1
				25	24	1	22.31	23±1
			50	0	1	22.28	23±1	
			16QAM	1	0	1	22.80	22±1
				1	24	1	22.78	22±1
				1	49	1	22.74	22±1
				25	0	2	21.45	22±1
				25	12	2	22.46	22±1
	25	24		2	22.45	22±1		
	20175	1732.5	QPSK	1	0	0	23.28	23±1
				1	24	0	23.19	23±1
				1	49	0	23.20	23±1
				25	0	1	22.24	23±1
				25	12	1	22.21	23±1
				25	24	1	22.29	23±1
			50	0	1	22.22	23±1	
			16QAM	1	0	1	22.12	22±1
				1	24	1	22.16	22±1
				1	49	1	22.19	22±1
				25	0	2	21.20	22±1
25				12	2	21.13	22±1	
25	24	2		21.14	22±1			
20350	1750.0	QPSK	1	0	0	23.04	23±1	
			1	24	0	23.03	23±1	
			1	49	0	23.00	23±1	
			25	0	1	22.13	23±1	
			25	12	1	22.09	23±1	
			25	24	1	22.07	23±1	
		50	0	1	22.11	23±1		
		16QAM	1	0	1	22.04	22±1	
			1	24	1	22.06	22±1	
			1	49	1	22.08	22±1	
			25	0	2	21.10	22±1	
			25	12	2	21.11	22±1	
25	24		2	21.18	22±1			
50	0	2	21.12	22±1				

BW (MHz)	Ch	Freq. (MHz)	Mode	UL RB Allocation	UL RB Offset	MPR	Average power (dBm)	Tune up Power tolerant
5MHz	20000	1715.0	QPSK	1	0	0	23.22	23±1
				1	12	0	23.14	23±1
				1	24	0	23.11	23±1
				12	0	1	22.24	23±1
				12	6	1	22.39	23±1
				12	11	1	22.42	23±1
			25	0	1	22.17	23±1	
			16QAM	1	0	1	22.17	22±1
				1	12	1	22.14	22±1
				1	24	1	22.16	22±1
				12	0	2	21.26	22±1
				12	6	2	21.28	22±1
	12	11		2	21.25	22±1		
	25	0	2	21.30	22±1			
	20175	1732.5	QPSK	1	0	0	23.19	23±1
				1	12	0	23.11	23±1
				1	24	0	23.14	23±1
				12	0	1	22.23	23±1
				12	6	1	22.25	23±1
				12	11	1	22.21	23±1
			25	0	1	22.16	23±1	
			16QAM	1	0	1	22.46	22±1
				1	12	1	22.45	22±1
				1	24	1	22.48	22±1
12				0	2	21.20	22±1	
12				6	2	21.18	22±1	
12	11	2		21.13	22±1			
25	0	2	21.15	22±1				
20350	1750.0	QPSK	1	0	0	23.12	23±1	
			1	12	0	23.11	23±1	
			1	24	0	23.13	23±1	
			12	0	1	22.14	23±1	
			12	6	1	22.11	23±1	
			12	11	1	22.15	23±1	
		25	0	1	22.08	23±1		
		16QAM	1	0	1	22.07	22±1	
			1	12	1	22.01	22±1	
			1	24	1	22.06	22±1	
			12	0	2	21.21	22±1	
			12	6	2	21.19	22±1	
12	11		2	21.16	22±1			
25	0	2	21.18	22±1				

BW (MHz)	Ch	Freq. (MHz)	Mode	UL RB Allocation	UL RB Offset	MPR	Average power (dBm)	Tune up Power tolerant
3MHz	19965	1711.5	QPSK	1	0	0	23.04	23±1
				1	7	0	23.02	23±1
				1	14	0	23.01	23±1
				8	0	1	22.16	23±1
				8	4	1	22.13	23±1
				8	7	1	22.11	23±1
				15	0	1	22.22	23±1
			16QAM	1	0	1	22.66	22±1
				1	7	1	22.63	22±1
				1	14	1	22.65	22±1
				8	0	2	21.35	22±1
				8	4	2	21.33	22±1
				8	7	2	21.32	22±1
				15	0	2	21.33	22±1
	20175	1732.5	QPSK	1	0	0	23.16	23±1
				1	7	0	23.10	23±1
				1	14	0	23.08	23±1
				8	0	1	22.14	23±1
				8	4	1	22.13	23±1
				8	7	1	22.19	23±1
				15	0	1	22.16	23±1
			16QAM	1	0	1	22.00	22±1
				1	7	1	22.07	22±1
				1	14	1	22.03	22±1
				8	0	2	21.10	22±1
				8	4	2	21.12	22±1
				8	7	2	21.11	22±1
15				0	2	21.11	22±1	
20385	1753.5	QPSK	1	0	0	23.06	23±1	
			1	7	0	23.02	23±1	
			1	14	0	23.02	23±1	
			8	0	1	22.03	23±1	
			8	4	1	22.04	23±1	
			8	7	1	22.01	23±1	
			15	0	1	22.07	23±1	
		16QAM	1	0	1	21.97	21.3±1	
			1	7	1	21.91	21.3±1	
			1	14	1	21.90	21.3±1	
			8	0	2	20.91	21.3±1	
			8	4	2	20.98	21.3±1	
			8	7	2	20.92	21.3±1	
			15	0	2	21.09	21.3±1	

BW (MHz)	Ch	Freq. (MHz)	Mode	UL RB Allocation	UL RB Offset	MPR	Average power (dBm)	Tune up Power tolerant
1.4MHz	19957	1710.7	QPSK	1	0	0	23.21	23±1
				1	2	0	23.15	23±1
				1	5	0	23.12	23±1
				3	0	0	23.30	23±1
				3	1	0	23.26	23±1
				3	2	0	23.23	23±1
			6	0	1	22.17	23±1	
			16QAM	1	0	1	22.05	22±1
				1	2	1	22.04	22±1
				1	5	1	22.02	22±1
				3	0	1	21.33	22±1
				3	1	1	21.35	22±1
	3	2		1	21.38	22±1		
	20175	1732.5	QPSK	1	0	0	23.08	23±1
				1	2	0	23.01	23±1
				1	5	0	23.00	23±1
				3	0	0	23.24	23±1
				3	1	0	23.21	23±1
				3	2	0	23.22	23±1
			6	0	1	22.12	23±1	
			16QAM	1	0	1	21.76	21.3±1
				1	2	1	21.80	21.3±1
				1	5	1	21.79	21.3±1
				3	0	1	21.22	21.3±1
3				1	1	21.15	21.3±1	
3	2	1		21.20	21.3±1			
20393	1754.3	QPSK	1	0	0	23.07	23±1	
			1	2	0	23.02	23±1	
			1	5	0	23.01	23±1	
			3	0	0	23.10	23±1	
			3	1	0	23.03	23±1	
			3	2	0	23.05	23±1	
		6	0	1	22.04	23±1		
		16QAM	1	0	1	22.01	21.3±1	
			1	2	1	22.00	21.3±1	
			1	5	1	21.96	21.3±1	
			3	0	1	21.66	21.3±1	
			3	1	1	21.63	21.3±1	
3	2		1	21.69	21.3±1			
6	0	2	20.91	21.3±1				

LTE band VII:

BW (MHz)	Ch	Freq. (MHz)	Mode	UL RB Allocation	UL RB Offset	MPR	Average power (dBm)	Tune up Power tolerant
20MHz	20850	2510	QPSK	1	0	0	23.09	23±1
				1	49	0	23.07	23±1
				1	99	0	23.06	23±1
				50	0	1	22.10	23±1
				50	24	1	22.09	23±1
				50	49	1	22.12	23±1
				100	0	1	22.08	23±1
			16QAM	1	0	1	22.54	22±1
				1	49	1	22.50	22±1
				1	99	1	22.51	22±1
				50	0	2	21.20	22±1
				50	24	2	21.23	22±1
				50	49	2	21.25	22±1
				100	0	2	21.10	22±1
	21100	2535	QPSK	1	0	0	23.18	22.5±1
				1	49	0	23.15	22.5±1
				1	99	0	23.14	22.5±1
				50	0	1	21.99	22.5±1
				50	24	1	21.82	22.5±1
				50	49	1	21.84	22.5±1
				100	0	1	21.90	22.5±1
			16QAM	1	0	1	22.07	21.3±1
				1	49	1	22.06	21.3±1
				1	99	1	22.08	21.3±1
				50	0	2	21.05	21.3±1
				50	24	2	21.09	21.3±1
				50	49	2	21.05	21.3±1
				100	0	2	20.91	21.3±1
	21350	2560	QPSK	1	0	0	22.40	21.3±1
				1	49	0	22.41	21.3±1
				1	99	0	22.46	21.3±1
				50	0	1	21.52	21.3±1
				50	24	1	21.49	21.3±1
				50	49	1	21.42	21.3±1
				100	0	1	21.52	21.3±1
			16QAM	1	0	1	21.76	21.3±1
1				49	1	21.73	21.3±1	
1				99	1	21.72	21.3±1	
50				0	2	21.03	21.3±1	
50				24	2	21.05	21.3±1	
50				49	2	21.02	21.3±1	
100				0	2	20.54	21.3±1	

BW (MHz)	Ch	Freq. (MHz)	Mode	UL RB Allocation	UL RB Offset	MPR	Average power (dBm)	Tune up Power tolerant
15MHz	20825	1717.5	QPSK	1	0	0	22.94	22.3±1
				1	37	0	22.88	22.3±1
				1	74	0	22.89	22.3±1
				36	0	1	22.08	22.3±1
				36	16	1	22.04	22.3±1
				36	35	1	22.12	22.3±1
				75	0	1	22.08	22.3±1
			16QAM	1	0	1	22.63	22±1
				1	37	1	22.65	22±1
				1	74	1	22.62	22±1
				36	0	2	21.20	22±1
				36	16	2	21.22	22±1
				36	35	2	21.21	22±1
				75	0	2	21.11	22±1
	21100	1732.5	QPSK	1	0	0	23.10	22.5±1
				1	37	0	23.09	22.5±1
				1	74	0	23.05	22.5±1
				36	0	1	21.95	22.5±1
				36	16	1	21.91	22.5±1
				36	35	1	21.93	22.5±1
				75	0	1	21.90	22.5±1
			16QAM	1	0	1	21.92	21.3±1
				1	37	1	21.89	21.3±1
				1	74	1	21.88	21.3±1
				36	0	2	21.03	21.3±1
				36	16	2	21.05	21.3±1
				36	35	2	21.08	21.3±1
				75	0	2	20.91	21.3±1
	21375	1747.5	QPSK	1	0	0	22.41	22±1
				1	37	0	22.43	22±1
1				74	0	22.49	22±1	
36				0	1	21.49	22±1	
36				16	1	21.42	22±1	
36				35	1	21.44	22±1	
75				0	1	21.50	22±1	
16QAM			1	0	1	21.74	21.3±1	
			1	37	1	21.77	21.3±1	
			1	74	1	21.75	21.3±1	
			36	0	2	21.13	21.3±1	
			36	16	2	21.22	21.3±1	
			36	35	2	21.16	21.3±1	
			75	0	2	20.49	21.3±1	

BW (MHz)	Ch	Freq. (MHz)	Mode	UL RB Allocation	UL RB Offset	MPR	Average power (dBm)	Tune up Power tolerant
10MHz	20800	2502	QPSK	1	0	0	22.81	22 ± 1
				1	24	0	22.88	22 ± 1
				1	49	0	22.87	22 ± 1
				25	0	1	21.94	22 ± 1
				25	12	1	21.93	22 ± 1
				25	24	1	21.99	22 ± 1
				50	0	1	21.95	22 ± 1
			16QAM	1	0	1	22.44	22.3 ± 1
				1	24	1	22.37	22.3 ± 1
				1	49	1	22.32	22.3 ± 1
				25	0	2	21.06	22.3 ± 1
				25	12	2	21.08	22.3 ± 1
				25	24	2	21.01	22.3 ± 1
				50	0	2	20.95	22.3 ± 1
	21100	2535	QPSK	1	0	0	23.04	22.5 ± 1
				1	24	0	23.01	22.5 ± 1
				1	49	0	22.99	22.5 ± 1
				25	0	1	21.92	22.5 ± 1
				25	12	1	21.90	22.5 ± 1
				25	24	1	21.99	22.5 ± 1
				50	0	1	21.90	22.5 ± 1
			16QAM	1	0	1	21.88	21.3 ± 1
				1	24	1	21.82	21.3 ± 1
				1	49	1	21.83	21.3 ± 1
				25	0	2	21.11	21.3 ± 1
				25	12	2	21.13	21.3 ± 1
				25	24	2	21.08	21.3 ± 1
				50	0	2	20.91	21.3 ± 1
	21400	2565	QPSK	1	0	0	22.48	22 ± 1
				1	24	0	22.43	22 ± 1
1				49	0	22.47	22 ± 1	
25				0	1	21.47	22 ± 1	
25				12	1	21.44	22 ± 1	
25				24	1	21.46	22 ± 1	
50				0	1	21.48	22 ± 1	
16QAM			1	0	1	21.44	21.3 ± 1	
			1	24	1	21.39	21.3 ± 1	
			1	49	1	21.41	21.3 ± 1	
			25	0	2	20.85	21.3 ± 1	
			25	12	2	20.87	21.3 ± 1	
			25	24	2	20.81	21.3 ± 1	
			50	0	2	20.51	21.3 ± 1	

BW (MHz)	Ch	Freq. (MHz)	Mode	UL RB Allocation	UL RB Offset	MPR	Average power (dBm)	Tune up Power tolerant
5MHz	19975	1712.5	QPSK	1	0	0	22.94	22.5±1
				1	12	0	22.88	22.5±1
				1	24	0	22.87	22.5±1
				12	0	1	21.95	22.5±1
				12	6	1	21.90	22.5±1
				12	11	1	21.93	22.5±1
				25	0	1	21.89	22.5±1
			16QAM	1	0	1	21.90	21.3±1
				1	12	1	21.93	21.3±1
				1	24	1	21.91	21.3±1
				12	0	2	21.00	21.3±1
				12	6	2	21.06	21.3±1
				12	11	2	21.08	21.3±1
				25	0	2	21.04	21.3±1
	20175	1732.5	QPSK	1	0	0	22.94	22.5±1
				1	12	0	22.95	22.5±1
				1	24	0	22.90	22.5±1
				12	0	1	21.92	22.5±1
				12	6	1	21.97	22.5±1
				12	11	1	21.99	22.5±1
				25	0	1	21.86	22.5±1
			16QAM	1	0	1	21.91	21.3±1
				1	12	1	21.95	21.3±1
				1	24	1	21.95	21.3±1
				12	0	2	20.50	21.3±1
				12	6	2	20.54	21.3±1
				12	11	2	20.55	21.3±1
				25	0	2	20.41	21.3±1
	20375	1752.5	QPSK	1	0	0	22.49	22±1
				1	12	0	22.48	22±1
1				24	0	22.46	22±1	
12				0	1	21.53	22±1	
12				6	1	21.59	22±1	
12				11	1	21.52	22±1	
25				0	1	21.52	22±1	
16QAM			1	0	1	21.88	21.3±1	
			1	12	1	21.89	21.3±1	
			1	24	1	21.87	21.3±1	
			12	0	2	20.63	21.3±1	
			12	6	2	20.67	21.3±1	
			12	11	2	20.69	21.3±1	
			25	0	2	20.53	21.3±1	

LTE band XVII:

BW (MHz)	Ch	Freq. (MHz)	Mode	UL RB Allocation	UL RB Offset	MPR	Average power (dBm)	Tune up Power tolerant
10MHz	23780	709.0	QPSK	1	0	0	22.63	22 ± 1
				1	24	0	22.64	22 ± 1
				1	49	0	22.62	22 ± 1
				25	0	1	21.64	22 ± 1
				25	12	1	21.63	22 ± 1
				25	24	1	21.66	22 ± 1
				50	0	1	21.53	22 ± 1
			16QAM	1	0	1	21.61	21.3 ± 1
				1	24	1	21.64	21.3 ± 1
				1	49	1	21.62	21.3 ± 1
				25	0	2	20.60	21.3 ± 1
				25	12	2	20.63	21.3 ± 1
				25	24	2	20.66	21.3 ± 1
				50	0	2	20.68	21.3 ± 1
	23790	701.0	QPSK	1	0	0	22.59	22 ± 1
				1	24	0	22.53	22 ± 1
				1	49	0	22.54	22 ± 1
				25	0	1	21.54	22 ± 1
				25	12	1	21.55	22 ± 1
				25	24	1	21.53	22 ± 1
				50	0	1	21.48	22 ± 1
			16QAM	1	0	1	21.63	21.3 ± 1
				1	24	1	21.68	21.3 ± 1
				1	49	1	21.66	21.3 ± 1
				25	0	2	20.55	21.3 ± 1
				25	12	2	20.53	21.3 ± 1
				25	24	2	20.57	21.3 ± 1
				50	0	2	20.51	21.3 ± 1
	23800	711.0	QPSK	1	0	0	22.47	22.5 ± 1
				1	24	0	22.46	22.5 ± 1
1				49	0	22.49	22.5 ± 1	
25				0	1	21.56	22.5 ± 1	
25				12	1	21.58	22.5 ± 1	
25				24	1	21.55	22.5 ± 1	
50				0	1	21.53	22.5 ± 1	
16QAM			1	0	1	21.82	21.3 ± 1	
			1	24	1	21.88	21.3 ± 1	
			1	49	1	21.87	21.3 ± 1	
			25	0	2	20.66	21.3 ± 1	
			25	12	2	20.67	21.3 ± 1	
			25	24	2	20.63	21.3 ± 1	
			50	0	2	20.54	21.3 ± 1	

BW (MHz)	Ch	Freq. (MHz)	Mode	UL RB Allocation	UL RB Offset	MPR	Average power (dBm)	Tune up Power tolerant
5MHz	23755	706.5	QPSK	1	0	0	22.46	22 ± 1
				1	12	0	22.50	22 ± 1
				1	24	0	22.41	22 ± 1
				12	0	1	21.57	22 ± 1
				12	6	1	21.53	22 ± 1
				12	11	1	21.55	22 ± 1
				25	0	1	21.53	22 ± 1
			16QAM	1	0	1	22.19	21.3 ± 1
				1	12	1	22.04	21.3 ± 1
				1	24	1	22.16	21.3 ± 1
				12	0	2	20.60	21.3 ± 1
				12	6	2	20.61	21.3 ± 1
				12	11	2	20.69	21.3 ± 1
				25	0	2	20.59	21.3 ± 1
	23790	710.0	QPSK	1	0	0	22.59	22 ± 1
				1	12	0	22.61	22 ± 1
				1	24	0	22.53	22 ± 1
				12	0	1	21.51	22 ± 1
				12	6	1	21.53	22 ± 1
				12	11	1	21.52	22 ± 1
				25	0	1	21.53	22 ± 1
			16QAM	1	0	1	21.47	21.3 ± 1
				1	12	1	21.42	21.3 ± 1
				1	24	1	21.44	21.3 ± 1
				12	0	2	21.00	21.3 ± 1
				12	6	2	21.13	21.3 ± 1
				12	11	2	21.06	21.3 ± 1
				25	0	2	20.53	21.3 ± 1
	23825	713.5	QPSK	1	0	0	22.58	22 ± 1
				1	12	0	22.52	22 ± 1
1				24	0	22.59	22 ± 1	
12				0	1	21.52	22 ± 1	
12				6	1	21.51	22 ± 1	
12				11	1	21.55	22 ± 1	
25				0	1	21.53	22 ± 1	
16QAM			1	0	1	21.59	21.3 ± 1	
			1	12	1	21.58	21.3 ± 1	
			1	24	1	21.55	21.3 ± 1	
			12	0	2	20.63	21.3 ± 1	
			12	6	2	21.62	21.3 ± 1	
			12	11	2	21.65	21.3 ± 1	
			25	0	2	20.57	21.3 ± 1	

ERP & EIRP

EIRP for LTE Band II (Part 24E)

Frequency (MHz)	BW (MHz)	Modulation	RB Size/Offset	Substituted level (dBm)	Antenna Polarization	Antenna Gain correction (dBi)	Cable Loss (dB)	Absolute Level (dBm)	Limit (dBm)
1850.7	1.4	QPSK	1/0	15.04	V	7.88	0.85	22.07	33.01
1880	1.4	QPSK	1/0	14.96	V	7.88	0.85	21.99	33.01
1909.3	1.4	QPSK	1/0	15.12	V	7.88	0.85	22.15	33.01
1850.7	1.4	QPSK	1/0	14.10	H	7.88	0.85	21.13	33.01
1880	1.4	QPSK	1/0	14.03	H	7.88	0.85	21.06	33.01
1909.3	1.4	QPSK	1/0	14.18	H	7.88	0.85	21.21	33.01
1850.7	1.4	16-QAM	1/0	13.79	V	7.88	0.85	20.82	33.01
1880	1.4	16-QAM	1/0	13.79	V	7.88	0.85	20.82	33.01
1909.3	1.4	16-QAM	1/0	14.01	V	7.88	0.85	21.04	33.01
1850.7	1.4	16-QAM	1/0	12.83	H	7.88	0.85	19.86	33.01
1880	1.4	16-QAM	1/0	12.83	H	7.88	0.85	19.86	33.01
1909.3	1.4	16-QAM	1/0	13.03	H	7.88	0.85	20.06	33.01
1851.5	3	QPSK	1/0	14.84	V	7.88	0.85	21.87	33.01
1880	3	QPSK	1/0	14.97	V	7.88	0.85	22.00	33.01
1908.5	3	QPSK	1/0	15.15	V	7.88	0.85	22.18	33.01
1851.5	3	QPSK	1/0	13.93	H	7.88	0.85	20.96	33.01
1880	3	QPSK	1/0	14	H	7.88	0.85	21.03	33.01
1908.5	3	QPSK	1/0	14.21	H	7.88	0.85	21.24	33.01
1851.5	3	16-QAM	1/0	14.55	V	7.88	0.85	21.58	33.01
1880	3	16-QAM	1/0	13.78	V	7.88	0.85	20.81	33.01
1908.5	3	16-QAM	1/0	14.06	V	7.88	0.85	21.09	33.01
1851.5	3	16-QAM	1/0	13.64	H	7.88	0.85	20.67	33.01
1880	3	16-QAM	1/0	12.81	H	7.88	0.85	19.84	33.01
1908.5	3	16-QAM	1/0	13.12	H	7.88	0.85	20.15	33.01
1852.5	5	QPSK	1/24	14.89	V	7.88	0.85	21.92	33.01
1880	5	QPSK	1/0	15.15	V	7.88	0.85	22.18	33.01
1907.5	5	QPSK	1/24	15.21	V	7.88	0.85	22.24	33.01
1852.5	5	QPSK	1/24	14	H	7.88	0.85	21.03	33.01
1880	5	QPSK	1/0	14.22	H	7.88	0.85	21.25	33.01
1907.5	5	QPSK	1/24	14.26	H	7.88	0.85	21.29	33.01
1852.5	5	16-QAM	1/24	14.04	V	7.88	0.85	21.07	33.01
1880	5	16-QAM	1/0	14.09	V	7.88	0.85	21.12	33.01

1907.5	5	16-QAM	1/24	14.55	V	7.88	0.85	21.58	33.01
1852.5	5	16-QAM	1/24	13.08	H	7.88	0.85	20.11	33.01
1880	5	16-QAM	1/0	13.2	H	7.88	0.85	20.23	33.01
1907.5	5	16-QAM	1/24	13.61	H	7.88	0.85	20.64	33.01
1855	10	QPSK	1/0	14.19	V	7.88	0.85	21.22	33.01
1880	10	QPSK	1/0	15.13	V	7.88	0.85	22.16	33.01
1905	10	QPSK	1/49	14.82	V	7.88	0.85	21.85	33.01
1855	10	QPSK	1/0	13.28	H	7.88	0.85	20.31	33.01
1880	10	QPSK	1/0	14.23	H	7.88	0.85	21.26	33.01
1905	10	QPSK	1/49	13.92	H	7.88	0.85	20.95	33.01
1855	10	16-QAM	1/0	13.88	V	7.88	0.85	20.91	33.01
1880	10	16-QAM	1/0	13.96	V	7.88	0.85	20.99	33.01
1905	10	16-QAM	1/49	13.92	V	7.88	0.85	20.95	33.01
1855	10	16-QAM	1/0	12.98	H	7.88	0.85	20.01	33.01
1880	10	16-QAM	1/0	13.1	H	7.88	0.85	20.13	33.01
1905	10	16-QAM	1/49	13.03	H	7.88	0.85	20.06	33.01
1857.5	15	QPSK	1/0	14.42	V	7.88	0.85	21.45	33.01
1880	15	QPSK	1/0	15.15	V	7.88	0.85	22.18	33.01
1902.5	15	QPSK	1/0	14.42	V	7.88	0.85	21.45	33.01
1857.5	15	QPSK	1/0	13.53	H	7.88	0.85	20.56	33.01
1880	15	QPSK	1/0	14.26	H	7.88	0.85	21.29	33.01
1902.5	15	QPSK	1/0	13.53	H	7.88	0.85	20.56	33.01
1857.5	15	16-QAM	1/0	14.1	V	7.88	0.85	21.13	33.01
1880	15	16-QAM	1/0	13.94	V	7.88	0.85	20.97	33.01
1902.5	15	16-QAM	1/0	13.82	V	7.88	0.85	20.85	33.01
1857.5	15	16-QAM	1/0	13.21	H	7.88	0.85	20.24	33.01
1880	15	16-QAM	1/0	13.11	H	7.88	0.85	20.14	33.01
1902.5	15	16-QAM	1/0	12.95	H	7.88	0.85	19.98	33.01
1860	20	QPSK	1/0	14.58	V	7.88	0.85	21.61	33.01
1880	20	QPSK	1/0	15.12	V	7.88	0.85	22.15	33.01
1900	20	QPSK	1/0	14.78	V	7.88	0.85	21.81	33.01
1860	20	QPSK	1/0	13.64	H	7.88	0.85	20.67	33.01
1880	20	QPSK	1/0	14.26	H	7.88	0.85	21.29	33.01
1900	20	QPSK	1/0	13.94	H	7.88	0.85	20.97	33.01
1860	20	16-QAM	1/0	14.04	V	7.88	0.85	21.07	33.01
1880	20	16-QAM	1/0	14.53	V	7.88	0.85	21.56	33.01
1900	20	16-QAM	1/0	13.92	V	7.88	0.85	20.95	33.01
1860	20	16-QAM	1/0	13.1	H	7.88	0.85	20.13	33.01



Test Report	17070190-FCC-R5
Page	32 of 121

1880	20	16-QAM	1/0	13.55	H	7.88	0.85	20.58	33.01
1900	20	16-QAM	1/0	13.02	H	7.88	0.85	20.05	33.01

EIRP for LTE Band IV (Part 27)

Frequency (MHz)	BW (MHz)	Modulation	RB Size/Offset	Substituted level (dBm)	Antenna Polarization	Antenna Gain correction (dBi)	Cable Loss (dB)	Absolute Level (dBm)	Limit (dBm)
1710.7	1.4	QPSK	1/0	15.35	V	7.95	0.79	22.51	30
1732.5	1.4	QPSK	1/0	15.22	V	7.95	0.79	22.38	30
1754.3	1.4	QPSK	1/0	15.21	V	7.95	0.79	22.37	30
1710.7	1.4	QPSK	1/0	14.39	H	7.95	0.79	21.55	30
1732.5	1.4	QPSK	1/0	14.26	H	7.95	0.79	21.42	30
1754.3	1.4	QPSK	1/0	14.27	H	7.95	0.79	21.43	30
1710.7	1.4	16-QAM	1/5	14.16	V	7.95	0.79	21.32	30
1732.5	1.4	16-QAM	1/0	13.9	V	7.95	0.79	21.06	30
1754.3	1.4	16-QAM	1/0	14.15	V	7.95	0.79	21.31	30
1710.7	1.4	16-QAM	1/5	13.25	H	7.95	0.79	20.41	30
1732.5	1.4	16-QAM	1/0	13	H	7.95	0.79	20.16	30
1754.3	1.4	16-QAM	1/0	13.23	H	7.95	0.79	20.39	30
1711.5	3	QPSK	1/0	15.18	V	7.95	0.79	22.34	30
1732.5	3	QPSK	1/0	15.3	V	7.95	0.79	22.46	30
1753.5	3	QPSK	1/0	15.2	V	7.95	0.79	22.36	30
1711.5	3	QPSK	1/0	14.27	H	7.95	0.79	21.43	30
1732.5	3	QPSK	1/0	14.4	H	7.95	0.79	21.56	30
1753.5	3	QPSK	1/0	14.23	H	7.95	0.79	21.39	30
1711.5	3	16-QAM	1/0	14.8	V	7.95	0.79	21.96	30
1732.5	3	16-QAM	1/0	14.14	V	7.95	0.79	21.30	30
1753.5	3	16-QAM	1/0	14.11	V	7.95	0.79	21.27	30
1711.5	3	16-QAM	1/0	13.88	H	7.95	0.79	21.04	30
1732.5	3	16-QAM	1/0	13.19	H	7.95	0.79	20.35	30
1753.5	3	16-QAM	1/0	13.15	H	7.95	0.79	20.31	30
1712.5	5	QPSK	1/0	15.36	V	7.95	0.79	22.52	30
1732.5	5	QPSK	1/0	15.33	V	7.95	0.79	22.49	30
1752.5	5	QPSK	1/24	15.27	V	7.95	0.79	22.43	30
1712.5	5	QPSK	1/0	14.4	H	7.95	0.79	21.56	30
1732.5	5	QPSK	1/0	14.37	H	7.95	0.79	21.53	30
1752.5	5	QPSK	1/24	14.32	H	7.95	0.79	21.48	30
1712.5	5	16-QAM	1/0	14.31	V	7.95	0.79	21.47	30
1732.5	5	16-QAM	1/0	14.6	V	7.95	0.79	21.76	30
1752.5	5	16-QAM	1/24	14.2	V	7.95	0.79	21.36	30
1712.5	5	16-QAM	1/0	13.39	H	7.95	0.79	20.55	30
1732.5	5	16-QAM	1/0	13.68	H	7.95	0.79	20.84	30

1752.5	5	16-QAM	1/24	13.27	H	7.95	0.79	20.43	30
1715	10	QPSK	1/0	15.31	V	7.95	0.79	22.47	30
1732.5	10	QPSK	1/49	15.34	V	7.95	0.79	22.50	30
1750	10	QPSK	1/0	15.18	V	7.95	0.79	22.34	30
1715	10	QPSK	1/0	14.37	H	7.95	0.79	21.53	30
1732.5	10	QPSK	1/49	14.45	H	7.95	0.79	21.61	30
1750	10	QPSK	1/0	14.23	H	7.95	0.79	21.39	30
1715	10	16-QAM	1/0	14.94	V	7.95	0.79	22.10	30
1732.5	10	16-QAM	1/49	14.33	V	7.95	0.79	21.49	30
1750	10	16-QAM	1/0	14.18	V	7.95	0.79	21.34	30
1715	10	16-QAM	1/0	13.87	H	7.95	0.79	21.03	30
1732.5	10	16-QAM	1/49	13.41	H	7.95	0.79	20.57	30
1750	10	16-QAM	1/0	13.25	H	7.95	0.79	20.41	30
1717.5	15	QPSK	1/0	15.34	V	7.95	0.79	22.50	30
1732.5	15	QPSK	1/74	15.35	V	7.95	0.79	22.51	30
1747.5	15	QPSK	1/0	15.21	V	7.95	0.79	22.37	30
1717.5	15	QPSK	1/0	14.36	H	7.95	0.79	21.52	30
1732.5	15	QPSK	1/74	14.4	H	7.95	0.79	21.56	30
1747.5	15	QPSK	1/0	14.57	H	7.95	0.79	21.73	30
1717.5	15	16-QAM	1/0	14.95	V	7.95	0.79	22.11	30
1732.5	15	16-QAM	1/74	14.27	V	7.95	0.79	21.43	30
1747.5	15	16-QAM	1/0	14.52	V	7.95	0.79	21.68	30
1717.5	15	16-QAM	1/0	13.97	H	7.95	0.79	21.13	30
1732.5	15	16-QAM	1/74	13.38	H	7.95	0.79	20.54	30
1747.5	15	16-QAM	1/0	13.57	H	7.95	0.79	20.73	30
1720	20	QPSK	1/99	15.29	V	7.95	0.79	22.45	30
1732.5	20	QPSK	1/99	15.28	V	7.95	0.79	22.44	30
1745	20	QPSK	1/0	15.45	V	7.95	0.79	22.61	30
1720	20	QPSK	1/99	14.32	H	7.95	0.79	21.48	30
1732.5	20	QPSK	1/99	14.3	H	7.95	0.79	21.46	30
1745	20	QPSK	1/0	14.57	H	7.95	0.79	21.73	30
1720	20	16-QAM	1/99	14.37	V	7.95	0.79	21.53	30
1732.5	20	16-QAM	1/99	14.83	V	7.95	0.79	21.99	30
1745	20	16-QAM	1/0	14.35	V	7.95	0.79	21.51	30
1720	20	16-QAM	1/99	13.38	H	7.95	0.79	20.54	30
1732.5	20	16-QAM	1/99	13.89	H	7.95	0.79	21.05	30
1745	20	16-QAM	1/0	13.39	H	7.95	0.79	20.55	30

ERP for LTE Band VII (Part 27)

Frequency (MHz)	BW (MHz)	Modulation	RB Size/Offset	Substituted level (dBm)	Antenna Polarization	Antenna Gain correction (dBi)	Cable Loss (dB)	Absolute Level (dBm)	Limit (dBm)
2502.5	5	QPSK	1/0	13.84	V	8.93	0.83	21.94	30
2535	5	QPSK	1/0	13.84	V	8.93	0.83	21.94	30
2567.5	5	QPSK	1/24	13.36	V	8.93	0.83	21.46	30
2502.5	5	QPSK	1/0	12.93	H	8.93	0.83	21.03	30
2535	5	QPSK	1/0	12.93	H	8.93	0.83	21.03	30
2567.5	5	QPSK	1/24	12.47	H	8.93	0.83	20.57	30
2502.5	5	16-QAM	1/0	12.8	V	8.93	0.83	20.90	30
2535	5	16-QAM	1/0	12.81	V	8.93	0.83	20.91	30
2567.5	5	16-QAM	1/24	12.77	V	8.93	0.83	20.87	30
2502.5	5	16-QAM	1/0	11.93	H	8.93	0.83	20.03	30
2535	5	16-QAM	1/0	11.94	H	8.93	0.83	20.04	30
2567.5	5	16-QAM	1/24	11.89	H	8.93	0.83	19.99	30
2505	10	QPSK	1/0	13.71	V	8.93	0.83	21.81	30
2535	10	QPSK	1/49	13.89	V	8.93	0.83	21.99	30
2565	10	QPSK	1/0	13.38	V	8.93	0.83	21.48	30
2505	10	QPSK	1/0	12.76	H	8.93	0.83	20.86	30
2535	10	QPSK	1/49	12.96	H	8.93	0.83	21.06	30
2565	10	QPSK	1/0	12.44	H	8.93	0.83	20.54	30
2505	10	16-QAM	1/0	13.34	V	8.93	0.83	21.44	30
2535	10	16-QAM	1/49	12.73	V	8.93	0.83	20.83	30
2565	10	16-QAM	1/0	12.34	V	8.93	0.83	20.44	30
2505	10	16-QAM	1/0	12.47	H	8.93	0.83	20.57	30
2535	10	16-QAM	1/49	11.79	H	8.93	0.83	19.89	30
2565	10	16-QAM	1/0	11.36	H	8.93	0.83	19.46	30
2507.5	15	QPSK	1/0	13.84	V	8.93	0.83	21.94	30
2535	15	QPSK	1/74	13.95	V	8.93	0.83	22.05	30
2562.5	15	QPSK	1/0	13.31	V	8.93	0.83	21.41	30
2507.5	15	QPSK	1/0	12.99	H	8.93	0.83	21.09	30
2535	15	QPSK	1/74	13.04	H	8.93	0.83	21.14	30
2562.5	15	QPSK	1/0	12.39	H	8.93	0.83	20.49	30
2507.5	15	16-QAM	1/0	13.53	V	8.93	0.83	21.63	30
2535	15	16-QAM	1/74	12.78	V	8.93	0.83	20.88	30
2562.5	15	16-QAM	1/0	12.64	V	8.93	0.83	20.74	30

2507.5	15	16-QAM	1/0	12.64	H	8.93	0.83	20.74	30
2535	15	16-QAM	1/74	11.76	H	8.93	0.83	19.86	30
2562.5	15	16-QAM	1/0	11.58	H	8.93	0.83	19.68	30
2510	20	QPSK	1/99	13.96	V	8.93	0.83	22.06	30
2535	20	QPSK	1/99	14.04	V	8.93	0.83	22.14	30
2560	20	QPSK	1/0	13.3	V	8.93	0.83	21.4	30
2510	20	QPSK	1/99	13.05	H	8.93	0.83	21.15	30
2535	20	QPSK	1/99	12.96	H	8.93	0.83	21.06	30
2560	20	QPSK	1/0	12.35	H	8.93	0.83	20.45	30
2510	20	16-QAM	1/99	13.41	V	8.93	0.83	21.51	30
2535	20	16-QAM	1/99	12.98	V	8.93	0.83	21.08	30
2560	20	16-QAM	1/0	12.66	V	8.93	0.83	20.76	30
2510	20	16-QAM	1/99	12.46	H	8.93	0.83	20.56	30
2535	20	16-QAM	1/99	12.09	H	8.93	0.83	20.19	30
2560	20	16-QAM	1/0	11.72	H	8.93	0.83	19.82	30

ERP for LTE Band XVII (Part 27)

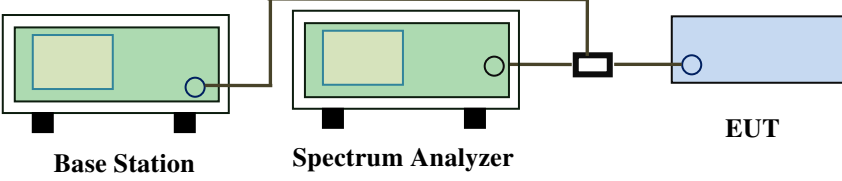
Frequency (MHz)	BW (MHz)	Modulation	RB Size/Offset	Substituted level (dBm)	Antenna Polarization	Antenna Gain correction (dBi)	Cable Loss (dB)	Absolute Level (dBm)	Limit (dBm)
706.5	5	QPSK	1/0	13.38	V	6.8	0.42	19.76	34.77
710	5	QPSK	1/0	13.31	V	6.8	0.42	19.69	34.77
713.5	5	QPSK	1/0	13.2	V	6.8	0.42	19.58	34.77
706.5	5	QPSK	1/0	12.46	H	6.8	0.42	18.84	34.77
710	5	QPSK	1/0	12.35	H	6.8	0.42	18.73	34.77
713.5	5	QPSK	1/0	12.26	H	6.8	0.42	18.64	34.77
706.5	5	16-QAM	1/0	12.37	V	6.8	0.42	18.75	34.77
710	5	16-QAM	1/0	12.4	V	6.8	0.42	18.78	34.77
713.5	5	16-QAM	1/0	12.58	V	6.8	0.42	18.96	34.77
706.5	5	16-QAM	1/0	11.43	H	6.8	0.42	17.81	34.77
710	5	16-QAM	1/0	11.46	H	6.8	0.42	17.84	34.77
713.5	5	16-QAM	1/0	11.64	H	6.8	0.42	18.02	34.77
709	10	QPSK	1/0	13.21	V	6.8	0.42	19.59	34.77
710	10	QPSK	1/0	13.26	V	6.8	0.42	19.64	34.77
711	10	QPSK	1/0	13.25	V	6.8	0.42	19.63	34.77
709	10	QPSK	1/0	12.23	H	6.8	0.42	18.61	34.77
710	10	QPSK	1/0	12.3	H	6.8	0.42	18.68	34.77
711	10	QPSK	1/0	12.29	H	6.8	0.42	18.67	34.77
709	10	16-QAM	1/0	12.94	V	6.8	0.42	19.32	34.77
710	10	16-QAM	1/0	13.19	V	6.8	0.42	19.57	34.77
711	10	16-QAM	1/0	13.24	V	6.8	0.42	19.62	34.77
709	10	16-QAM	1/0	11.97	H	6.8	0.42	18.35	34.77
710	10	16-QAM	1/0	12.24	H	6.8	0.42	18.62	34.77
711	10	16-QAM	1/0	12.33	H	6.8	0.42	18.71	34.77

6.3 Peak-Average Ratio

Temperature	22°C
Relative Humidity	53%
Atmospheric Pressure	1010mbar
Test date :	March 13, 2017
Tested By :	Loren Luo

Requirement(s):

Spec	Item	Requirement	Applicable
§24.232(d) § 27.50(d)	a)	The peak-to-average ratio (PAR) of the transmission may not exceed 13 dB.	<input checked="" type="checkbox"/>

Test Setup	 <p>The diagram shows a test setup where a Base Station (green box) is connected to a Spectrum Analyzer (green box), which is in turn connected to an EUT (blue box). The connections are made via cables and a small black component, likely a coupler or adapter.</p>
------------	--

Test Procedure	<p>According with KDB 971168 v02r02</p> <p>5.7.2 Alternate procedure for PAPR</p> <p>5.1.2 Peak power measurements with a peak power meter</p> <p>The total peak output power may be measured using a broadband peak RF power meter. The power meter must have a video bandwidth that is greater than or equal to the emission bandwidth and utilize a fast-responding diode detector.</p> <p>5.2.3 Average power measurement with average power meter</p> <p>As an alternative to the use of a spectrum/signal analyzer or EMI receiver to perform a measurement of the total in-band average output power, a wideband RF average power meter with a thermocouple detector or equivalent can be used under certain conditions</p> <p>If the EUT can be configured to transmit continuously (i.e., the burst duty cycle $\geq 98\%$) and at all times the EUT is transmitting at its maximum output</p>
----------------	--

	<p>power level, then a conventional wide-band RF power meter can be used. If the EUT cannot be configured to transmit continuously (i.e., the burst duty cycle < 98%), then there are two options for the use of an average power meter. First, a gated average power meter can be used to perform the measurement if the gating parameters can be adjusted such that the power is measured only over active transmission bursts at maximum output power levels. A conventional average power meter can also be used if the measured burst duty cycle is constant (i.e., duty cycle variations are less than ± 2 percent) by performing the measurement over the on/off burst cycles and then correcting (increasing) the measured level by a factor equal to $10\log(1/\text{duty cycle})$</p>
Remark	
Result	<input checked="" type="checkbox"/> Pass <input type="checkbox"/> Fail

Test Data Yes N/A
Test Plot Yes (See below) N/A

LTE Band II (part 24E)

BW(MHz)	Frequency (MHz)	Mode	Modulation	Conducted Power (dBm)		Peak-Average Ratio (PAR)
				Peak	Average	
1.4	1880	RB 1/0	QPSK	24.84	22.79	2.05
			16QAM	23.71	21.62	2.09
3	1880	RB 1/0	QPSK	24.82	22.8	2.02
			16QAM	23.77	21.61	2.16
5	1880	RB 1/0	QPSK	24.81	22.98	1.83
			16QAM	23.73	21.92	1.81
10	1880	RB 1/0	QPSK	24.84	22.96	1.88
			16QAM	23.77	21.79	1.98
15	1880	RB 1/0	QPSK	24.83	22.98	1.85
			16QAM	23.86	21.77	2.09
20	1880	RB 1/0	QPSK	24.85	22.95	1.9
			16QAM	23.69	22.36	1.33

LTE Band IV (part 27)

BW(MHz)	Frequency (MHz)	Mode	Modulation	Conducted Power (dBm)		Peak-Average Ratio (PAR)
				Peak	Average	
1.4	1732.5	RB 1/0	QPSK	24.23	23.08	1.15
			16QAM	23.84	21.76	2.08
3	1732.5	RB 1/0	QPSK	24.24	23.16	1.08
			16QAM	23.82	22	1.82
5	1732.5	RB 1/0	QPSK	24.21	23.19	1.02
			16QAM	23.77	22.46	1.31
10	1732.5	RB 1/0	QPSK	24.3	23.28	1.02
			16QAM	23.9	22.12	1.78
15	1732.5	RB 1/0	QPSK	24.28	23.31	0.97
			16QAM	23.81	22.12	1.69
20	1732.5	RB 1/0	QPSK	24.23	23.22	1.01
			16QAM	23.88	22.65	1.23

LTE Band VII (part 27)

BW(MHz)	Frequency (MHz)	Mode	Modulation	Conducted Power (dBm)		Peak-Average Ratio (PAR)
				Peak	Average	
5	2535	RB 1/0	QPSK	25.02	22.94	2.08
			16QAM	23.9	21.91	1.99
10	2535	RB 1/0	QPSK	25.1	23.04	2.06
			16QAM	23.89	21.88	2.01
15	2535	RB 1/0	QPSK	25.08	23.1	1.98
			16QAM	23.76	21.92	1.84
20	2535	RB 1/0	QPSK	25.05	23.18	1.87
			16QAM	23.88	22.07	1.81

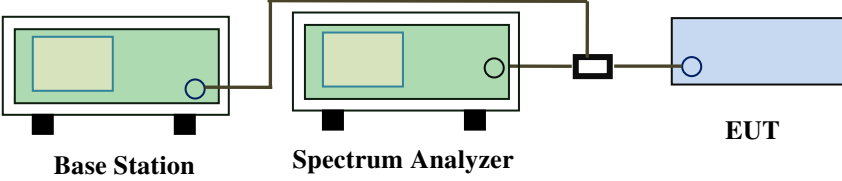
LTE Band XVII (part 27)

BW(MHz)	Frequency (MHz)	Mode	Modulation	Conducted Power (dBm)		Peak-Average Ratio (PAR)
				Peak	Average	
5	710	RB 1/0	QPSK	24.67	22.59	2.08
			16QAM	23.41	21.63	1.78
10	710	RB 1/0	QPSK	24.62	22.59	2.03
			16QAM	23.49	21.47	2.02

6.4 Occupied Bandwidth

Temperature	22°C
Relative Humidity	55%
Atmospheric Pressure	1012mbar
Test date :	March 14, 2017
Tested By :	Loren Luo

Requirement(s):

Spec	Item	Requirement	Applicable
§2.1049, §22.917, §22.905 §24.238 §27.53(a)	a)	99% Occupied Bandwidth(kHz)	<input checked="" type="checkbox"/>
	b)	26 dB Bandwidth(kHz)	<input checked="" type="checkbox"/>
Test Setup	 <p style="text-align: center;"> Base Station Spectrum Analyzer EUT </p>		
Test Procedure	<ul style="list-style-type: none"> - The EUT was connected to Spectrum Analyzer and Base Station via power divider. - The 99% and 26 dB occupied bandwidth (BW) of the middle channel for the highest RF powers. 		
Remark			
Result	<input checked="" type="checkbox"/> Pass <input type="checkbox"/> Fail		

Test Data Yes N/A

Test Plot Yes (See below) N/A

LTE Band II (Part 24E)

BW(MHz)	Channel	Frequency (MHz)	Modulation	99% Occupied Bandwidth (MHz)	26 dB Bandwidth (MHz)
1.4	18607	1850	16QAM	1.1033	1.288
			QPSK	1.1019	1.271
1.4	18900	1880	16QAM	1.1085	1.281
			QPSK	1.1090	1.277
1.4	19193	1909	16QAM	1.1094	1.343
			QPSK	1.1091	1.337
3	18615	1852	16QAM	2.7457	3.031
			QPSK	2.7543	3.035
3	18900	1880	16QAM	2.7401	3.029
			QPSK	2.7568	3.045
3	19185	1909	16QAM	2.7483	3.057
			QPSK	2.7495	3.043
5	18625	1853	16QAM	4.5200	5.000
			QPSK	4.5287	5.025
5	18900	1880	16QAM	4.5260	5.059
			QPSK	4.5362	5.058
5	19175	1908	16QAM	4.5178	5.016
			QPSK	4.5292	5.052
10	18650	1855	16QAM	9.0653	10.08
			QPSK	9.0534	10.03
10	18900	1880	16QAM	9.0270	10.02
			QPSK	9.0320	10.00
10	19150	1905	16QAM	9.0546	10.14
			QPSK	9.0324	10.04
15	18675	1858	16QAM	13.510	14.85
			QPSK	13.536	14.83
15	18900	1880	16QAM	13.411	14.71
			QPSK	13.437	14.72
15	19125	1903	16QAM	13.503	14.94
			QPSK	13.523	15.04

20	18700	1860	16QAM	17.995	19.29
			QPSK	17.973	19.27
20	18900	1880	16QAM	17.829	19.18
			QPSK	17.825	19.28
20	19100	1900	16QAM	17.980	19.35
			QPSK	17.991	19.52

LTE Band IV (Part 27)

BW(MHz)	Channel	Frequency (MHz)	Modulation	99% Occupied Bandwidth (MHz)	26 dB Bandwidth (MHz)
1.4	19957	1711	16QAM	1.0999	1.284
			QPSK	1.1030	1.275
1.4	20175	1733	16QAM	1.1047	1.281
			QPSK	1.1058	1.279
1.4	20393	1754	16QAM	1.1081	1.269
			QPSK	1.1018	1.264
3	19965	1712	16QAM	2.7517	3.071
			QPSK	2.7478	3.065
3	20175	1733	16QAM	2.7405	3.052
			QPSK	2.792	3.025
3	20385	1754	16QAM	2.7473	3.056
			QPSK	2.7526	3.045
5	19975	1713	16QAM	4.5298	5.006
			QPSK	4.5267	5.058
5	20175	1733	16QAM	4.5366	5.014
			QPSK	4.5332	5.040
5	20375	1753	16QAM	4.5316	5.038
			QPSK	4.5198	5.021
10	20000	1715	16QAM	9.0817	10.08
			QPSK	9.0775	10.13
10	20175	1733	16QAM	9.0411	10.05
			QPSK	9.0343	10.16
10	20350	1750	16QAM	9.0639	10.11
			QPSK	9.0494	10.03
15	20025	1718	16QAM	13.504	14.69
			QPSK	13.530	14.85
15	20175	1733	16QAM	13.460	14.77
			QPSK	13.462	14.69
15	20325	1748	16QAM	13.494	14.86
			QPSK	13.480	14.81

20	20050	1720	16QAM	17.922	19.41
			QPSK	17.926	19.33
20	20175	1733	16QAM	17.928	19.22
			QPSK	17.850	19.35
20	20300	1745	16QAM	17.937	19.43
			QPSK	17.944	19.34

LTE Band VII (Part 27) result

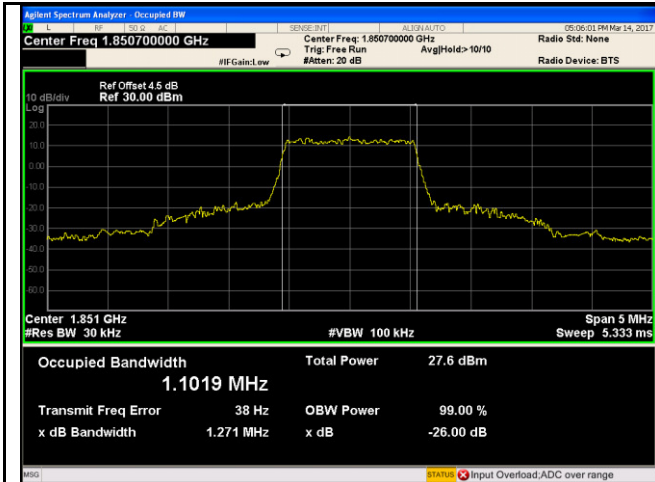
BW(MHz)	Channel	Frequency (MHz)	Modulation	99% Occupied Bandwidth (MHz)	26 dB Bandwidth (MHz)
5	20775	2503	16QAM	4.5378	5.074
			QPSK	4.5286	5.046
5	21100	2535	16QAM	4.5332	5.064
			QPSK	4.5348	5.026
5	21425	2568	16QAM	4.5326	5.019
			QPSK	4.5256	5.059
10	20800	2505	16QAM	9.0648	10.00
			QPSK	9.0645	10.02
10	21100	2535	16QAM	9.0334	10.13
			QPSK	9.0562	10.03
10	21400	2565	16QAM	9.0317	10.05
			QPSK	9.0459	10.09
15	20825	2508	16QAM	13.500	14.86
			QPSK	13.509	14.76
15	21100	2535	16QAM	13.442	14.74
			QPSK	13.440	14.59
15	21400	2563	16QAM	13.463	15.01
			QPSK	13.458	14.88
20	20850	2510	16QAM	17.9500	19.44
			QPSK	17.917	19.25
20	21100	2535	16QAM	17.934	19.30
			QPSK	17.906	19.16
20	21350	2560	16QAM	17.890	19.22
			QPSK	17.878	19.23

LTE Band XVII(Part 27)

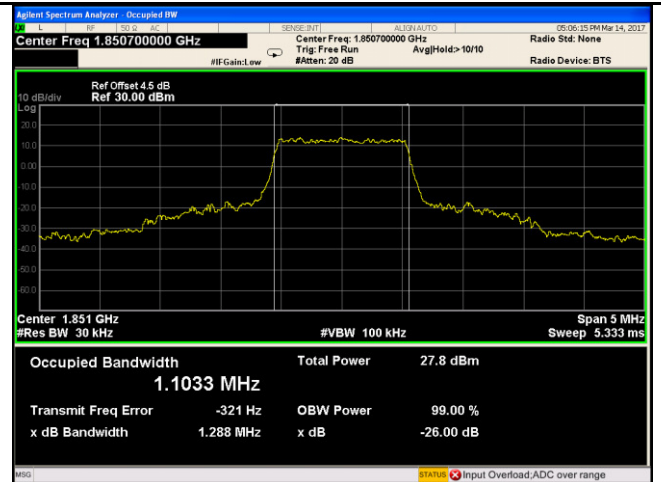
BW(MHz)	Channel	Frequency (MHz)	Modulation	99% Occupied Bandwidth (MHz)	26 dB Bandwidth (MHz)
5	23755	706.5	16QAM	4.5282	5.063
			QPSK	4.5270	5.007
5	23790	710	16QAM	4.5103	5.042
			QPSK	4.5187	5.013
5	23825	713.5	16QAM	4.5311	5.070
			QPSK	4.5512	5.056
10	23780	709	16QAM	9.0061	9.931
			QPSK	9.9814	9.955
10	23790	710	16QAM	9.9853	9.989
			QPSK	9.9726	9.919
10	23800	711	16QAM	9.0366	9.980
			QPSK	9.0321	9.960

Test Plots

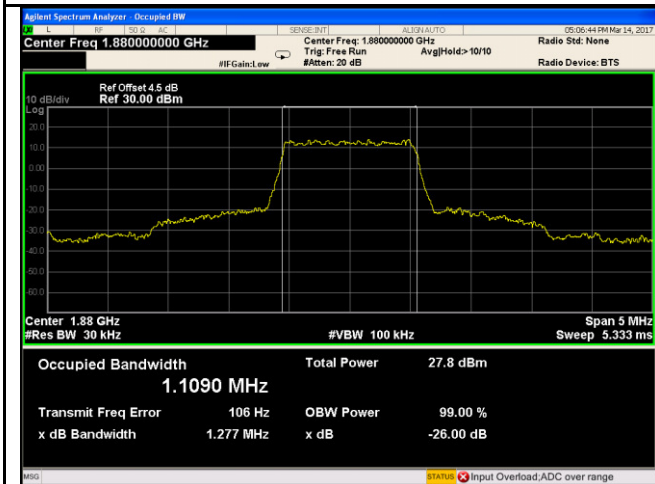
LTE Band II (Part 24E)



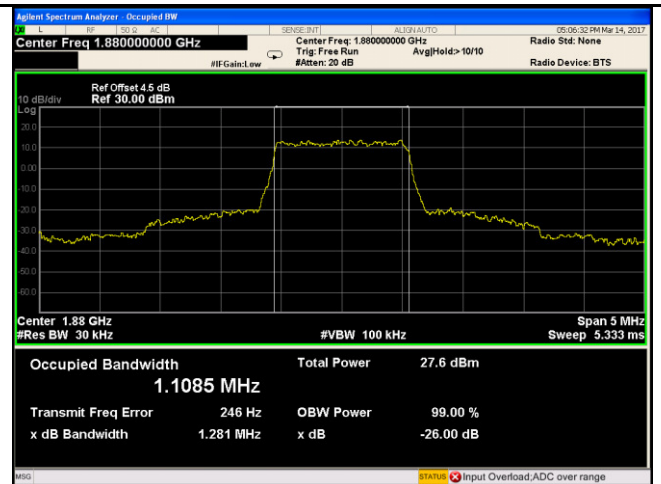
LTE band II - Low CH QPSK-1.4



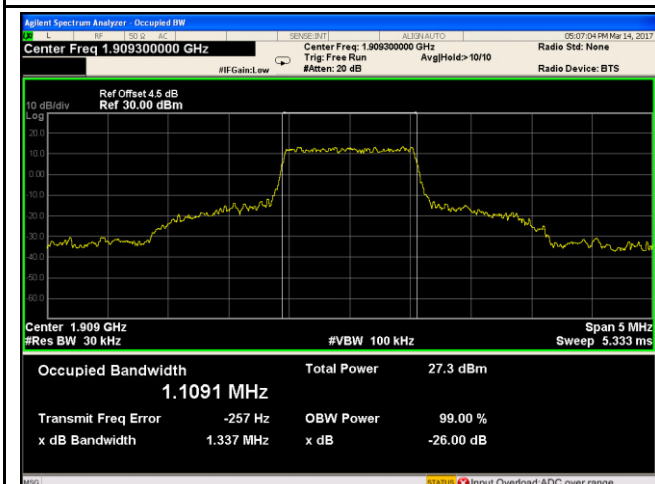
LTE band II - Low CH 16QAM-1.4



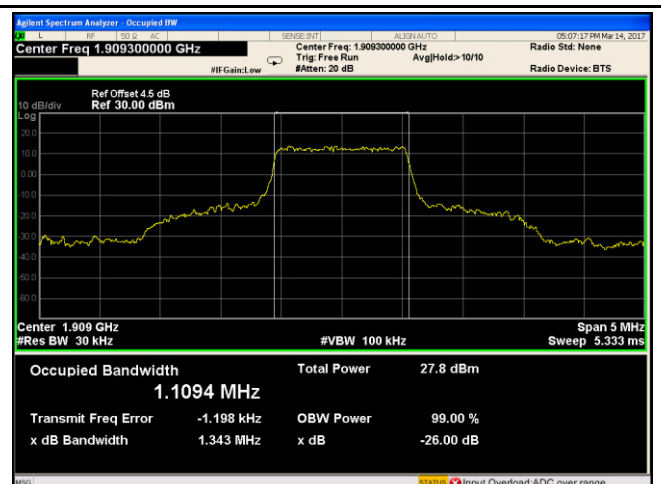
LTE band II - Middle CH QPSK-1.4



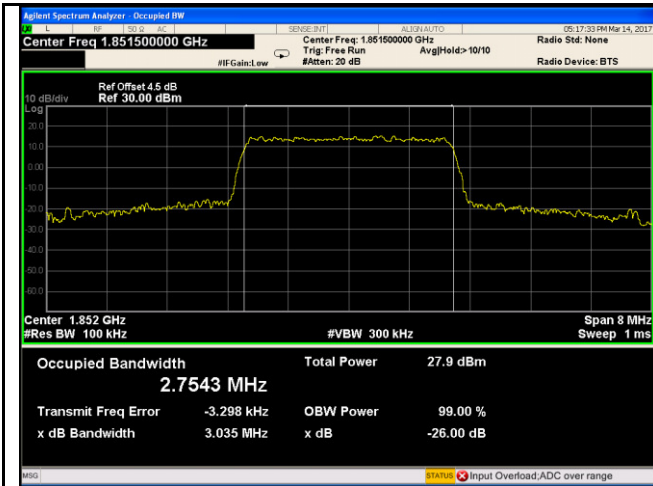
LTE band II - Middle CH 16QAM-1.4



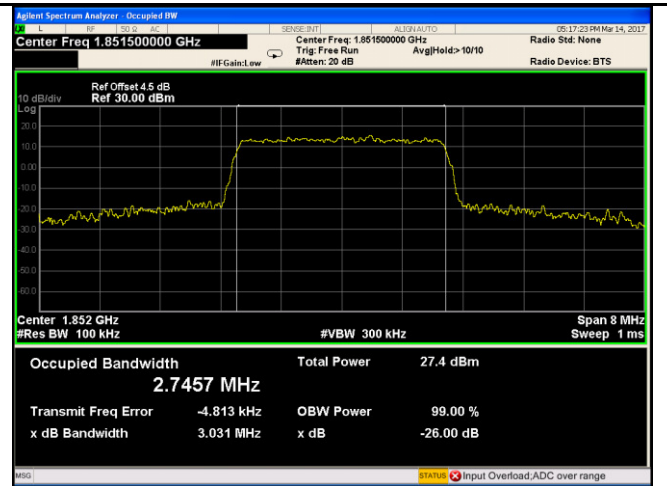
LTE band II - High CH QPSK-1.4



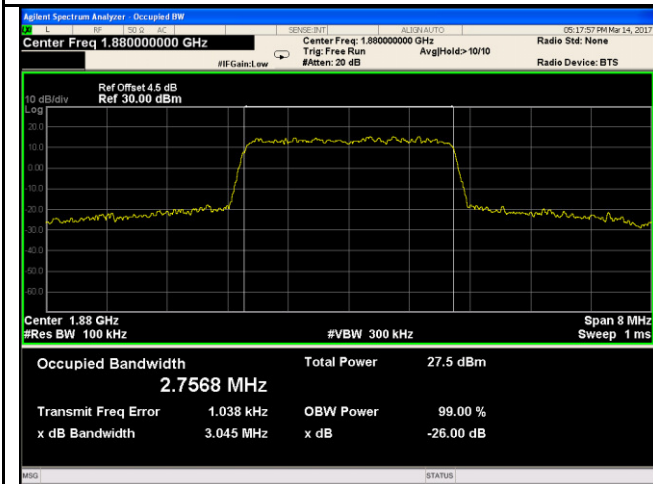
LTE band II - High CH 16QAM-1.4



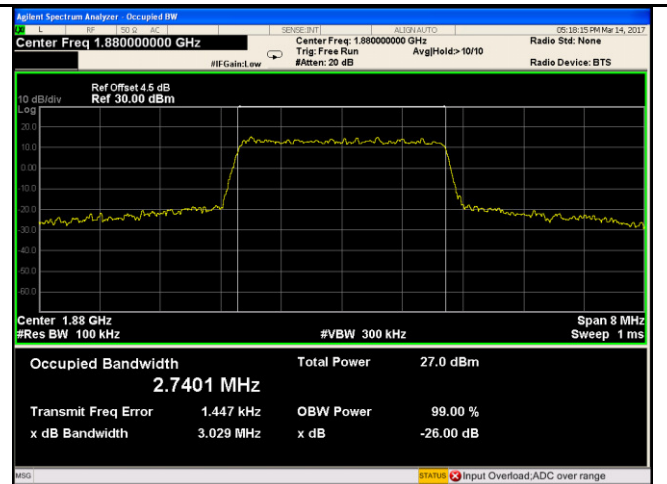
LTE band II - Low CH QPSK-3



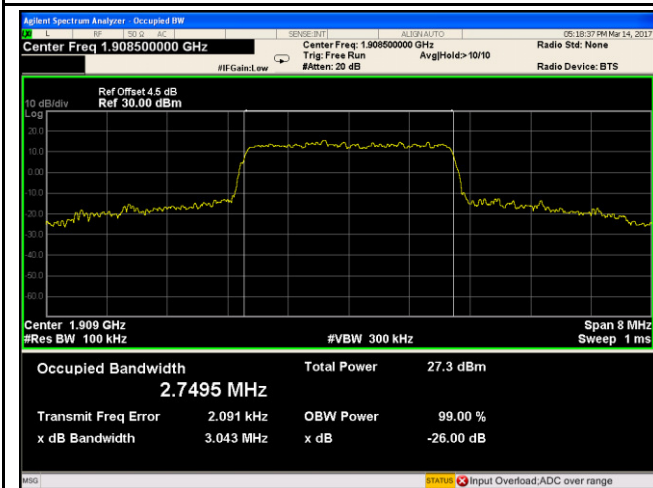
LTE band II - Low CH 16QAM-3



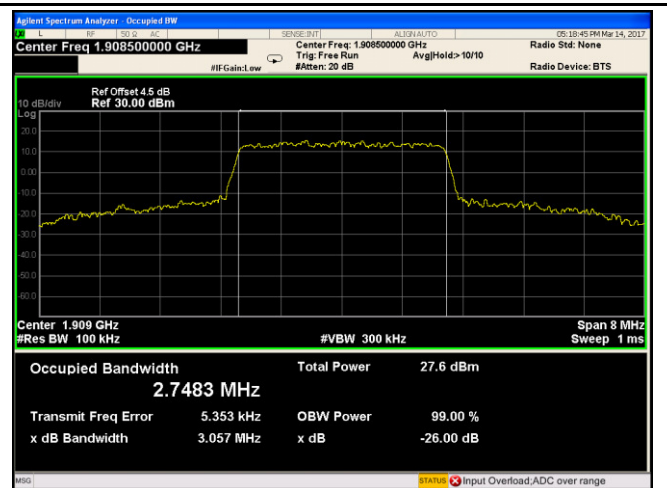
LTE band II - Middle CH QPSK-3



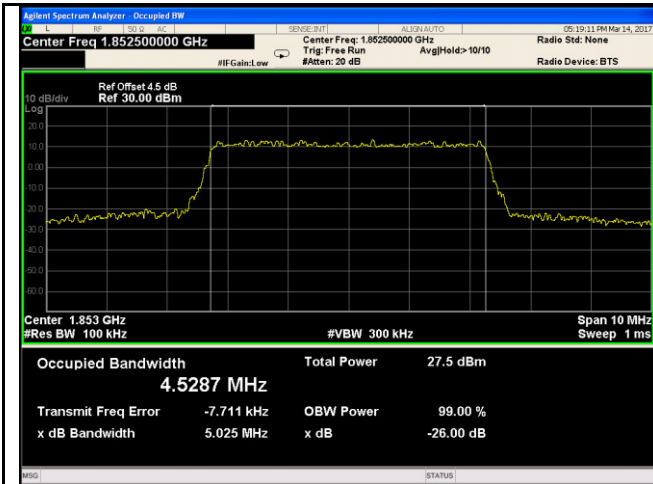
LTE band II - Middle CH 16QAM-3



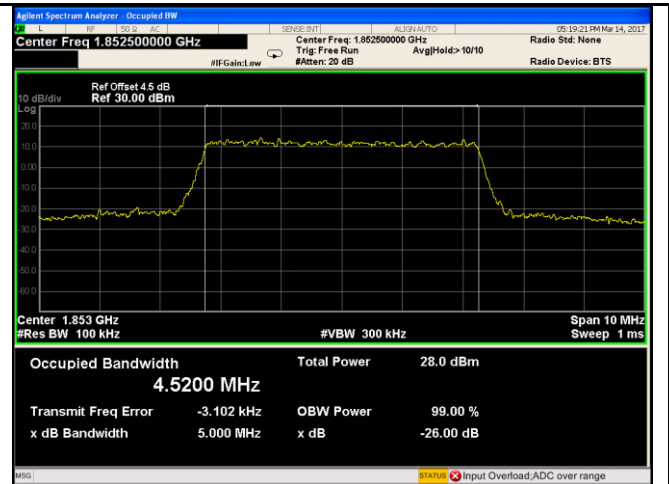
LTE band II - High CH QPSK-3



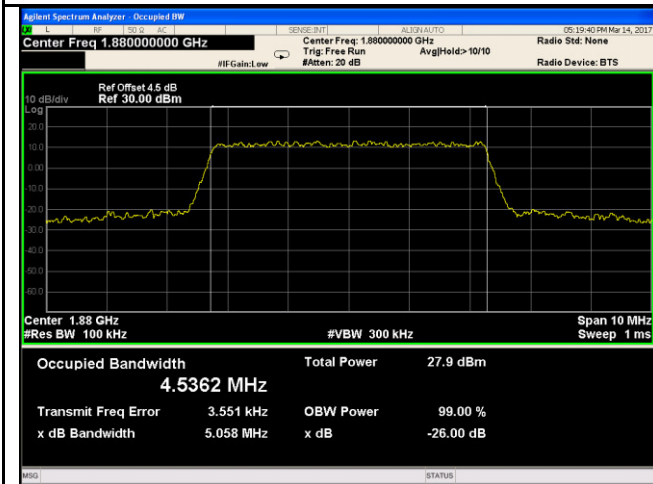
LTE band II - High CH 16QAM-3



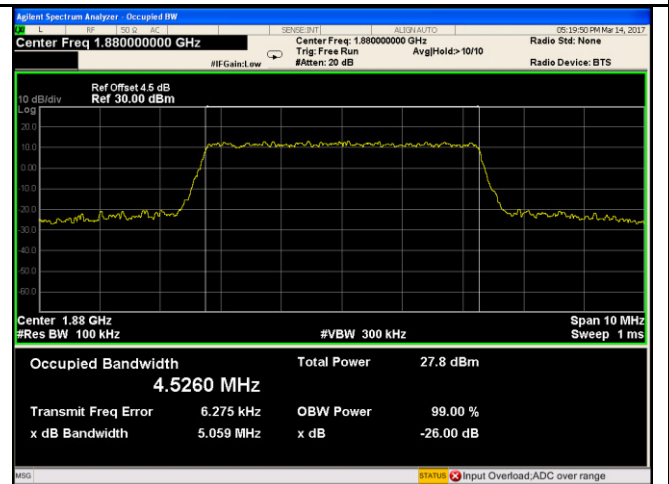
LTE band II - Low CH QPSK-5



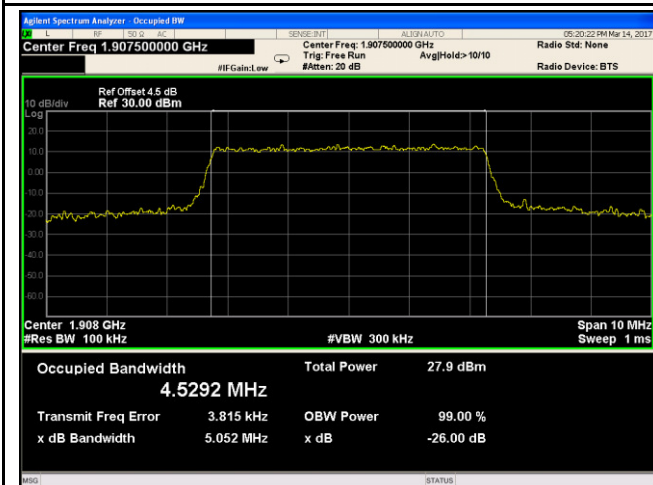
LTE band II - Low CH 16QAM-5



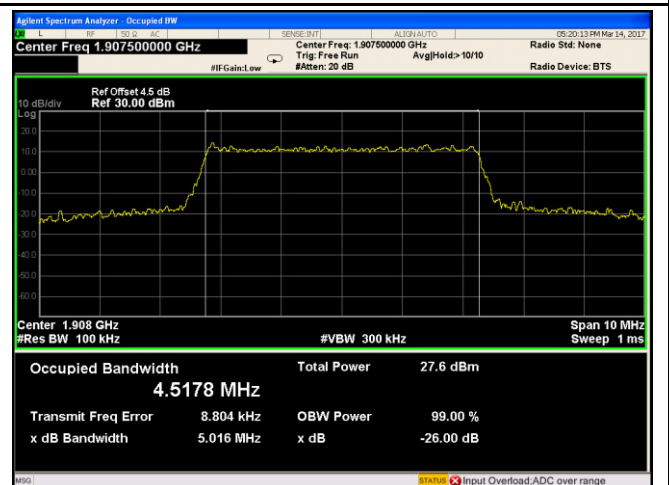
LTE band II - Middle CH QPSK-5



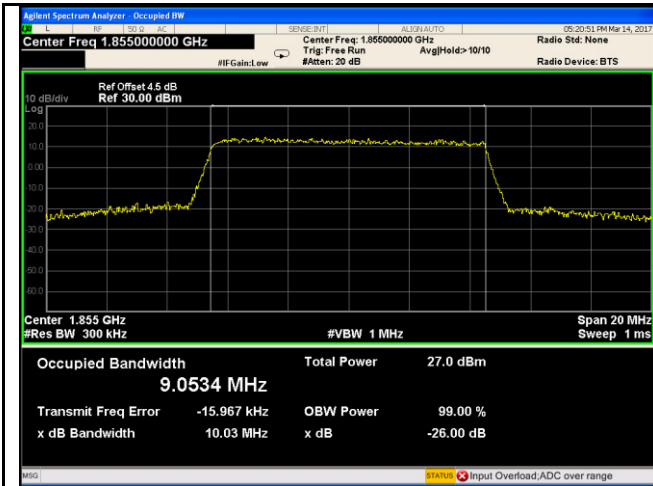
LTE band II - Middle CH 16QAM-5



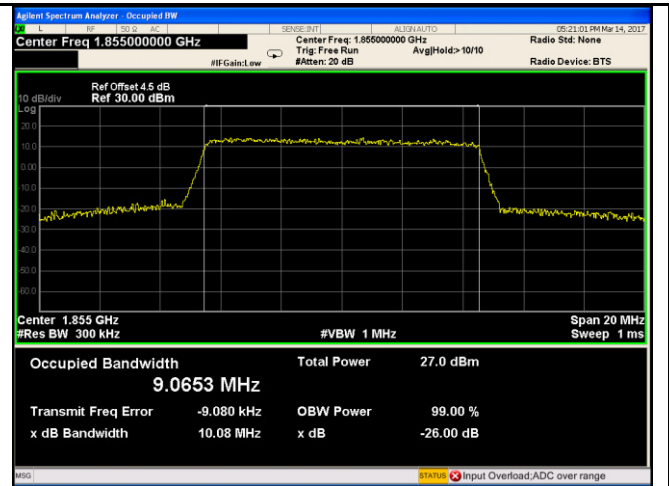
LTE band II - High CH QPSK-5



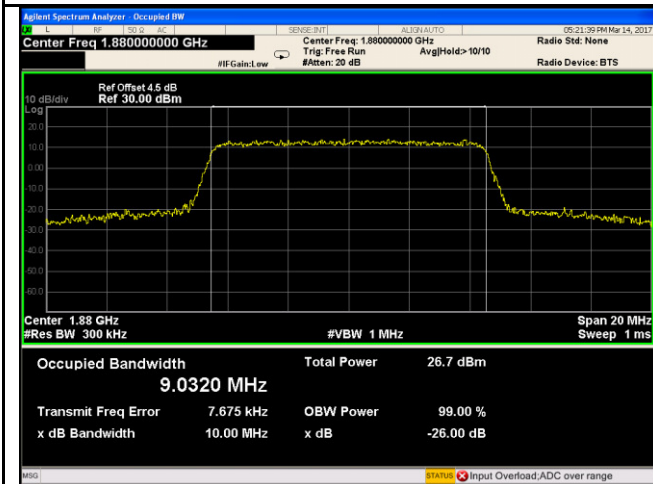
LTE band II - High CH 16QAM-5



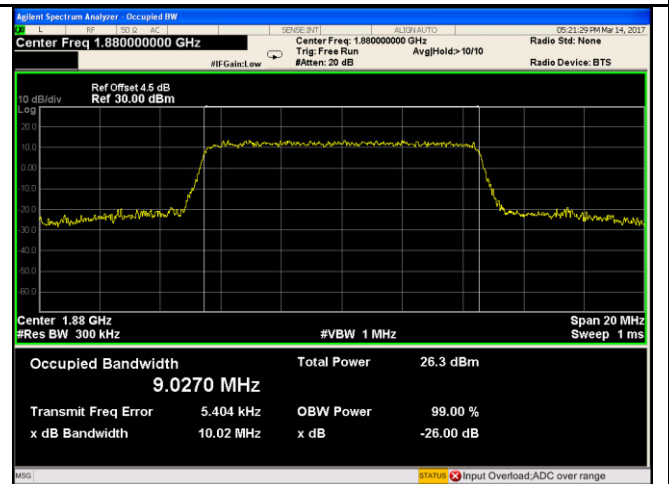
LTE band II - Low CH QPSK-10



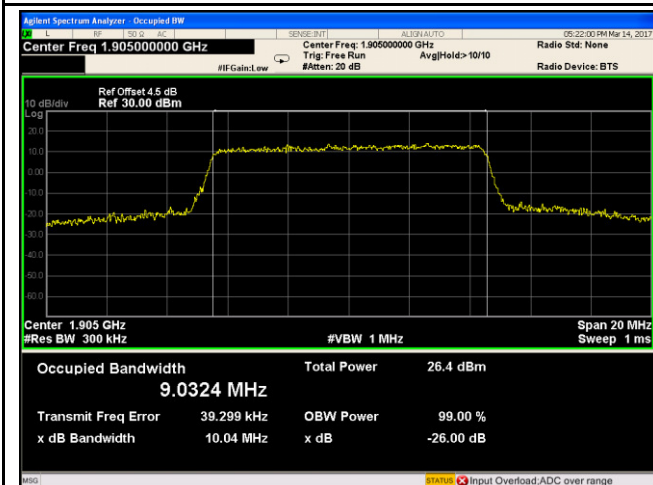
LTE band II - Low CH 16QAM-10



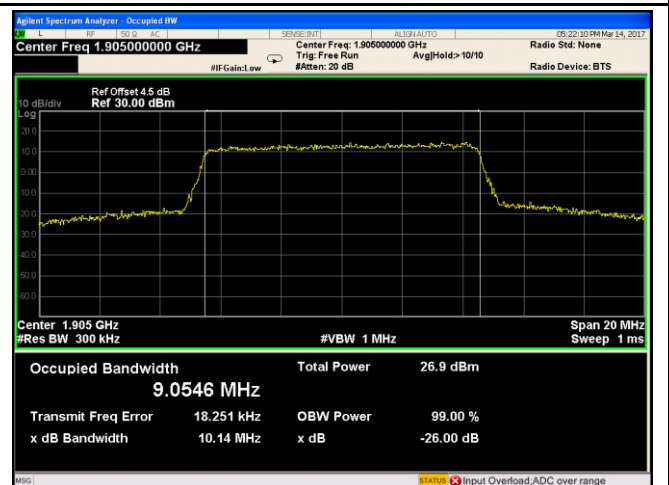
LTE band II - Middle CH QPSK-10



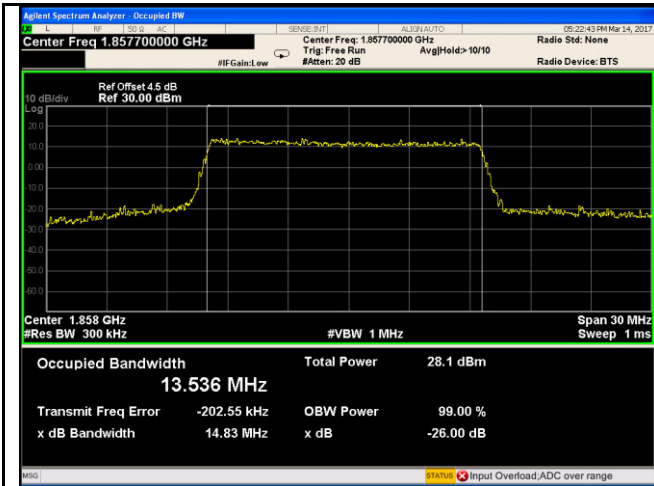
LTE band II - Middle CH 16QAM-10



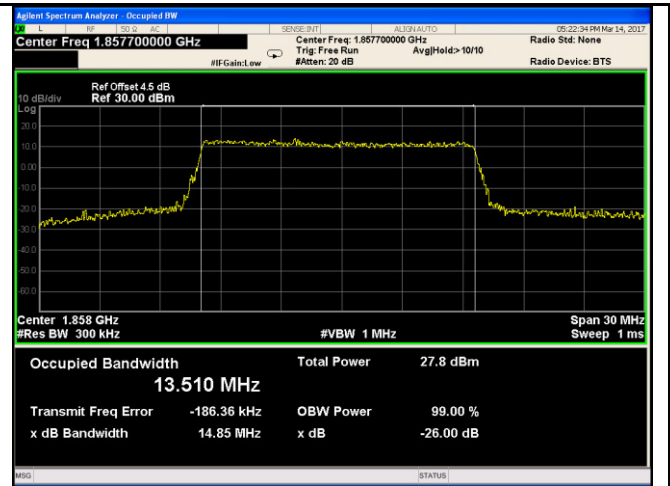
LTE band II - High CH QPSK-10



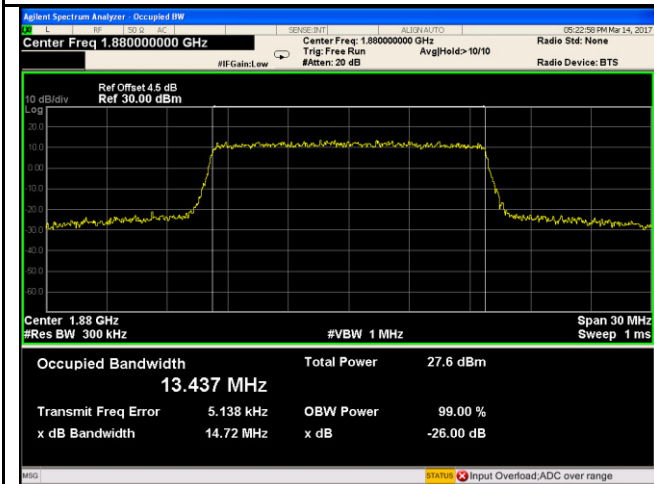
LTE band II - High CH 16QAM-10



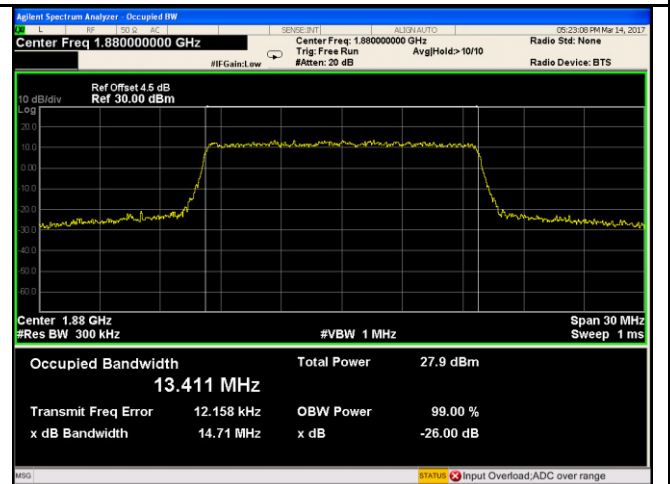
LTE band II - Low CH QPSK-15



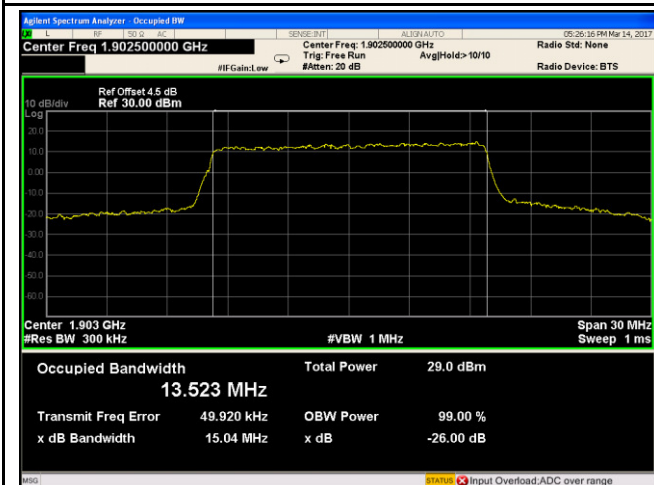
LTE band II - Low CH 16QAM-15



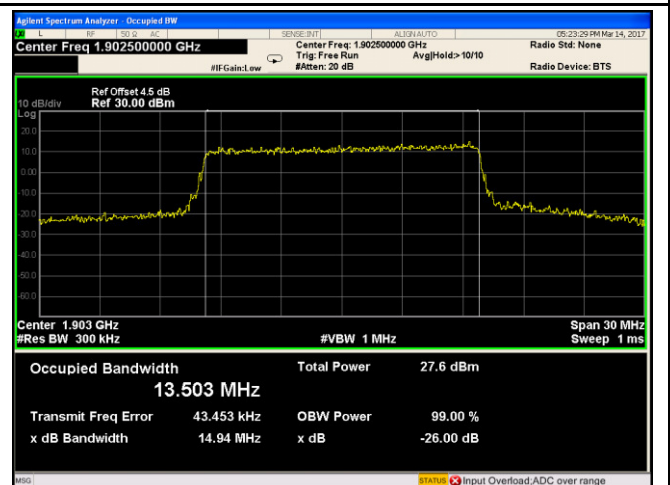
LTE band II - Middle CH QPSK-15



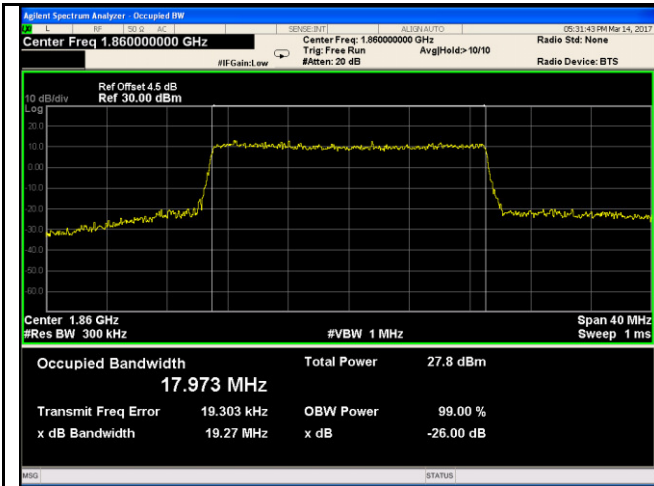
LTE band II - Middle CH 16QAM-15



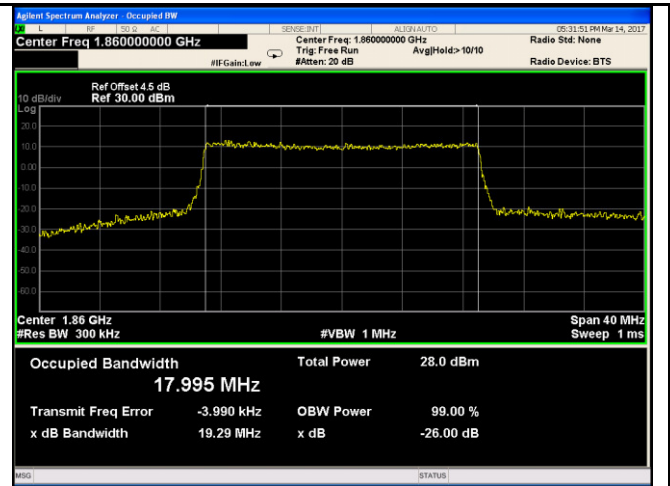
LTE band II - High CH QPSK-15



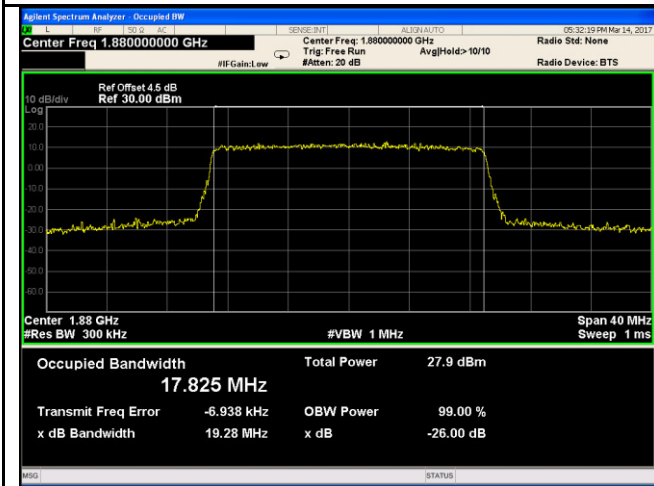
LTE band II - High CH 16QAM-15



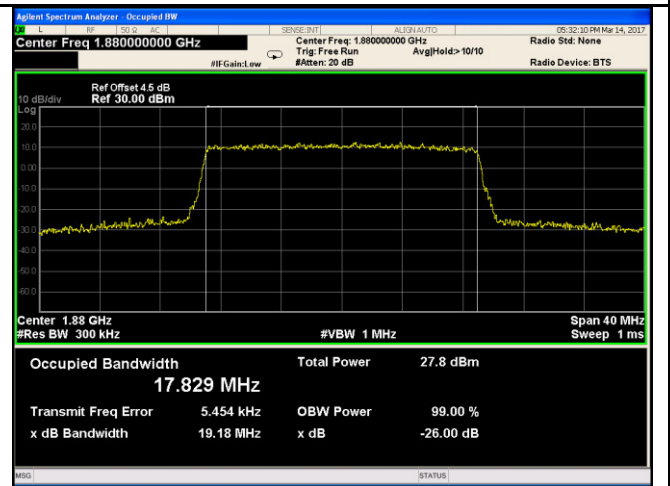
LTE band II - Low CH QPSK-20



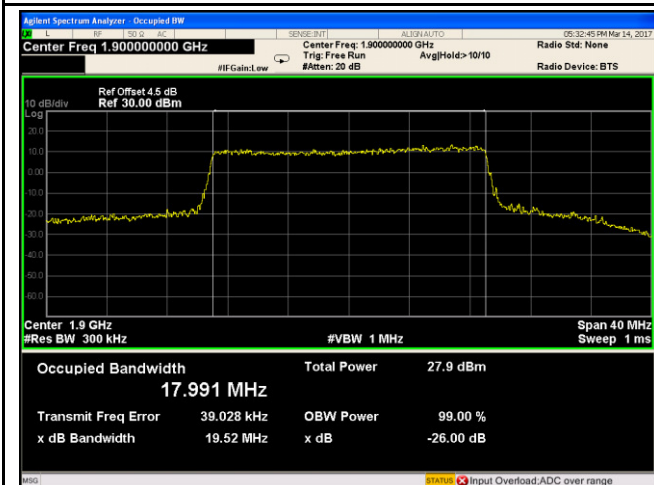
LTE band II - Low CH 16QAM-20



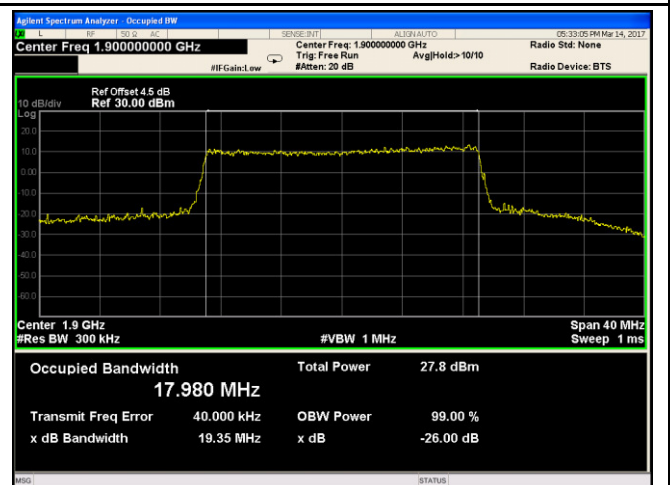
LTE band II - Middle CH QPSK-20



LTE band II - Middle CH 16QAM-20

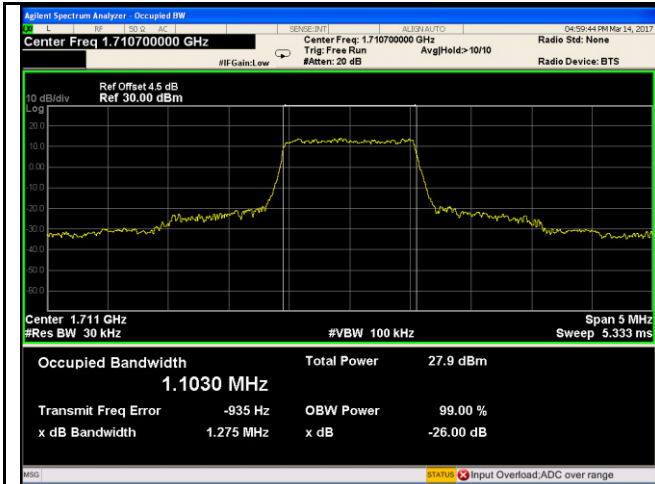


LTE band II - High CH QPSK-20

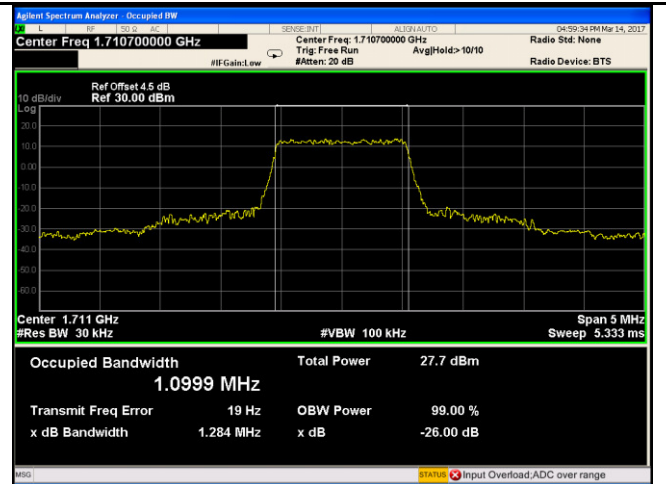


LTE band II - High CH 16QAM-20

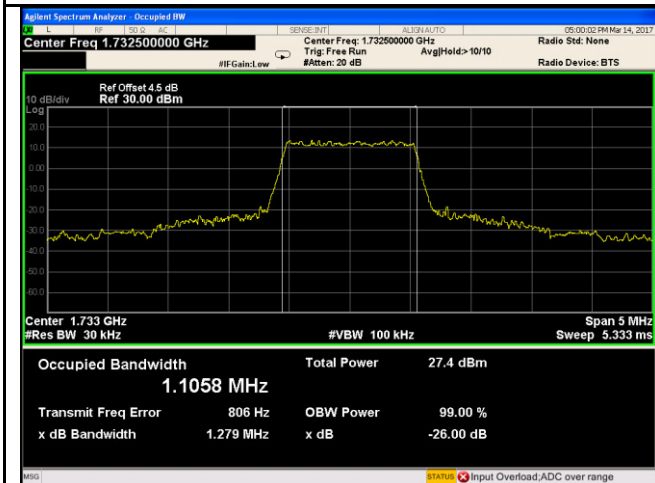
LTE band IV (Part 27)



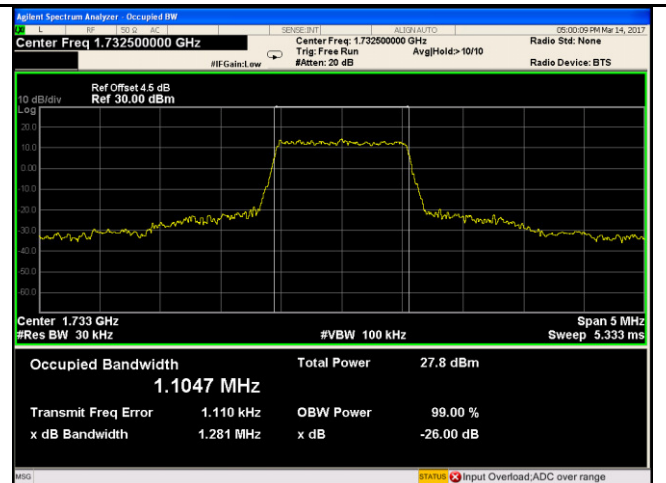
LTE band IV - Low CH QPSK-1.4



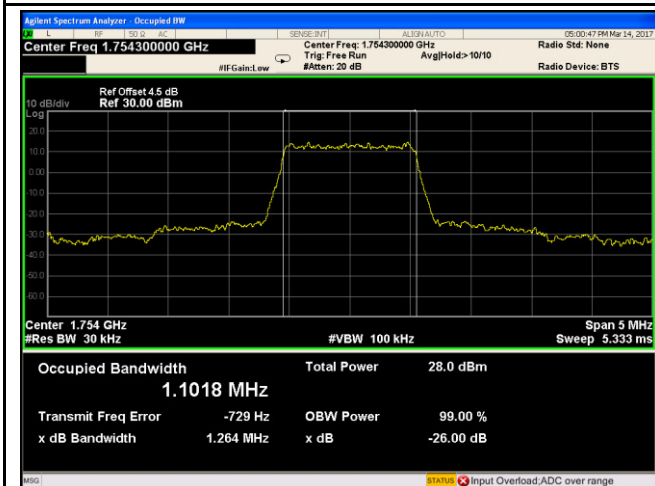
LTE band IV - Low CH 16QAM-1.4



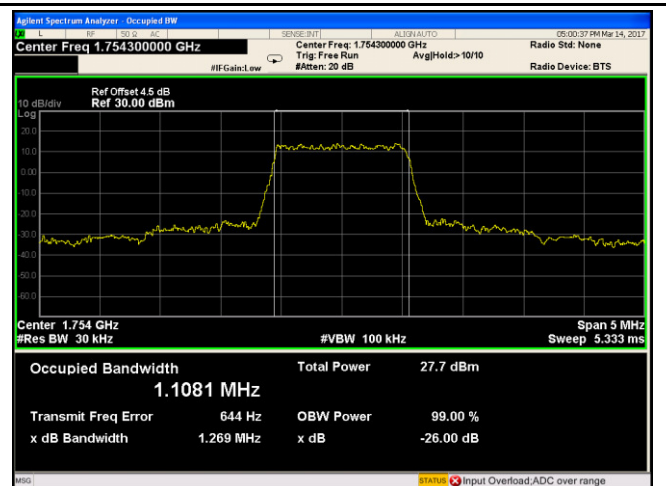
LTE band IV - Middle CH QPSK-1.4



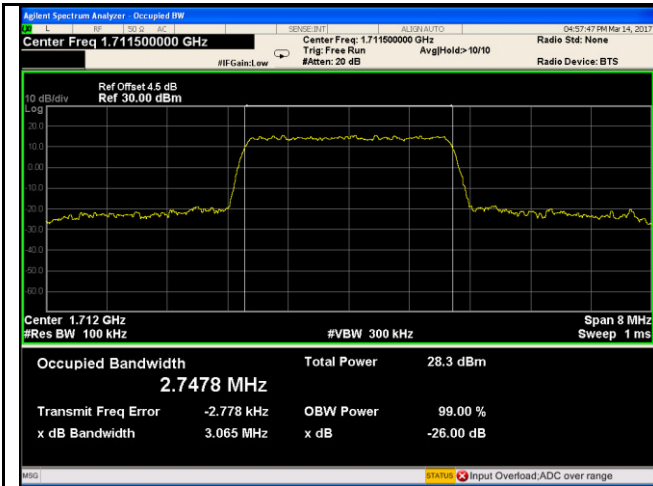
LTE band IV - Middle CH 16QAM-1.4



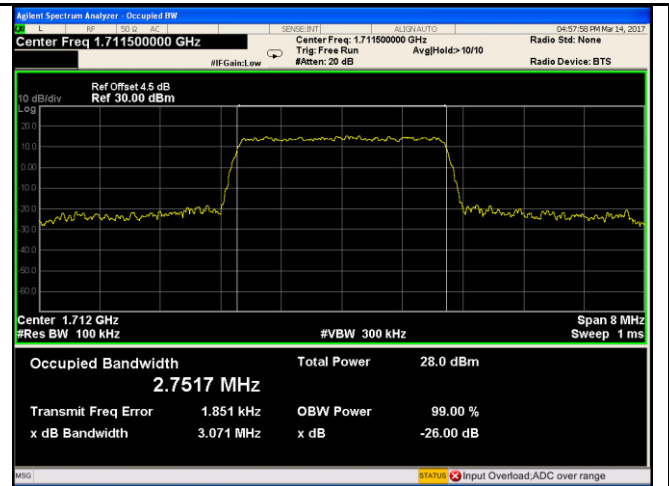
LTE band IV - High CH QPSK-1.4



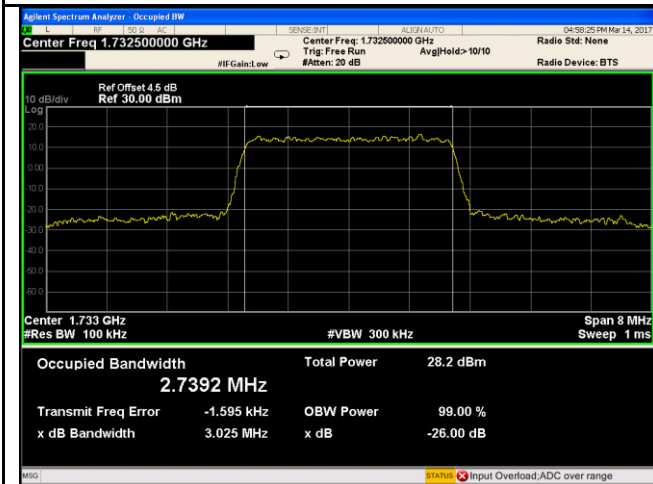
LTE band IV - High CH 16QAM-1.4



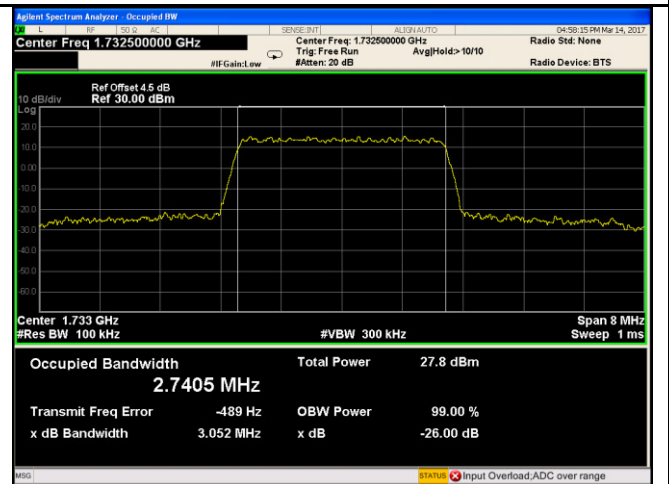
LTE band IV - Low CH QPSK-3



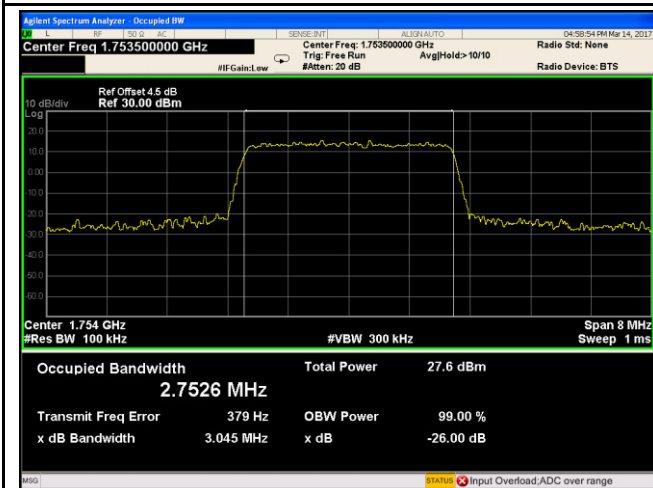
LTE band IV - Low CH 16QAM-3



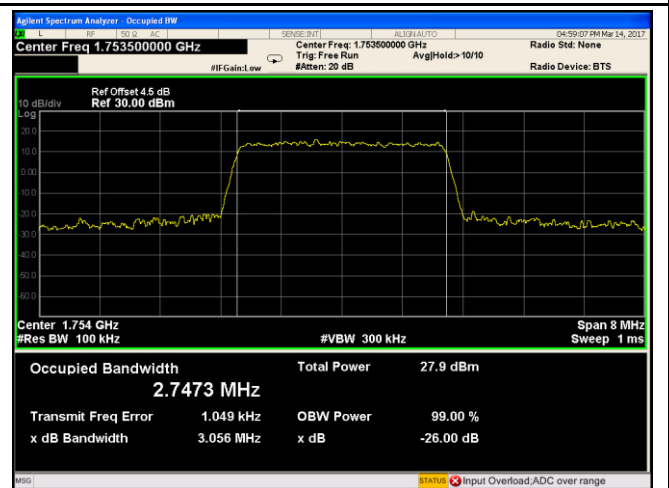
LTE band IV - Middle CH QPSK-3



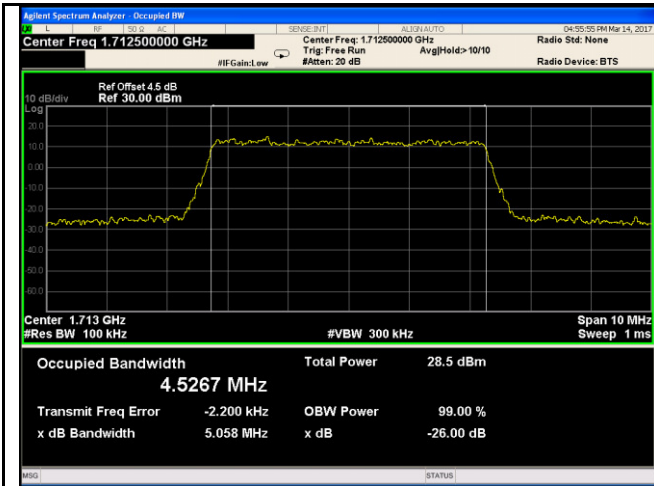
LTE band IV - Middle CH 16QAM-3



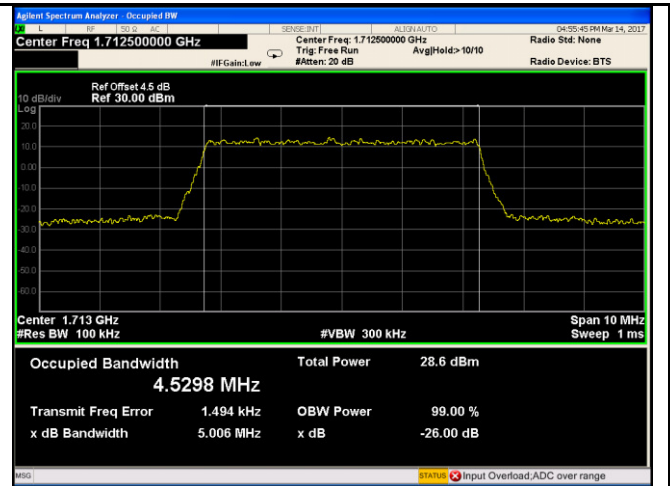
LTE band IV - High CH QPSK-3



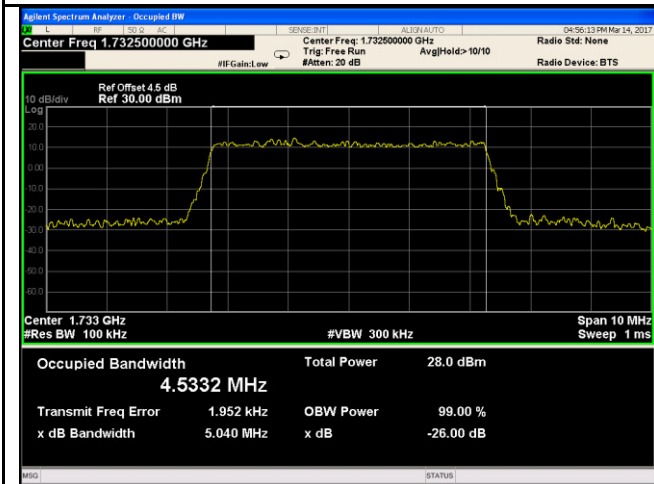
LTE band IV - High CH 16QAM-3



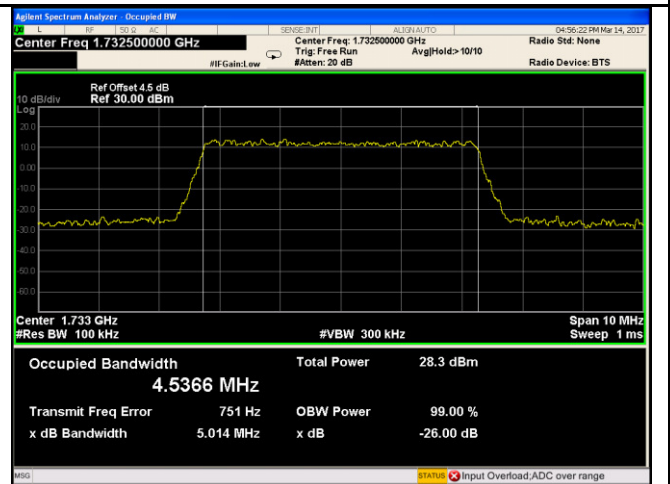
LTE band IV - Low CH QPSK-5



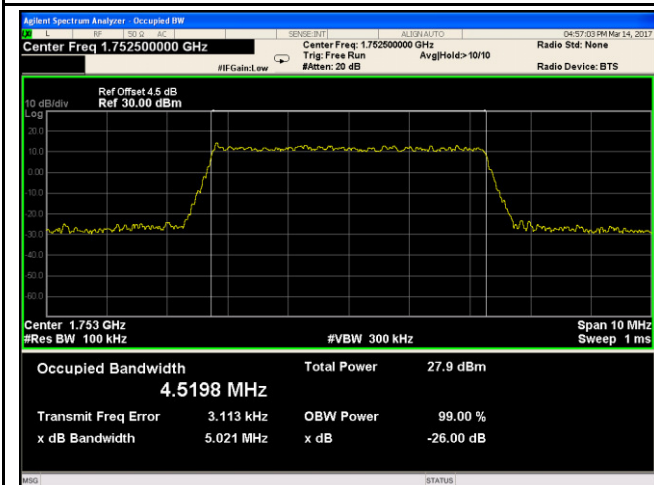
LTE band IV - Low CH 16QAM-5



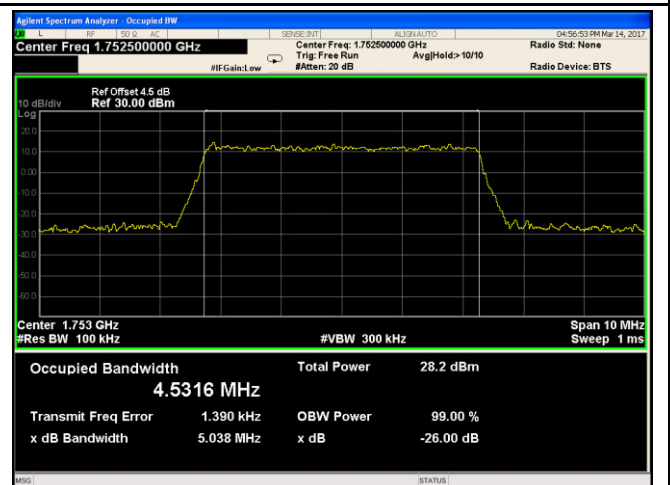
LTE band IV - Middle CH QPSK-5



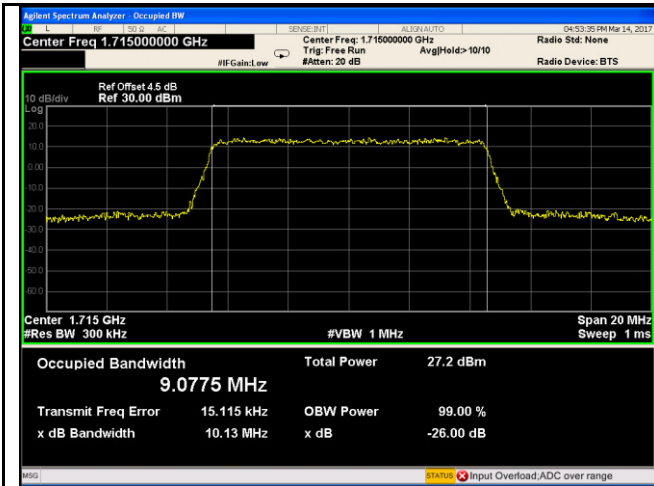
LTE band IV - Middle CH 16QAM-5



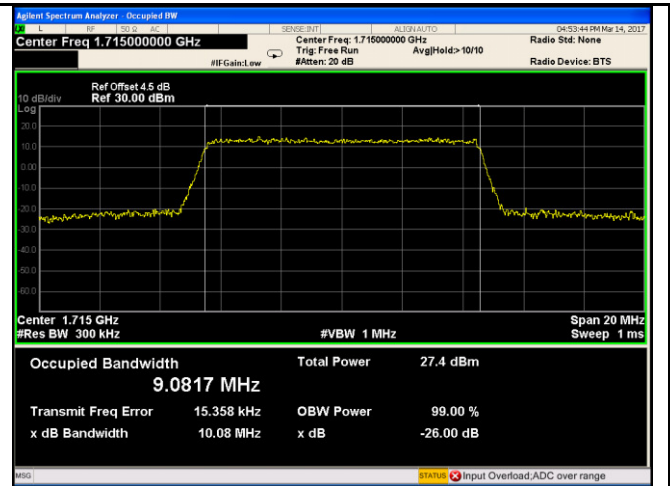
LTE band IV - High CH QPSK-5



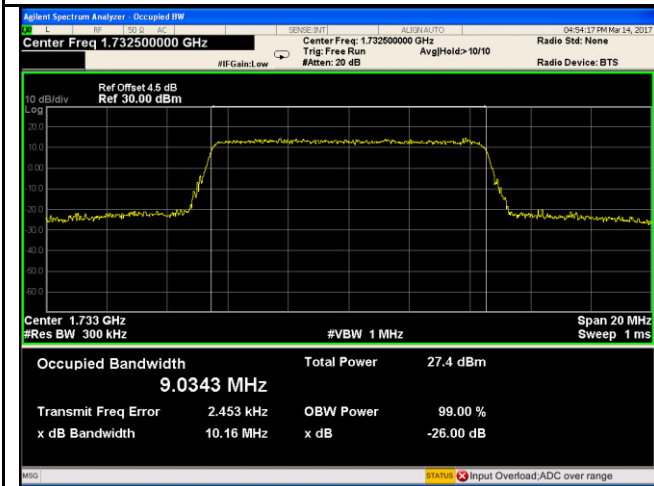
LTE band IV - High CH 16QAM-5



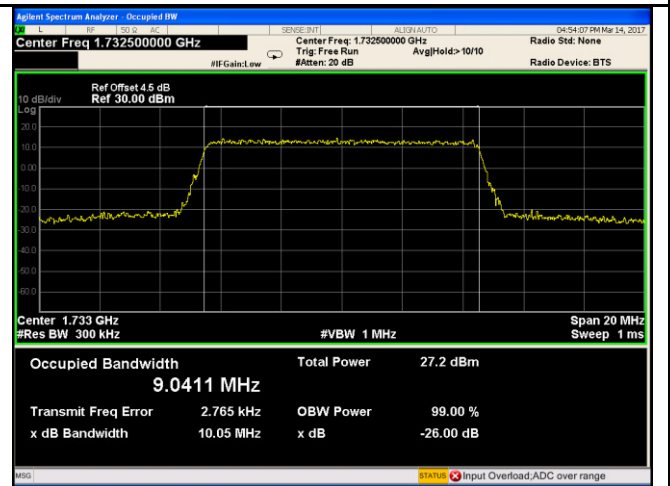
LTE band IV - Low CH QPSK-10



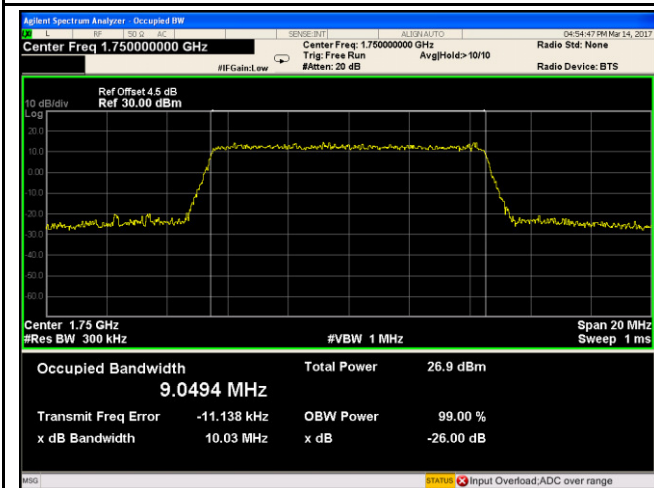
LTE band IV - Low CH 16QAM-10



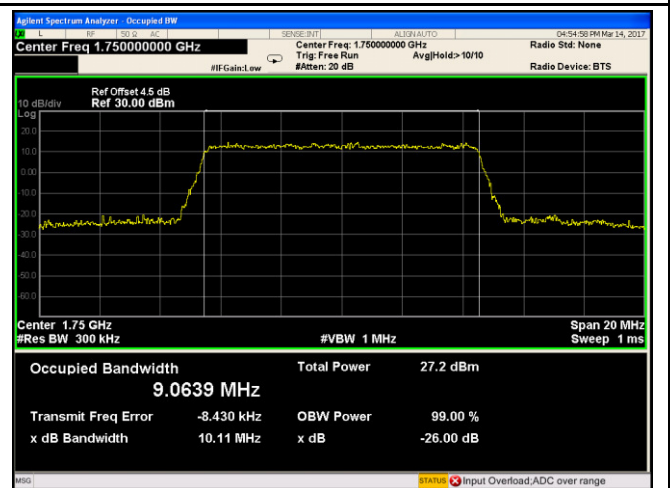
LTE band IV - Middle CH QPSK-10



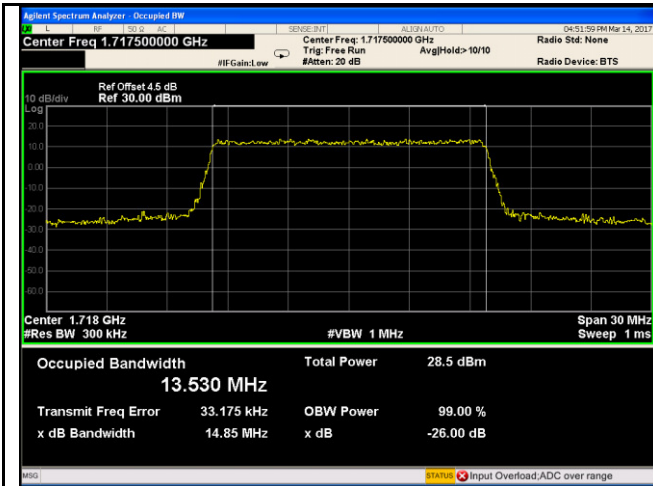
LTE band IV - Middle CH 16QAM-10



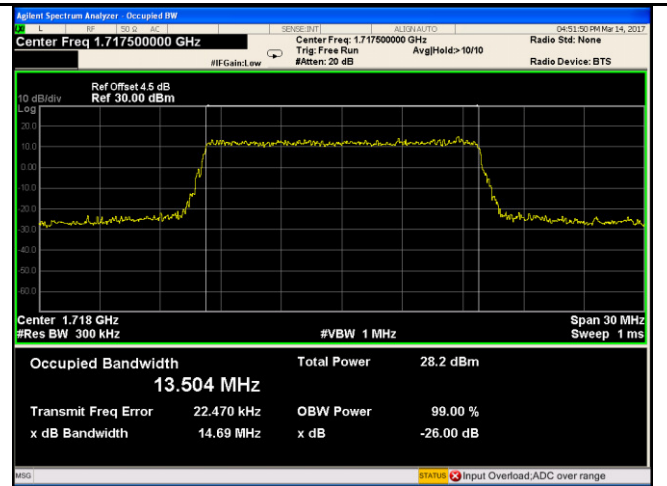
LTE band IV - High CH QPSK-10



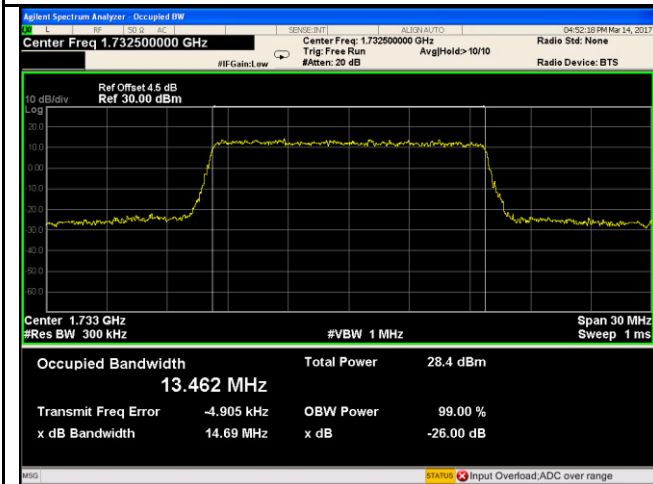
LTE band IV - High CH 16QAM-10



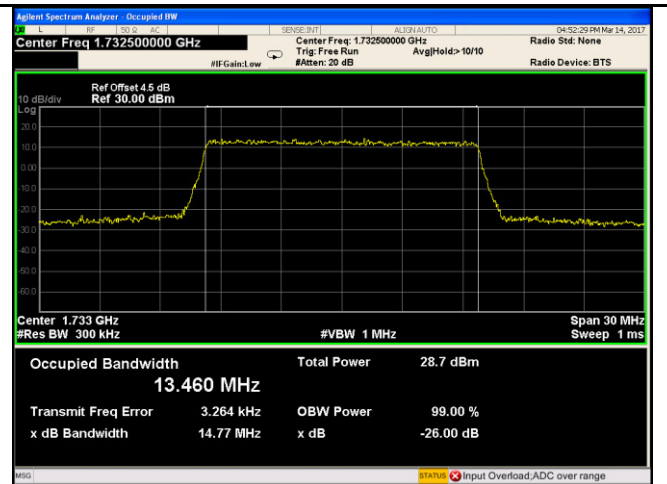
LTE band IV - Low CH QPSK-15



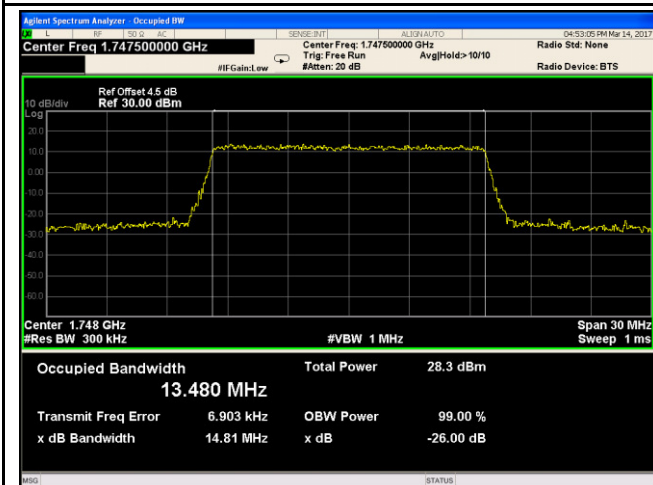
LTE band IV - Low CH 16QAM-15



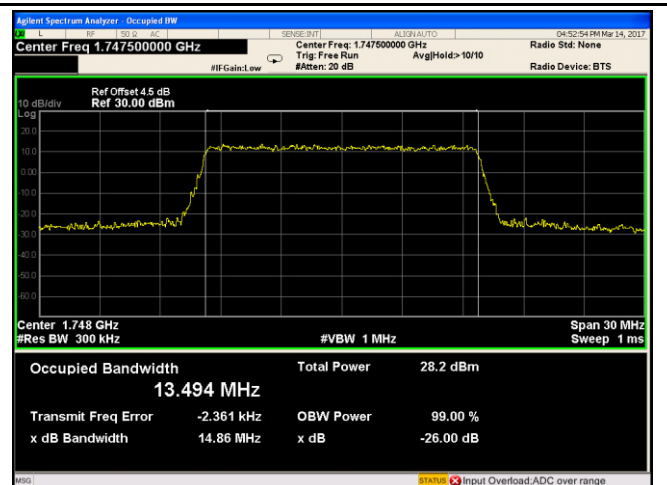
LTE band IV - Middle CH QPSK-15



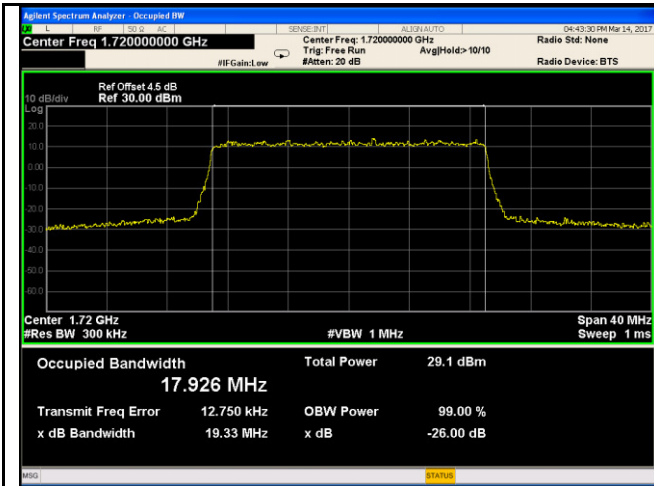
LTE band IV - Middle CH 16QAM-15



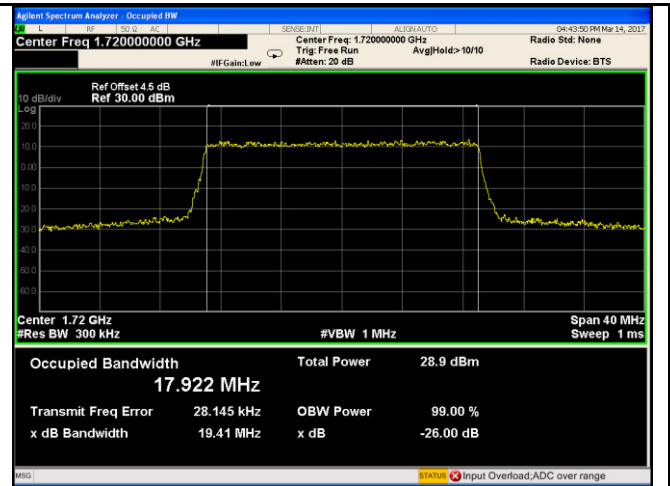
LTE band IV - High CH QPSK-15



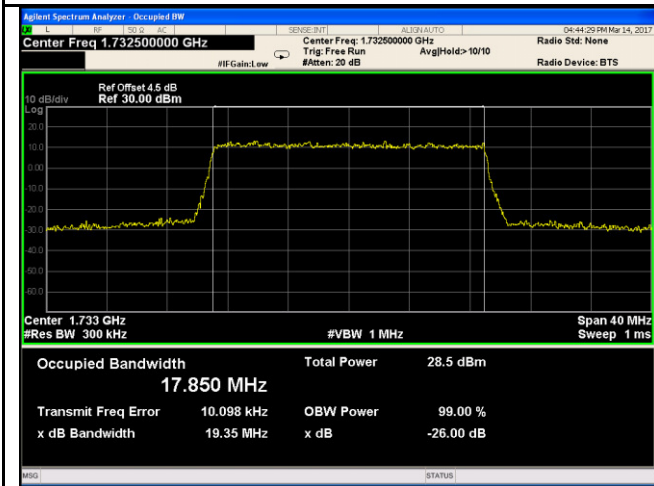
LTE band IV - High CH 16QAM-15



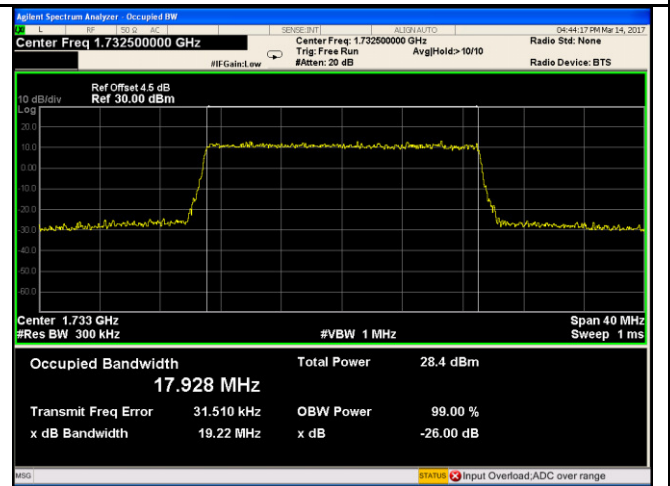
LTE band IV - Low CH QPSK-20



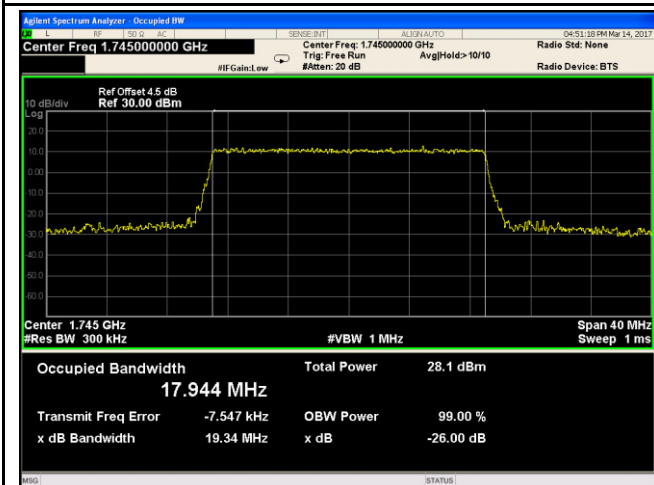
LTE band IV - Low CH 16QAM-20



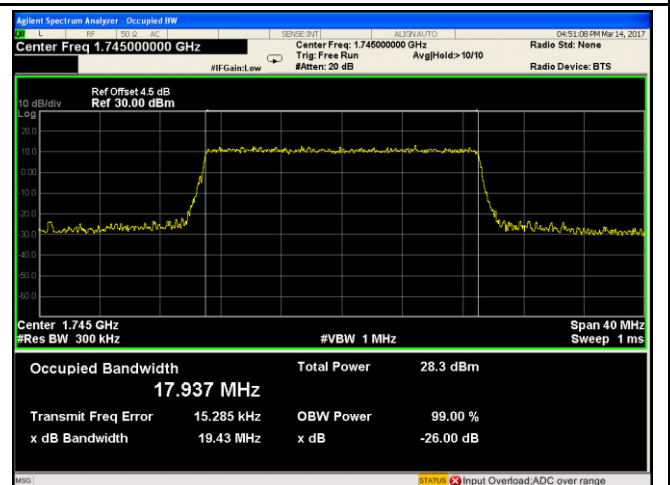
LTE band IV - Middle CH QPSK-20



LTE band IV - Middle CH 16QAM-20



LTE band IV - High CH QPSK-20



LTE band IV - High CH 16QAM-20