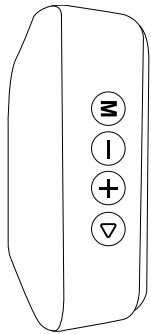


# OWNER'S MANUAL for C339 In. The. Lounge. Bluetooth Speaker



## Bluetooth Pairing/Connection



Turn on speaker by flipping the on/off switch on the back. Bluetooth pairing will activate automatically. Enable the Bluetooth function on your device and find C339 Bluetooth device from the list of pairable devices. Click or tap connect/or tap on the item name to pair the two devices. After a successful connection, the speaker will announce that it has been paired. Now you can listen to your music using the wireless speaker.


## Key Functions




**On/Off:** Flip the on/off switch on the back of the speaker to power on/off.


**Music Pause:** Press the  to pause music. Press  again to resume playback. This can also be used to answer/end calls.

**Volume Increase:** Press and hold the  button to increase volume. Press and hold the  to reduce volume.

**Next Song:** Press the  button to skip to the next song.

**Previous Song:** Press the  button to go back to the previous song.

**Mode:** Switch between Bluetooth and

USB/Line in mode with the  button.

## Accessories Included in Box

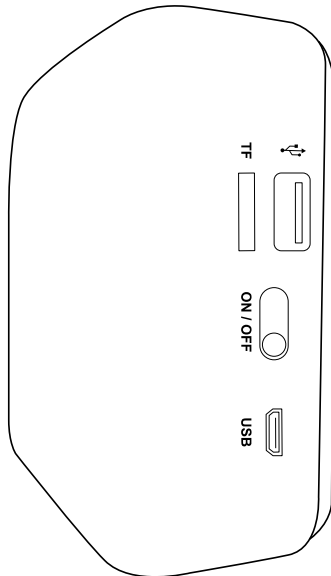
1 x C339 Bluetooth Speaker

1 x Micro USB Charging Cable

1 x Owner's Manual

## Micro USB Cable

To charge Device




Plug the small (micro) end of the USB cable into the USB charging port on the speaker and plug the larger end into the USB

port on a computer or AC adapter (not included).

## Micro SD Card Mode

Plug in a Micro SD card into the Micro SD card slot to play music from an external

source. Press the mode  button to switch between Bluetooth, Micro SD Card, and USB mode.

## USB/Line-in Mode

Plug a USB cable or a USB Flash Drive into the USB slot at the back of the device to listen to music from an external device.

Press the mode  button to switch between Bluetooth, Micro SD Card, and USB mode.

## Important Battery Information

**Warning:** Your product contains a battery and charging system which is designed to work in temperatures that do not exceed 50° C (122° F). Leaving this product in a closed automobile or the trunk of an automobile where temperatures may exceed 50° C may result in permanent battery damage, fire, or explosion. Please remove your product from the automobile when you exit, do not place your product in the trunk of your automobile, and do not leave your product in any location where temperatures may exceed 50° C.

This product contains a non-removable Lithium-Ion rechargeable battery.

## Ecology

Your product must be disposed of properly according to local laws and regulations. Because this product contains a battery, the product must be disposed of separately from household waste.

## Precautions of the Unit

- Do not use the unit immediately after transportation from a cold place to a warm place; condensation problems within the unit may occur affecting performance.
- Do not store the unit near fire, places with high temperature, and/or in direct sunlight. Exposure to direct sunlight or extreme heat (such as inside a parked car) may cause damage or malfunction.
- Clean the unit with a soft cloth or a damp chamois leather. Never use solvents.

## Listen Responsibly

To avoid hearing damage, make sure that the volume on your music player is turned down before playing music through your speaker. Noise levels are measured in decibels (dB), exposure to any noise at or above 85 dB can cause gradual hearing loss. Monitor your use; hearing loss is a function of loudness over time. The louder it is, the less time you can be exposed to it. The softer it is, the more time you can listen to it.

The *Bluetooth*® work mark and logos are registered trademarks owned by Bluetooth SIG, Inc. and any use of such marks by Edge Imports Inc. is under license. Other trademarks and trade names belong to their respective owners.

## FCC Warning Statement

Changes or modifications not expressly approved by the party responsible for compliance could void the user's authority to operate the equipment. This equipment has been tested and found to comply with the limits for a Class B digital device, pursuant to Part 15 of the FCC Rules. These limits are designed to provide reasonable protection against harmful interference in a residential installation. This equipment generates uses and can radiate radio frequency energy and, if not

## OWNER'S MANUAL For TL810 Bluetooth Headphones

installed and used in accordance with the instructions, may cause harmful interference to radio communications.

However, there is no guarantee that interference will not occur in a particular installation. If this equipment does cause harmful interference to radio or television reception, which can be determined by turning the equipment off and on, the user is encouraged to try to correct the interference by one or more of the following measures:

- Reorient or relocate the receiving antenna.
- Increase the separation between the equipment and receiver.

-Connect the equipment into an outlet on a circuit different from that to which the receiver is connected.

- Consult the dealer or an experienced radio/TV technician for help.

### FCC Information

This device complies with Part 15 of the FCC Rules. Operation is subject to the following two conditions: (1) this device may not cause harmful interference, and (2) this device must accept any interference received, including interference that may cause undesired operation.

FCC ID: 2AE9W-C339

Model: C339