

TRASENSE MOVEMENT TS-SH06 USER'S MANUA

PAGE ONE

Hello TRASENSE LYTICS

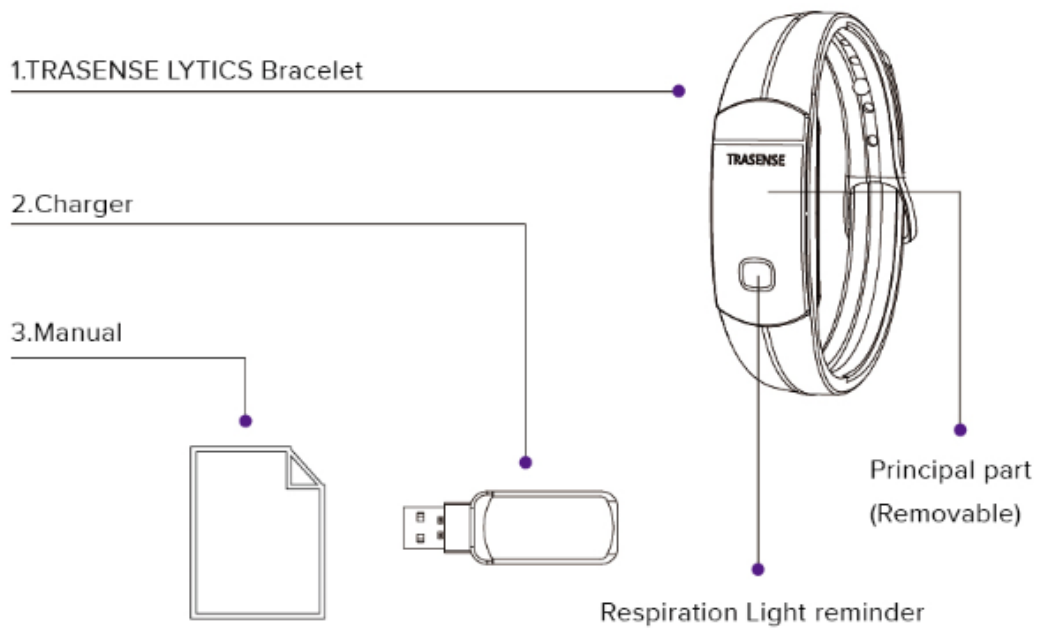
PAGE TWO

In the box

TRASENSE LYTICS Bracelet (Principal part+Wristband+ TRASENSE Light)

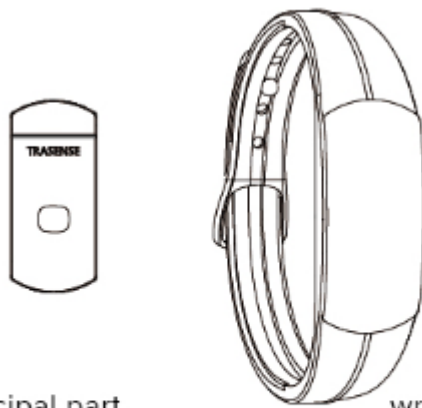
Charger

Manual



PAGE THREE

Assembly and put on bracelet



Principal part

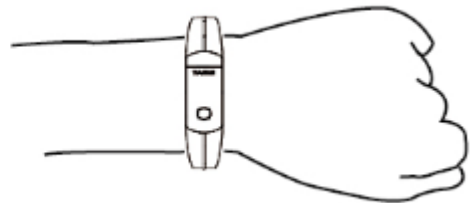
wristband

- 1 take out the principal part and the wristband



- 2 put the principal part into the wristband

- 3 wear the smart bracelet TRASENSE LYTICS



PAGE FOUR

Get the TRASENSE LYTICS APP

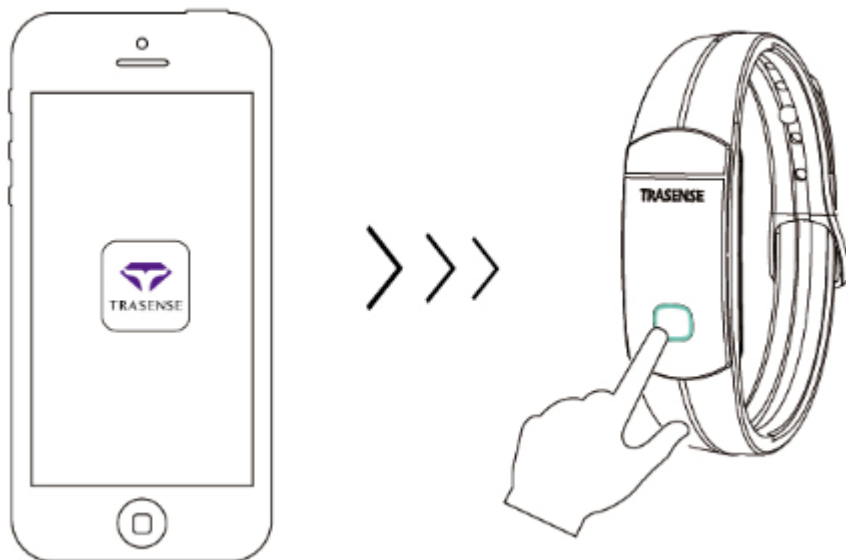


Search “TRASENSE LYTICS” in Google play or App store to download and install the TRASENSE LYTICS APP, also you can get it by scanning the QR code.

PAGE FIVE

Bind TRASENSE LYTICS

Run TRASENSE LYTICS APP and go to the interface “Me”, click the icon”Lock”, then the App start to search TRASENSE LYTICS. Double tapping the bracelet when the cyan light flashes. The bracelet will vibrate after bind success. Enjoy your time with TRASENSE LYTICS bracelet!



PAGE SIX

The world of bracelet:TRASENSE LYTICS

- Charge indicate
- Call reminder
- Goal achievement
- Alarm clock
- Synchronization

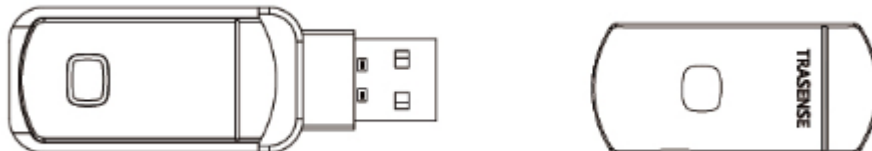
PAGE SENVEN

About waterproof

TRASENSE LYTICS Bracelet use ultrasonic technology. With waterproof IP67, you don't need to take off TRASENSE bracelet when you take a shower or swim in daily life.



Bracelet charging



PAGE EIGHT

Basic parameters of the bracelet

TRASENSE LYTICS Bracelet

Battery Type: Lithium polymer battery

Battery Capacity:45MAH

Import Voltage:DC5.0V

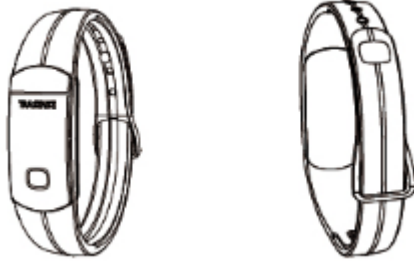
Import Current:45MA(TYP)

Connection:Bluetooth 4.0BLE

Waterproof Rate:IP67

Equipment Require: Android 4.3 or above moblie phone with Bluetooth 4.0

IPhone5/5c/5s/6/6Plus with IOS7.0 or above system



PAGE NINE

### TRASENSE LYTICS Bracelet warranty policy

#### **Product limited Warranty**

All TRASENSE International Co.,Ltd(hereafter called as"TRASENSE")products are warranted and tested to be free from defects in materials and workshop and to conform to the published specifications.During the warranty period should TRASENSE product(s) fail under normal use in the recommended environment due to improper materials or workshop,TRASENSE will repair the product or replace it with a comparable one.This warranty is subject to the conditions and limitations set forth below.

#### **Duration of warranty**

Your TRASENSE products is covered by this warranty for a period of 12 months from the date of purchase.Warranty card or proof of purchase that includes the original purchase date is required for warranty service.TRASENSE reserve the right to determine whether repair or replacement is suitable upon inspection of the product.The decision made by TRASENSE to repair or replace the product will be final.

PAGE TEN

#### **Limitation**

This warranty does not apply to the product failure caused by accident,abuse,mishandling,immersion in water,improper installation,and alternation,acts of nature,improper usage,or problem with battery or electrical power.In addition,the failure caused by dismantle movement of non--our-company authorized maintainer,move or drop,manipulation that hasn't follow the requests of manual,customer inappropriate preservation,maintain or the usage will also void the product warranty.This warranty only applies to the product itself,and excludes all the batteries and product accessories.

## FCC Statement

This equipment has been tested and found to comply with the limits for a Class B digital device, pursuant to part 15 of the FCC rules. These limits are designed to provide reasonable protection against harmful interference in a residential installation. This equipment generates, uses and can radiate radio frequency energy and, if not installed and used in accordance with the instructions, may cause harmful interference to radio communications. However, there is no guarantee that interference will not occur in a particular installation. If this equipment does cause harmful interference to radio or television reception, which can be determined by turning the equipment off and on, the user is encouraged to try to correct the interference by one or more of the following measures:

- Reorient or relocate the receiving antenna.
- Increase the separation between the equipment and receiver.
- Connect the equipment into an outlet on a circuit different from that to which the receiver is connected.
- Consult the dealer or an experienced radio/TV technician for help.

To assure continued compliance, any changes or modifications not expressly approved by the party.

Responsible for compliance could void the user's authority to operate this equipment. (Example- use only shielded interface cables when connecting to computer or peripheral devices).

This equipment complies with Part 15 of the FCC Rules. Operation is subject to the following two conditions:

- (1) This device may not cause harmful interference, and
- (2) This device must accept any interference received, including interference that may cause undesired operation.

RF warning statement:

The device has been evaluated to meet general RF exposure requirement. The device can be used in portable exposure condition without restriction.

Follow TRASENSE official account by scanning this QR code using Wechat app.

