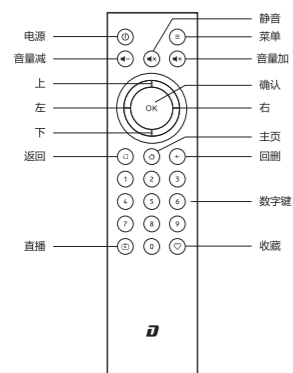


# Damai

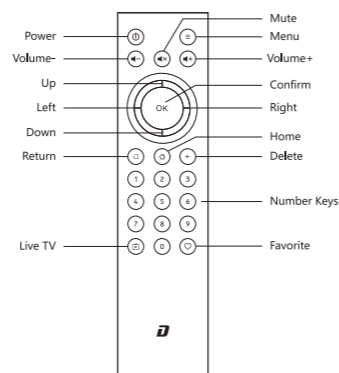
## User Manual

Model: DB3046US

### 遥控器



### Remote control



### FCC Caution

§ 15.19 Labelling requirements.  
This device complies with part 15 of the FCC Rules. Operation is subject to the following two conditions: (1) This device may not cause harmful interference, and (2) this device must accept any interference received, including interference that may cause undesired operation.

§ 15.21 Information to user.  
Any Changes or modifications not expressly approved by the party responsible for compliance could void the user's authority to operate the equipment.

§ 15.105 Information to the user.  
Note: This equipment has been tested and found to comply with the limits for a Class B digital device, pursuant to part 15 of the FCC Rules. These limits are designed to provide reasonable protection against harmful interference in a residential installation. This equipment generates uses and can radiate radio frequency energy and, if not installed and used in accordance with the instructions, may cause harmful interference to radio communications. However, there is no guarantee that interference will not occur in a particular installation. If this equipment does cause harmful interference to radio or television reception, which can be determined by turning the equipment off and on, the user is encouraged to try to correct the interference by one or more of the following measures:

- Reorient or relocate the receiving antenna.
- Increase the separation between the equipment and receiver.
- Connect the equipment into an outlet on a circuit different from that to which the receiver is connected.
- Consult the dealer or an experienced radio/TV technician for help.

Radiation Exposure Statement:  
This equipment complies with FCC radiation exposure limits set forth for an uncontrolled environment. This equipment should be installed and operated with minimum distance 20cm between the radiator & your body.



Service Hotline: 1-888-661-4588

### 产品规格

产品名称	大麦盒子3.0X
型号	DB3046US
CPU	Quad-core 64bit A53
操作系统	Android 6.0
内存	2GB
闪存	8GB
电源	12V 1A
工作环境	工作温度: 0°C~+45°C 湿度: <90% 储存温度: -20°C~+45°C 湿度: <95%
执行标准	GB4943.1-2011,GB9254-2008,YD/T993-1998

### 温馨提示

- USB口外接移动硬盘, 要求外接移动硬盘输出电流不超过 5V 500mA, 否则电路保护会导致移动硬盘无法正常工作。
- 设备周围保持至少10cm空隙, 不要覆盖报纸等物品。
- 设备不得遭受水滴或水溅, 机身上不得放置诸如花瓶一类装满液体的物品。
- 请保持产品远离潮湿、暴晒、高温等环境, 远离具有磁力的物品。
- 请避免刮伤机壳和接口, 避免产品因掉落、摔落或遭受强大力度冲击而损坏。
- 请使用专用电源适配器, 防止因电流过大等原因损坏主板上重要零件。
- 请不要尝试自行拆卸本品, 维修工作仅限本公司授权之工作人员进行。

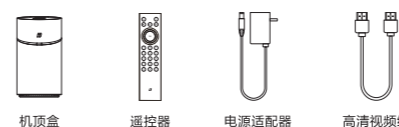
### Product specification:

Product name:	DamaiBox 3.0X
Model number:	DB3046US
CPU:	Quad-core 64bit A53
OS:	Android 6.0
RAM:	2GB
Flash:	8GB
PSU:	12V 1A
Work Environment:	work temperature: 0°C~+45°C humidity: <90% storage temperature: -20°C~+45°C humidity: <95%

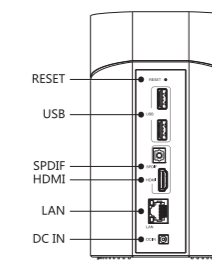
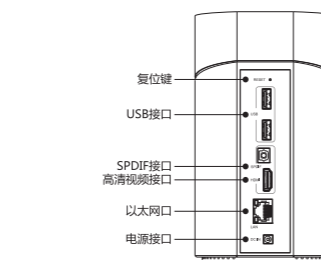
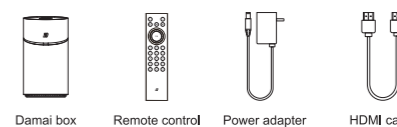
### Friendly reminder:

- The mobile HDD connected USB port and the requirements of external mobile HDD output current can not be more than 5V 500mA, otherwise the protection circuit will result in mobile HDD failure.
- Device needs a minimum of 10cm surrounding gap, do not cover with newspaper and other items.
- Device is not water/splash proof, Objects such as vase filled with liquid should not be placed on top of the device.
- Please keep the product away from moisture, sun exposure, high temperature and objects with magnetic force.
- Please avoid scratches and damages on the casing and interface, avoid dropping or throwing the products which may cause damages due to strong impacts.
- Please use the exclusive power adapter, to prevent excessive current and other reasons, such as damage to the motherboard and important components.
- Please do not attempt to disassemble the product, the maintenance work is limited to the company's authorized staff only.

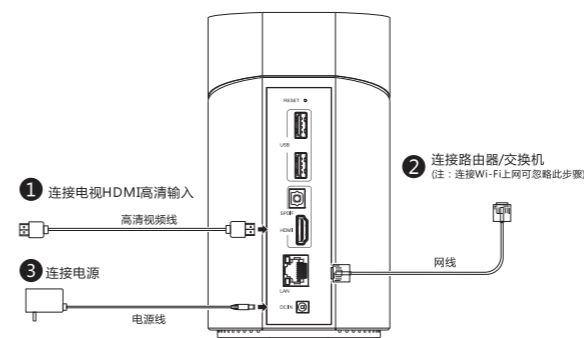
### 装箱清单



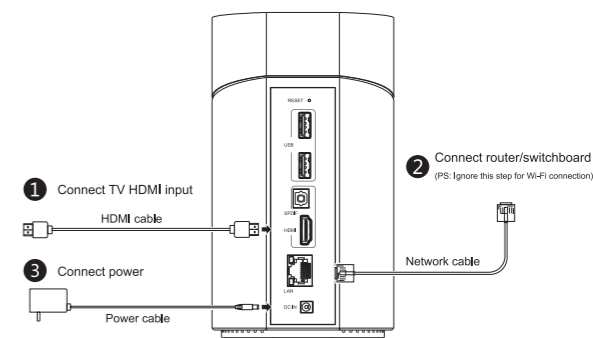
### Packing list



### 安装说明



### Installation instructions



### 设备连接

- 1- 将机顶盒 HDMI OUT 端口①与电视机对应 HDMI 端口对接;
- 2- 如果机顶盒通过有线连接网络, 请将机顶盒的有线网络接口连接至路由器或 ADSL Modem, 如②所示, 连接到网络之后, 默认系统会自动配置网络。
- 3- 机顶盒内置无线, 也可开启机顶盒无线功能, 搜索无线网络, 并通过无线连接至网络。
- 4- 连接高清机顶盒电源线③, 启动机顶盒。

### 网络配置

开机检查指示灯, 确认机顶盒启动正常, 开始配置网络(有线与无线选择一种接入方式即可)

### 配置有线网络

设置->网络设置->有线网络。  
选择进入“有线网络”后, 系统会自动配置并获取到 IP 地址。

### 配置宽带拨号

设置->网络设置->宽带拨号->弹出拨号配置页面。  
输入“用户名/密码”(即: 电信运营商 ADSL 的账号及密码), 再点击“提交”开始拨号上网。  
开启后, 下次启动机顶盒时, 系统会自动拨号上网。

### 配置无线网络

设置->网络设置->无线网络, 系统自动搜索无线信号, 选择一个无线信号。  
输入正确的无线连接密码, 在点击“连接网络”按钮, 即可连接至无线网络。

### Device connection

- 1.Connect the HDMI OUT ① of the box with the TV HDMI input.
- 2.If the box uses wired connection, please connect the wired connection output to wireless router or ADSL Modem, as ②. When connected to network, the system will configure the network automatically.
- 3.The box has embedded Wi-Fi. You may start the Wi-Fi function in the box, search for Wi-Fi, and connect.
- 4.Connect power cord ③ of the box and switch on.

### Network configuration

Switch on the box and check the indicator to verify if the box boots properly, then begin to configure the network.(Choose wireless or wired connection)

### Wired connection configuration

System setup->Network setup->choose 'wired connection'  
When choose wired connection, system will configure the network automatically and obtain IP address.

### PPPOE configuration

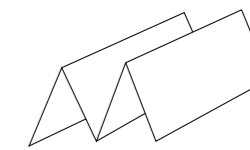
System setup->Network setup->choose 'broadband dial-up'-> pops up dial-up interface.  
Type 'user account/password (Telecom Operators ADSL account and password), click 'dial'.  
Begin dial automatically; if this option is checked, system will dial-up automatically.

### Wireless network configuration

System setup->Network setup->choose 'Wireless network', the system will search for Wi-Fi signals and choose one automatically.  
Type in the right password, click 'network connection', wireless network connected.

## 说明书

尺寸	(L)170x(W)72mm 公差±0.3mm
图框比例	1:1
材质	120g铜版纸
颜色	
位置	装于彩盒内衬盒(纸托三)里, 正面朝上



四联风琴, 注意封面的朝向