

tado°



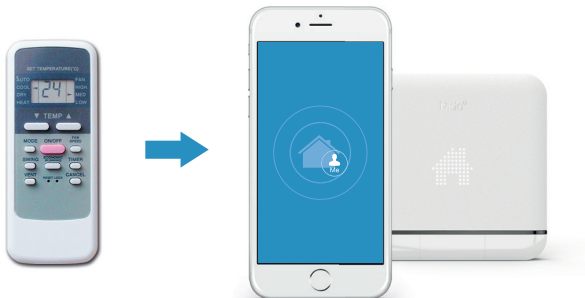
START HERE

WELCOME

Hello!

Meet your tado° Smart AC Control. Instead of using a remote control you can now control your air conditioner with the tado° mobile app and let it adapt to you and your fellow residents' location.

This guide will introduce the Smart AC Control to you and give an overview of the functions.



ACCESSORIES



Adhesive strips
for wall mounting



Micro USB power cord



USB power plug



US adaptor



UK adaptor



EU adaptor

DEVICE



LED touch display to show current information and settings

Infrared (IR) control signal emission window




Table Mount Cable Exit

Micro USB connector for power supply


Areas for adhesive strips

Cable guides


Wall Mount Cable Exit

GET STARTED:

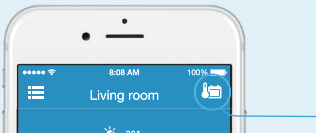
1. DOWNLOAD THE MOBILE APP



2. INSTALL VIA MOBILE APP



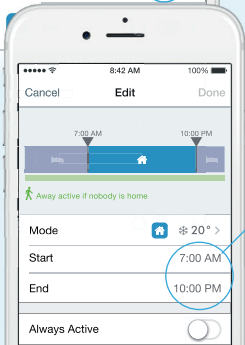
3. SET YOUR SMART SCHEDULE



Go to the Smart Schedule and configure it to meet your needs.



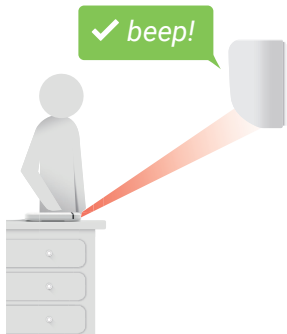
Choose your AC settings for when you are home.



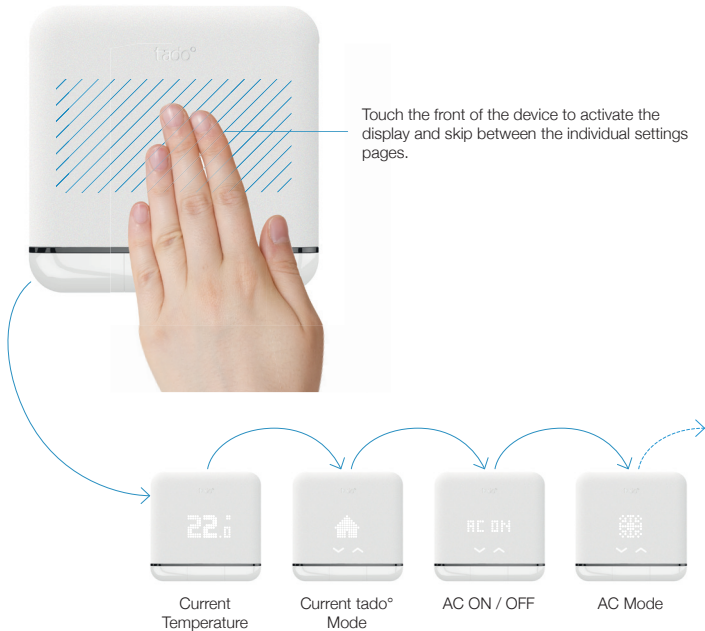
Set your wake-up and bed times.

IMPORTANT

The tado° Smart AC Control needs direct visual contact to your air conditioner just like your remote control. Please make sure that you do not block the tado° when interacting with it.



ACTIVATE AND SKIP BETWEEN MENU PAGES



CHANGE SETTINGS



Setting changes will only be kept temporarily until the next mode is activated.

Touch the up or down arrow to change the settings on screen.

Confirm By



Skipping to next
menu page

or



Waiting for the
flashing to stop

QUICKLY TURN AC POWER ON OR OFF



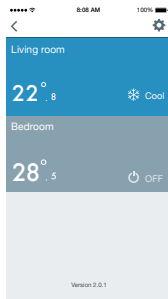
2 SEC

Press and hold for 2 seconds to toggle AC power between on and off.

MOBILE APP – HOME SCREEN



MOBILE APP – NAVIGATION

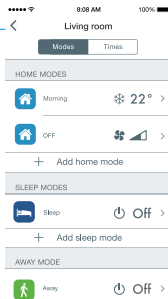
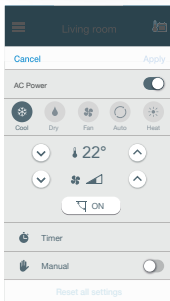


Room Overview

Gives an overview of all rooms with tado° Smart AC Control and access to the app settings.

Control Panel

Lets you quickly change the AC settings of the current mode.



Smart Schedule

Set modes with different AC settings and time blocks.

MOBILE APP – CONTROL PANEL

Open the control panel by pressing the AC settings on the main screen.

Change Settings

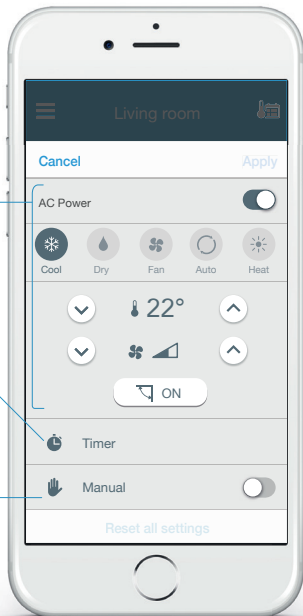
Here you can change the AC settings for your current mode. Your options may look different depending on your AC.

Timer

Set a timer to keep the setting changes for a fixed time frame.

Manual

The settings will be kept until you reset it. Presence detection and time blocks will be ignored.



MOBILE APP – AUTOMATIC MODES

Each mode can have its own AC settings.

Home Modes

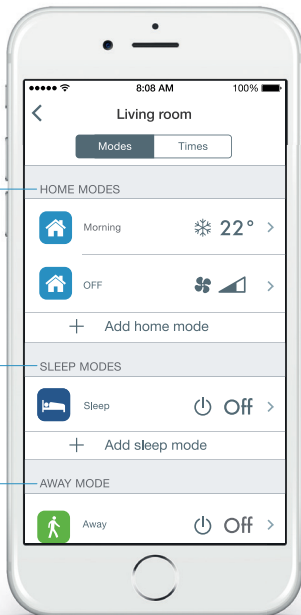
As long as somebody is home then these modes are active – which depends on the scheduled time blocks.

Sleep Modes

These modes control the AC operation at night when somebody is home. Choose if the AC should be running or off, or set different modes for different times of the night.

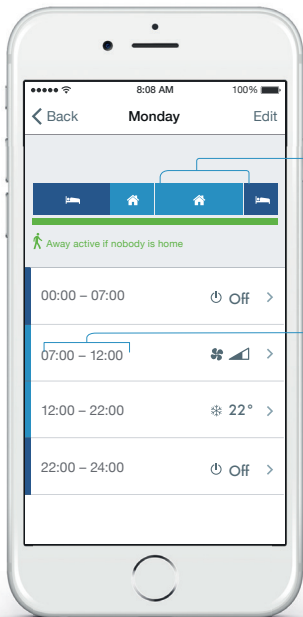
Away Mode

Becomes active as soon as everybody has left home. Decide on the AC settings for this mode.



MOBILE APP – SMART SCHEDULE

Create schedules for each individual weekday or one for all weekdays.



Timeblock

Assign a mode with its specific AC settings to each time block. These blocks only become active if somebody is detected at home.

DISPLAY ELEMENTS

INFORMATION

What you see / What it means



Current room temperature

MODES

What you see / What it means



Home Mode
Somebody is detected at home.



Sleep Mode
Somebody is detected at home and Sleep is scheduled.



Away Mode
Nobody is detected at home.



Timer Activ
Timer is counting down.

What you see / What it means



Home Mode
Using temporary changes



Sleep Mode
Using temporary changes



Away Mode
Using temporary changes



Manual
Settings kept permanently

AC SETTINGS

What you see / What it means



AC Power is OFF



AC Mode COOL



AC Mode HEAT
(Not all ACs)



AC Mode DRY
(Not all ACs)



Fan Speed



Swing ON

What you see / What it means



AC Power is ON



AC Mode FAN
(Not all ACs)



AC Mode AUTO
(Not all ACs)



Setpoint temperature



Fan Speed
AUTOMATIC



Swing OFF

DISPLAY ELEMENTS

NOTIFICATIONS

What you see




What it means

Your Smart AC Control is updating.

What to do

Just wait until the update is done. This can take up to 15 minutes.



Your Smart AC Control is unconfigured.

Start the installation in your tado° app.

WI-FI SETUP

What you see



What it means

Your Smart AC Control is scanning for Wi-Fi networks.

What to do

Please wait for a few seconds until the scan is done.



Wi-Fi SSID of this Smart AC Control.

This is the name of the Wi-Fi network you have to find in the network setup of the Smart AC Control (e.g. tado4567).



A phone or table is connected to the Access Point of the Smart AC Control.

Proceed with the Setup in your Mobile App and type in your Wi-Fi credentials.

CONNECTION TO WI-FI

What you see



What it means

Your Smart AC Control is connecting to your local Wi-Fi network.

What to do

Just wait until it is connected to your Wi-Fi network.



Your Smart AC Control is connected to our server.

No action required, everything is fine.

CONNECTION ERRORS

What you see



What it means

Smart AC Control cannot connect to the Wi-Fi.

What to do

Make sure your Wi-Fi is running and you typed in the correct Wi-Fi credentials. If you keep getting this error please use tado.com/support



Smart AC Control cannot connect to the Internet.

Make sure you can reach the Internet from a different device over your Wi-Fi.

SUPPORT

Problems or questions?
tado.com/support

LIMITED WARRANTY & WW LIABILITY

IMPORTANT INFORMATION ABOUT YOUR RIGHTS AND OBLIGATIONS, AS WELL AS LIMITATIONS AND EXCLUSIONS THAT MAY APPLY TO YOU.

YOUR RIGHTS AND THIS LIMITED WARRANTY

This Limited Warranty gives you specific legal rights. You may also have other legal rights that vary by state, province or jurisdiction. The disclaimers, exclusions, and limitations of liability under this Limited Warranty will not apply to the extent prohibited by applicable law. For a full description of your legal rights you should refer to the laws applicable in your jurisdiction and you may wish to contact a relevant consumer advisory service.

1. WHAT THIS LIMITED WARRANTY COVERS; PERIOD OF COVERAGE

tado GmbH ("tado°"), Lindwurmstr. 76, 80337 Munich, Germany, warrants to the owner of the enclosed product that the product contained in this box ("Product") will be free from defects in materials and workmanship for a period of two (2) years (or one (1) year for Factory Refurbished Products) from the date of delivery following the original retail purchase (the "Warranty Period"). If the Product fails to conform to this Limited Warranty during the Warranty Period, tado° will, at its sole discretion, either (a) repair or replace any defective Product or component; or (b) accept the return of the Product and refund the money actually paid by the original purchaser for the Product. Repair or replacement may be made with a new or refurbished product or components, at tado°'s sole discretion. If the Product or a component incorporated within it is no longer available, tado° may replace the Product with a similar product of similar function, at tado°'s sole discretion. This is your sole and exclusive remedy for breach of this Limited Warranty. Any Product that has either been repaired or replaced under this Limited Warranty will be covered by the terms of this Limited Warranty for the longer of ninety (90) days from the date of delivery or the remaining Warranty Period. This Limited Warranty is transferable from the original purchaser to subsequent owners, but the Warranty Period will not be extended in duration or expanded in coverage for any such transfer.

2. TOTAL SATISFACTION RETURN POLICY

If you are the original purchaser of the Product and you are not satisfied with this Product for any reason, you may return it in its original condition within thirty (30) days of the original purchase and receive a full refund.

3. WARRANTY CONDITIONS; HOW TO GET SERVICE IF YOU WANT TO CLAIM UNDER THIS LIMITED WARRANTY

Before being able to claim under this Limited Warranty, the owner of the Product must (a) notify tado° of the intention to claim by visiting tado.com/support during the Warranty Period and providing a description of the alleged failure, and (b) comply with tado°'s return shipping instructions. tado° will have no warranty obligations with respect to a returned Product if it determines, in its reasonable discretion after examination of the returned Product, that the Product is an Ineligible Product (defined below). tado° will bear all costs of return shipping to owner and will reimburse any shipping costs incurred by the owner, except with respect to any Ineligible Product, for which owner will bear all shipping costs.

4. WHAT THIS LIMITED WARRANTY DOES NOT COVER

This warranty does not cover the following (collectively "Ineligible Products"): Products marked as "sample" or sold "AS IS"; or Products that have been subject to: (a) modifications, alterations, tampering, or improper maintenance or repairs; (b) handling, storage, installation, testing, or use not in accordance with the User's Guide or other instructions provided by tado°; (c) abuse or misuse of the Product; (d) breakdowns, fluctuations, or interruptions in electric power or the telecommunications network; or (e) Acts of God, including lightning, flood, tornado, earthquake, or hurricane. This warranty does not cover consumable parts, including batteries, unless damage is due to defects in materials or workmanship of the Product, or software (even if packaged or sold with the product). tado° recommends that you use only authorized service providers for maintenance or repair. Unauthorized use of the Product or software can impair the Product's performance and may invalidate this Limited Warranty.

5. DISCLAIMER OF WARRANTIES

EXCEPT AS STATED ABOVE IN THIS LIMITED WARRANTY, AND TO THE MAXIMUM EXTENT PERMITTED BY APPLICABLE LAW, tado° DISCLAIMS ALL EXPRESS, IMPLIED, AND STATUTORY WARRANTIES AND CONDITIONS WITH RESPECT TO THE PRODUCT, INCLUDING THE IMPLIED WARRANTIES OF MERCHANTABILITY, AND FITNESS FOR A PARTICULAR PURPOSE. TO THE MAXIMUM EXTENT PERMITTED BY APPLICABLE LAW, tado° ALSO LIMITS THE DURATION OF ANY IMPLIED WARRANTIES OR CONDITIONS TO THE DURATION OF THIS LIMITED WARRANTY.

6. LIMITATION OF DAMAGES

IN ADDITION TO THE ABOVE WARRANTY DISCLAIMERS, IN NO EVENT WILL TADO° BE LIABLE FOR ANY CONSEQUENTIAL, INCIDENTAL, EXEMPLARY, OR SPECIAL DAMAGES, INCLUDING ANY DAMAGES FOR LOST DATA OR LOST PROFITS, ARISING FROM OR RELATING TO THIS LIMITED WARRANTY OR THE PRODUCT, AND TADO°'S TOTAL CUMULATIVE LIABILITY ARISING FROM OR RELATED TO THIS LIMITED WARRANTY OR THE PRODUCT WILL NOT EXCEED THE AMOUNT ACTUALLY PAID FOR THE PRODUCT BY THE ORIGINAL PURCHASER.

7. LIMITATION OF LIABILITY

THE TADO° ONLINE SERVICES ("SERVICES") PROVIDE YOU INFORMATION ("PRODUCT INFORMATION") REGARDING YOUR TADO PRODUCTS OR OTHER PERIPHERALS CONNECTED TO YOUR PRODUCTS ("PRODUCT PERIPHERALS"). THE TYPE OF PRODUCT PERIPHERALS THAT MAY BE CONNECTED TO YOUR PRODUCT MAY CHANGE FROM TIME TO TIME. WITHOUT LIMITING THE GENERALITY OF THE DISCLAIMERS ABOVE, ALL PRODUCT INFORMATION IS PROVIDED FOR YOUR CONVENIENCE, "AS IS", AND "AS AVAILABLE". TADO° DOES NOT REPRESENT, WARRANT, OR GUARANTEE THAT PRODUCT INFORMATION WILL BE AVAILABLE, ACCURATE, OR RELIABLE OR THAT PRODUCT INFORMATION OR USE OF THE SERVICES OR PRODUCT WILL PROVIDE SAFETY IN YOUR HOME. YOU USE ALL PRODUCT INFORMATION, THE SERVICES, AND THE PRODUCT AT YOUR OWN DISCRETION AND RISK. YOU WILL BE SOLELY RESPONSIBLE FOR (AND TADO° DISCLAIMS) ANY AND ALL LOSS, LIABILITY, OR DAMAGES, INCLUDING TO YOUR WIRING, FIXTURES, ELECTRICITY, HOME, PRODUCT, PRODUCT PERIPHERALS, COMPUTER, MOBILE DEVICE, AND ALL OTHER ITEMS AND PETS IN YOUR HOME, RESULTING FROM YOUR USE OF THE PRODUCT INFORMATION, SERVICES, OR PRODUCT. PRODUCT INFORMATION PROVIDED BY THE SERVICES IS NOT INTENDED AS A SUBSTITUTE FOR DIRECT MEANS OF OBTAINING THE INFORMATION. FOR EXAMPLE, A NOTIFICATION PROVIDED THROUGH THE SERVICE IS NOT INTENDED AS A SUBSTITUTE FOR AUDIBLE AND VISIBLE INDICATIONS IN THE HOME AND ON THE PRODUCT, NOR FOR A THIRD PARTY MONITORING SERVICE THAT MONITORS ALARM STATE.

8. VARIATIONS THAT MIGHT APPLY TO THIS LIMITED WARRANTY

Some jurisdictions do not allow limitations on how long an implied warranty lasts or exclusions/limitations on incidental or consequential damages, so some of the limitations set out above may not apply to you.

FEDERAL COMMUNICATIONS COMMISSION COMPLIANCE

This equipment has been tested and found to comply with the limits for a Class B digital device, pursuant to part 15 of the FCC Rules. These limits are designed to provide reasonable protection against harmful interference in a residential installation.

This equipment generates, uses and can radiate radio frequency energy and, if not installed and used in accordance with the instructions, may cause harmful interference to radio communications. However, there is no guarantee that interference will not occur in a particular installation. If this equipment does cause harmful interference to radio or television reception, which can be determined by turning the equipment off and on, the user is encouraged to try to correct the interference by one or more of the following measures:

- Reorient or relocate the receiving antenna.

- Increase the separation between the equipment and receiver.

- Connect the equipment into an outlet on a circuit different from that to which the receiver is connected.

- Consult the dealer or an experienced radio/TV technician for help.

This device complies with part 15 of FCC rules. Operation is subject to the following two conditions:

- This device may not cause harmful interference.

- This device must accept any interference received, including interference that may cause undesired operation.

Change or modifications that are not expressly approved by the manufacturer could void the user's authority to operate the equipment.

RF EXPOSURE INFORMATION:

This equipment complies with FCC radiation exposure limits set forth for an uncontrolled environment. In order to avoid the possibility of exceeding the FCC radio frequency exposure limits, human proximity to the antenna shall not be less than 20cm during normal operation.

© 2015 tado°, Munich Germany
All rights reserved.

tado.com

