

TEST REPORT

Application No.: SZEM1909019001CR (SGS SZ No.:T51910280112EM)
Applicant: Bulk Unlimited Corp
Address of Applicant: 199 Lee Ave. Suite 464 Brooklyn, Ny New York United States
Equipment Under Test (EUT):
EUT Name: RC ROCK CLIMBER
Model No.: KL-2114 (DHTRC10306)
Requested Age Grading: Age 5 up
FCC ID: 2AE67-2114
Standard(s) : 47 CFR Part 15, Subpart C 15.227
Date of Receipt: 2019-09-29
Date of Test: 2019-09-29 to 2019-10-25
Date of Issue: 2019-10-30

| | |
|---------------------|--------------|
| Test Result: | Pass* |
|---------------------|--------------|

* In the configuration tested, the EUT complied with the standards specified above.

Keny Xu
EMC Laboratory Manager



| Revision Record | | | | |
|------------------------|----------------|-------------|-----------------|---------------|
| Version | Chapter | Date | Modifier | Remark |
| 01 | | 2019-10-30 | | Original |
| | | | | |
| | | | | |

| | | | |
|---------------------------------|--|---|--|
| Authorized for issue by: | | | |
| | |  | |
| | | <hr/> Peter Geng /Project Engineer | |
| | |  | |
| | | <hr/> Eric Fu /Reviewer | |



Unless otherwise agreed in writing, this document is issued by the Company subject to its General Conditions of Service printed overleaf, available on request or accessible at <http://www.sgs.com/en/Terms-and-Conditions.aspx> and, for electronic format documents, subject to Terms and Conditions for Electronic Documents at <http://www.sgs.com/en/Terms-and-Conditions/Terms-e-Documents.aspx>. Attention is drawn to the limitation of liability, indemnification and jurisdiction issues defined therein. Any holder of this document is advised that information contained hereon reflects the Company's findings at the time of its intervention only and within the limits of Client's instructions, if any. The Company's sole responsibility is to its Client and this document does not exonerate parties to a transaction from exercising all their rights and obligations under the transaction documents. This document cannot be reproduced except in full, without prior written approval of the Company. Any unauthorized alteration, forgery or falsification of the content or appearance of this document is unlawful and offenders may be prosecuted to the fullest extent of the law. Unless otherwise stated the results shown in this test report refer only to the sample(s) tested and such sample(s) are retained for 30 days only.
 Attention: To check the authenticity of testing /inspection report & certificate, please contact us at telephone: (86-755) 8307 1443, or email: CN.Doccheck@sgs.com

2 Test Summary

| Radio Spectrum Technical Requirement | | | | |
|--------------------------------------|----------------------------------|--------|----------------------------------|--------|
| Item | Standard | Method | Requirement | Result |
| Antenna Requirement | 47 CFR Part 15, Subpart C 15.227 | N/A | 47 CFR Part 15, Subpart C 15.203 | Pass |

| Radio Spectrum Matter Part | | | | |
|--|----------------------------------|------------------------------------|--|--------|
| Item | Standard | Method | Requirement | Result |
| 20dB Bandwidth | 47 CFR Part 15, Subpart C 15.227 | ANSI C63.10 (2013) Section 6.9 | 47 CFR Part 15, Subpart C 15.215 | Pass |
| Field Strength of the Fundamental Signal (15.227(a)) | 47 CFR Part 15, Subpart C 15.227 | ANSI C63.10 (2013) Section 6.4 | 47 CFR Part 15, Subpart C 15.227(a) | Pass |
| Radiated Emissions | 47 CFR Part 15, Subpart C 15.227 | ANSI C63.10 (2013) Section 6.4&6.5 | 47 CFR Part 15, Subpart C 15.227(b) & C 15.209 | Pass |



Unless otherwise agreed in writing, this document is issued by the Company subject to its General Conditions of Service printed overleaf, available on request or accessible at <http://www.sgs.com/en/Terms-and-Conditions.aspx> and, for electronic format documents, subject to Terms and Conditions for Electronic Documents at <http://www.sgs.com/en/Terms-and-Conditions/Terms-e-Documents.aspx>. Attention is drawn to the limitation of liability, indemnification and jurisdiction issues defined therein. Any holder of this document is advised that information contained hereon reflects the Company's findings at the time of its intervention only and within the limits of Client's instructions, if any. The Company's sole responsibility is to its Client and this document does not exonerate parties to a transaction from exercising all their rights and obligations under the transaction documents. This document cannot be reproduced except in full, without prior written approval of the Company. Any unauthorized alteration, forgery or falsification of the content or appearance of this document is unlawful and offenders may be prosecuted to the fullest extent of the law. Unless otherwise stated the results shown in this test report refer only to the sample(s) tested and such sample(s) are retained for 30 days only.
Attention: To check the authenticity of testing / inspection report & certificate, please contact us at telephone: (86-755) 8307 1443, or email: CN.Doccheck@sgs.com

3 Contents

| | Page |
|---|------|
| 1 COVER PAGE | 1 |
| 2 TEST SUMMARY | 3 |
| 3 CONTENTS | 4 |
| 4 GENERAL INFORMATION | 5 |
| 4.1 DETAILS OF E.U.T. | 5 |
| 4.2 DESCRIPTION OF SUPPORT UNITS | 5 |
| 4.3 MEASUREMENT UNCERTAINTY | 5 |
| 4.4 TEST LOCATION..... | 6 |
| 4.5 TEST FACILITY..... | 6 |
| 4.6 DEVIATION FROM STANDARDS..... | 6 |
| 4.7 ABNORMALITIES FROM STANDARD CONDITIONS | 6 |
| 5 EQUIPMENT LIST..... | 7 |
| 6 RADIO SPECTRUM TECHNICAL REQUIREMENT | 9 |
| 6.1 ANTENNA REQUIREMENT | 9 |
| 6.1.1 Test Requirement: | 9 |
| 6.1.2 Conclusion | 9 |
| 7 RADIO SPECTRUM MATTER TEST RESULTS..... | 10 |
| 7.1 20DB BANDWIDTH | 10 |
| 7.1.1 E.U.T. Operation | 10 |
| 7.1.2 Test Setup Diagram | 10 |
| 7.1.3 Measurement Procedure and Data..... | 10 |
| 7.2 FIELD STRENGTH OF THE FUNDAMENTAL SIGNAL (15.227(A))..... | 12 |
| 7.2.1 E.U.T. Operation | 12 |
| 7.2.2 Test Setup Diagram | 12 |
| 7.2.3 Measurement Procedure and Data..... | 12 |
| 7.3 RADIATED EMISSIONS(30MHZ-1GHZ)..... | 15 |
| 7.3.1 E.U.T. Operation | 16 |
| 7.3.2 Test Setup Diagram | 16 |
| 7.3.3 Measurement Procedure and Data..... | 16 |
| 8 PHOTOGRAPHS..... | 20 |
| 8.1 TEST SETUP..... | 20 |
| 8.2 EUT CONSTRUCTIONAL DETAILS (EUT PHOTOS)..... | 20 |



Unless otherwise agreed in writing, this document is issued by the Company subject to its General Conditions of Service printed overleaf, available on request or accessible at <http://www.sgs.com/en/Terms-and-Conditions.aspx> and, for electronic format documents, subject to Terms and Conditions for Electronic Documents at <http://www.sgs.com/en/Terms-and-Conditions/Terms-e-Documents.aspx>. Attention is drawn to the limitation of liability, indemnification and jurisdiction issues defined therein. Any holder of this document is advised that information contained hereon reflects the Company's findings at the time of its intervention only and within the limits of Client's instructions, if any. The Company's sole responsibility is to its Client and this document does not exonerate parties to a transaction from exercising all their rights and obligations under the transaction documents. This document cannot be reproduced except in full, without prior written approval of the Company. Any unauthorized alteration, forgery or falsification of the content or appearance of this document is unlawful and offenders may be prosecuted to the fullest extent of the law. Unless otherwise stated the results shown in this test report refer only to the sample(s) tested and such sample(s) are retained for 30 days only.
Attention: To check the authenticity of testing / inspection report & certificate, please contact us at telephone: (86-755) 8307 1443, or email: CN.Doccheck@sgs.com

4 General Information

4.1 Details of E.U.T.

| | |
|----------------------|--|
| Power Supply: | remote: DC 3V by 2x1.5V "AA" batteries |
| Operation Frequency: | 27.145MHz |
| Modulation Type: | ASK |
| Antenna Type: | Integral |
| Antenna Gain: | 0dBi |

4.2 Description of Support Units

The EUT has been tested as an independent unit.

4.3 Measurement Uncertainty

| No. | Item | Measurement Uncertainty |
|-----|---------------------------------|-------------------------|
| 1 | 20dB Bandwidth | ± 3% |
| 2 | E-Field | ± 4.5dB (Below 1GHz) |
| 3 | Radiated Spurious emission test | ± 4.5dB (Below 1GHz) |
| | | ± 4.8dB (Above 1GHz) |
| 4 | Temperature test | ± 1 °C |
| 5 | Humidity test | ± 3% |
| 6 | Supply voltages | ± 1.5% |
| 7 | Time | ± 3% |



Unless otherwise agreed in writing, this document is issued by the Company subject to its General Conditions of Service printed overleaf, available on request or accessible at <http://www.sgs.com/en/Terms-and-Conditions.aspx> and, for electronic format documents, subject to Terms and Conditions for Electronic Documents at <http://www.sgs.com/en/Terms-and-Conditions/Terms-e-Documents.aspx>. Attention is drawn to the limitation of liability, indemnification and jurisdiction issues defined therein. Any holder of this document is advised that information contained hereon reflects the Company's findings at the time of its intervention only and within the limits of Client's instructions, if any. The Company's sole responsibility is to its Client and this document does not exonerate parties to a transaction from exercising all their rights and obligations under the transaction documents. This document cannot be reproduced except in full, without prior written approval of the Company. Any unauthorized alteration, forgery or falsification of the content or appearance of this document is unlawful and offenders may be prosecuted to the fullest extent of the law. Unless otherwise stated the results shown in this test report refer only to the sample(s) tested and such sample(s) are retained for 30 days only.
Attention: To check the authenticity of testing / inspection report & certificate, please contact us at telephone: (86-755) 8307 1443, or email: CN.Doccheck@sgs.com

4.4 Test Location

All tests were performed at:

SGS-CSTC Standards Technical Services Co., Ltd., Shenzhen Branch

No. 1 Workshop, M-10, Middle Section, Science & Technology Park, Shenzhen, Guangdong, China. 518057.

Tel: +86 755 2601 2053 Fax: +86 755 2671 0594

No tests were sub-contracted.

4.5 Test Facility

The test facility is recognized, certified, or accredited by the following organizations:

- **A2LA (Certificate No. 3816.01)**

SGS-CSTC Standards Technical Services Co., Ltd., Shenzhen EMC Laboratory is accredited by the American Association for Laboratory Accreditation(A2LA). Certificate No. 3816.01.

- **VCCI**

The 3m Fully-anechoic chamber for above 1GHz, 10m Semi-anechoic chamber for below 1GHz, Shielded Room for Mains Port Conducted Interference Measurement and Telecommunication Port Conducted Interference Measurement of SGS-CSTC Standards Technical Services Co., Ltd. have been registered in accordance with the Regulations for Voluntary Control Measures with Registration No.: G-20026, R-14188, C-12383 and T-11153 respectively.

- **FCC –Designation Number: CN1178**

SGS-CSTC Standards Technical Services Co., Ltd., Shenzhen EMC Laboratory has been recognized as an accredited testing laboratory.

Designation Number: CN1178. Test Firm Registration Number: 406779.

- **Innovation, Science and Economic Development Canada**

SGS-CSTC Standards Technical Services Co., Ltd., Shenzhen EMC Laboratory has been recognized by ISED as an accredited testing laboratory.

CAB identifier: CN0006.

IC#: 4620C.

4.6 Deviation from Standards

None

4.7 Abnormalities from Standard Conditions

None



5 Equipment List

| 20dB Bandwidth | | | | | |
|--------------------------------------|----------------------|-------------------------|--------------|------------|--------------|
| Equipment | Manufacturer | Model No | Inventory No | Cal Date | Cal Due Date |
| Shielding Room | SAEMC | MSR733 | SEM001-09 | 2019-06-13 | 2022-06-12 |
| DC Power Supply | Zhao Xin | KXN-6020D | SEM011-08 | 2019-09-24 | 2020-09-23 |
| Spectrum Analyzer | Rohde & Schwarz | FSP | SEM004-06 | 2019-09-24 | 2020-09-23 |
| Measurement Software | JS Tonscend | JS1120-2 BT/WIFI V2. | N/A | N/A | N/A |
| Coaxial Cable | SGS | N/A | SEM031-02 | 2019-07-11 | 2020-07-10 |
| Attenuator | Weinschel Associates | WA41 | SEM021-09 | N/A | N/A |
| Signal Generator | KEYSIGHT | N5173B | SEM006-05 | 2019-09-24 | 2020-09-23 |
| Power Meter | Rohde & Schwarz | NRVS | SEM014-02 | 2019-09-24 | 2020-09-23 |
| Electric and Magnetic Field Analyzer | Narda | NBM-550/EHP-50F | EMC2143 | 2018-02-07 | 2020-02-06 |
| Electric Field Probe (100KHz-3GHz) | WANDEL & GOLTERMANN | EMR-20 | EMC0907 | 2019-05-21 | 2020-05-20 |
| EMF Tester | Narda | ELT-400 | SZE039-4 | 2019-07-08 | 2020-07-07 |

| Field Strength of the Fundamental Signal (15.227(a)) | | | | | |
|--|----------------------|-----------------|--------------|------------|--------------|
| Equipment | Manufacturer | Model No | Inventory No | Cal Date | Cal Due Date |
| 3m Semi-Anechoic Chamber | ETS-LINDGREN | N/A | SEM001-01 | 2017-08-05 | 2020-08-04 |
| Measurement Software | AUDIX | e3 V8.2014-6-27 | N/A | N/A | N/A |
| Coaxial Cable | SGS | N/A | SEM025-01 | 2019-07-11 | 2020-07-10 |
| EMI Test Receiver | Agilent Technologies | N9038A | SEM004-05 | 2019-09-24 | 2020-09-23 |
| BiConiLog Antenna (26-3000MHz) | ETS-LINDGREN | 3142C | SEM003-01 | 2017-06-27 | 2020-06-26 |
| Pre-amplifier (0.1-1300MHz) | Agilent Technologies | 8447D | SEM005-01 | 2019-04-01 | 2020-03-31 |



Unless otherwise agreed in writing, this document is issued by the Company subject to its General Conditions of Service printed overleaf, available on request or accessible at <http://www.sgs.com/en/Terms-and-Conditions.aspx> and, for electronic format documents, subject to Terms and Conditions for Electronic Documents at <http://www.sgs.com/en/Terms-and-Conditions/Terms-e-Documents.aspx>. Attention is drawn to the limitation of liability, indemnification and jurisdiction issues defined therein. Any holder of this document is advised that information contained hereon reflects the Company's findings at the time of its intervention only and within the limits of Client's instructions, if any. The Company's sole responsibility is to its Client and this document does not exonerate parties to a transaction from exercising all their rights and obligations under the transaction documents. This document cannot be reproduced except in full, without prior written approval of the Company. Any unauthorized alteration, forgery or falsification of the content or appearance of this document is unlawful and offenders may be prosecuted to the fullest extent of the law. Unless otherwise stated the results shown in this test report refer only to the sample(s) tested and such sample(s) are retained for 30 days only.

Attention: To check the authenticity of testing / inspection report & certificate, please contact us at telephone: (86-755) 8307 1443, or email: CN.Doccheck@sgs.com

| Radiated Emissions(9kHz-30MHz) | | | | | |
|---------------------------------------|----------------------|-----------------|---------------------|-----------------|---------------------|
| Equipment | Manufacturer | Model No | Inventory No | Cal Date | Cal Due Date |
| 10m Semi-Anechoic Chamber | SAEMC | FSAC1018 | SEM001-03 | 2018-03-31 | 2021-03-30 |
| Measurement Software | AUDIX | e3 V8.2014-6-27 | N/A | N/A | N/A |
| Coaxial Cable | SGS | N/A | SEM029-01 | 2019-07-11 | 2020-07-10 |
| EMI Test Receiver (9kHz-7GHz) | Rohde & Schwarz | ESR | SEM004-03 | 2019-04-01 | 2020-03-31 |
| BiConiLog Antenna (26-3000MHz) | ETS-LINDGREN | 3142C | SEM003-02 | 2019-05-24 | 2022-05-23 |
| Pre-amplifier | Sonoma Instrument Co | 310N | SEM005-04 | 2019-04-12 | 2020-04-11 |
| Active Loop Antenna | ETS-Lindgren | 6502 | SEM003-08 | 2017-08-22 | 2020-08-21 |

| RE in Chamber | | | | | |
|--------------------------------|----------------------|------------------|----------------------|------------------|----------------------|
| Test Equipment | Manufacturer | Model No. | Inventory No. | Cal. Date | Cal. Due date |
| 3m Semi-Anechoic Chamber | ETS-LINDGREN | N/A | SEM001-01 | 2017-08-05 | 2020-08-04 |
| MXE EMI Receiver (20Hz-8.4GHz) | Agilent Technologies | N9038A | SEM004-05 | 2019-09-24 | 2020-09-23 |
| BiConiLog Antenna (26-3000MHz) | ETS-LINDGREN | 3142C | SEM003-01 | 2017-06-27 | 2020-06-26 |
| Pre-amplifier (0.1-1300MHz) | Agilent Technologies | 8447D | SEM005-01 | 2019-04-01 | 2020-03-31 |
| Measurement Software | AUDIX | e3 V8.2014-6-27 | N/A | N/A | N/A |
| Coaxial Cable | SGS | N/A | SEM025-01 | 2019-07-11 | 2020-07-10 |

| General used equipment | | | | | |
|---------------------------------|---|-----------------|---------------------|-----------------|---------------------|
| Equipment | Manufacturer | Model No | Inventory No | Cal Date | Cal Due Date |
| Humidity/ Temperature Indicator | Shanghai Meteorological Industry Factory | ZJ1-2B | SEM002-03 | 2019-09-26 | 2020-09-25 |
| Humidity/ Temperature Indicator | Shanghai Meteorological Industry Factory | ZJ1-2B | SEM002-04 | 2019-09-26 | 2020-09-25 |
| Humidity/ Temperature Indicator | Mingle | N/A | SEM002-08 | 2019-09-26 | 2020-09-25 |
| Barometer | Changchun Meteorological Industry Factory | DYM3 | SEM002-01 | 2019-04-04 | 2020-04-03 |



Unless otherwise agreed in writing, this document is issued by the Company subject to its General Conditions of Service printed overleaf, available on request or accessible at <http://www.sgs.com/en/Terms-and-Conditions.aspx> and, for electronic format documents, subject to Terms and Conditions for Electronic Documents at <http://www.sgs.com/en/Terms-and-Conditions/Terms-e-Documents.aspx>. Attention is drawn to the limitation of liability, indemnification and jurisdiction issues defined therein. Any holder of this document is advised that information contained hereon reflects the Company's findings at the time of its intervention only and within the limits of Client's instructions, if any. The Company's sole responsibility is to its Client and this document does not exonerate parties to a transaction from exercising all their rights and obligations under the transaction documents. This document cannot be reproduced except in full, without prior written approval of the Company. Any unauthorized alteration, forgery or falsification of the content or appearance of this document is unlawful and offenders may be prosecuted to the fullest extent of the law. Unless otherwise stated the results shown in this test report refer only to the sample(s) tested and such sample(s) are retained for 30 days only.
Attention: To check the authenticity of testing /inspection report & certificate, please contact us at telephone: (86-755) 8307 1443, or email: CN.Doccheck@sgs.com

6 Radio Spectrum Technical Requirement

6.1 Antenna Requirement

6.1.1 Test Requirement:

47 CFR Part 15, Subpart C 15.203

6.1.2 Conclusion

Standard Requirement:

An intentional radiator shall be designed to ensure that no antenna other than that furnished by the responsible party shall be used with the device. The use of a antenna that uses a unique coupling to the intentional radiator, the manufacturer may design the unit permanently attached antenna or of an so that a broken antenna can be replaced by the user, but the use of a standard antenna jack or electrical connector is prohibited.

EUT Antenna:

The antenna is integrated on the main PCB and no consideration of replacement. The best case gain of the antenna is 0dBi.

Antenna location: Refer to Internal photos



Unless otherwise agreed in writing, this document is issued by the Company subject to its General Conditions of Service printed overleaf, available on request or accessible at <http://www.sgs.com/en/Terms-and-Conditions.aspx> and, for electronic format documents, subject to Terms and Conditions for Electronic Documents at <http://www.sgs.com/en/Terms-and-Conditions/Terms-e-Documents.aspx>. Attention is drawn to the limitation of liability, indemnification and jurisdiction issues defined therein. Any holder of this document is advised that information contained hereon reflects the Company's findings at the time of its intervention only and within the limits of Client's instructions, if any. The Company's sole responsibility is to its Client and this document does not exonerate parties to a transaction from exercising all their rights and obligations under the transaction documents. This document cannot be reproduced except in full, without prior written approval of the Company. Any unauthorized alteration, forgery or falsification of the content or appearance of this document is unlawful and offenders may be prosecuted to the fullest extent of the law. Unless otherwise stated the results shown in this test report refer only to the sample(s) tested and such sample(s) are retained for 30 days only.
Attention: To check the authenticity of testing / inspection report & certificate, please contact us at telephone: (86-755) 8307 1443, or email: CN.Doccheck@sgs.com

7 Radio Spectrum Matter Test Results

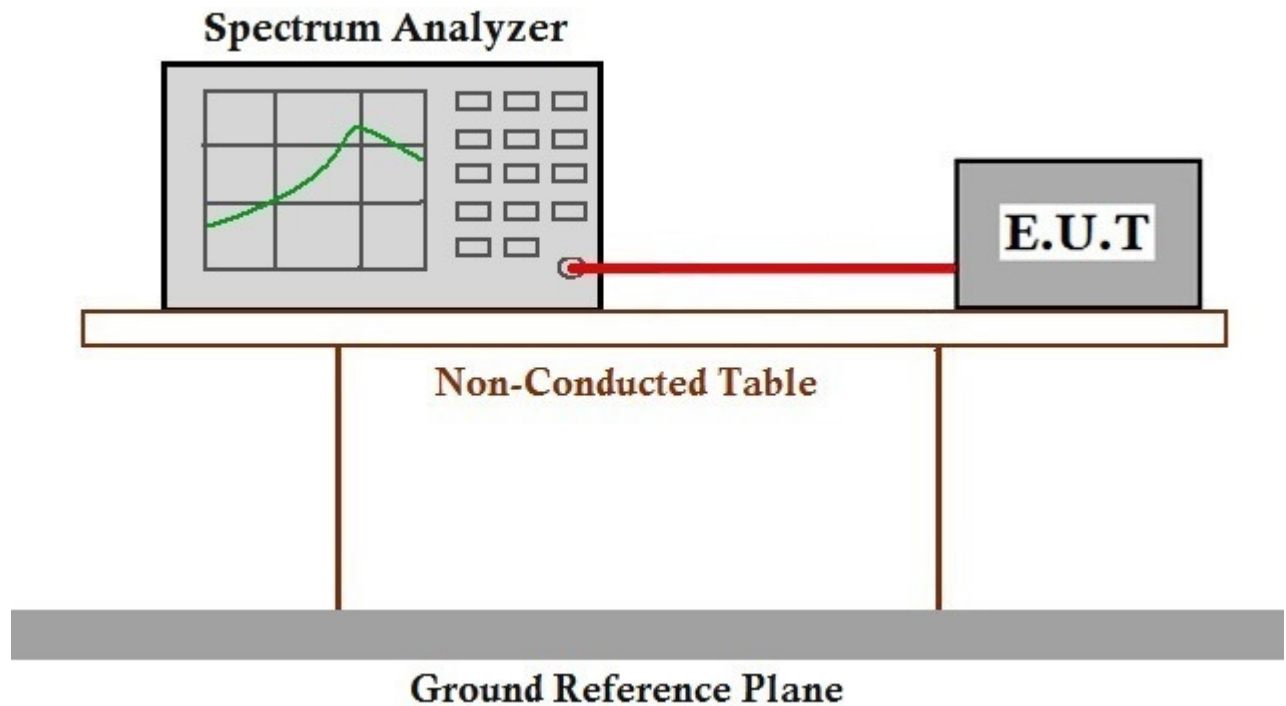
7.1 20dB Bandwidth

Test Requirement 47 CFR Part 15, Subpart C 15.215
Test Method: ANSI C63.10 (2013) Section 6.9

7.1.1 E.U.T. Operation

Operating Environment:
Temperature: 25.1 °C Humidity: 43.7 % RH Atmospheric Pressure: 1015 mbar
Test mode a:TX mode_Keep the EUT in transmitting with modulation mode.

7.1.2 Test Setup Diagram



7.1.3 Measurement Procedure and Data

| Mode | Frequency (MHz) | -20dB Bandwidth(KHz) | Limit | Conclusion |
|------|-----------------|----------------------|-------|------------|
| Tx | 27.145 | 27.404 | N/A | Pass |

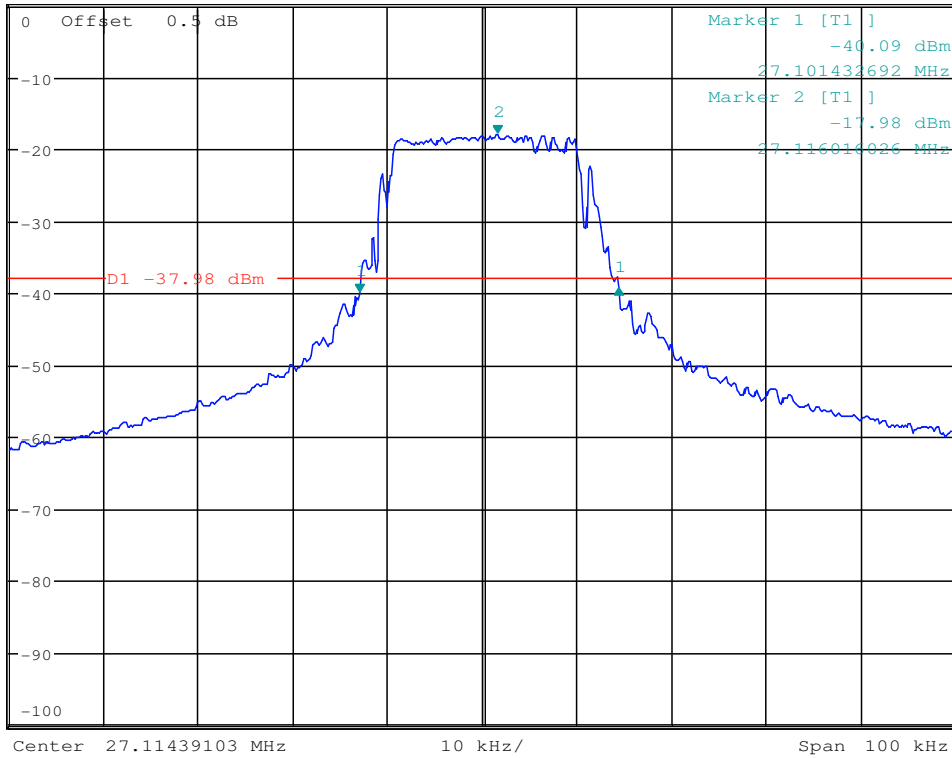


Mode:a



*RBW 1 kHz Delta 1 [T1]
*VBW 3 kHz 0.77 dB
Ref 0 dBm *Att 10 dB SWT 100 ms 27.403846154 kHz

1 PK
VIEW



Unless otherwise agreed in writing, this document is issued by the Company subject to its General Conditions of Service printed overleaf, available on request or accessible at <http://www.sgs.com/en/Terms-and-Conditions.aspx> and, for electronic format documents, subject to Terms and Conditions for Electronic Documents at <http://www.sgs.com/en/Terms-and-Conditions/Terms-e-Documents.aspx>. Attention is drawn to the limitation of liability, indemnification and jurisdiction issues defined therein. Any holder of this document is advised that information contained hereon reflects the Company's findings at the time of its intervention only and within the limits of Client's instructions, if any. The Company's sole responsibility is to its Client and this document does not exonerate parties to a transaction from exercising all their rights and obligations under the transaction documents. This document cannot be reproduced except in full, without prior written approval of the Company. Any unauthorized alteration, forgery or falsification of the content or appearance of this document is unlawful and offenders may be prosecuted to the fullest extent of the law. Unless otherwise stated the results shown in this test report refer only to the sample(s) tested and such sample(s) are retained for 30 days only.

Attention: To check the authenticity of testing / inspection report & certificate, please contact us at telephone: (86-755) 8307 1443, or email: CN.Doccheck@sgs.com

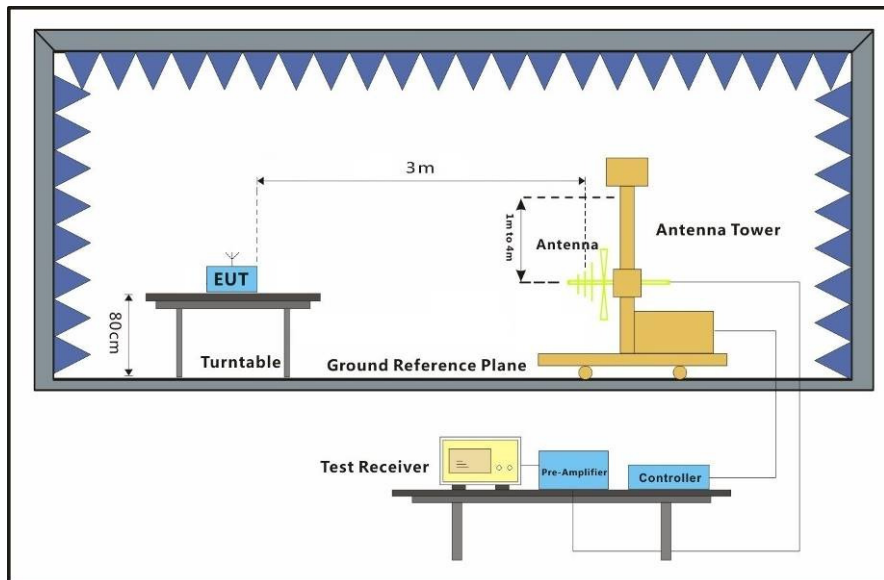
7.2 Field Strength of the Fundamental Signal (15.227(a))

Test Requirement 47 CFR Part 15, Subpart C 15.227(a)
 Test Method: ANSI C63.10 (2013) Section 6.4
 Measurement Distance: 3m
 Limit: ≤ 10000 microvolts/meter at 3 meters, the emission limit is based on measurement instrumentation employing an average Detector. The provisions in § 15.35 for limiting peak emissions apply.

7.2.1 E.U.T. Operation

Operating Environment:
 Temperature: 23 °C Humidity: 55 % RH Atmospheric Pressure: 1015 mbar
 Test mode a:TX mode_Keep the EUT in transmitting with modulation mode.

7.2.2 Test Setup Diagram



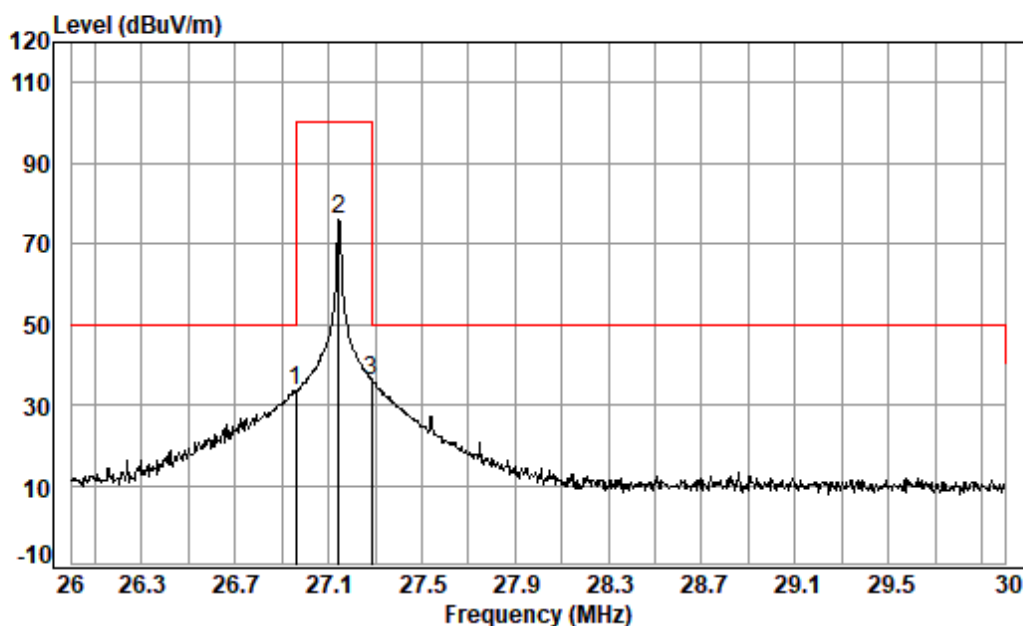
7.2.3 Measurement Procedure and Data

For testing performed with the loop antenna, the center of the loop was positioned 1 m above the ground and positioned with its plane vertical at the specified distance from the EUT. During testing the loop was rotated about its vertical axis for maximum response at each azimuth and also investigated with the loop positioned in the horizontal plane. Only the worst position of vertical was shown in the report.



Unless otherwise agreed in writing, this document is issued by the Company subject to its General Conditions of Service printed overleaf, available on request or accessible at <http://www.sgs.com/en/Terms-and-Conditions.aspx> and, for electronic format documents, subject to Terms and Conditions for Electronic Documents at <http://www.sgs.com/en/Terms-and-Conditions/Terms-e-Documents.aspx>. Attention is drawn to the limitation of liability, indemnification and jurisdiction issues defined therein. Any holder of this document is advised that information contained hereon reflects the Company's findings at the time of its intervention only and within the limits of Client's instructions, if any. The Company's sole responsibility is to its Client and this document does not exonerate parties to a transaction from exercising all their rights and obligations under the transaction documents. This document cannot be reproduced except in full, without prior written approval of the Company. Any unauthorized alteration, forgery or falsification of the content or appearance of this document is unlawful and offenders may be prosecuted to the fullest extent of the law. Unless otherwise stated the results shown in this test report refer only to the sample(s) tested and such sample(s) are retained for 30 days only.
 Attention: To check the authenticity of testing /inspection report & certificate, please contact us at telephone: (86-755) 8307 1443, or email: CN.Doccheck@sgs.com

Detector: Peak
Mode: a; Polarization: Vertical



Condition: 3m VERTICAL

Job No. : 19001CR

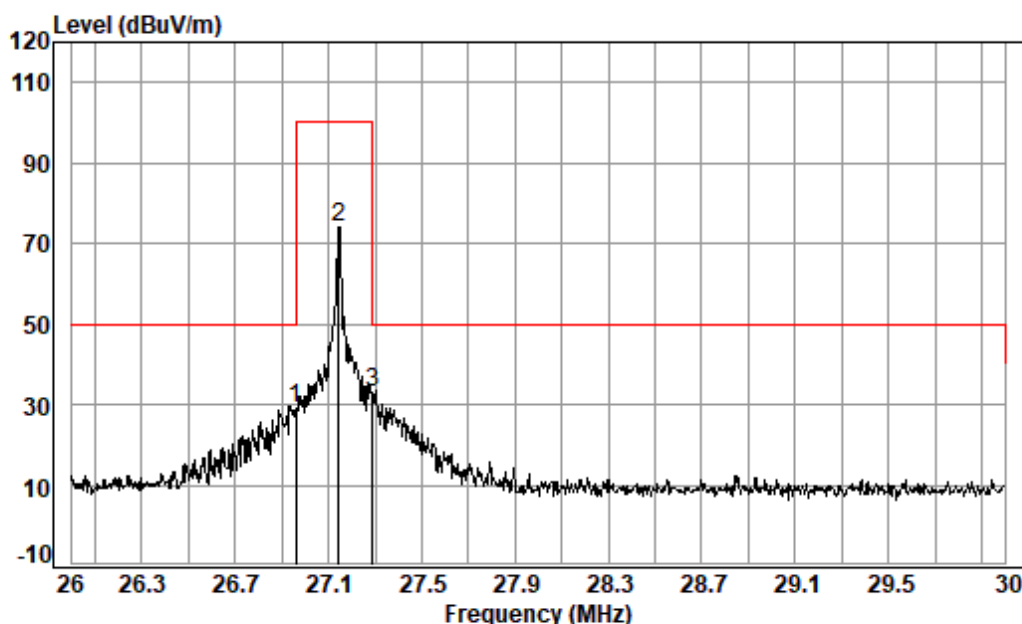
Test mode: a

| | Freq | Cable Loss | Ant Factor | Preamp Factor | Read Level | Level | Limit Line | Over Limit |
|------|-------|------------|------------|---------------|------------|--------|------------|------------|
| | MHz | dB | dB/m | dB | dBuV | dBuV/m | dBuV/m | dB |
| 1 | 26.96 | 0.60 | 23.31 | 27.74 | 37.10 | 33.27 | 50.00 | -16.73 |
| 2 | 27.14 | 0.60 | 23.22 | 27.74 | 79.72 | 75.80 | 100.00 | -24.20 |
| 3 pp | 27.28 | 0.60 | 23.15 | 27.74 | 40.03 | 36.04 | 50.00 | -13.96 |



Unless otherwise agreed in writing, this document is issued by the Company subject to its General Conditions of Service printed overleaf, available on request or accessible at <http://www.sgs.com/en/Terms-and-Conditions.aspx> and, for electronic format documents, subject to Terms and Conditions for Electronic Documents at <http://www.sgs.com/en/Terms-and-Conditions/Terms-e-Documents.aspx>. Attention is drawn to the limitation of liability, indemnification and jurisdiction issues defined therein. Any holder of this document is advised that information contained hereon reflects the Company's findings at the time of its intervention only and within the limits of Client's instructions, if any. The Company's sole responsibility is to its Client and this document does not exonerate parties to a transaction from exercising all their rights and obligations under the transaction documents. This document cannot be reproduced except in full, without prior written approval of the Company. Any unauthorized alteration, forgery or falsification of the content or appearance of this document is unlawful and offenders may be prosecuted to the fullest extent of the law. Unless otherwise stated the results shown in this test report refer only to the sample(s) tested and such sample(s) are retained for 30 days only.
Attention: To check the authenticity of testing / inspection report & certificate, please contact us at telephone: (86-755) 8307 1443, or email: CN.Doccheck@sgs.com

Mode:a; Polarization:Vertical



Condition: 3m HORIZONTAL

Job No. : 19001CR

Test mode: a

| | Freq | Cable Loss | Ant Factor | Preamp Factor | Read Level | Level | Limit | Over |
|------|-------|------------|------------|---------------|------------|--------|--------|--------|
| | MHz | dB | dB/m | dB | dBuV | dBuV/m | dBuV/m | dB |
| 1 | 26.96 | 0.60 | 23.31 | 27.74 | 33.03 | 29.20 | 50.00 | -20.80 |
| 2 | 27.14 | 0.60 | 23.22 | 27.74 | 78.16 | 74.24 | 100.00 | -25.76 |
| 3 pp | 27.29 | 0.60 | 23.15 | 27.74 | 37.08 | 33.09 | 50.00 | -16.91 |

Remark:

- 1) The field strength is calculated by adding the Antenna Factor, Cable Factor & Pre-amplifier. The basic equation with a sample calculation is as follows:
Final Test Level = Receiver Reading + Antenna Factor + Cable Factor – Pre-amplifier Factor
- 2) The peak field strength of any emission shall not exceed the maximum permitted average limits specified above by more than 20 dB under any condition of modulation. So, only the above measurement data were shown in the report.



Unless otherwise agreed in writing, this document is issued by the Company subject to its General Conditions of Service printed overleaf, available on request or accessible at <http://www.sgs.com/en/Terms-and-Conditions.aspx> and, for electronic format documents, subject to Terms and Conditions for Electronic Documents at <http://www.sgs.com/en/Terms-and-Conditions/Terms-e-Documents.aspx>. Attention is drawn to the limitation of liability, indemnification and jurisdiction issues defined therein. Any holder of this document is advised that information contained hereon reflects the Company's findings at the time of its intervention only and within the limits of Client's instructions, if any. The Company's sole responsibility is to its Client and this document does not exonerate parties to a transaction from exercising all their rights and obligations under the transaction documents. This document cannot be reproduced except in full, without prior written approval of the Company. Any unauthorized alteration, forgery or falsification of the content or appearance of this document is unlawful and offenders may be prosecuted to the fullest extent of the law. Unless otherwise stated the results shown in this test report refer only to the sample(s) tested and such sample(s) are retained for 30 days only.
Attention: To check the authenticity of testing / inspection report & certificate, please contact us at telephone: (86-755) 8307 1443, or email: CN.Doccheck@sgs.com

7.3 Radiated Emissions(30MHz-1GHz)

Test Requirement 47 CFR Part 15, Subpart C 15.227(b) & C 15.209
 Test Method: ANSI C63.10 (2013) Section 6.4&6.5
 Measurement Distance: 3m
 Limit:

| Frequency(MHz) | Field strength(microvolts/meter) | Measurement distance(meters) |
|----------------|----------------------------------|------------------------------|
| 0.009-0.490 | 2400/F(kHz) | 300 |
| 0.490-1.705 | 24000/F(kHz) | 30 |
| 1.705-30.0 | 30 | 30 |
| 30-88 | 100 | 3 |
| 88-216 | 150 | 3 |
| 216-960 | 200 | 3 |
| Above 960 | 500 | 3 |

Remark: The emission limits shown in the above table are based on measurements employing a CISPR quasi-peak detector except for the frequency bands 9-90kHz, 110-490kHz and above 1000 MHz. Radiated emission limits in these three bands are based on measurements employing an average detector, the peak field strength of any emission shall not exceed the maximum permitted average limits specified above by more than 20 dB under any condition of modulation.



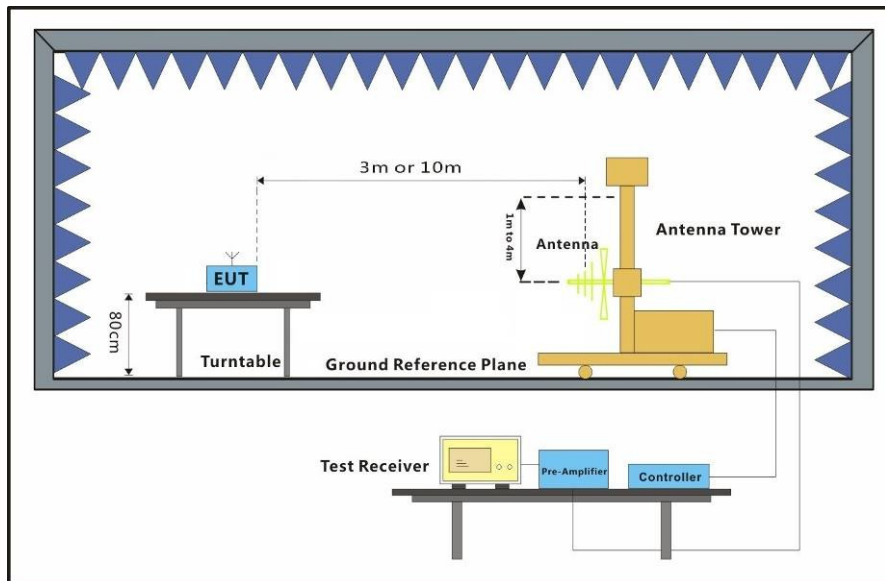
Unless otherwise agreed in writing, this document is issued by the Company subject to its General Conditions of Service printed overleaf, available on request or accessible at <http://www.sgs.com/en/Terms-and-Conditions.aspx> and, for electronic format documents, subject to Terms and Conditions for Electronic Documents at <http://www.sgs.com/en/Terms-and-Conditions/Terms-e-Documents.aspx>. Attention is drawn to the limitation of liability, indemnification and jurisdiction issues defined therein. Any holder of this document is advised that information contained hereon reflects the Company's findings at the time of its intervention only and within the limits of Client's instructions, if any. The Company's sole responsibility is to its Client and this document does not exonerate parties to a transaction from exercising all their rights and obligations under the transaction documents. This document cannot be reproduced except in full, without prior written approval of the Company. Any unauthorized alteration, forgery or falsification of the content or appearance of this document is unlawful and offenders may be prosecuted to the fullest extent of the law. Unless otherwise stated the results shown in this test report refer only to the sample(s) tested and such sample(s) are retained for 30 days only.
 Attention: To check the authenticity of testing / inspection report & certificate, please contact us at telephone: (86-755) 8307 1443, or email: CN.Doccheck@sgs.com

7.3.1 E.U.T. Operation

Operating Environment:

Temperature: 23 °C Humidity: 55 % RH Atmospheric Pressure: 1015 mbar
Test mode a:TX mode_Keep the EUT in transmitting with modulation mode.

7.3.2 Test Setup Diagram



7.3.3 Measurement Procedure and Data

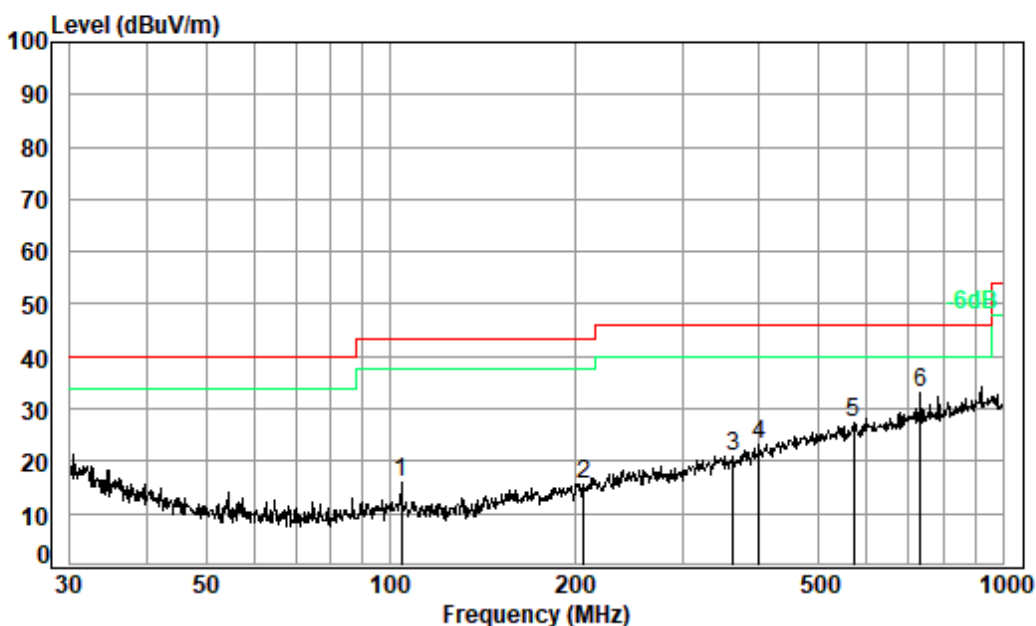
- a. The EUT was placed on the top of a rotating table 0.8 meters above the ground for below 1GHz at a 3 meter semi-anechoic chamber. The table was rotated 360 degrees to determine the position of the highest radiation.
- b. The EUT was set 3 meters away from the interference-receiving antenna, which was mounted on the top of a variable-height antenna tower.
- c. The antenna height is varied from one meter to four meters above the ground to determine the maximum value of the field strength. Both horizontal and vertical polarizations of the antenna are set to make the measurement.
- d. For each suspected emission, the EUT was arranged to its worst case and then the antenna was tuned to heights from 1 meter to 4 meters (for the test frequency of below 30MHz, the antenna was tuned to heights 1 meter) and the rotatable table was turned from 0 degrees to 360 degrees to find the maximum reading.
- e. The test-receiver system was set to Peak Detect Function and Specified Bandwidth with Maximum Hold Mode.
- f. If the emission level of the EUT in peak mode was 10dB lower than the limit specified, then testing could be stopped and the peak values of the EUT would be reported. Otherwise the emissions that did not have 10dB margin would be re-tested one by one using peak, quasi-peak or average method as specified and then reported in a data sheet.
- g. The radiation measurements are performed in X, Y, Z axis positioning. And found the X axis positioning which it is worse case, only the test worst case mode is recorded in the report.

Remark: Level= Read Level+ Cable Loss+ Antenna Factor- Preamp Factor



Unless otherwise agreed in writing, this document is issued by the Company subject to its General Conditions of Service printed overleaf, available on request or accessible at <http://www.sgs.com/en/Terms-and-Conditions.aspx> and, for electronic format documents, subject to Terms and Conditions for Electronic Documents at <http://www.sgs.com/en/Terms-and-Conditions/Terms-e-Documents.aspx>. Attention is drawn to the limitation of liability, indemnification and jurisdiction issues defined therein. Any holder of this document is advised that information contained hereon reflects the Company's findings at the time of its intervention only and within the limits of Client's instructions, if any. The Company's sole responsibility is to its Client and this document does not exonerate parties to a transaction from exercising all their rights and obligations under the transaction documents. This document cannot be reproduced except in full, without prior written approval of the Company. Any unauthorized alteration, forgery or falsification of the content or appearance of this document is unlawful and offenders may be prosecuted to the fullest extent of the law. Unless otherwise stated the results shown in this test report refer only to the sample(s) tested and such sample(s) are retained for 30 days only.
Attention: To check the authenticity of testing /inspection report & certificate, please contact us at telephone: (86-755) 8307 1443, or email: CN.Doccheck@sgs.com

Mode:a; Polarization:Vertical



Condition: 3m Vertical

Job No. : 19011CR

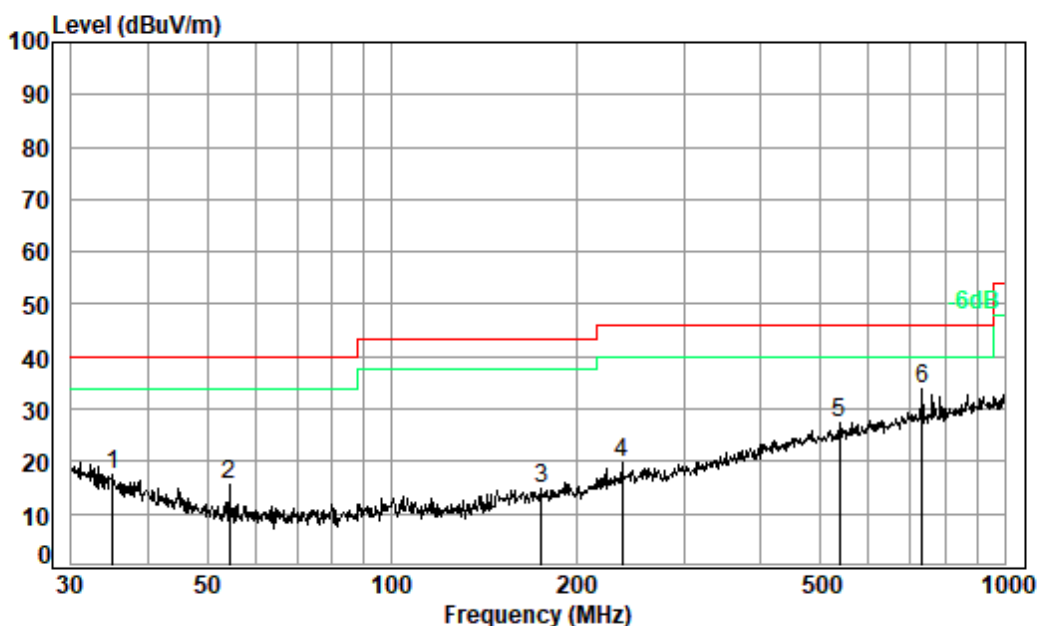
Test mode: a

| | Freq | Cable Loss | Ant Factor | Preamp Factor | Read Level | Limit Level | Over Limit |
|------|--------|------------|------------|---------------|------------|-------------|------------|
| | MHz | dB | dB/m | dB | dBuV | dBuV/m | dB |
| 1 | 104.44 | 1.21 | 13.79 | 27.61 | 28.64 | 43.50 | -27.47 |
| 2 | 206.67 | 1.44 | 16.74 | 27.14 | 24.64 | 43.50 | -27.82 |
| 3 | 362.55 | 2.10 | 21.44 | 27.24 | 24.64 | 46.00 | -25.06 |
| 4 | 400.09 | 2.20 | 22.40 | 27.42 | 26.02 | 46.00 | -22.80 |
| 5 | 570.04 | 2.67 | 26.04 | 28.08 | 26.68 | 46.00 | -18.69 |
| 6 pp | 733.28 | 3.00 | 28.11 | 27.86 | 29.86 | 46.00 | -12.89 |



Unless otherwise agreed in writing, this document is issued by the Company subject to its General Conditions of Service printed overleaf, available on request or accessible at <http://www.sgs.com/en/Terms-and-Conditions.aspx> and, for electronic format documents, subject to Terms and Conditions for Electronic Documents at <http://www.sgs.com/en/Terms-and-Conditions/Terms-e-Document.aspx>. Attention is drawn to the limitation of liability, indemnification and jurisdiction issues defined therein. Any holder of this document is advised that information contained hereon reflects the Company's findings at the time of its intervention only and within the limits of Client's instructions, if any. The Company's sole responsibility is to its Client and this document does not exonerate parties to a transaction from exercising all their rights and obligations under the transaction documents. This document cannot be reproduced except in full, without prior written approval of the Company. Any unauthorized alteration, forgery or falsification of the content or appearance of this document is unlawful and offenders may be prosecuted to the fullest extent of the law. Unless otherwise stated the results shown in this test report refer only to the sample(s) tested and such sample(s) are retained for 30 days only.
Attention: To check the authenticity of testing / inspection report & certificate, please contact us at telephone: (86-755) 8307 1443, or email: CN.Doccheck@sgs.com

Mode:a; Polarization:Vertical



Condition: 3m HORIZONTAL

Job No. : 19011CR

Test mode: a

| | Freq | Cable Loss | Ant Factor | Preamp Factor | Read Level | Limit Level | Limit Line | Over Limit |
|------|--------|------------|------------|---------------|------------|-------------|------------|------------|
| | MHz | dB | dB/m | dB | dBuV | dBuV/m | dBuV/m | dB |
| 1 | 35.07 | 0.60 | 19.79 | 27.72 | 24.85 | 17.52 | 40.00 | -22.48 |
| 2 | 54.34 | 0.80 | 13.74 | 27.69 | 28.68 | 15.53 | 40.00 | -24.47 |
| 3 | 175.36 | 1.36 | 15.81 | 27.26 | 25.04 | 14.95 | 43.50 | -28.55 |
| 4 | 237.41 | 1.61 | 18.60 | 27.05 | 26.54 | 19.70 | 46.00 | -26.30 |
| 5 | 537.71 | 2.64 | 25.40 | 27.97 | 27.14 | 27.21 | 46.00 | -18.79 |
| 6 pp | 733.28 | 3.00 | 28.11 | 27.86 | 30.59 | 33.84 | 46.00 | -12.16 |



Unless otherwise agreed in writing, this document is issued by the Company subject to its General Conditions of Service printed overleaf, available on request or accessible at <http://www.sgs.com/en/Terms-and-Conditions.aspx> and, for electronic format documents, subject to Terms and Conditions for Electronic Documents at <http://www.sgs.com/en/Terms-and-Conditions/Terms-e-Documents.aspx>. Attention is drawn to the limitation of liability, indemnification and jurisdiction issues defined therein. Any holder of this document is advised that information contained hereon reflects the Company's findings at the time of its intervention only and within the limits of Client's instructions, if any. The Company's sole responsibility is to its Client and this document does not exonerate parties to a transaction from exercising all their rights and obligations under the transaction documents. This document cannot be reproduced except in full, without prior written approval of the Company. Any unauthorized alteration, forgery or falsification of the content or appearance of this document is unlawful and offenders may be prosecuted to the fullest extent of the law. Unless otherwise stated the results shown in this test report refer only to the sample(s) tested and such sample(s) are retained for 30 days only.
Attention: To check the authenticity of testing / inspection report & certificate, please contact us at telephone: (86-755) 8307 1443, or email: CN.Doccheck@sgs.com

Remark:

1) The field strength is calculated by adding the Antenna Factor, Cable Factor & Preamplifier. The basic equation with a sample calculation is as follows:

Final Test Level = Receiver Reading + Antenna Factor + Cable Factor – Preamplifier Factor

2) Scan from 9kHz to 1GHz, the below 30MHz was very low, and the above harmonics were the highest point could be found when testing, so only the above harmonics had been displayed. The amplitude of spurious emissions from the radiator which are attenuated more than 20dB below the limit need not be reported.

3) The disturbance below 30MHz was very low, and the above harmonics were the highest point could be found when testing, so only the above harmonics had been displayed.



Unless otherwise agreed in writing, this document is issued by the Company subject to its General Conditions of Service printed overleaf, available on request or accessible at <http://www.sgs.com/en/Terms-and-Conditions.aspx> and, for electronic format documents, subject to Terms and Conditions for Electronic Documents at <http://www.sgs.com/en/Terms-and-Conditions/Terms-e-Documents.aspx>. Attention is drawn to the limitation of liability, indemnification and jurisdiction issues defined therein. Any holder of this document is advised that information contained hereon reflects the Company's findings at the time of its intervention only and within the limits of Client's instructions, if any. The Company's sole responsibility is to its Client and this document does not exonerate parties to a transaction from exercising all their rights and obligations under the transaction documents. This document cannot be reproduced except in full, without prior written approval of the Company. Any unauthorized alteration, forgery or falsification of the content or appearance of this document is unlawful and offenders may be prosecuted to the fullest extent of the law. Unless otherwise stated the results shown in this test report refer only to the sample(s) tested and such sample(s) are retained for 30 days only.
Attention: To check the authenticity of testing / inspection report & certificate, please contact us at telephone: (86-755) 8307 1443, or email: CN.Doccheck@sgs.com

8 Photographs

8.1 Test Setup

Refer to Setup Photos

8.2 EUT Constructional Details (EUT Photos)

Refer to EUT external and internal photos

- End of the Report -

