

⚠ Safety Tips:

- Water can cause great damage to the electrical units of the vehicle and its accessories. Do not operate in wet conditions or drive through puddles.
- Do not operate the vehicle on the street near full-sized vehicles.
- Do not pick up the vehicle while in motion.
- Only operate within your line of sight.
- Keep fingers, hair and loose clothing away from the tires and the wheel hubs while the vehicle is powered ON.
- Store vehicle in a cool and dry place; do not place in direct sunlight or excessive heat for a long period of time.
- Do not use this product near a heat source such as fire or heater.
- Adult supervision is recommended when the vehicle is being operated.
- To avoid accidental operation, always switch to power OFF when not in use.
- Dispose of the whole product according to local recycling or waste regulations - never disassemble.
- All packaging to be removed before giving to child.

⚠ Caution:

Not recommended for children under 5 years of age. As with all electrical products, precautions should steadily be followed during handling and operating this product in order to avoid electric shock. Hair entanglement may result if child's hair comes in contact with moving parts of the toy. Adult supervision is recommended.

⚠ Caution: Controller Battery Information:

- Always follow instructions carefully.
- Avoid operating when controller battery is low.
- Remove exhausted or dead batteries from product to prevent leakage.
- Remove batteries if product will not be used for a long period of time.
- Non-rechargeable batteries are not to be recharged. Different types of batteries (Alkaline, standard - carbon-zinc, rechargeable - nickel-cadmium) or new and used batteries are not to be mixed.

Warranty:

KidzLane provides a limited warranty to the original purchaser that this product is free from defects in materials and workmanship under normal use for a period of thirty (30) days from the original date of purchase. KidzLane's responsibility, with respect to this limited warranty; shall be limited solely for the purpose of repairing or replacing, (at our discretion), products which fail during normal consumer use. To obtain warranty coverage during the Warranty Period, contact your place of purchase ("Seller") to obtain a return authorization, and return the defective product to the seller along with proof of purchase. This warranty does not extend to damage or failure which results from misuse, neglect, accidents, alterations, abuse, improper installation or improper maintenance. This warranty gives you specific legal rights, and you may also have other rights which vary from state to state.

This device complies with Part 15 of the FCC Rules. Operation is subject to the following two conditions:

(1) this device may not cause harmful interference, and (2) this device must accept any interference received, including interference that may cause undesired operation.

FCC ID: 2AE67-2113

Warning: Changes or modifications to this unit not expressly approved by the party responsible for compliance could void the user's authority to operate the equipment.

NOTE: This equipment has been tested and found to comply with the limits for a Class B digital device, pursuant to Part 15 of the FCC Rules. These limits are designed to provide reasonable protection against harmful interference in a residential installation. This equipment generates, uses and can radiate radio frequency energy and, if not installed and used in accordance with the instructions, may cause harmful interference to radio communications. However, there is no guarantee that interference will not occur in a particular installation. If this equipment does cause harmful interference to radio or television reception, which can be determined by turning the equipment off and on, the user is encouraged to try to correct the interference by one or more of the following measures:

- Reorient or relocate the receiving antenna.
- Increase the separation between the equipment and receiver.
- Connect the equipment into an outlet on a circuit different from that to which the receiver is connected.
- Consult the dealer or an experienced radio/TV technician for help.

"This device complies with FCC radiation exposure limits set forth for general population (uncontrolled exposure).

This device must not be collocated or operating in conjunction with any other antenna or transmitter."

Manufactured and Imported by

KidzLane

BROOKLYN, NY 11205
www.kidzlane.com
© 2019 KIDZLANE

KidzLane

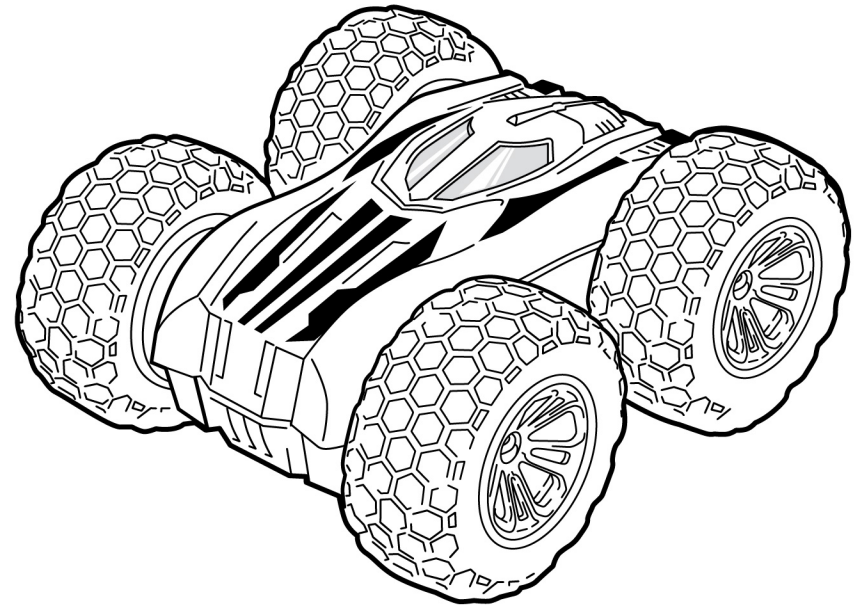
For Ages
5+

**Please read the entire manual prior to operation.
Please keep these instructions.**

**REMOTE
CONTROL**

Double-Sided Mini Stunt Car


**Owner's Manual
Item # 2113**



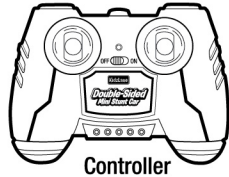
CE FC

⚠ WARNING:
CHOKING HAZARD -Small parts.
Not suitable for children under 3 years.

Component Checklist:

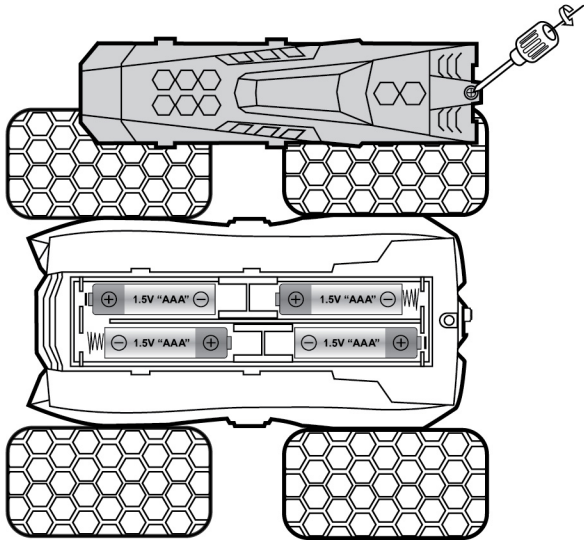


Double Sided
Mini Stunt Car



Controller

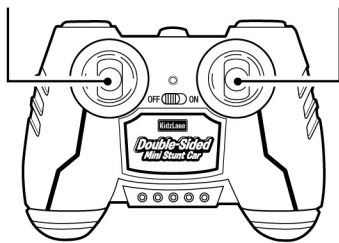
Battery Installation:



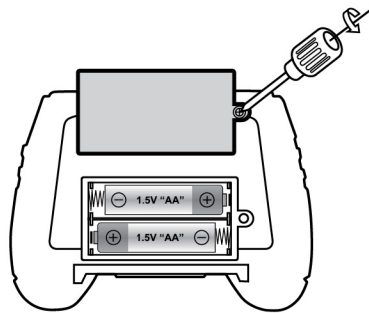
Use 4 X 1.5v "AAA" Batteries
(Not Included)

Control Stick

Control Stick



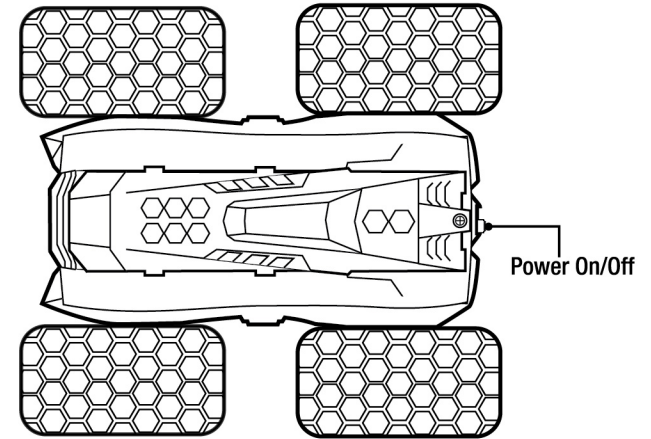
Use 2 X 1.5v "AA" Batteries
(Not Included)



Mini Stunt Car Operations:

Power On/Off

To power the car on locate the on/off switch on the back of car as shown. Push switch to the on position.
Note: Always switch car power off when not in use.



Controller Operation

	<p>Forward</p>	Press both control sticks forward.
	<p>Backward</p>	Press both control sticks backward.
	<p>Spin/ Steer</p>	Spin/Steer the vehicle by pressing and holding the control sticks in opposite directions.
	<p>Forward</p>	Press both control sticks backward.
	<p>Backward</p>	Press both control sticks forward.
	<p>Spin/ Steer</p>	Spin/Steer the vehicle by pressing and holding the control sticks in opposite directions.