

SPECIFICATIONS:

- Model:** SK11M
- Bluetooth compliance:** Bluetooth version 5.1
- Multipairing:**
 - Maximum 8 phones paired
 - 1 phone connected at a time
- Operating range:** 10 meters (Bluetooth standard)
- Frequency range:** 2.402 - 2.480 GHz
- Power:** -2.4 dBm EIRP
- Battery type:** 200 mAh Li-Po
- Music playing time:** 15 hours
- Charging time:** 2 hours (depending on charger)
- Operating temperature:** 0 to 45°C
- Charging temperature:** 10 to 40°C
- DC input:** 5VDC 0.1A
- Storage temperature:** -10 to 60°C
- Accessories:**
 - 1 USB cable
 - User's guide EN V1.7

WARNING:



To prevent possible hearing damage, do not listen at high volume levels for long periods.

CAUTION:

- The disposal of a battery into fire or a hot oven, or mechanically crushing or cutting of a battery, that can result in an explosion.
- Leaving a battery in an extremely high temperature surrounding environment that can result in an explosion or the leakage of flammable liquid or gas.
- A battery subjected to extremely low air pressure that may result in an explosion or the leakage of flammable liquid or gas.

Correct Disposal of This Product (Waste Electrical & Electronic Equipment)

(Applicable in the European Union and other European countries with separate collection systems).



This marking shown on the product or its literature, indicates that it should not be disposed with other household wastes at the end of its working life. To prevent possible harm to the environment or human health from uncontrolled waste disposal, please separate this from other types of wastes and recycle it responsibly to promote the sustainable reuse of material resources. Household users should contact either the retailer where they purchased this product, or their local government office, for details of where and how they can take this item for environmentally safe recycling. Business users should contact their supplier and check the terms and conditions of the purchase contract. This product should not be mixed with other commercial wastes for disposal.

This product has an embedded, non-replaceable battery, do not attempt to open the product or remove the battery as this may cause injury and damage the product. Please contact the local recycling facility for removal of the battery. The embedded, non-replaceable battery is designed to last the life time of the product.

**Federal Communications Commission (FCC) Statement
Industry Canada (IC) Statement**

15.21

You are cautioned that changes or modifications not expressly approved by the part responsible for compliance could void the user's authority to operate the equipment.

15.105(b)

This equipment has been tested and found to comply with the limits for a Class B digital device, pursuant to part 15 of the FCC/IC rules. These limits are designed to provide reasonable protection against harmful interference in a residential installation. This equipment generates, uses and can radiate radio frequency energy and, if not installed and used in accordance with the instructions, may cause harmful interference to radio communications. However, there is no guarantee that interference will not occur in a particular installation. If this equipment does cause harmful interference to radio or television reception, which can be determined by turning the equipment off and on, the user is encouraged to try to correct the interference by one or more of the following measures :

- Reorient or relocate the receiving antenna.
- Increase the separation between the equipment and receiver.
- Connect the equipment into an outlet on a circuit different from that to which the receiver is connected.
- Consult the dealer or an experienced radio/TV technician for help.

This device complies with part 15 of the FCC rules and Industry Canada licence-exempt RSS standard(s)

Operation is subject to the following two conditions :

- 1) This device may not cause interference and
- 2) This device must accept any interference, including interference that may cause undesired operation of the device.

FCC/IC RF Radiation Exposure Statement :

This equipment complies with FCC/IC radiation exposure limits set forth for an uncontrolled environment. End users must follow the specific operating instructions for satisfying RF exposure compliance. This transmitter must not be co-located or operating in conjunction with any other antenna or transmitter.



Hereby, EURO COMMUNICATION EQUIPEMENTS declares that the radio equipment type SK11M is in compliance with Directive 2014/53/EU.

The full text of the EU declaration of conformity is available at the following internet address:

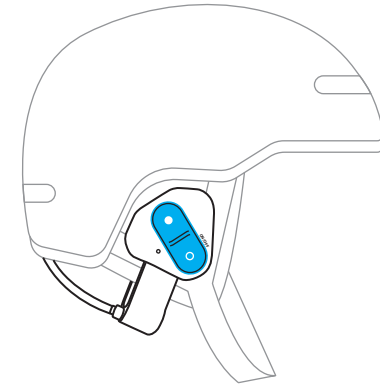
<http://www.SuperTooth.net/download>

Euro Communication Equipements sas
Route de Foix D117
11 500 NEBIAS
FRANCE



The Bluetooth® word mark and logos are registered trademarks owned by Bluetooth SIG, Inc. and any use of such marks by Euro-CB is under license. Other trademarks and trade names are those of their respective owners.

Skitooth Quick Guide



The Skitooth is a stereo headphone system with an integrated microphone.

Its two connected headphones can be positioned in few seconds on any ski helmet.

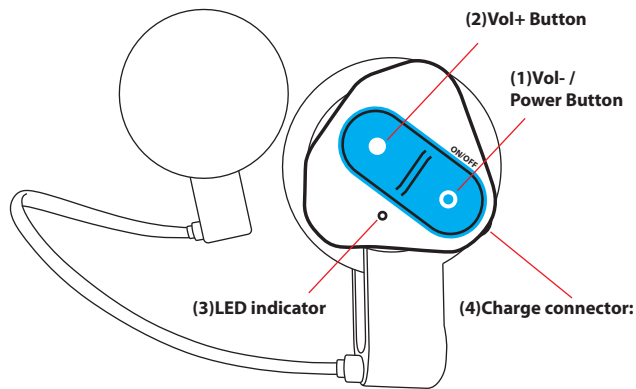
With its two high-performance speakers, you enjoy your music and podcasts with exceptional audio quality. The performance of its top-of-the-range speakers allows for rich sound and incredible bass reproduction. Thanks to the positioning of the speakers over your ears, you have absolute comfort and you are not cut off from surrounding noise for better safety.

The Skitooth is also equipped with an integrated microphone for your phone communications. You can accept your calls very easily by pressing any of the two buttons. The large size of these buttons allows you to pick up the phone without having to remove your gloves.

For your safety, we advise you to call at very low speed or when stationary.

 Cutting

 Folding



POWER ON:

Press (1) Vol- / Power Button until the (3) LED indicator turns blue (1.5sec).

If no phone is found, the Skitooth will automatically be in pairing mode (red / blue).

POWER OFF:

Long Press (1) Vol- / Power Button until the (3) LED indicator turns red (5sec).

PAIRING SKITOOOTH TO A MOBILE PHONE:

1st option:

- From OFF, long press (1) Vol- / Power button until the (3) LED indicator alternately flashes red / blue (7sec).

2nd option:

- Only switch on the Skitooth and make sure previous connected phone has its Bluetooth OFF.

- Go to your Phone's Bluetooth menu and search for "SKITOOOTH"

- Once pairing is successful the (3) LED indicator will flash blue. Skitooth is now ready to use.

PHONE CALL FEATURES:

Answer Call: Short Press any key to accept incoming call.

End Call: Press any key until the 1st beep (1.5 sec).

Reject incoming call: Press any key until the 1st beep (1.5 sec).

Voice dial (if supported by phone): Short Press any key to activate Siri/Google assistant.

Redial: Press any key until the 1st beep (1.5 sec).

A2DP MUSIC STREAMING:

Play/Pause music: press any key until the 2nd beep (3sec).

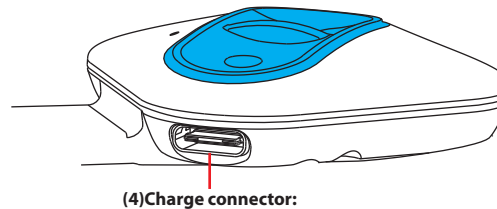
Next/Previous song: press Vol+ / Vol- until the 1st beep (1.5sec).

CHARGING:

Insert any type-C USB charger into the (4) Charge connector:

The (3) LED indicator will turn red while charging.

The (3) LED indicator will turn green once the battery is fully charged.



TO ERASE PAIRED DEVICES:

- From OFF, long press (1) Vol- / Power button until the (3) LED indicator alternately flashes red / blue (7sec.)

- Long Press (2) Vol+ Button until (3) LED indicator turns red and Skitooth automatically turns OFF.

AUTOMATIC RECONNECTION AND AUTO-POWER OFF FUNCTIONS:

- If the Bluetooth connection is lost with the phone, the Skitooth will try to reconnect automatically for 10 minutes (the Skitooth beeps every 15 seconds).

- In pairing mode (red / blue flashing), if pairing is not performed after 5 minutes, the Skitooth automatically switches off.

INSTALLATION ON HELMET:

Position the earpiece with the Skitooth buttons on the right side of your ski helmet.

Position the other side of the Skitooth on the left side of your ski helmet.

You can manually adjust the 2 sides of the Skitooth in order to obtain maximum comfort.

The Skitooth is ready to use.

