



The Functional Specification of CK-052 Bluetooth Headset

一) Use guidance for charging

- 1) Plug the supplied USB cable into a USB socket of 5V charger or a spare USB socket on your computer, and plug the other end of the USB cable into Bluetooth headset socket for charging.
- 2) The indicator light flashes red during charging. When the light goes out, the headset is fully charged. It needs around 1.5 hour for fully charged under non-electrically..
- 3) Please made fully charged when first use, otherwise use life will be impacted.

二) Use guidance for starting up and switch off.




1) Starting up: Press on the pause function key“” about 3 seconds until the indicator light show starting up status.

2) Switch off: Press on the pause function key“” about 3 seconds until the indicator light show switch off status.

三) The Bluetooth headset pairing mobile phone or computer and other output device.

- 1) After starting up, the red light and blue light are alternately flashes, that means the headset goes into Bluetooth pairing mode.
- 2) Open the Bluetooth function on your cellphone or computer, setting Bluetooth search status.
- 3) When cellphone or computer can search the Bluetooth headset(CK-052),press (CK-052), and the cellphone or computer can automatic connect with the Bluetooth headset.
- 4) When the headset shows pairing successful, the indicator light on headset will flash blue, that means the headset pairing successful with cellphone or computer or other output devices


四) Use guidance for Answer, Refuse to answer and Dial

- 1) When the phone rings, press once quickly the phone key“” for answer, press twice quickly for refusing.
- 2) Press once quickly the phone key“”for hanging up phone during conversation.
- 3) When the music is playing or suspending, double-click the headset’s phone key“” for re-dial the last phone number you called.

五) Use guidance for playing MP3

1) When the music is playing, press on the headset’s volume key “V+” for increasing the volume, “V-” for decreasing the volume.

2) Press twice quickly the headset’s “” is the previous song or the next song.

3)The multifunction pause key on Bluetooth headset “” is also the play/pause key of MP3.

六) Bluetooth Technology

- 1) Bluetooth versions: V2.1+EDR
- 2) Receive Sensitivity: 90db-100dB
- 3) Transmission Power: Class2
- 4) Transmission Distance: 10-15 meters
- 5) Wireless Frequency: 2.4-2.48GHZ
- 6) Charging Voltage: DC5-5.5V
- 7)Working Current: 30-60mA

8) Standby Current: 1-2mA

9) Shutdown Current: 1-5uA

10) Speaker Diameter: $\varphi = 40\text{mm}$

11) Speaker Impedance: 32Ω

Federal Communications Commission (FCC) Interference

Statement

This equipment has been tested and found to comply with the limits for a Class B digital device, pursuant to Part 15 of the FCC Rules.

These limits are designed to provide reasonable protection against harmful interference in a residential installation. This equipment generate, uses and can radiate radio frequency energy and, if not installed and used in accordance with the instructions, may cause harmful interference to radio communications.

However, there is no guarantee that interference will not occur in a particular installation. If this equipment does cause harmful interference to radio or television reception, which can be determined by turning the equipment off and on, the user is encouraged to try to correct the interference by one of the following measures:

- Reorient or relocate the receiving antenna.
- Increase the separation between the equipment and receiver.
- Connect the equipment into an outlet on a circuit different from that to which the receiver is connected.
- Consult the dealer or an experienced radio/TV technician for help.

This device complies with Part 15 of the FCC Rules. Operation is subject to the following two conditions:

(1) This device may not cause harmful interference, and (2) this device must accept any interference received, including interference that may cause undesired operation.

FCC Caution: Any changes or modifications not expressly approved by the party responsible for compliance could void the user's authority to operate this equipment.

RF exposure warning

This equipment complies with FCC radiation exposure limits set forth for an uncontrolled environment.

This equipment must not be collocated or operating in conjunction with any other antenna or transmitter.