


The Functional Specification of CK-051 Bluetooth Headset

一) Use guidance for charging

- 1) Plug the supplied USB cable into a USB socket of 5V charger or a spare USB socket on your computer, and plug the other end of the USB cable into Bluetooth headset socket for charging.
- 2) The indicator light flashes red during charging. When the light goes out, the headset is fully charged. It needs around 1.5 hour for fully charged under non-electrically..
- 3) Please made fully charged when first use, otherwise use life will be impacted.

二) Use guidance for starting up and switch off.


1) Starting up: Press on the pause function key“”about 3 seconds until the indicator light show starting up status.

2) Switch off: Press on the pause function key“”about 3 seconds until the indicator light show switch off status.


三) The Bluetooth headset pairing mobile phone or computer and other output device.

- 1) After starting up, the red light and blue light are alternately flashes, that means the headset goes into Bluetooth pairing mode.
- 2) Open the Bluetooth function on your cellphone or computer, setting Bluetooth search status.
- 3) When cellphone or computer can search the Bluetooth headset(CK-051),press (CK-051), and the cellphone or computer can automatic connect with the Bluetooth headset.
- 4) When the headset shows pairing successful, the indicator light on headset will flash blue, that means the headset pairing successful with cellphone or computer or other output devices

四) Use guidance for Answer, Refuse to answer and Dial


1) When the phone rings, press once quickly the phone key“” for answer, press twice quickly for refusing.


2) Press once quickly the phone key“”for hanging up phone during conversation.

3) When the music is playing or suspending, double-click the headset’s phone key“”for re-dial the last phone number you called.

五) Use guidance for playing MP3

1) When the music is playing, press on the headset’s volume key “V+” for increasing the volume, “V--“ key for decreasing the volume.

2) Press quickly the headset’s “” “is the previous song or the next song.

3)The multifunction phone key on Bluetooth headset “”is the play/pause key of MP3.

六) Bluetooth Technology

- 1) Bluetooth versions: V2.1+EDR
- 2) Receive Sensitivity: 90db-100dB
- 3) Transmission Power: Class2
- 4) Transmission Distance: 10-15 meters

- 5) Wireless Frequency: 2.4-2.48GHZ
- 6) Charging Voltage: DC5-5.5V
- 7)Working Current: 30-60mA
- 8)Standby Current: 1-2mA
- 9)Shutdown Current: 1-5uA
- 10) Speaker Diameter: $\phi = 40\text{mm}$
- 11) Speaker Impedance: 32Ω

Power is so low that no RF exposure calculation is needed.

FCC statements:

This device complies with part 15 of the FCC rules. Operation is subject to the following two conditions: (1) this device may not cause harmful interference, and (2) this device must accept any interference received, including interference that may cause undesired operation.

NOTE: The manufacturer is not responsible for any radio or TV interference caused by unauthorized modifications or changes to this equipment. Such modifications or changes could void the user's authority to operate the equipment.