

FCC Radio Test Report

FCC ID: 2AE4N-MINIKIN

Original Grant

Report No. : TB-FCC144531
Applicant : All Best Technology Limited
Equipment Under Test (EUT)
EUT Name : Portable Bluetooth Speaker
Model No. : Minikin
Series Model No. : N/A
Receipt Date : 2015-06-10
Test Date : 2015-06-11 to 2015-06-23
Issue Date : 2015-06-25
Standards : FCC Part 15: 2014, Subpart C(15.247)
Test Method : ANSI C63.10:2013
Conclusions : **PASS**

In the configuration tested, the EUT complied with the standards specified above,
The EUT technically complies with the FCC requirements

Test/Witness Engineer :

WANG SU

Approved & Authorized :

Luji



This report details the results of the testing carried out on one sample. The results contained in this test report do not relate to other samples of the same product. The manufacturer should ensure that all products in series production are in conformity with the product sample detailed in the report.

Contents

CONTENTS	2
1. GENERAL INFORMATION ABOUT EUT	4
1.1 Client Information.....	4
1.2 General Description of EUT (Equipment Under Test)	4
1.3 Block Diagram Showing the Configuration of System Tested.....	5
1.4 Description of Support Units	6
1.5 Description of Test Mode.....	6
1.6 Description of Test Software Setting	7
1.7 Measurement Uncertainty	8
1.8 Test Facility.....	8
2. TEST SUMMARY	9
3. TEST EQUIPMENT	10
4. CONDUCTED EMISSION TEST	11
4.1 Test Standard and Limit.....	11
4.2 Test Setup.....	11
4.3 Test Procedure.....	11
4.4 EUT Operating Mode	12
4.5 Test Data.....	12
5. RADIATED EMISSION TEST	15
5.1 Test Standard and Limit.....	15
5.2 Test Setup.....	16
5.3 Test Procedure.....	17
5.4 EUT Operating Condition	18
5.5 Test Data.....	18
6. RESTRICTED BANDS REQUIREMENT	37
6.1 Test Standard and Limit.....	37
6.2 Test Setup.....	37
6.3 Test Procedure.....	37
6.4 EUT Operating Condition	38
6.5 Test Data.....	38
7. NUMBER OF HOPPING CHANNEL	51
7.1 Test Standard and Limit.....	51
7.2 Test Setup.....	51
7.3 Test Procedure.....	51
7.4 EUT Operating Condition	51
7.5 Test Data.....	51
8. AVERAGE TIME OF OCCUPANCY	53
8.1 Test Standard and Limit.....	53
8.2 Test Setup.....	53

8.3 Test Procedure.....	53
8.4 EUT Operating Condition	53
8.5 Test Data.....	54
9. CHANNEL SEPARATION AND BANDWIDTH TEST	72
9.1 Test Standard and Limit.....	72
9.2 Test Setup.....	72
9.3 Test Procedure.....	72
9.4 EUT Operating Condition	72
9.5 Test Data.....	73
10. PEAK OUTPUT POWER TEST.....	85
10.1 Test Standard and Limit	85
10.2 Test Setup.....	85
10.3 Test Procedure.....	85
10.4 EUT Operating Condition	85
10.5 Test Data.....	86
11. ANTENNA REQUIREMENT.....	92
11.1 Standard Requirement.....	92
11.2 Antenna Connected Construction.....	92

1. General Information about EUT

1.1 Client Information

Applicant : All Best Technology Limited
Address : No.9, Yincheng 1st Rd., Yincheng Industrial Zone, Xiabian Village, Chang'an Town, Dongguan City, Guangdong Province, China
Manufacturer : All Best Technology Limited
Address : No.9, Yincheng 1st Rd., Yincheng Industrial Zone, Xiabian Village, Chang'an Town, Dongguan City, Guangdong Province, China

1.2 General Description of EUT (Equipment Under Test)

EUT Name	:	Portable Bluetooth Speaker			
Models No.	:	Minikin			
Model Difference	:	N/A			
Product Description	:	Operation Frequency: Bluetooth:2402~2480MHz			
		Number of Channel:	Bluetooth:79 Channels see note (2)		
		Max Peak Output Power:	GFSK: -6.212 dBm		
		Antenna Gain:	0 dBi PCB Antenna		
		Modulation Type:	GFSK 1Mbps(1 Mbps) π /4-DQPSK(2 Mbps) 8-DPSK(3 Mbps)		
Power Supply	:	DC Voltage supplied from Host System by USB cable DC power by Li-ion Battery			
Power Rating	:	DC 5.0V by USB cable. DC 3.7V 1.48Wh Li-ion Battery.			
Connecting I/O Port(S)	:	Please refer to the User's Manual			

Note:

(1) For a more detailed features description, please refer to the manufacturer's specifications or the User's Manual.

(2) Channel List

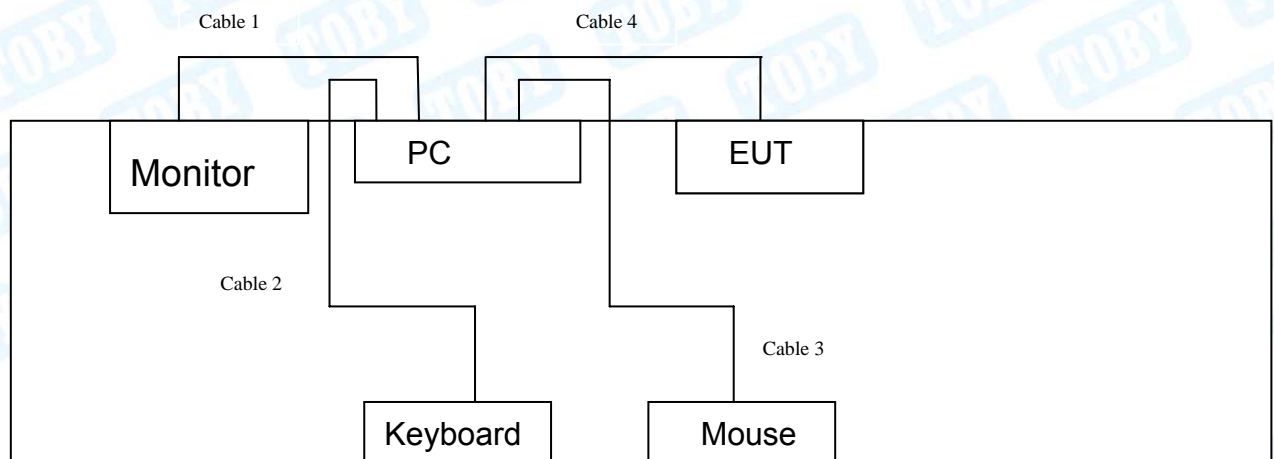
Channel	Frequency (MHz)	Channel	Frequency (MHz)	Channel	Frequency (MHz)
00	2402	27	2429	54	2456
01	2403	28	2430	55	2457
02	2404	29	2431	56	2458
03	2405	30	2432	57	2459

04	2406	31	2433	58	2460
05	2407	32	2434	59	2461
06	2408	33	2435	60	2462
07	2409	34	2436	61	2463
08	2410	35	2437	62	2464
09	2411	36	2438	63	2465
10	2412	37	2439	64	2466
11	2413	38	2440	65	2467
12	2414	39	2441	66	2468
13	2415	40	2442	67	2469
14	2416	41	2443	68	2470
15	2417	42	2444	69	2471
16	2418	43	2445	70	2472
17	2419	44	2446	71	2473
18	2420	45	2447	72	2474
19	2421	46	2448	73	2475
20	2422	47	2449	74	2476
21	2423	48	2450	75	2477
22	2424	49	2451	76	2478
23	2425	50	2452	77	2479
24	2426	51	2453	78	2480
25	2427	52	2454		
26	2428	53	2455		

(3) The Antenna information about the equipment is provided by the applicant.

1.3 Block Diagram Showing the Configuration of System Tested

USB Charging With TX Mode



TX Mode

1.4 Description of Support Units

Equipment Information				
Name	Model	FCC ID/DOC	Manufacturer	Used “√”
LCD Monitor	E170Sc	DOC	DELL	√
PC	OPTIPLEX380	DOC	DELL	√
Keyboard	L100	DOC	DELL	√
Mouse	M-UARDEL7	DOC	DELL	√
Cable Information				
Number	Shielded Type	Ferrite Core	Length	Note
Cable 1	YES	YES	1.5M	
Cable 2	YES	YES	1.5M	
Cable 3	YES	NO	1.5M	
Cable 4	NO	NO	0.35M	Accessories

1.5 Description of Test Mode

To investigate the maximum EMI emission characteristics generates from EUT, the test system was pre-scanning tested base on the consideration of following EUT operation mode or test configuration mode which possible have effect on EMI emission level. Each of these EUT operation mode(s) or test configuration mode(s) mentioned follow was evaluated respectively.

For Conducted Test	
Final Test Mode	Description
Mode 1	USB Charging with TX GFSK Mode

For Radiated Test	
Final Test Mode	Description
Mode 1	USB Charging with TX GFSK Mode
Mode 2	TX Mode(GFSK) Channel 00/39/78
Mode 3	TX Mode($\pi/4$ -DQPSK) Channel 00/39/78
Mode 4	TX Mode(8-DPSK) Channel 00/39/78
Mode 5	Hopping Mode(GFSK)
Mode 6	Hopping Mode($\pi/4$ -DQPSK)
Mode 7	Hopping Mode(8-DPSK)

Note:

- (1) For all test, we have verified the construction and function in typical operation. And all the test modes were carried out with the EUT in transmitting operation in maximum power with all kinds of data rate. We have pretested all the test mode above.

According to ANSI C63.10 standards, the measurements are performed at the highest, middle, lowest available channels, and the worst case data rate as follows:

TX Mode: GFSK (1 Mbps)

TX Mode: 8-DPSK (3 Mbps)

- (2) The EUT is considered a portable unit; it was pre-tested on the positioned of each 3 axis, X-plane, Y-plane and Z-plane. The worst case was found positioned on X-plane as the normal use. Therefore only the test data of this X-plane was used for radiated emission measurement test.

1.6 Description of Test Software Setting

During testing channel & Power controlling software provided by the customer was used to control the operating channel as well as the output power level. The RF output power selection is for the setting of RF output power expected by the customer and is going to be fixed on the firmware of the final end product power parameters of Bluetooth mode.

Test Software Version	AppoTech RF Control Kit V3.6		
Frequency	2402 MHz	2441MHz	2480 MHz
GFSK	DEF	DEF	DEF
$\pi/4$ -DQPSK	DEF	DEF	DEF
8-DPSK	DEF	DEF	DEF

1.7 Measurement Uncertainty

The reported uncertainty of measurement $y \pm U$, where expanded uncertainty U is based on a standard uncertainty multiplied by a coverage factor of $k=2$, providing a level of confidence of approximately 95 %.

Test Item	Parameters	Expanded Uncertainty (U_{Lab})
Conducted Emission	Level Accuracy: 9kHz~150kHz	± 3.42 dB
	150kHz to 30MHz	± 3.42 dB
Radiated Emission	Level Accuracy: 9kHz to 30 MHz	± 4.60 dB
Radiated Emission	Level Accuracy: 30MHz to 1000 MHz	± 4.40 dB
Radiated Emission	Level Accuracy: Above 1000MHz	± 4.20 dB

1.8 Test Facility

The testing was performed by the Shenzhen Toby Technology Co., Ltd., in their facilities located at:

1A/F., Bldg.6, Yusheng Industrial Zone, The National Road No.107 Xixiang Section 467, Xixiang, Bao'an, Shenzhen, Guangdong, China.

At the time of testing, the following bodies accredited the Laboratory:

CNAS (L5813)

The Laboratory has been accredited by CNAS to ISO/IEC 17025: 2005 General Requirements for the Competence of Testing and Calibration Laboratories for the competence in the field of testing. And the Registration No.: CNAS L5813.

FCC List No.: (811562)

The Laboratory is listed in the United States of American Federal Communications Commission (FCC), and the registration number is 811562.

IC Registration No.: (11950A-1)

The Laboratory has been registered by Certification and Engineering Bureau of Industry Canada for radio equipment testing. The site registration: Site# 11950A-1.

May 22, 2014 certificated by TUV Rheinland(China) Co., Ltd. with TUV certificate No.: UA 50282953 0001 and report No.: 17026822 002. The certificate is valid until the next scheduled audit or up to 18 months, at the discretion of TUV Rhineland.

2. Test Summary

FCC Part 15 Subpart C(15.247)/ RSS 247 Issue 1				
Standard Section		Test Item	Judgment	Remark
FCC	IC			
15.203		Antenna Requirement	PASS	N/A
15.207	RSS-GEN 7.2.2	Conducted Emission	PASS	N/A
15.205	RSS-Gen 7.2.3	Restricted Bands	PASS	N/A
15.247(a)(1)	RSS 247 5.1 (2)	Hopping Channel Separation	PASS	N/A
15.247(a)(1)	RSS 247 5.1 (4)	Dwell Time	PASS	N/A
15.247(b)(1)	RSS 247 5.4 (2)	Peak Output Power	PASS	N/A
15.247(b)(1)	RSS 247 5.1 (4)	Number of Hopping Frequency	PASS	N/A
15.247(c)	RSS 247 5.5	Radiated Spurious Emission	PASS	N/A
15.247(a)	RSS 247 5.1 (1)	99% Occupied Bandwidth & 20dB Bandwidth	PASS	99%OBW GFSK:981.5492kHz π /4-DQPSK: 1066.50kHz 8-DPSK:1137.30kHz

Note: N/A is an abbreviation for Not Applicable.

3. Test Equipment

AC Main Conducted Emission					
Description	Manufacturer	Model No.	Serial No.	Cal. Date	Cal. Due Date
EMI Test Receiver	ROHDE& SCHWARZ	ESCI	100321	Aug. 08, 2014	Aug. 07, 2015
50ΩCoaxial Switch	Anritsu	MP59B	X10321	Aug. 08, 2014	Aug. 07, 2015
L.I.S.N	Rohde & Schwarz	ENV216	101131	Aug. 08, 2014	Aug. 07, 2015
L.I.S.N	SCHWARZBECK	NNBL 8226-2	8226-2/164	Aug. 08, 2014	Aug. 07, 2015
Radiation Spurious Emission					
Description	Manufacturer	Model No.	Serial No.	Cal. Date	Cal. Due Date
Spectrum Analyzer	Agilent	E4407B	MY45106456	Sep. 01, 2014	Aug. 31, 2015
EMI Test Receiver	Rohde & Schwarz	ESCI	100010/007	Aug. 08, 2014	Aug.07, 2015
Bilog Antenna	ETS-LINDGREN	3142E	00117537	Aug. 08, 2014	Aug.07, 2015
Horn Antenna	ETS-LINDGREN	3117	00143207	Mar. 06, 2015	Mar.05, 2016
Pre-amplifier	Sonoma	310N	185903	Mar. 06, 2015	Mar.05, 2016
Pre-amplifier	HP	8447B	3008A00849	Mar. 06, 2015	Mar.05, 2016
Cable	HUBER+SUHNER	100	SUCOFLEX	Mar. 06, 2015	Mar.05, 2016
Positioning Controller	ETS-LINDGREN	2090	N/A	N/A	N/A
Antenna Conducted Emission					
Description	Manufacturer	Model No.	Serial No.	Cal. Date	Cal. Due Date
Spectrum Analyzer	Agilent	E4407B	MY45106456	Sep. 01, 2014	Aug. 31, 2015
EMI Test Receiver	Rohde & Schwarz	ESCI	100010/007	Aug. 08, 2014	Aug. 07, 2015

4. Conducted Emission Test

4.1 Test Standard and Limit

4.1.1 Test Standard

FCC 15.207

4.1.2 Test Limit

Conducted Emission Test Limit

Frequency	Maximum RF Line Voltage (dB μ V)	
	Quasi-peak Level	Average Level
150kHz~500kHz	66 ~ 56 *	56 ~ 46 *
500kHz~5MHz	56	46
5MHz~30MHz	60	50

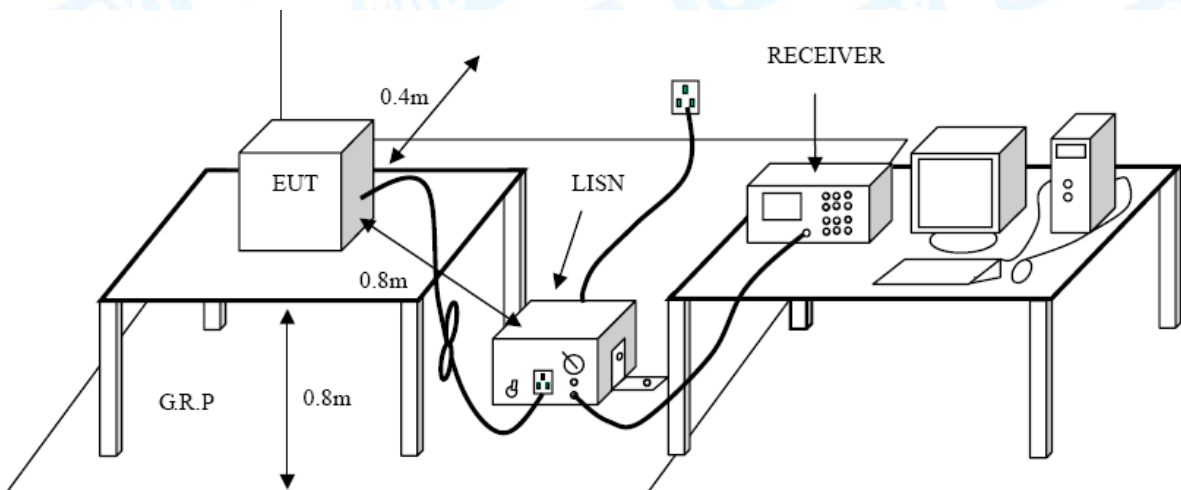
Notes:

(1) *Decreasing linearly with logarithm of the frequency.

(2) The lower limit shall apply at the transition frequencies.

(3) The limit decrease in line with the logarithm of the frequency in the range of 0.15 to 0.50MHz.

4.2 Test Setup



4.3 Test Procedure

The EUT was placed 0.8 meters from the horizontal ground plane with EUT being connected to the power mains through a line impedance stabilization network (LISN). All other support equipments powered from additional LISN(s). The LISN provide 50 Ohm/ 50uH of coupling impedance for the measuring instrument.

Interconnecting cables that hang closer than 40 cm to the ground plane shall be folded back and forth in the center forming a bundle 30 to 40 cm long.

I/O cables that are not connected to a peripheral shall be bundled in the center. The end of the cable may be terminated, if required, using the correct terminating impedance. The overall length shall not exceed 1 m.

LISN at least 80 cm from nearest part of EUT chassis

The bandwidth of EMI test receiver is set at 9kHz, and the test frequency band is from 0.15MHz to 30MHz.

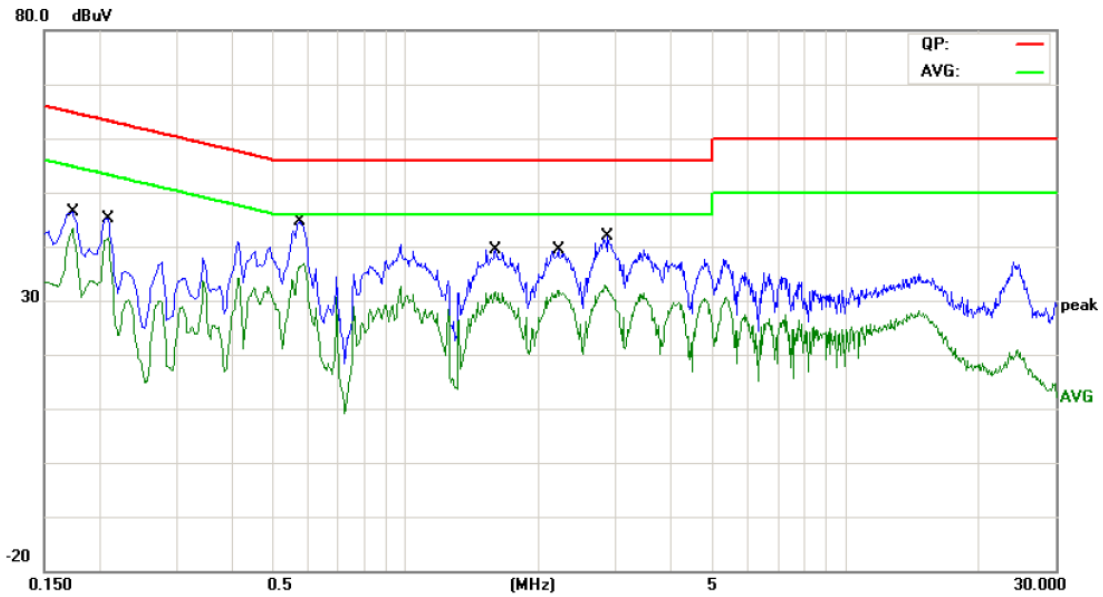
4.4 EUT Operating Mode

Please refer to the description of test mode.

4.5 Test Data

Please see the next page.

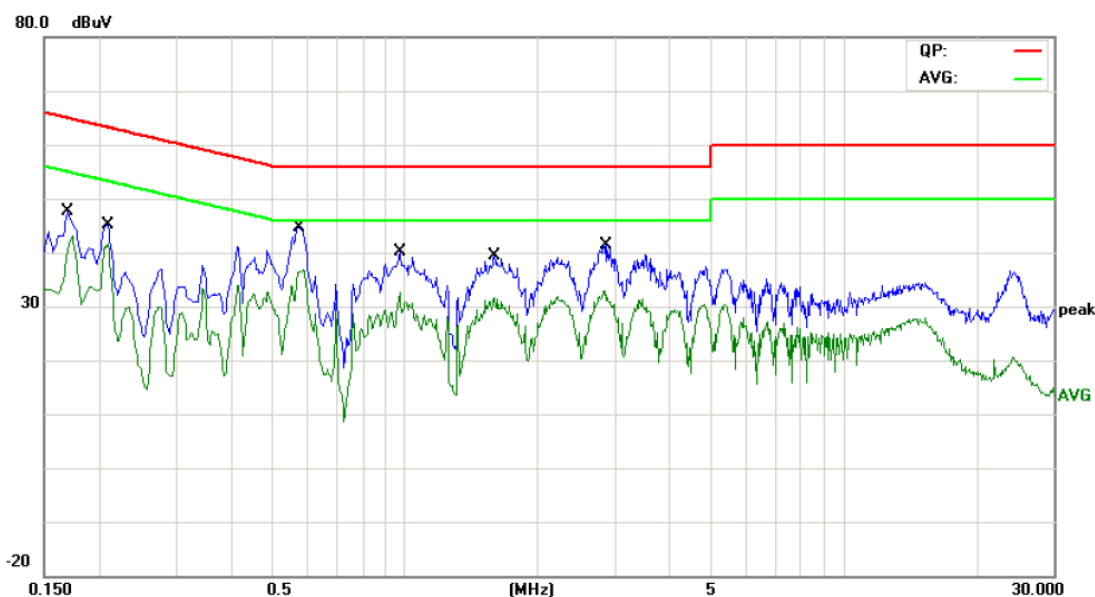
EUT:	Portable Bluetooth Speaker	Model Name :	Minikin
Temperature:	25 °C	Relative Humidity:	55%
Test Voltage:	AC 120V/60 Hz		
Terminal:	Line		
Test Mode:	USB Charging with TX GFSK Mode 2402 MHz		
Remark:	Only worse case is reported		



No.	Mk.	Freq.	Reading Level	Correct Factor	Measurement	Limit	Over	Detector
		MHz	dBuV	dB	dBuV	dBuV	dB	
1		0.1740	34.25	10.12	44.37	64.76	-20.39	QP
2		0.1740	33.16	10.12	43.28	54.76	-11.48	AVG
3		0.2100	33.48	10.12	43.60	63.20	-19.60	QP
4		0.2100	30.93	10.12	41.05	53.20	-12.15	AVG
5		0.5740	33.65	10.02	43.67	56.00	-12.33	QP
6	*	0.5740	26.36	10.02	36.38	46.00	-9.62	AVG
7		1.5940	26.79	10.10	36.89	56.00	-19.11	QP
8		1.5940	21.45	10.10	31.55	46.00	-14.45	AVG
9		2.2180	25.92	10.06	35.98	56.00	-20.02	QP
10		2.2180	21.58	10.06	31.64	46.00	-14.36	AVG
11		2.8780	27.25	10.06	37.31	56.00	-18.69	QP
12		2.8780	22.08	10.06	32.14	46.00	-13.86	AVG

Emission Level= Read Level+ Correct Factor

EUT:	Portable Bluetooth Speaker	Model Name :	Minikin
Temperature:	25 °C	Relative Humidity:	55%
Test Voltage:	AC 120V/60 Hz		
Terminal:	Neutral		
Test Mode:	USB Charging with TX GFSK Mode 2402 MHz		
Remark:	Only worse case is reported		



No.	Mk.	Freq. MHz	Reading Level dBuV	Correct Factor dB	Measure- ment dBuV	Limit dBuV	Over dB	Detector
1		0.1700	34.94	9.96	44.90	64.96	-20.06	QP
2		0.1700	31.68	9.96	41.64	54.96	-13.32	AVG
3		0.2100	33.54	10.02	43.56	63.20	-19.64	QP
4		0.2100	30.98	10.02	41.00	53.20	-12.20	AVG
5		0.5740	33.67	10.06	43.73	56.00	-12.27	QP
6	*	0.5740	26.35	10.06	36.41	46.00	-9.59	AVG
7		0.9700	28.28	10.07	38.35	56.00	-17.65	QP
8		0.9700	22.60	10.07	32.67	46.00	-13.33	AVG
9		1.5940	26.78	10.06	36.84	56.00	-19.16	QP
10		1.5940	21.43	10.06	31.49	46.00	-14.51	AVG
11		2.8820	27.41	10.03	37.44	56.00	-18.56	QP
12		2.8820	21.79	10.03	31.82	46.00	-14.18	AVG

Emission Level= Read Level+ Correct Factor

5. Radiated Emission Test

5.1 Test Standard and Limit

5.1.1 Test Standard

FCC 15.209

5.1.2 Test Limit

Radiated Emission Limit (9 kHz~1000MHz)

Frequency (MHz)	Field Strength (microvolt/meter)	Measurement Distance (meters)
0.009~0.490	2400/F(KHz)	300
0.490~1.705	24000/F(KHz)	30
1.705~30.0	30	30
30~88	100	3
88~216	150	3
216~960	200	3
Above 960	500	3

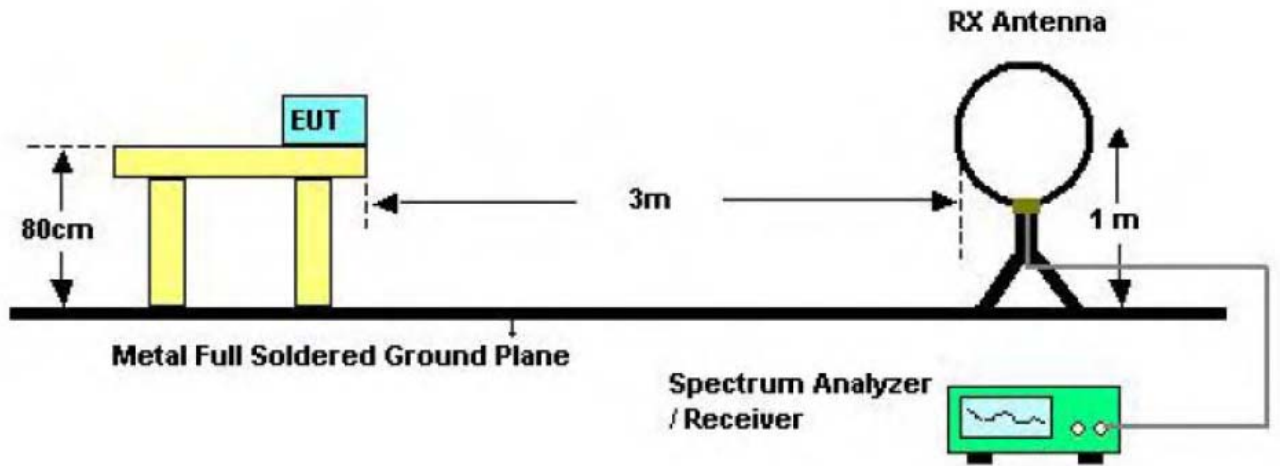
Radiated Emission Limit (Above 1000MHz)

Frequency (MHz)	(dBuV/m)(at 3m)	
	Peak	Average
Above 1000	74	54

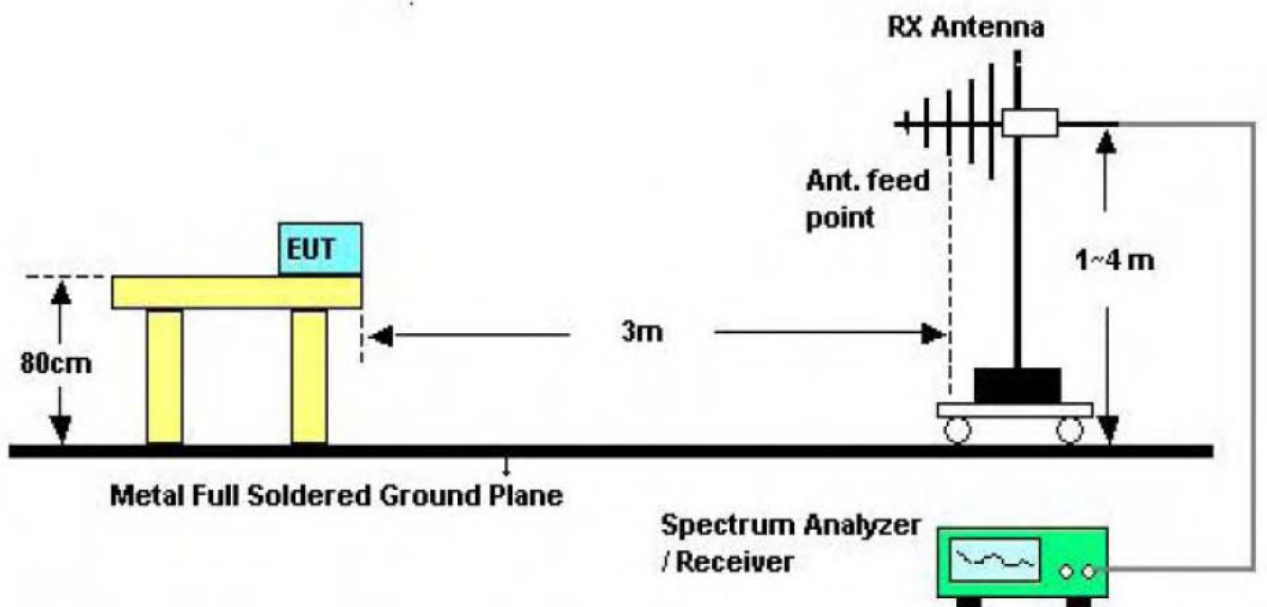
Note:

- (1) The tighter limit applies at the band edges.
- (2) Emission Level (dBuV/m)=20log Emission Level (uV/m)

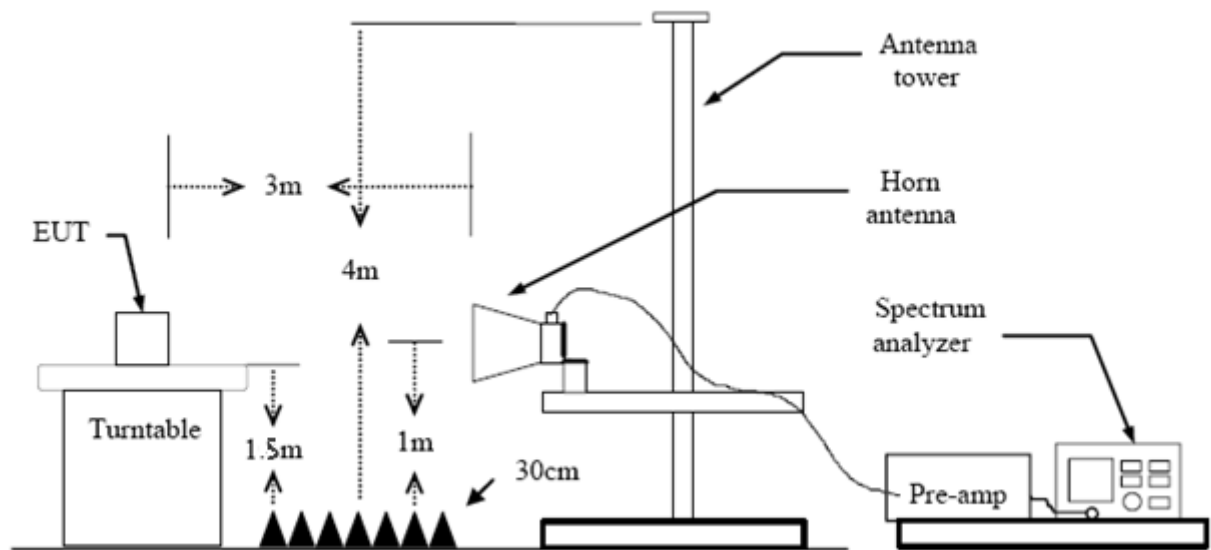
5.2 Test Setup



Bellow 30MHz Test Setup



Bellow 1000MHz Test Setup



Above 1GHz Test Setup

5.3 Test Procedure

- (1) The measuring distance of 3m shall be used for measurements at frequency up to 1GHz. The EUT was placed on a rotating 0.8m high above the ground, the table was rotated 360 degrees to determine the position of the highest radiation.
- (2) Measurements at frequency above 1GHz. The EUT was placed on a rotating 1.5m high above the ground. RF absorbers covered the ground plane with a minimum area of 3.0m by 3.0m between the EUT and measurement receiver antenna. The RF absorber shall not exceed 30cm in high above the conducting floor. The table was rotated 360 degrees to determine the position of the highest radiation.
- (3) The Test antenna shall vary between 1m and 4m, Both Horizontal and Vertical antenna are set to make measurement.
- (4) The initial step in collecting conducted emission data is a spectrum analyzer peak detector mode pre-scanning the measurement frequency range. Significant peaks are then marked and then Quasi Peak detector mode re-measured.
- (5) If the Peak Mode measured value compliance with and lower than Quasi Peak Mode Limit Bellow 1 GHz, the EUT shall be deemed to meet QP Limits and then no additional QP Mode measurement performed. But the Peak Value and average value both need to comply with applicable limit above 1 GHz.
- (6) Testing frequency range below 1GHz the measuring instrument use VBW=120 kHz with Quasi-peak detection.
- (7) Testing frequency range above 1GHz the measuring instrument use RBW=1 MHz and VBW=3 MHz with Peak Detector for Peak Values, and use RBW=1 MHz and VBW=10 Hz with Peak Detector for Average Values.
- (8) For the actual test configuration, please see the test setup photo.

5.4 EUT Operating Condition

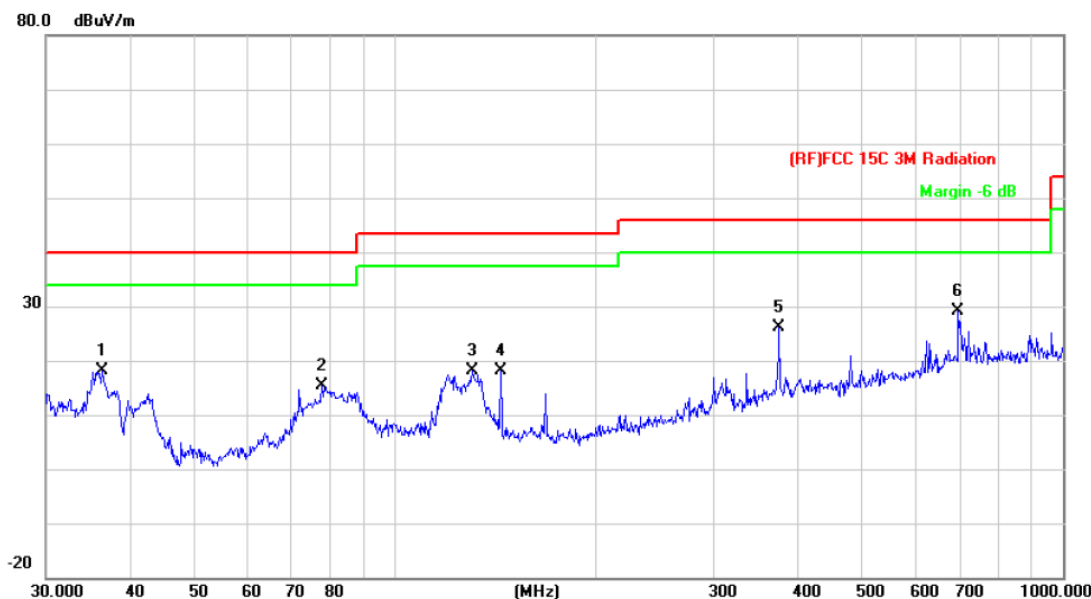
The Equipment Under Test was set to Continual Transmitting in maximum power in TX mode.

5.5 Test Data

Remark: During testing above 1GHz the measuring instrument use RBW=1 MHz and VBW=3 MHz with Peak Detector for Peak Values, and use RBW=1 MHz and VBW=1 KHz with Peak Detector for Average Values.

Test data please refer the following pages.

EUT:	Portable Bluetooth Speaker	Model Name :	Minikin
Temperature:	25 °C	Relative Humidity:	55%
Test Voltage:	DC 5V		
Ant. Pol.	Horizontal		
Test Mode:	TX GFSK Mode 2402MHz		
Remark:	Only worse case is reported		

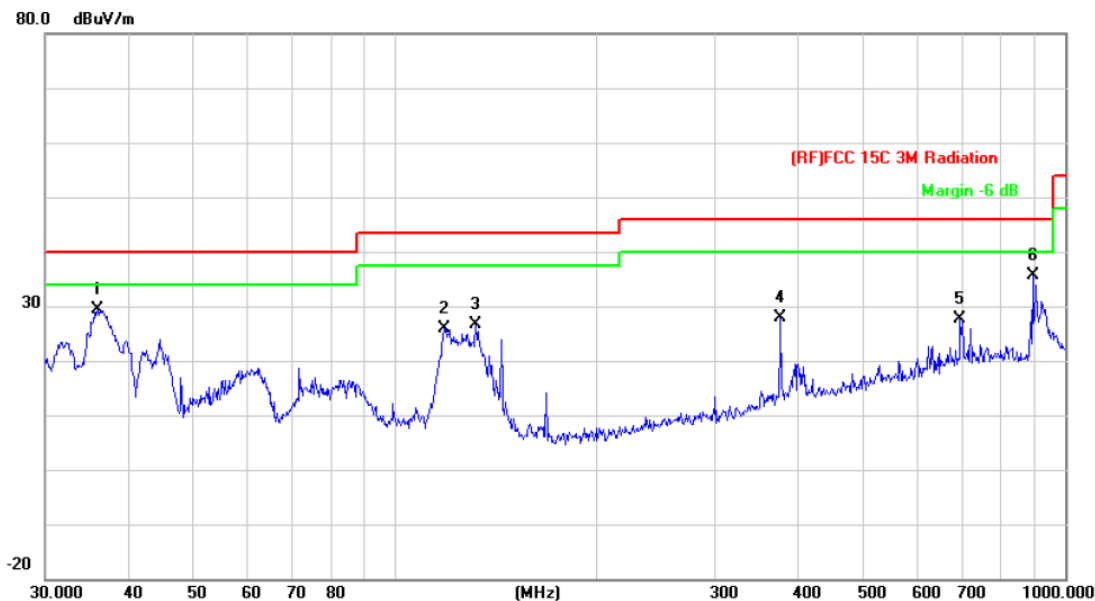


No.	Mk.	Freq. MHz	Reading Level dBuV	Correct Factor dB/m	Measure- ment dBuV/m	Limit dBuV/m	Over dB	Detector
1		36.3814	35.92	-17.91	18.01	40.00	-21.99	peak
2		77.5928	38.75	-23.36	15.39	40.00	-24.61	peak
3		130.3789	40.18	-22.17	18.01	43.50	-25.49	peak
4		143.8295	39.90	-21.67	18.23	43.50	-25.27	peak
5		375.9385	40.54	-14.40	26.14	46.00	-19.86	peak
6	*	696.8567	36.11	-6.95	29.16	46.00	-16.84	peak

*:Maximum data x:Over limit !:over margin

Emission Level= Read Level+ Correct Factor

EUT:	Portable Bluetooth Speaker	Model Name :	Minikin
Temperature:	25 °C	Relative Humidity:	55%
Test Voltage:	DC 5V		
Ant. Pol.	Vertical		
Test Mode:	TX GFSK Mode 2402MHz		
Remark:	Only worse case is reported		

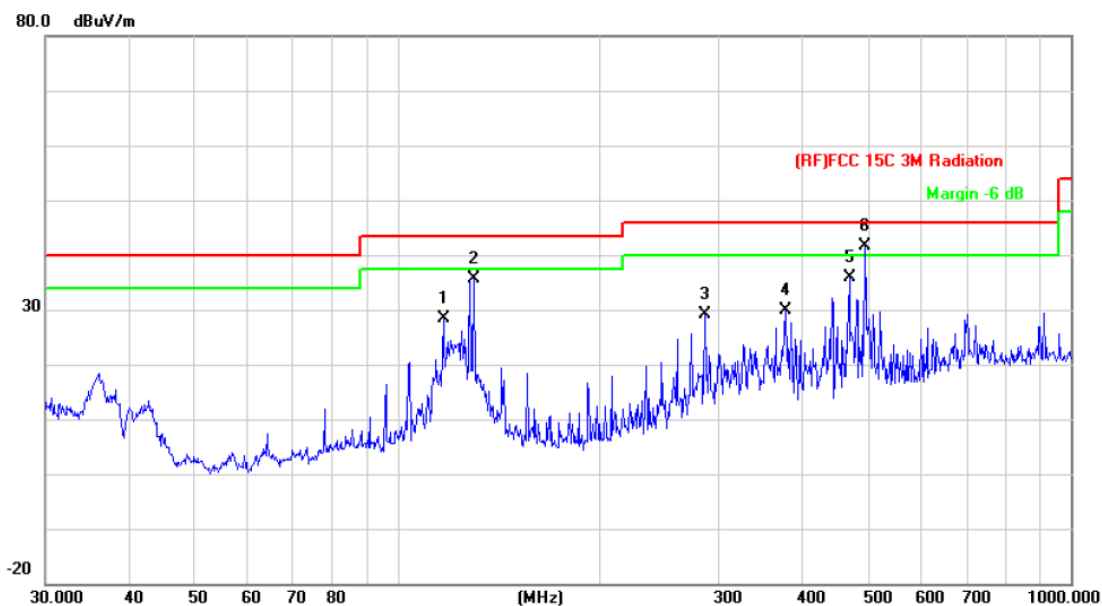


No.	Mk.	Freq.	Reading Level	Correct Factor	Measurement	Limit	Over	
		MHz	dBuV	dB/m	dBuV/m	dBuV/m	dB	Detector
1		35.8746	46.92	-17.60	29.32	40.00	-10.68	peak
2		118.1862	48.32	-22.39	25.93	43.50	-17.57	peak
3		131.7577	48.85	-22.14	26.71	43.50	-16.79	peak
4		375.9385	42.16	-14.40	27.76	46.00	-18.24	peak
5		696.8567	34.47	-6.95	27.52	46.00	-18.48	peak
6	*	893.8567	40.81	-5.30	35.51	46.00	-10.49	peak

*:Maximum data x:Over limit !:over margin

Emission Level= Read Level+ Correct Factor

EUT:	Portable Bluetooth Speaker	Model Name :	Minikin
Temperature:	25 °C	Relative Humidity:	55%
Test Voltage:	DC 5V		
Ant. Pol.	Horizontal		
Test Mode:	TX π/4-DQPSK Mode 2402MHz		
Remark:	Only worse case is reported		

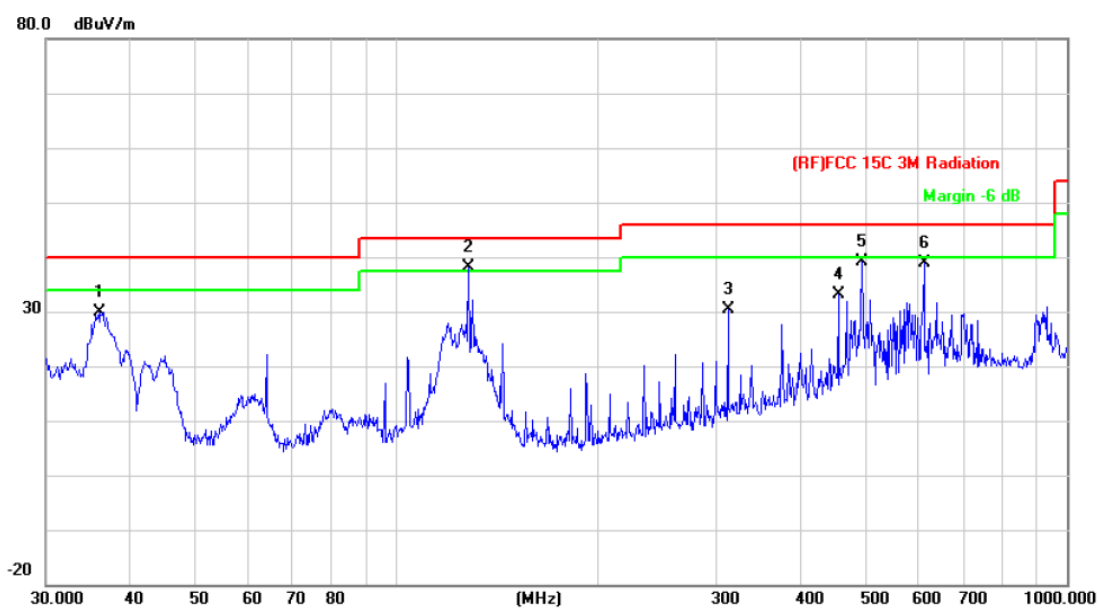


No.	Mk.	Freq.	Reading Level	Correct Factor	Measurement	Limit	Over	Detector
		MHz	dBuV	dB/m	dBuV/m	dBuV/m	dB	
1		116.9495	50.75	-22.32	28.43	43.50	-15.07	peak
2		129.9226	57.72	-22.18	35.54	43.50	-7.96	peak
3		285.9778	46.61	-17.36	29.25	46.00	-16.75	peak
4		377.2591	44.18	-14.31	29.87	46.00	-16.13	peak
5		468.8762	47.68	-11.81	35.87	46.00	-10.13	peak
6	*	494.1984	53.34	-11.68	41.66	46.00	-4.34	peak

*:Maximum data x:Over limit !:over margin

Emission Level= Read Level+ Correct Factor

EUT:	Portable Bluetooth Speaker	Model Name :	Minikin
Temperature:	25 °C	Relative Humidity:	55%
Test Voltage:	DC 5V		
Ant. Pol.	Vertical		
Test Mode:	TX π /4-DQPSK Mode 2402MHz		
Remark:	Only worse case is reported		

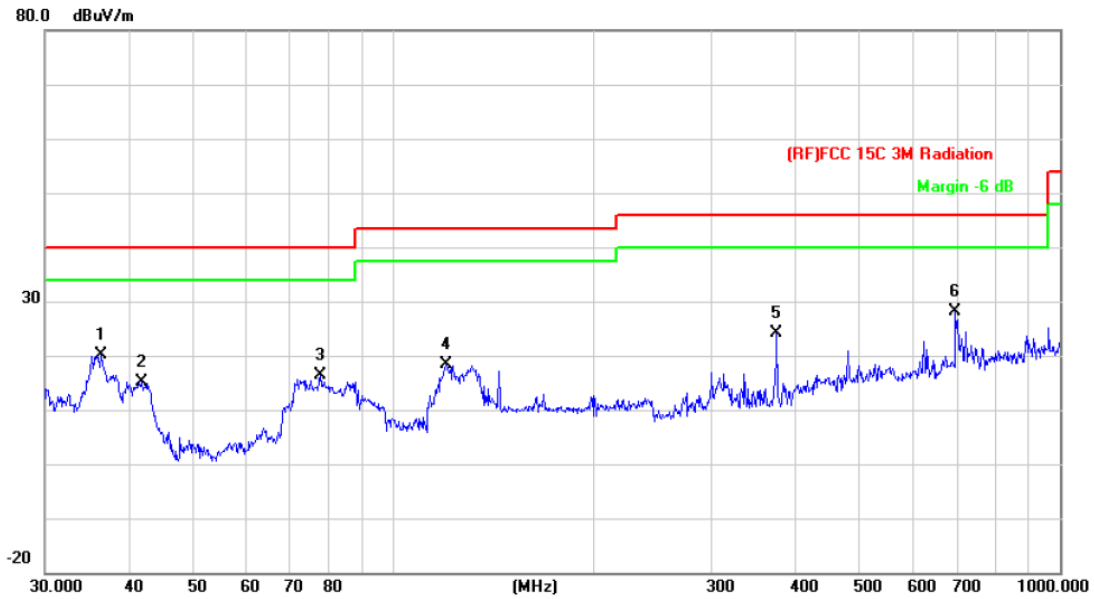


No.	Mk.	Freq. MHz	Reading Level dBuV	Correct Factor dB/m	Measure- ment dBuV/m	Limit dBuV/m	Over dB	Detector
1		36.1272	47.71	-17.75	29.96	40.00	-10.04	peak
2	*	128.1130	60.43	-22.24	38.19	43.50	-5.31	peak
3		312.1794	46.90	-16.63	30.27	46.00	-15.73	peak
4		455.9058	45.27	-12.26	33.01	46.00	-12.99	peak
5		494.1984	50.83	-11.68	39.15	46.00	-6.85	peak
6		612.0642	47.93	-9.01	38.92	46.00	-7.08	peak

*:Maximum data x:Over limit !:over margin

Emission Level= Read Level+ Correct Factor

EUT:	Portable Bluetooth Speaker	Model Name :	Minikin
Temperature:	25 °C	Relative Humidity:	55%
Test Voltage:	DC 5V		
Ant. Pol.	Horizontal		
Test Mode:	TX 8-DPSK Mode 2402MHz		
Remark:	Only worse case is reported		

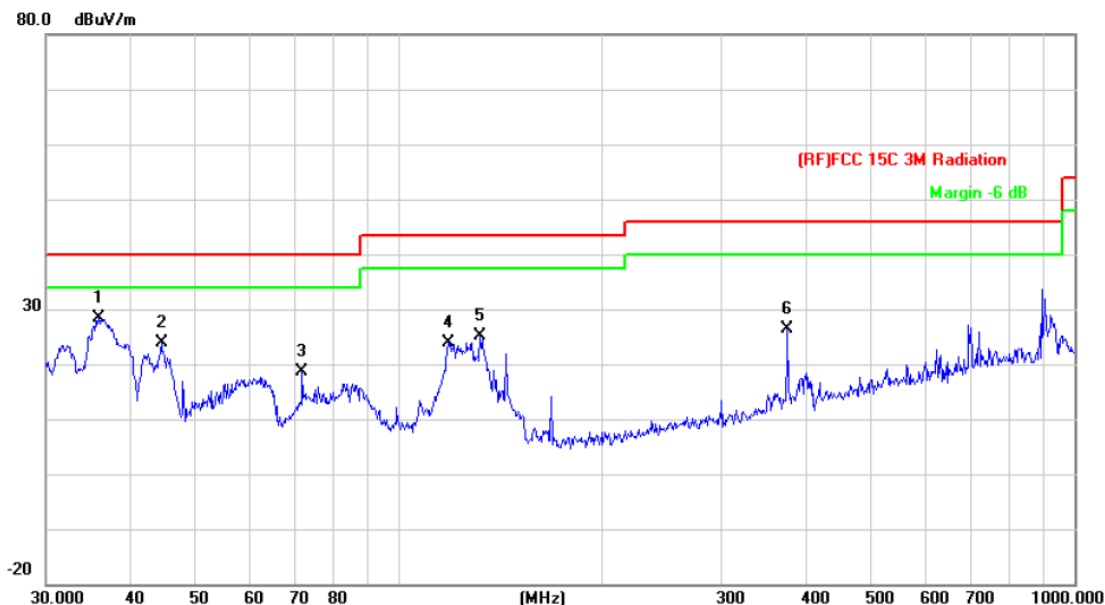


No.	Mk.	Freq.	Reading Level	Correct Factor	Measurement	Limit	Over	
		MHz	dBuV	dB/m	dBuV/m	dBuV/m	dB	Detector
1		36.3813	37.92	-17.91	20.01	40.00	-19.99	peak
2		41.8596	36.19	-20.95	15.24	40.00	-24.76	peak
3		77.5926	39.75	-23.36	16.39	40.00	-23.61	peak
4		119.8555	40.99	-22.50	18.49	43.50	-25.01	peak
5		375.9384	38.54	-14.40	24.14	46.00	-21.86	peak
6	*	696.8567	35.11	-6.95	28.16	46.00	-17.84	peak

*:Maximum data x:Over limit !:over margin

Emission Level= Read Level+ Correct Factor

EUT:	Portable Bluetooth Speaker	Model Name :	Minikin
Temperature:	25 °C	Relative Humidity:	55%
Test Voltage:	DC 5V		
Ant. Pol.	Vertical		
Test Mode:	TX 8-DPSK Mode 2402MHz		
Remark:	Only worse case is reported		

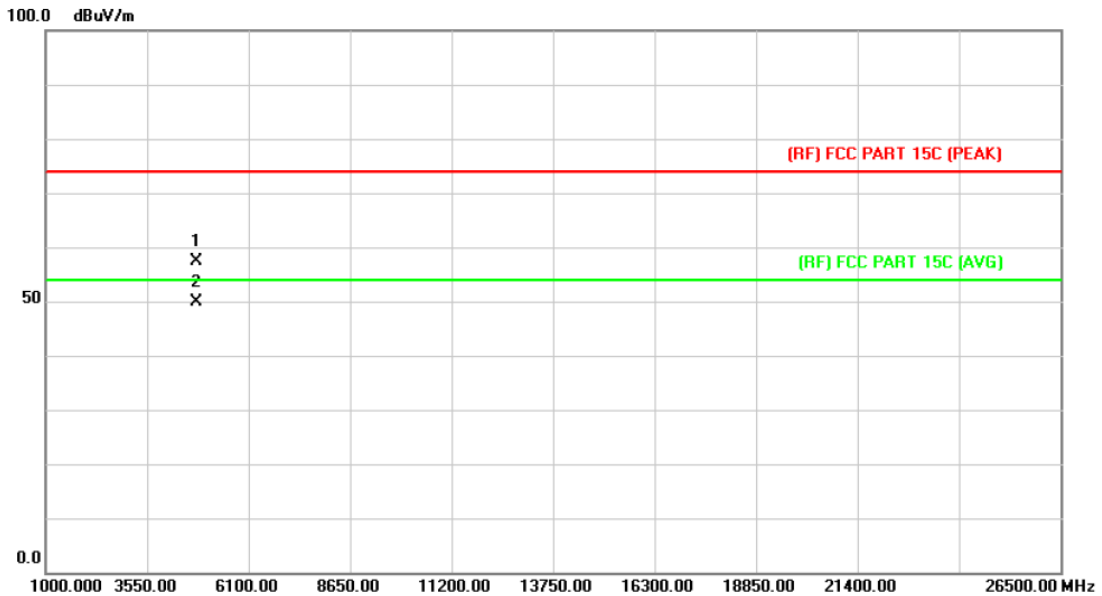


No.	Mk.	Freq. MHz	Reading Level dBuV	Correct Factor dB/m	Measure- ment dBuV/m	Limit dBuV/m	Over dB	Detector
1	*	35.8746	45.92	-17.60	28.32	40.00	-11.68	peak
2		44.4307	45.83	-22.04	23.79	40.00	-16.21	peak
3		71.8319	42.15	-23.56	18.59	40.00	-21.41	peak
4		118.1860	46.32	-22.39	23.93	43.50	-19.57	peak
5		131.7573	47.35	-22.14	25.21	43.50	-18.29	peak
6		375.9384	40.66	-14.40	26.26	46.00	-19.74	peak

*:Maximum data x:Over limit !:over margin

Emission Level= Read Level+ Correct Factor

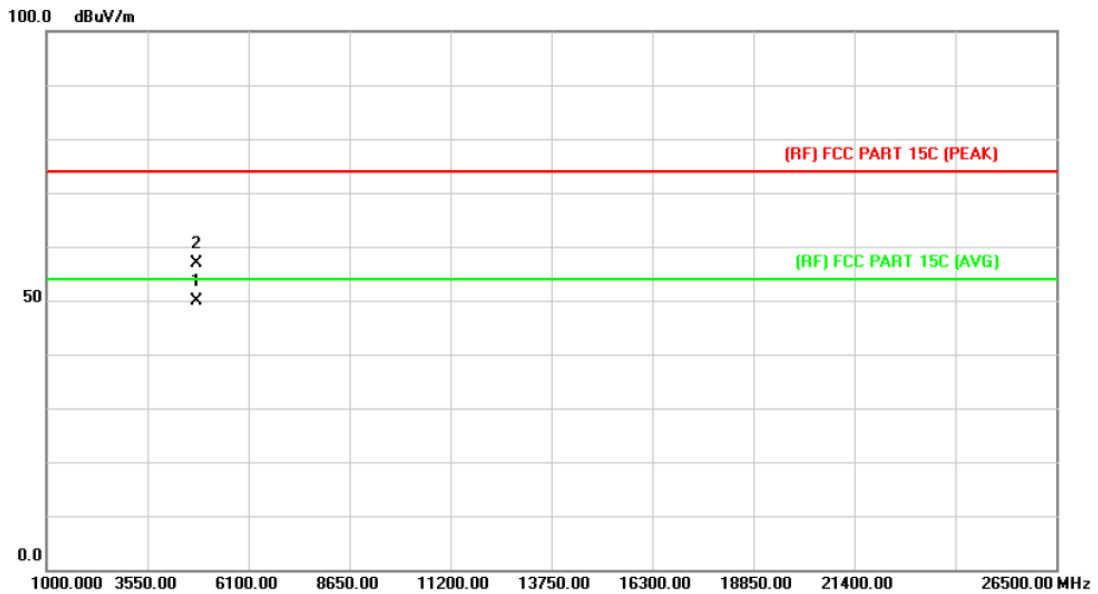
EUT:	Portable Bluetooth Speaker	Model Name :	Minikin
Temperature:	25 °C	Relative Humidity:	55%
Test Voltage:	DC 3.7V		
Ant. Pol.	Horizontal		
Test Mode:	TX GFSK Mode 2402MHz		
Remark:	No report for the emission which more than 10 dB below the prescribed limit.		



No.	Mk.	Freq.	Reading Level	Correct Factor	Measurement	Limit	Over	Detector
		MHz	dBuV	dB/m	dBuV/m	dBuV/m	dB	
1		4804.066	43.87	13.44	57.31	74.00	-16.69	peak
2	*	4804.132	36.45	13.44	49.89	54.00	-4.11	AVG

Emission Level= Read Level+ Correct Factor

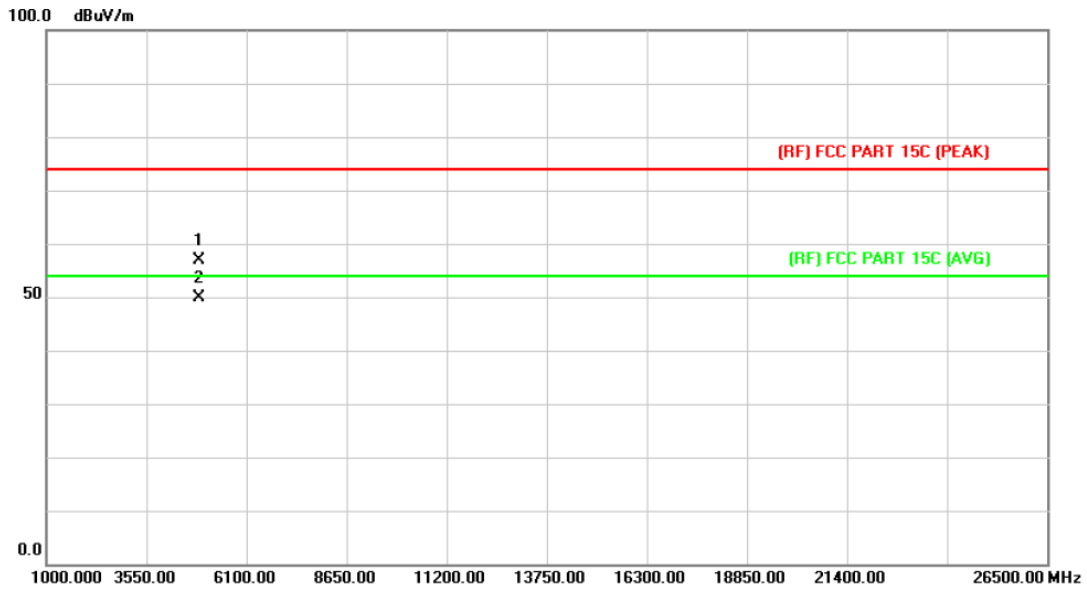
EUT:	Portable Bluetooth Speaker	Model Name :	Minikin
Temperature:	25 °C	Relative Humidity:	55%
Test Voltage:	DC 3.7V		
Ant. Pol.	Vertical		
Test Mode:	TX GFSK Mode 2402MHz		
Remark:	No report for the emission which more than 10 dB below the prescribed limit.		



No.	Mk.	Freq.	Reading Level	Correct Factor	Measurement	Limit	Over	Detector
		MHz	dBuV	dB/m	dBuV/m	dBuV/m	dB	
1	*	4804.129	36.35	13.44	49.79	54.00	-4.21	AVG
2		4804.141	43.41	13.44	56.85	74.00	-17.15	peak

Emission Level= Read Level+ Correct Factor

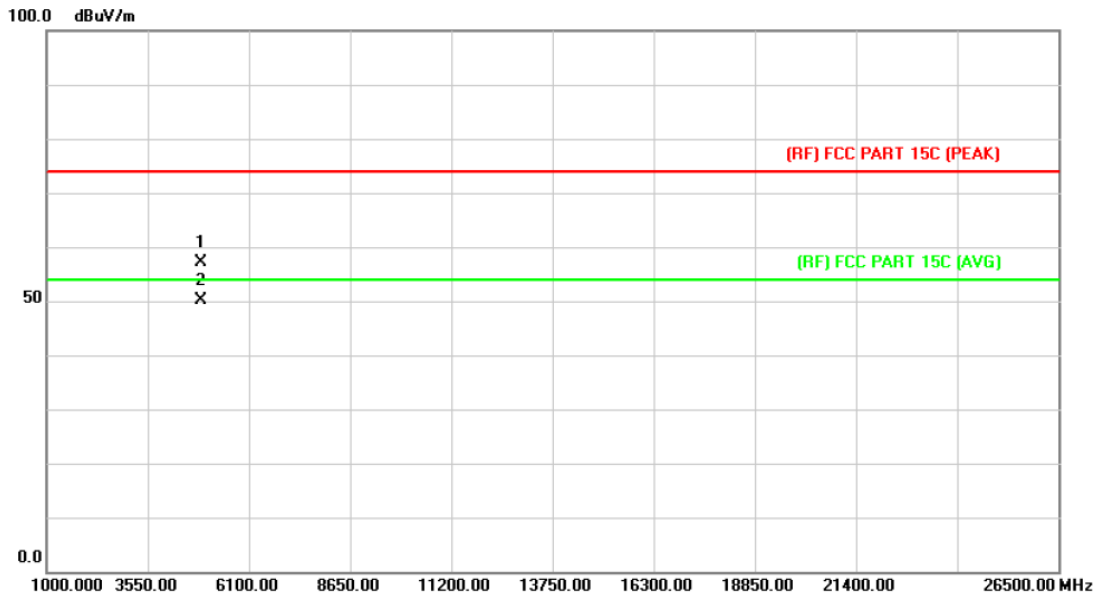
EUT:	Portable Bluetooth Speaker	Model Name :	Minikin
Temperature:	25 °C	Relative Humidity:	55%
Test Voltage:	DC 3.7V		
Ant. Pol.	Horizontal		
Test Mode:	TX GFSK Mode 2441MHz		
Remark:	No report for the emission which more than 10 dB below the prescribed limit.		



No.	Mk.	Freq.	Reading Level	Correct Factor	Measurement	Limit	Over	Detector
		MHz	dBuV	dB/m	dBuV/m	dBuV/m	dB	
1		4882.066	43.08	13.90	56.98	74.00	-17.02	peak
2	*	4882.198	35.97	13.90	49.87	54.00	-4.13	AVG

Emission Level= Read Level+ Correct Factor

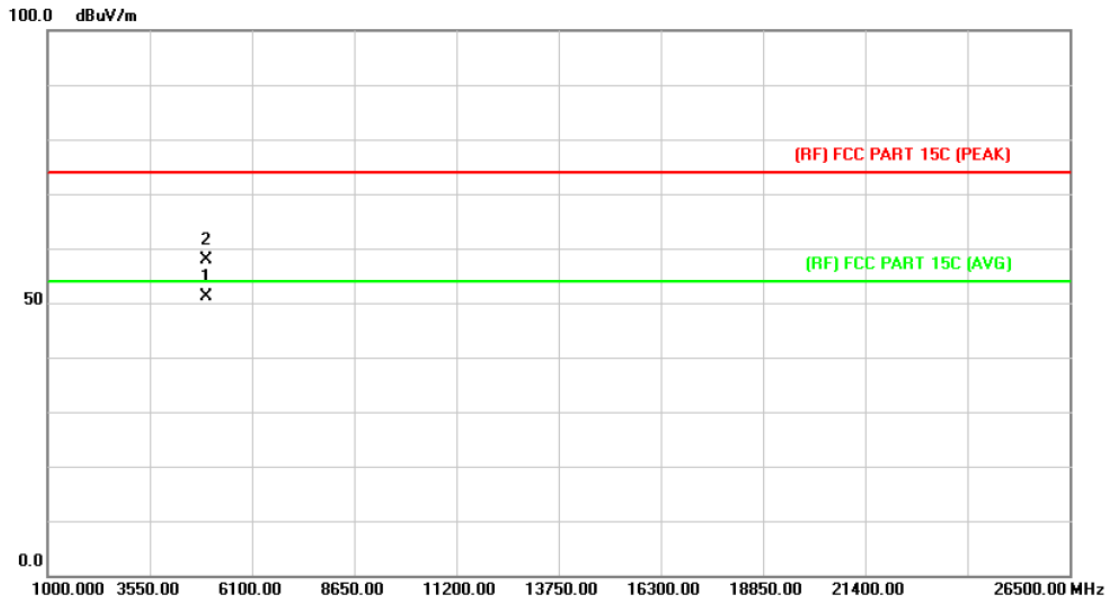
EUT:	Portable Bluetooth Speaker	Model Name :	Minikin
Temperature:	25 °C	Relative Humidity:	55%
Test Voltage:	DC 3.7V		
Ant. Pol.	Vertical		
Test Mode:	TX GFSK Mode 2441MHz		
Remark:	No report for the emission which more than 10 dB below the prescribed limit.		



No.	Mk.	Freq.	Reading Level	Correct Factor	Measurement	Limit	Over	Detector
		MHz	dBuV	dB/m	dBuV/m	dBuV/m	dB	
1		4882.108	43.21	13.90	57.11	74.00	-16.89	peak
2	*	4882.234	36.24	13.90	50.14	54.00	-3.86	AVG

Emission Level= Read Level+ Correct Factor

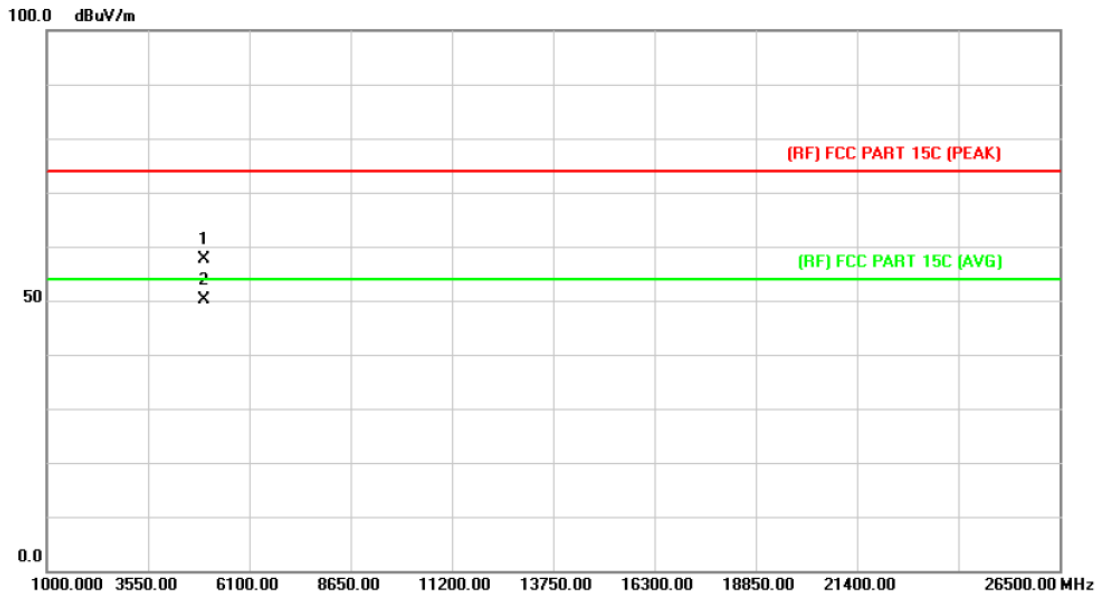
EUT:	Portable Bluetooth Speaker	Model Name :	Minikin
Temperature:	25 °C	Relative Humidity:	55%
Test Voltage:	DC 3.7V		
Ant. Pol.	Horizontal		
Test Mode:	TX GFSK Mode 2480MHz		
Remark:	No report for the emission which more than 10 dB below the prescribed limit.		



No.	Mk.	Freq.	Reading Level	Correct Factor	Measurement	Limit	Over	Detector
		MHz	dBuV	dB/m	dBuV/m	dBuV/m	dB	
1	*	4960.108	36.66	14.36	51.02	54.00	-2.98	AVG
2		4960.300	43.51	14.36	57.87	74.00	-16.13	peak

Emission Level= Read Level+ Correct Factor

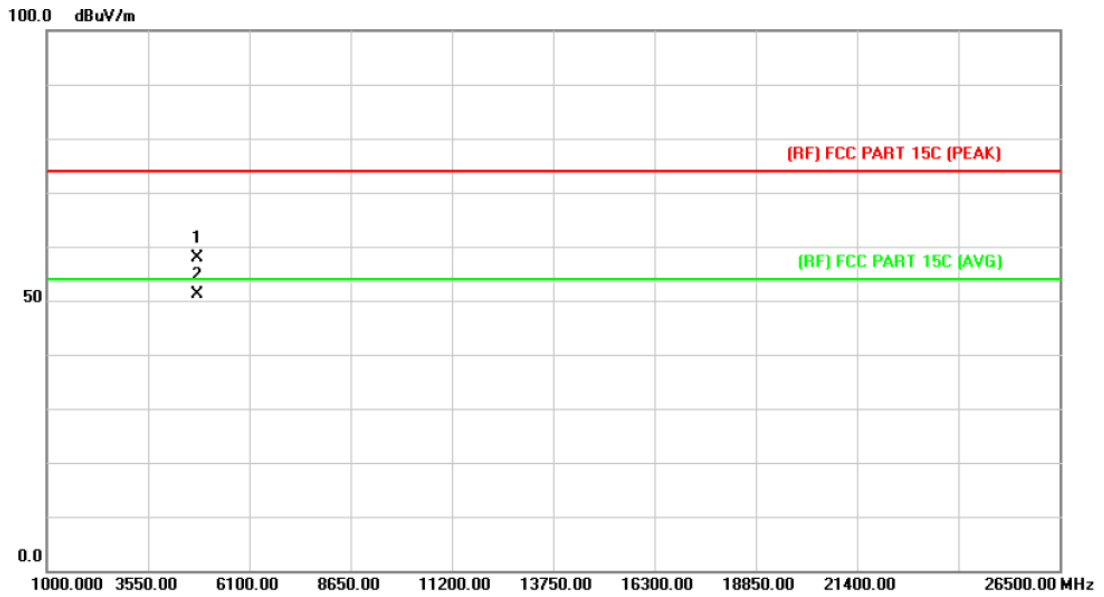
EUT:	Portable Bluetooth Speaker	Model Name :	Minikin
Temperature:	25 °C	Relative Humidity:	55%
Test Voltage:	DC 3.7V		
Ant. Pol.	Vertical		
Test Mode:	TX GFSK Mode 2480MHz		
Remark:	No report for the emission which more than 10 dB below the prescribed limit.		



No.	Mk.	Freq.	Reading Level	Correct Factor	Measurement	Limit	Over	Detector
		MHz	dBuV	dB/m	dBuV/m	dBuV/m	dB	
1		4960.099	43.27	14.36	57.63	74.00	-16.37	peak
2	*	4960.138	35.67	14.36	50.03	54.00	-3.97	AVG

Emission Level= Read Level+ Correct Factor

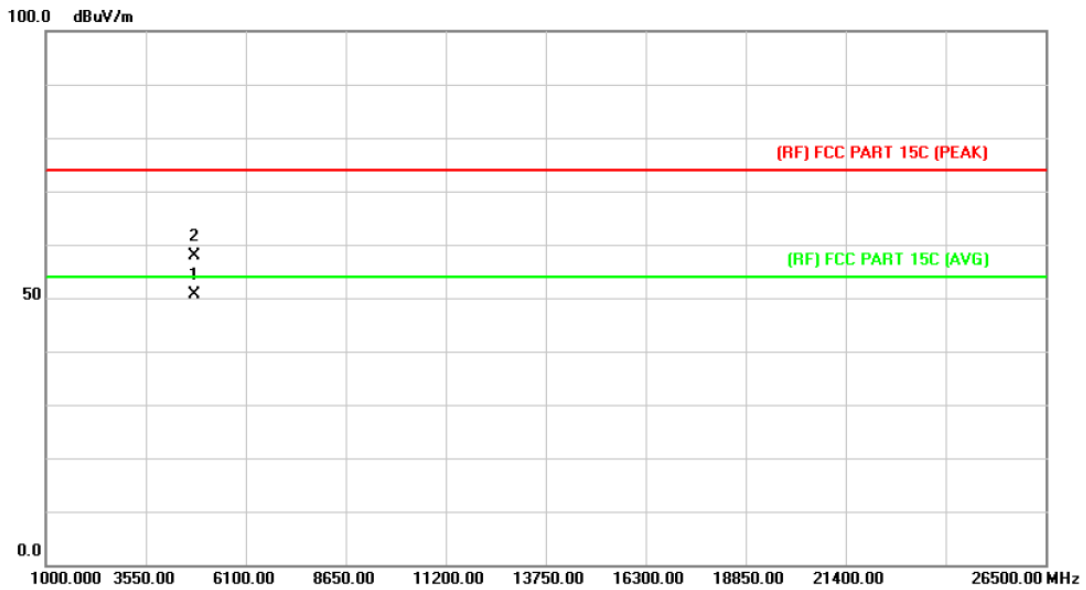
EUT:	Portable Bluetooth Speaker	Model Name :	Minikin
Temperature:	25 °C	Relative Humidity:	55%
Test Voltage:	DC 3.7V		
Ant. Pol.	Horizontal		
Test Mode:	TX 8-DPSK Mode 2402MHz		
Remark:	No report for the emission which more than 10 dB below the prescribed limit.		



No.	Mk.	Freq.	Reading Level	Correct Factor	Measurement	Limit	Over	Detector
		MHz	dBuV	dB/m	dBuV/m	dBuV/m	dB	
1		4804.105	44.54	13.44	57.98	74.00	-16.02	peak
2	*	4804.159	37.68	13.44	51.12	54.00	-2.88	AVG

Emission Level= Read Level+ Correct Factor

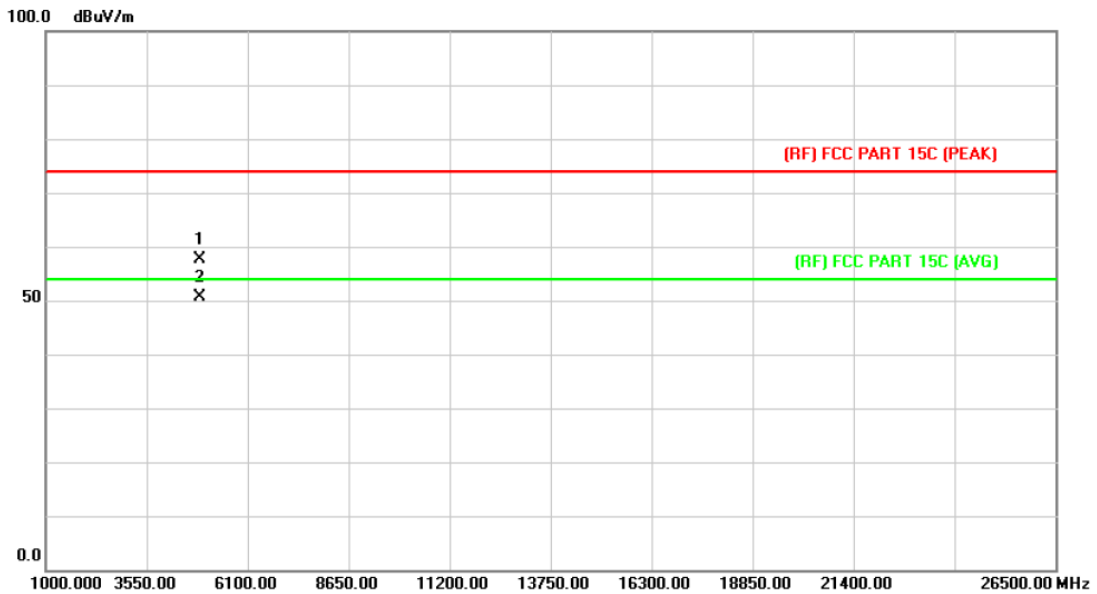
EUT:	Portable Bluetooth Speaker	Model Name :	Minikin
Temperature:	25 °C	Relative Humidity:	55%
Test Voltage:	DC 3.7V		
Ant. Pol.	Vertical		
Test Mode:	TX 8-DPSK Mode 2402MHz		
Remark:	No report for the emission which more than 10 dB below the prescribed limit.		



No.	Mk.	Freq.	Reading Level	Correct Factor	Measurement	Limit	Over	Detector
		MHz	dBuV	dB/m	dBuV/m	dBuV/m	dB	
1	*	4804.132	37.10	13.44	50.54	54.00	-3.46	AVG
2		4804.222	44.42	13.44	57.86	74.00	-16.14	peak

Emission Level= Read Level+ Correct Factor

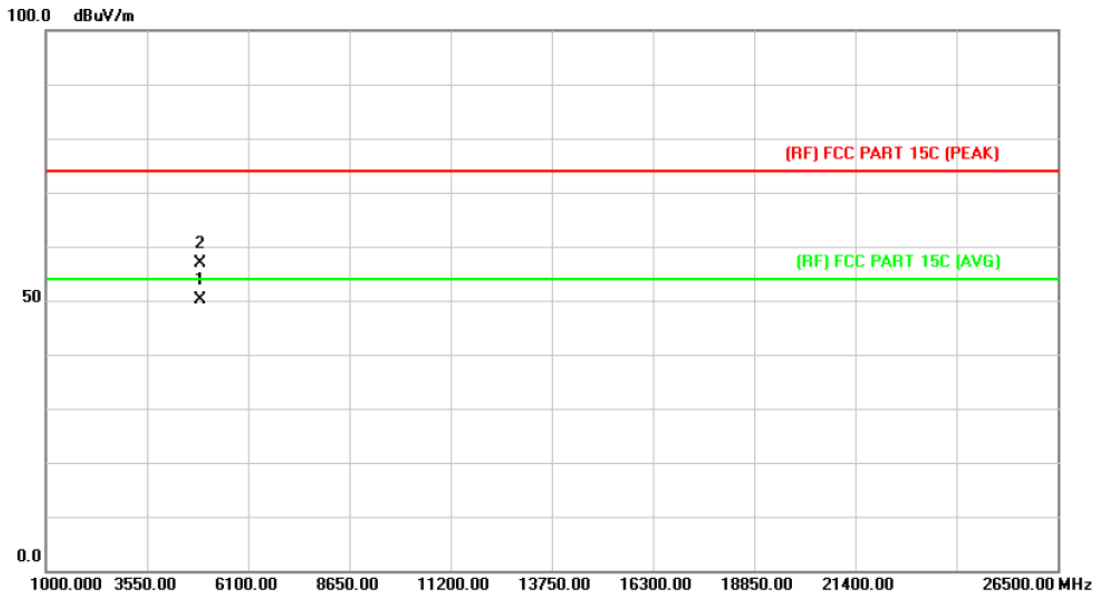
EUT:	Portable Bluetooth Speaker	Model Name :	Minikin
Temperature:	25 °C	Relative Humidity:	55%
Test Voltage:	DC 3.7V		
Ant. Pol.	Horizontal		
Test Mode:	TX 8-DPSK Mode 2441MHz		
Remark:	No report for the emission which more than 10 dB below the prescribed limit.		



No.	Mk.	Freq.	Reading Level	Correct Factor	Measurement	Limit	Over	Detector
		MHz	dBuV	dB/m	dBuV/m	dBuV/m	dB	
1		4882.186	43.78	13.90	57.68	74.00	-16.32	peak
2	*	4882.192	36.84	13.90	50.74	54.00	-3.26	AVG

Emission Level= Read Level+ Correct Factor

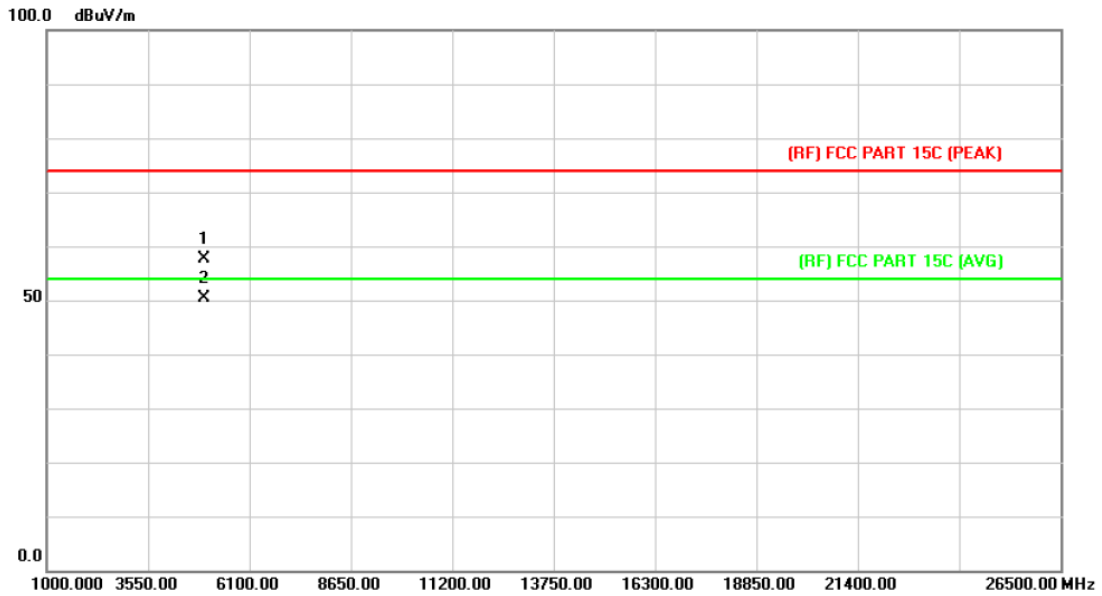
EUT:	Portable Bluetooth Speaker	Model Name :	Minikin
Temperature:	25 °C	Relative Humidity:	55%
Test Voltage:	DC 3.7V		
Ant. Pol.	Vertical		
Test Mode:	TX 8-DPSK Mode 2441MHz		
Remark:	No report for the emission which more than 10 dB below the prescribed limit.		



No.	Mk.	Freq.	Reading Level	Correct Factor	Measurement	Limit	Over	
		MHz	dBuV	dB/m	dBuV/m	dBuV/m	dB	Detector
1	*	4882.102	36.24	13.90	50.14	54.00	-3.86	AVG
2		4882.354	43.09	13.90	56.99	74.00	-17.01	peak

Emission Level= Read Level+ Correct Factor

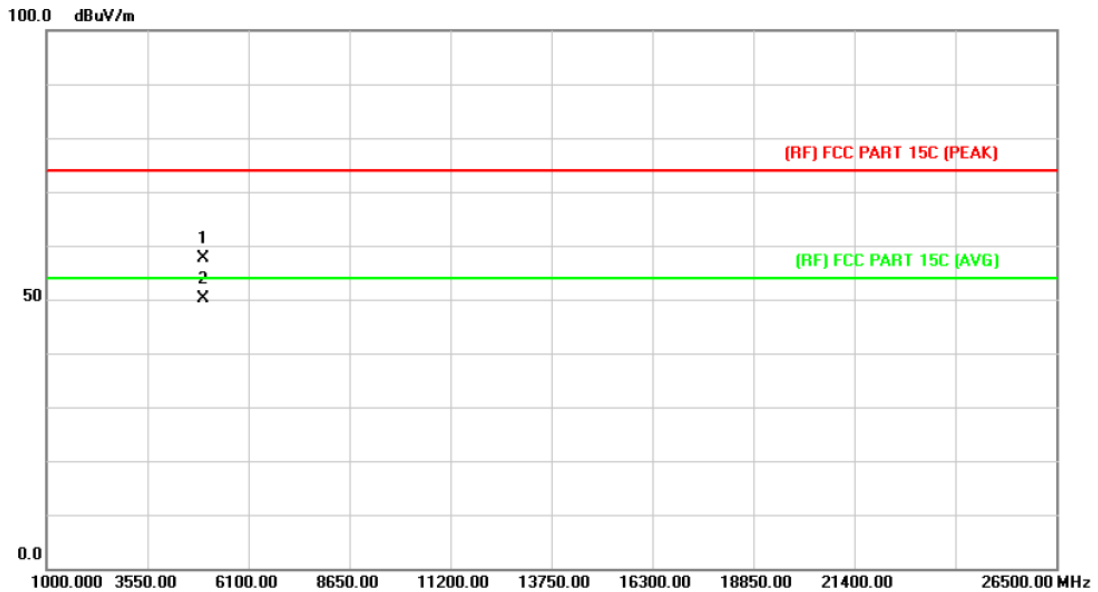
EUT:	Portable Bluetooth Speaker	Model Name :	Minikin
Temperature:	25 °C	Relative Humidity:	55%
Test Voltage:	DC 3.7V		
Ant. Pol.	Horizontal		
Test Mode:	TX 8-DPSK Mode 2480MHz		
Remark:	No report for the emission which more than 10 dB below the prescribed limit.		



No.	Mk.	Freq.	Reading Level	Correct Factor	Measurement	Limit	Over	Detector
		MHz	dBuV	dB/m	dBuV/m	dBuV/m	dB	
1		4960.105	43.20	14.36	57.56	74.00	-16.44	peak
2	*	4960.147	36.12	14.36	50.48	54.00	-3.52	AVG

Emission Level= Read Level+ Correct Factor

EUT:	Portable Bluetooth Speaker	Model Name :	Minikin
Temperature:	25 °C	Relative Humidity:	55%
Test Voltage:	DC 3.7V		
Ant. Pol.	Vertical		
Test Mode:	TX 8-DPSK Mode 2480MHz		
Remark:	No report for the emission which more than 10 dB below the prescribed limit.		



No.	Mk.	Freq.	Reading Level	Correct Factor	Measurement	Limit	Over	
		MHz	dBuV	dB/m	dBuV/m	dBuV/m	dB	Detector
1		4960.081	43.29	14.36	57.65	74.00	-16.35	peak
2	*	4960.126	35.86	14.36	50.22	54.00	-3.78	AVG

Emission Level= Read Level+ Correct Factor

6. Restricted Bands Requirement

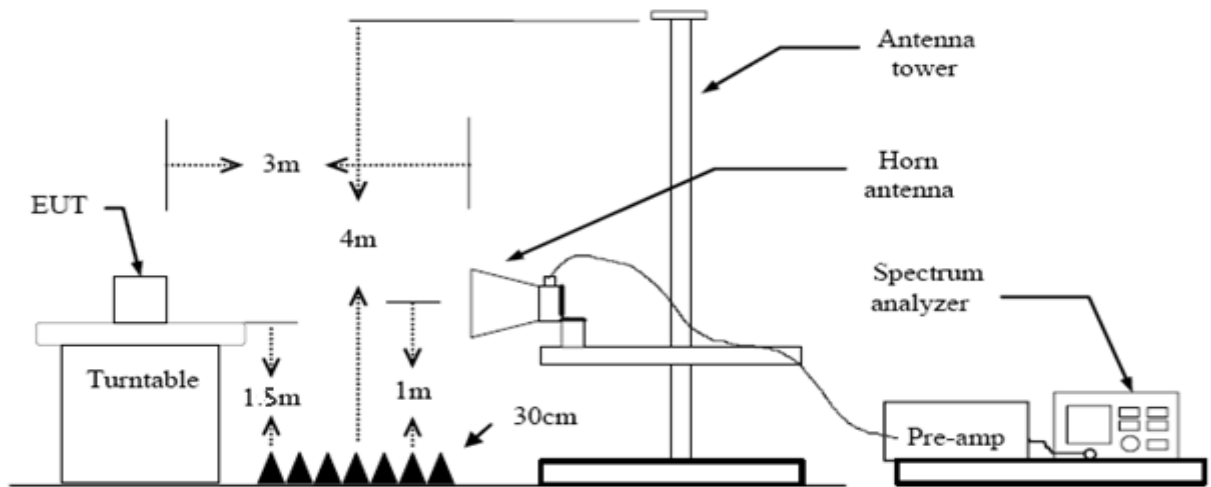
6.1 Test Standard and Limit

- 6.1.1 Test Standard
 - FCC Part 15.209
 - FCC Part 15.205
- 6.1.2 Test Limit

Restricted Frequency Band (MHz)	Class B (dBuV/m)(at 3m)	
	Peak	Average
2310 ~2390	74	54
2483.5 ~2500	74	54

Note: All restriction bands have been tested, only the worst case is reported.

6.2 Test Setup



6.3 Test Procedure

- (1) The measuring distance of 3m shall be used for measurements at frequency up to 1GHz. The EUT was placed on a rotating 0.8m high above the ground, the table was rotated 360 degrees to determine the position of the highest radiation.
- (2) Measurements at frequency above 1GHz. The EUT was placed on a rotating 1.5m high above the ground. RF absorbers covered the ground plane with a minimum area of 3.0m by 3.0m between the EUT and measurement receiver antenna. The RF absorber shall not exceed 30cm in high above the conducting floor. The table was rotated 360 degrees to determine the position of the highest radiation.
- (3) The Test antenna shall vary between 1m and 4m, Both Horizontal and Vertical antenna are set to make measurement.

-
- (4) The initial step in collecting conducted emission data is a spectrum analyzer peak detector mode pre-scanning the measurement frequency range. Significant peaks are then marked and then Quasi Peak detector mode re-measured.
 - (5) If the Peak Mode measured value compliance with and lower than Quasi Peak Mode Limit Bellow 1 GHz, the EUT shall be deemed to meet QP Limits and then no additional QP Mode measurement performed. But the Peak Value and average value both need to comply with applicable limit above 1 GHz.
 - (6) Testing frequency range below 1GHz the measuring instrument use VBW=120 kHz with Quasi-peak detection.
 - (7) Testing frequency range above 1GHz the measuring instrument use RBW=1 MHz and VBW=3 MHz with Peak Detector for Peak Values, and use RBW=1 MHz and VBW=10 Hz with Peak Detector for Average Values.
 - (8) For the actual test configuration, please see the test setup photo.

6.4 EUT Operating Condition

The Equipment Under Test was set to Continual Transmitting in maximum power.

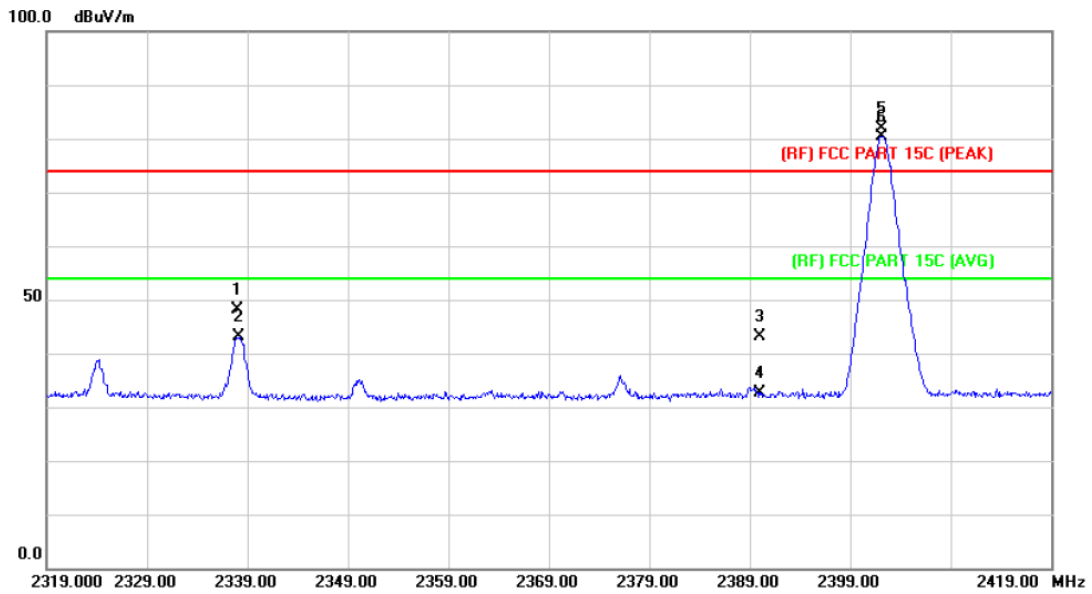
6.5 Test Data

Remark: During testing above 1GHz the measuring instrument use RBW=1 MHz and VBW=3 MHz with Peak Detector for Peak Values, and use RBW=1 MHz and VBW=1 KHz with Peak Detector for Average Values.

All restriction bands have been tested, only the worst case is reported.

(1) Radiation Test

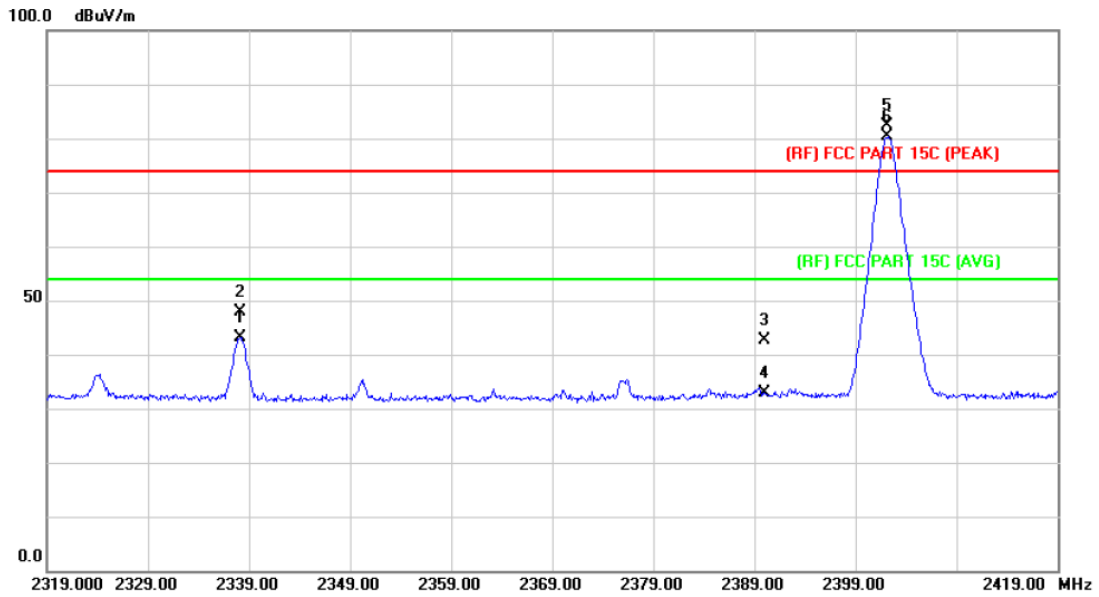
EUT:	Portable Bluetooth Speaker	Model Name :	Minikin
Temperature:	25 °C	Relative Humidity:	55%
Test Voltage:	DC 3.7V		
Ant. Pol.	Horizontal		
Test Mode:	TX GFSK Mode 2402MHz		
Remark:	N/A		



No.	Mk.	Freq. MHz	Reading Level dBuV	Correct Factor dB/m	Measure- ment dBuV/m	Limit dBuV/m	Over dB	Detector
1		2338.000	47.49	0.55	48.04	74.00	-25.96	peak
2		2338.200	42.52	0.56	43.08	54.00	-10.92	AVG
3		2390.000	42.41	0.77	43.18	74.00	-30.82	peak
4		2390.000	31.78	0.77	32.55	54.00	-21.45	AVG
5	X	2402.100	81.16	0.82	81.98	Fundamental Frequency		peak
6	*	2402.200	79.59	0.82	80.41	Fundamental Frequency		AVG

Emission Level= Read Level+ Correct Factor

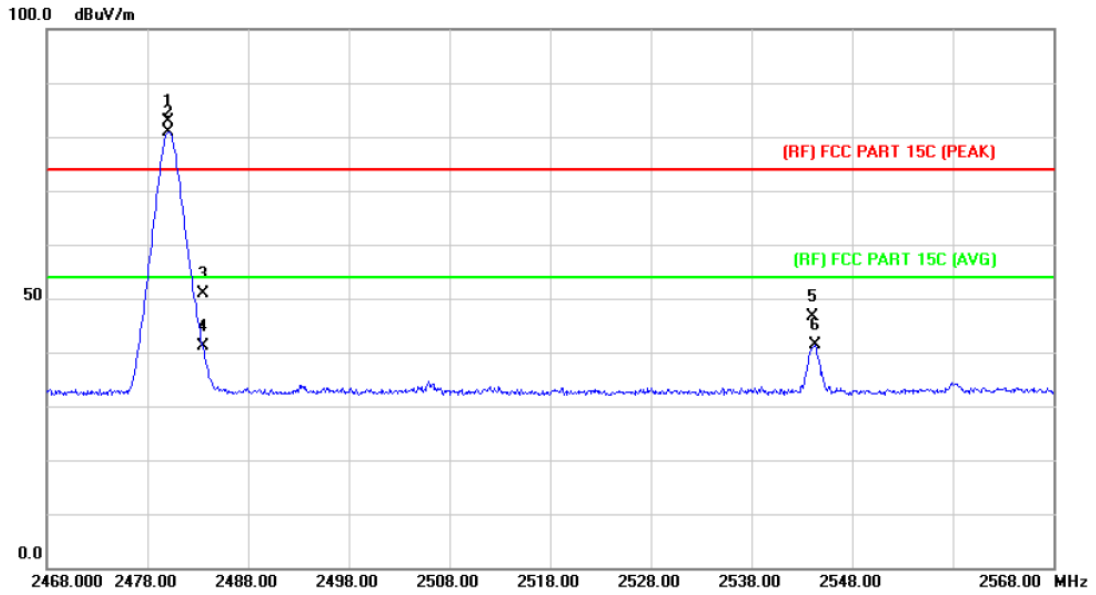
EUT:	Portable Bluetooth Speaker	Model Name :	Minikin
Temperature:	25 °C	Relative Humidity:	55%
Test Voltage:	DC 3.7V		
Ant. Pol.	Vertical		
Test Mode:	TX GFSK Mode 2402MHz		
Remark:	N/A		



No.	Mk.	Freq. MHz	Reading Level dBuV	Correct Factor dB/m	Measure- ment dBuV/m	Limit dBuV/m	Over dB	Detector
1		2338.100	42.65	0.56	43.21	54.00	-10.79	AVG
2		2338.200	47.30	0.56	47.86	74.00	-26.14	peak
3		2390.000	41.84	0.77	42.61	74.00	-31.39	peak
4		2390.000	32.03	0.77	32.80	54.00	-21.20	AVG
5	X	2402.200	81.60	0.82	82.42	Fundamental Frequency		peak
6	*	2402.200	79.46	0.82	80.28	Fundamental Frequency		AVG

Emission Level= Read Level+ Correct Factor

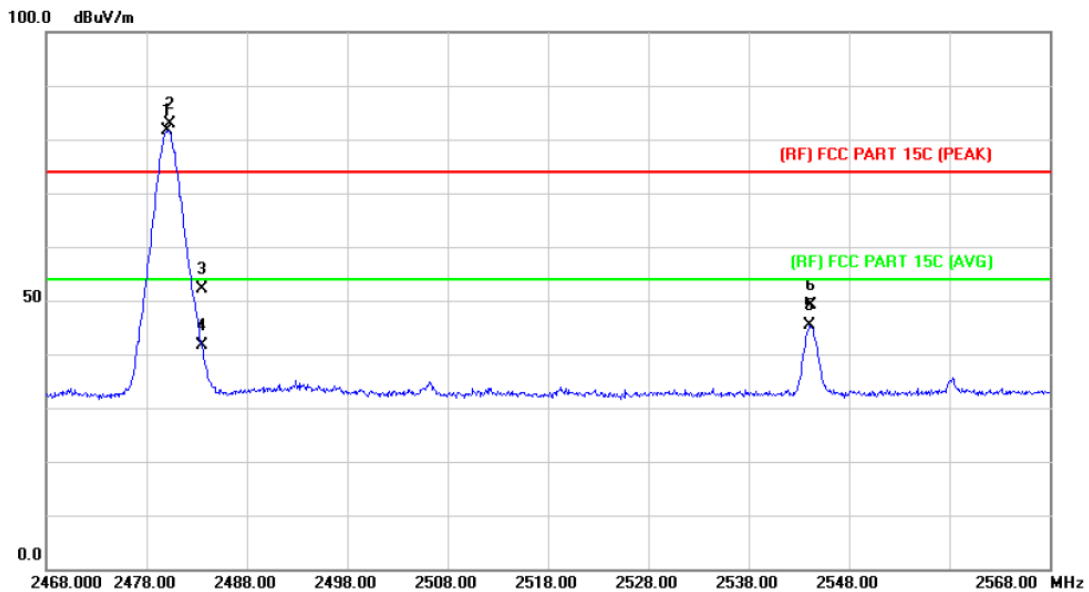
EUT:	Portable Bluetooth Speaker	Model Name :	Minikin
Temperature:	25 °C	Relative Humidity:	55%
Test Voltage:	DC 3.7V		
Ant. Pol.	Horizontal		
Test Mode:	TX GFSK Mode 2480 MHz		
Remark:	N/A		



No.	Mk.	Freq. MHz	Reading Level dBuV	Correct Factor dB/m	Measure- ment dBuV/m	Limit dBuV/m	Over dB	Detector
1	X	2480.000	81.72	1.15	82.87	Fundamental Frequency		peak
2	*	2480.100	79.69	1.15	80.84	Fundamental Frequency		AVG
3		2483.500	49.59	1.17	50.76	74.00	-23.24	peak
4		2483.500	39.91	1.17	41.08	54.00	-12.92	AVG
5		2544.000	45.11	1.49	46.60	74.00	-27.40	peak
6		2544.300	39.89	1.49	41.38	54.00	-12.62	AVG

Emission Level= Read Level+ Correct Factor

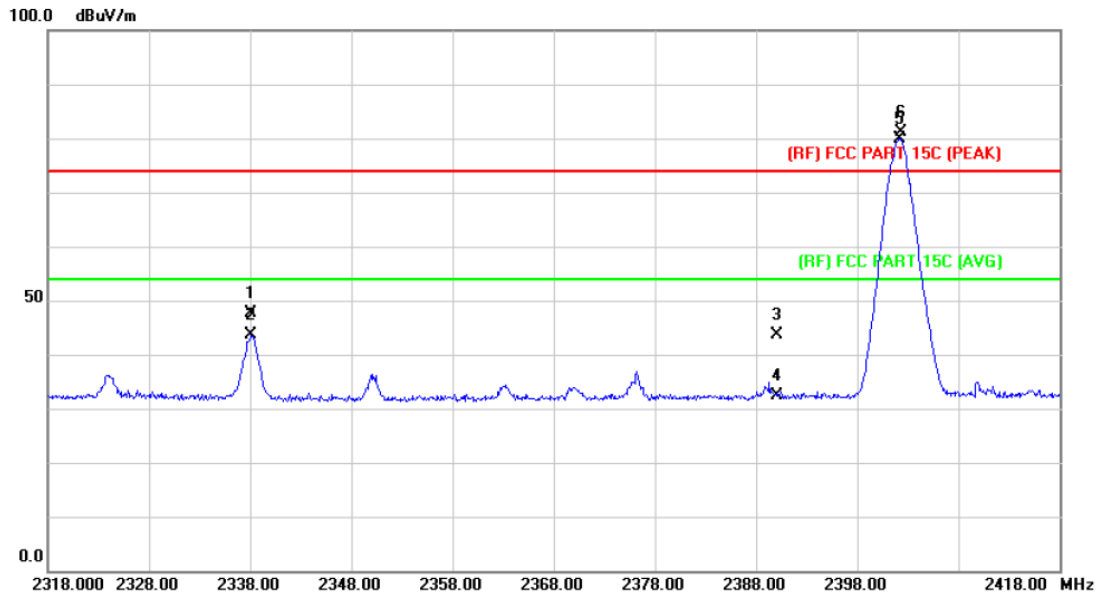
EUT:	Portable Bluetooth Speaker	Model Name :	Minikin
Temperature:	25 °C	Relative Humidity:	55%
Test Voltage:	DC 3.7V		
Ant. Pol.	Vertical		
Test Mode:	TX GFSK Mode 2480 MHz		
Remark:	N/A		



No.	Mk.	Freq. MHz	Reading Level dBuV	Correct Factor dB/m	Measure- ment dBuV/m	Limit dBuV/m	Over dB	Detector
1	*	2480.100	80.45	1.15	81.60	Fundamental Frequency		AVG
2	X	2480.300	81.83	1.15	82.98	Fundamental Frequency		peak
3		2483.500	50.95	1.17	52.12	74.00	-21.88	peak
4		2483.500	40.46	1.17	41.63	54.00	-12.37	AVG
5		2544.100	43.91	1.49	45.40	54.00	-8.60	AVG
6		2544.200	47.66	1.49	49.15	74.00	-24.85	peak

Emission Level= Read Level+ Correct Factor

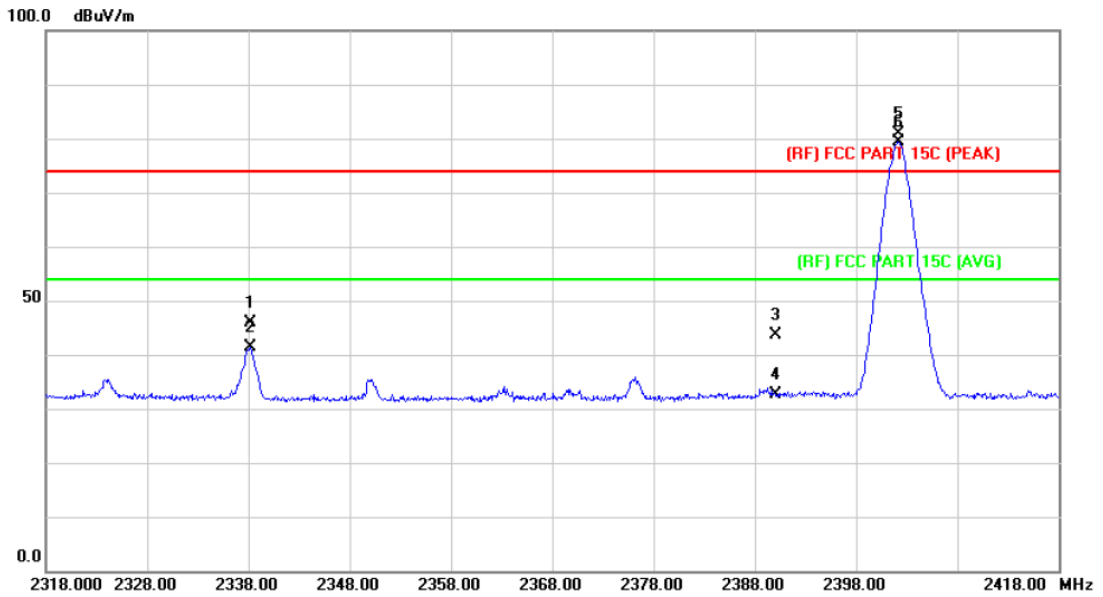
EUT:	Portable Bluetooth Speaker	Model Name :	Minikin
Temperature:	25 °C	Relative Humidity:	55%
Test Voltage:	DC 3.7V		
Ant. Pol.	Horizontal		
Test Mode:	TX 8-DPSK Mode 2402MHz		
Remark:	N/A		



No.	Mk.	Freq. MHz	Reading Level dBuV	Correct Factor dB/m	Measure- ment dBuV/m	Limit dBuV/m	Over dB	Detector
1		2338.100	47.00	0.56	47.56	74.00	-26.44	peak
2		2338.100	43.03	0.56	43.59	54.00	-10.41	AVG
3		2390.000	42.85	0.77	43.62	74.00	-30.38	peak
4		2390.000	31.60	0.77	32.37	54.00	-21.63	AVG
5	*	2402.200	79.08	0.82	79.90	Fundamental Frequency		AVG
6	X	2402.300	80.32	0.82	81.14	Fundamental Frequency		peak

Emission Level= Read Level+ Correct Factor

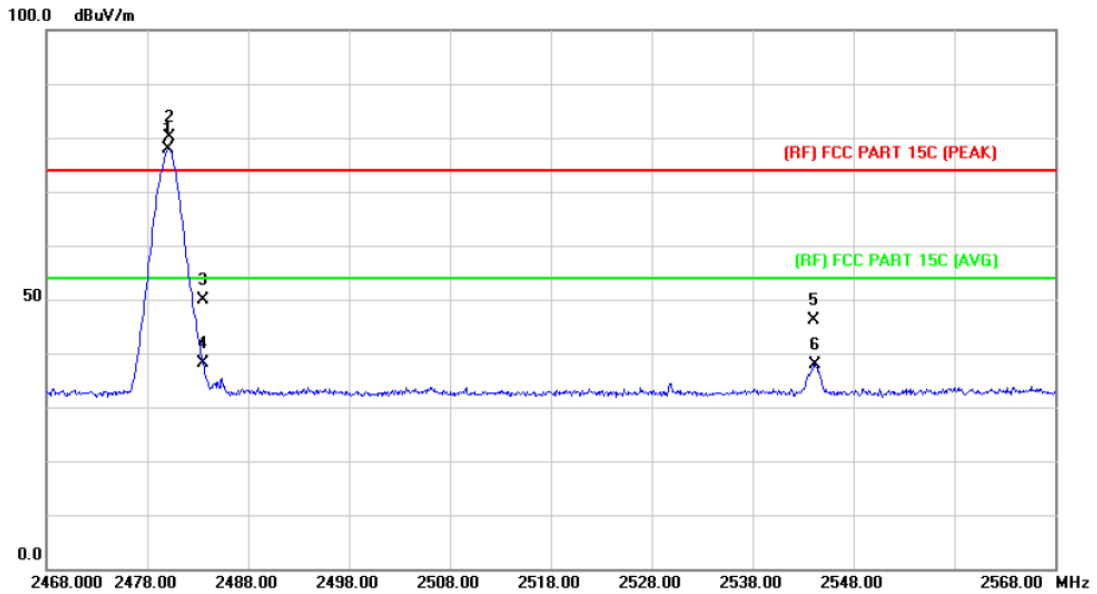
EUT:	Portable Bluetooth Speaker	Model Name :	Minikin
Temperature:	25 °C	Relative Humidity:	55%
Test Voltage:	DC 3.7V		
Ant. Pol.	Vertical		
Test Mode:	TX 8-DPSK Mode 2402MHz		
Remark:	N/A		



No.	Mk.	Freq. MHz	Reading Level dBuV	Correct Factor dB/m	Measure- ment dBuV/m	Limit dBuV/m	Over dB	Detector
1		2338.200	45.37	0.56	45.93	74.00	-28.07	peak
2		2338.200	40.71	0.56	41.27	54.00	-12.73	AVG
3		2390.000	42.81	0.77	43.58	74.00	-30.42	peak
4		2390.000	31.97	0.77	32.74	54.00	-21.26	AVG
5	X	2402.200	80.16	0.82	80.98	Fundamental Frequency		peak
6	*	2402.200	78.61	0.82	79.43	Fundamental Frequency		AVG

Emission Level= Read Level+ Correct Factor

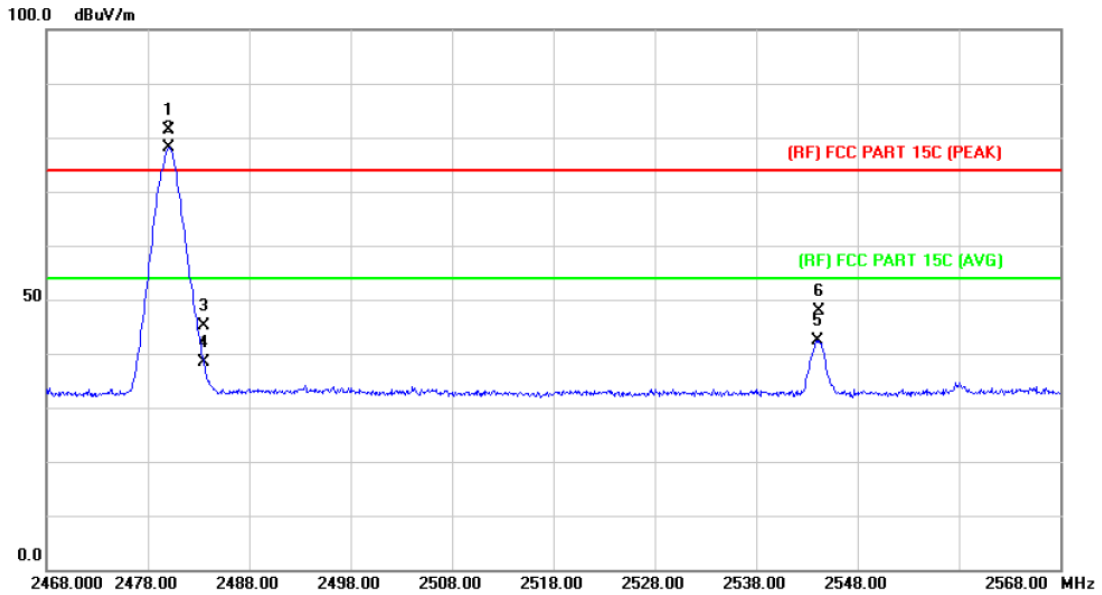
EUT:	Portable Bluetooth Speaker	Model Name :	Minikin
Temperature:	25 °C	Relative Humidity:	55%
Test Voltage:	DC 3.7V		
Ant. Pol.	Horizontal		
Test Mode:	TX 8-DPSK Mode 2480MHz		
Remark:	N/A		



No.	Mk.	Freq. MHz	Reading Level dBuV	Correct Factor dB/m	Measure- ment dBuV/m	Limit dBuV/m	Over dB	Detector
1	*	2480.100	76.79	1.15	77.94	Fundamental Frequency		AVG
2	X	2480.200	79.06	1.15	80.21	Fundamental Frequency		peak
3		2483.500	48.68	1.17	49.85	74.00	-24.15	peak
4		2483.500	37.07	1.17	38.24	54.00	-15.76	AVG
5		2544.000	44.62	1.49	46.11	74.00	-27.89	peak
6		2544.200	36.45	1.49	37.94	54.00	-16.06	AVG

Emission Level= Read Level+ Correct Factor

EUT:	Portable Bluetooth Speaker	Model Name :	Minikin
Temperature:	25 °C	Relative Humidity:	55%
Test Voltage:	DC 3.7V		
Ant. Pol.	Vertical		
Test Mode:	TX 8-DPSK Mode 2480MHz		
Remark:	N/A		

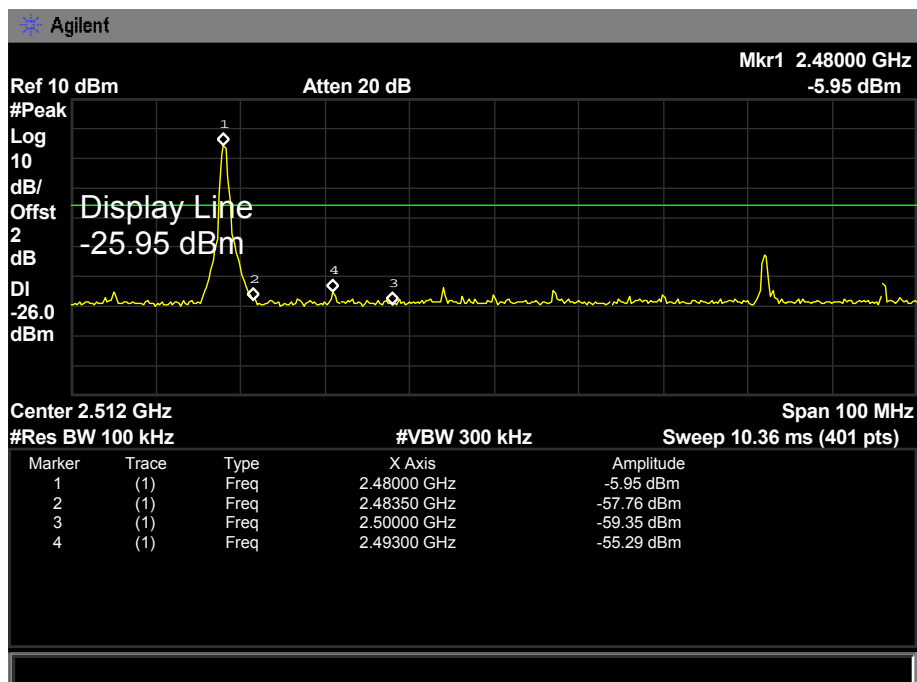
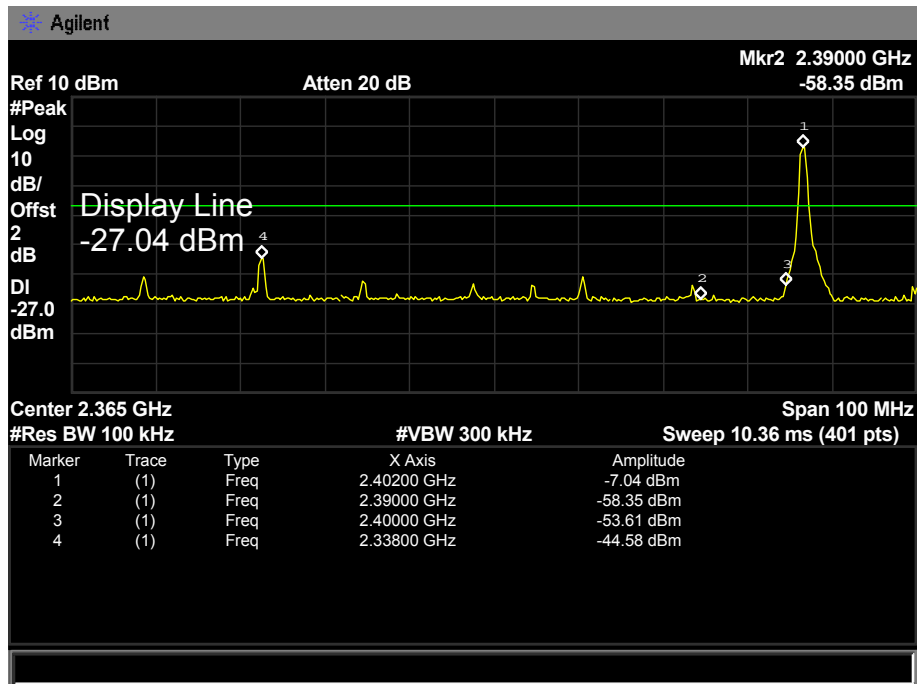


No.	Mk.	Freq. MHz	Reading Level dBuV	Correct Factor dB/m	Measure- ment dBuV/m	Limit dBuV/m	Over dB	Detector
1	X	2480.000	80.17	1.15	81.32	Fundamental Frequency		peak
2	*	2480.100	76.89	1.15	78.04	Fundamental Frequency		AVG
3		2483.500	43.99	1.17	45.16	74.00	-28.84	peak
4		2483.500	37.14	1.17	38.31	54.00	-15.69	AVG
5		2544.000	40.99	1.49	42.48	54.00	-11.52	AVG
6		2544.200	46.38	1.49	47.87	74.00	-26.13	peak

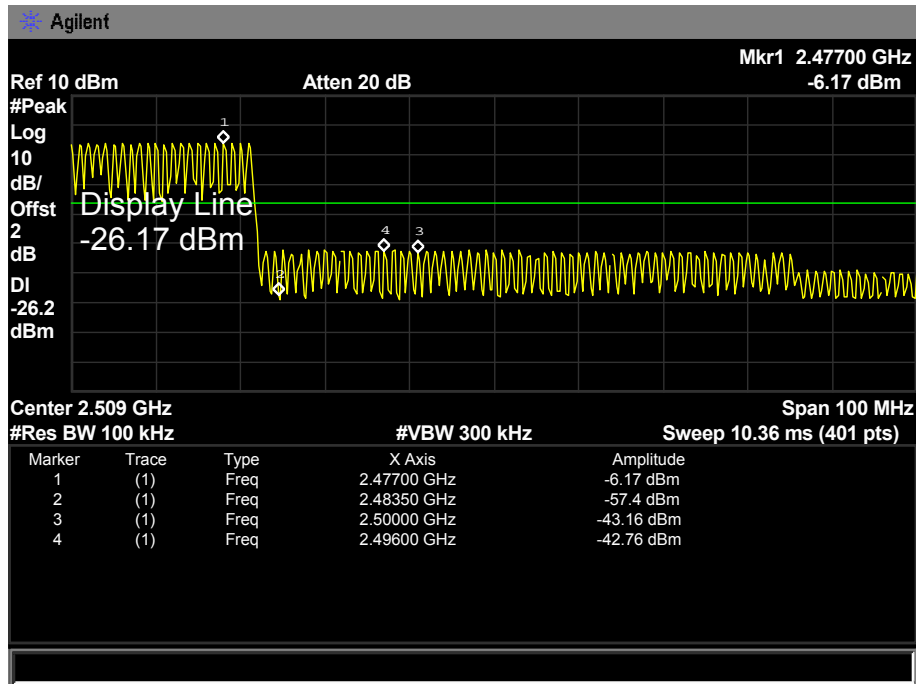
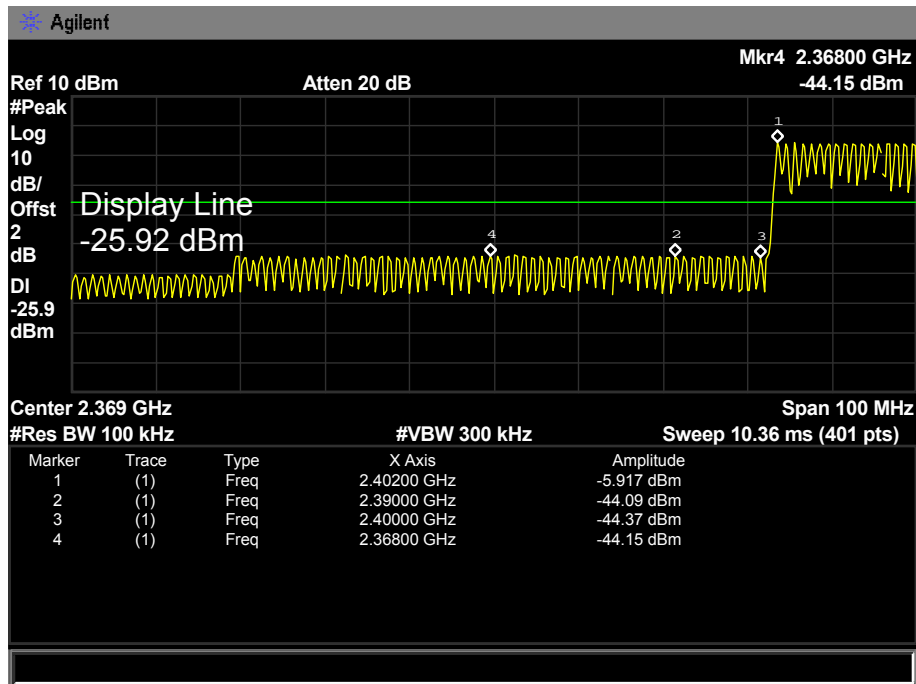
Emission Level= Read Level+ Correct Factor

(2) Conducted Test

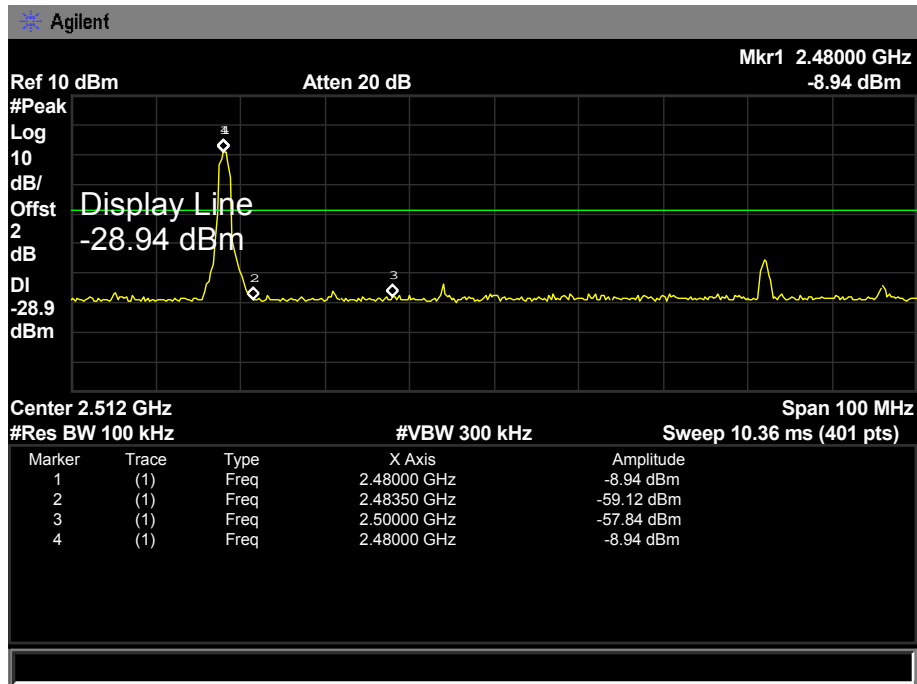
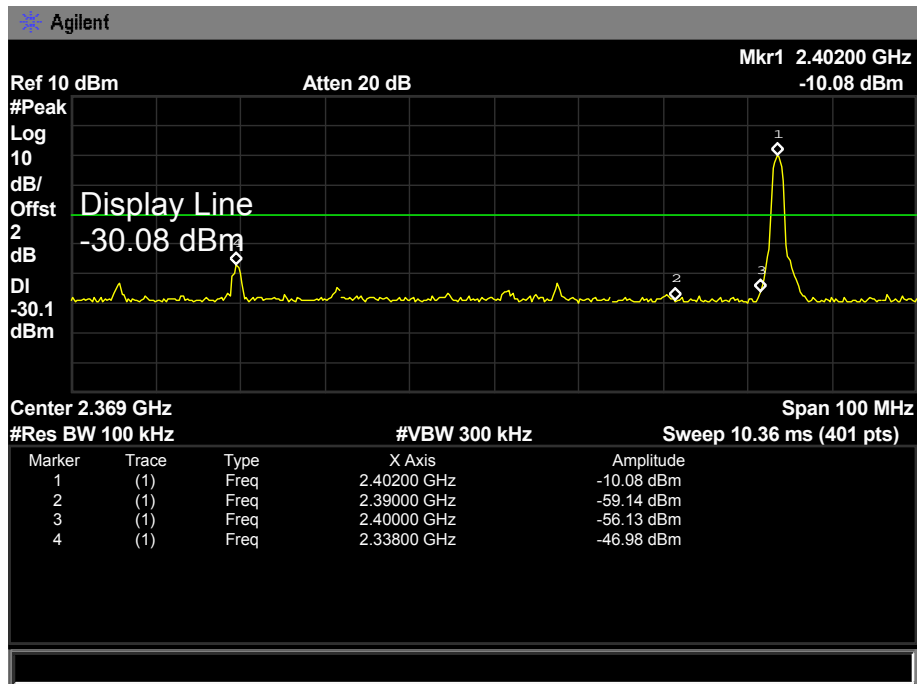
EUT:	Portable Bluetooth Speaker	Model Name :	Minikin
Temperature:	25 °C	Relative Humidity:	55%
Test Voltage:	DC 3.7V		
Test Mode:	TX GFSK Mode 2402MHz / 2480 MHz		
Remark:	N/A		



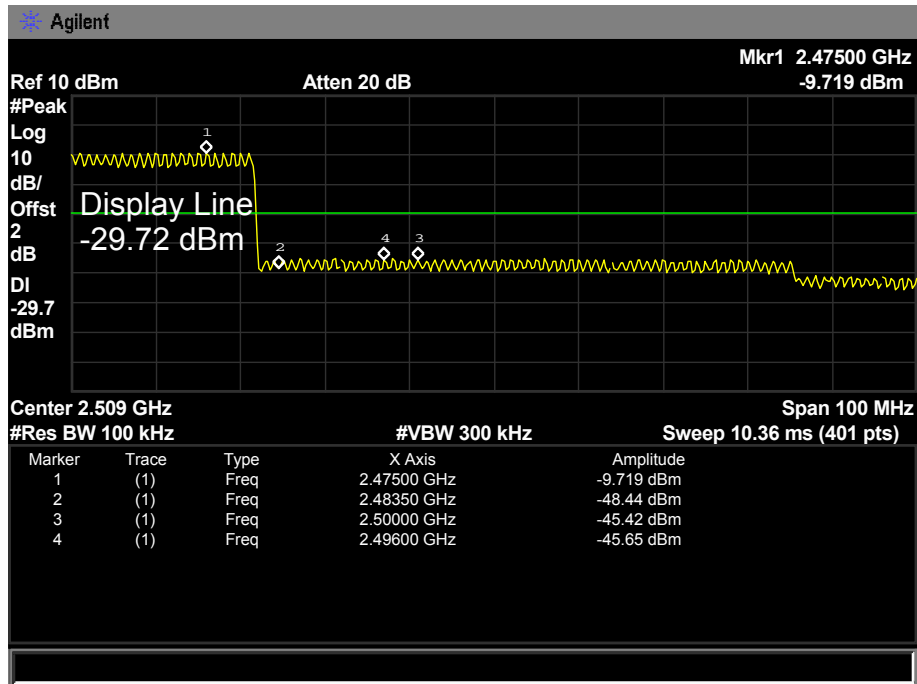
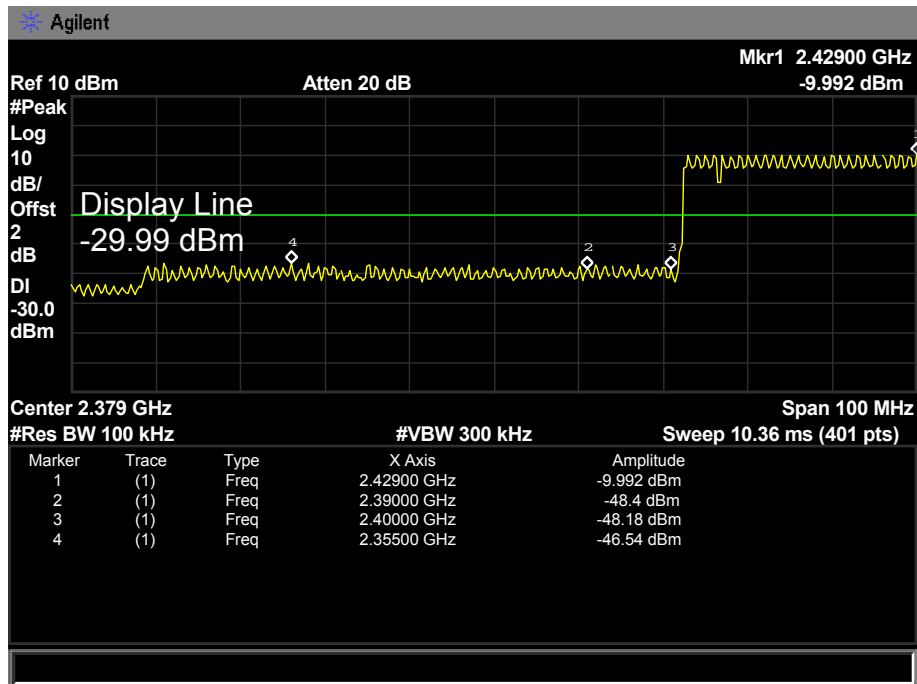
EUT:	Portable Bluetooth Speaker	Model Name :	Minikin
Temperature:	25 °C	Relative Humidity:	55%
Test Voltage:	DC 3.7V		
Test Mode:	GFSK Hopping Mode		
Remark:	N/A		



EUT:	Portable Bluetooth Speaker	Model Name :	Minikin
Temperature:	25 °C	Relative Humidity:	55%
Test Voltage:	DC 3.7V		
Test Mode:	TX 8-DPSK Mode 2402MHz / 2480 MHz		
Remark:	N/A		



EUT:	Portable Bluetooth Speaker	Model Name :	Minikin
Temperature:	25 °C	Relative Humidity:	55%
Test Voltage:	DC 3.7V		
Test Mode:	8-DPSK Hopping Mode		
Remark:	N/A		



7. Number of Hopping Channel

7.1 Test Standard and Limit

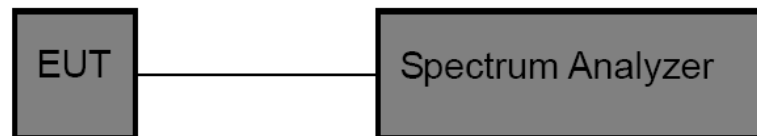
7.1.1 Test Standard

FCC Part 15.247 (a)(1)

7.1.2 Test Limit

Section	Test Item	Limit
15.247	Number of Hopping Channel	>15

7.2 Test Setup



7.3 Test Procedure

- (1) The EUT was directly connected to the spectrum analyzer and antenna output port as show in the block diagram above.
- (2) Spectrum Setting: RBW=100 KHz, VBW=100 KHz, Sweep time= Auto.

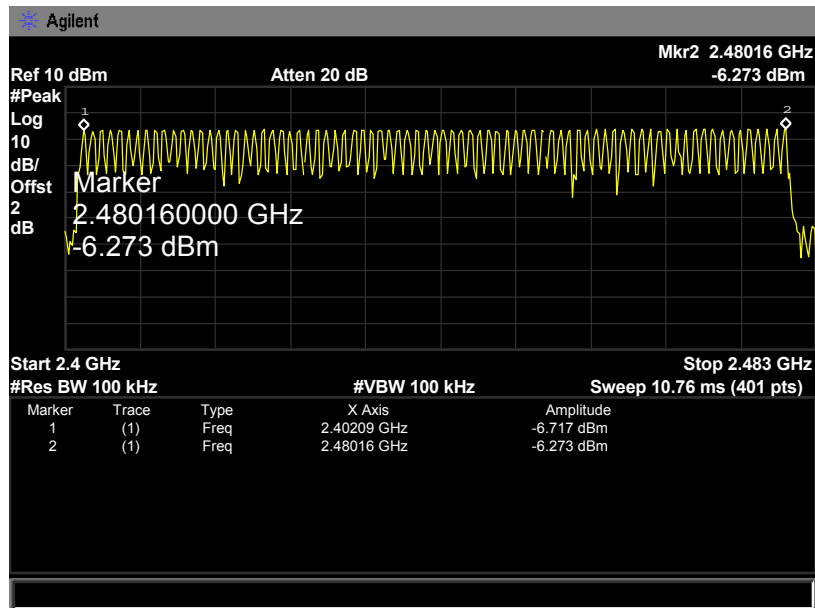
7.4 EUT Operating Condition

The EUT was set to the Hopping Mode by the Customer.

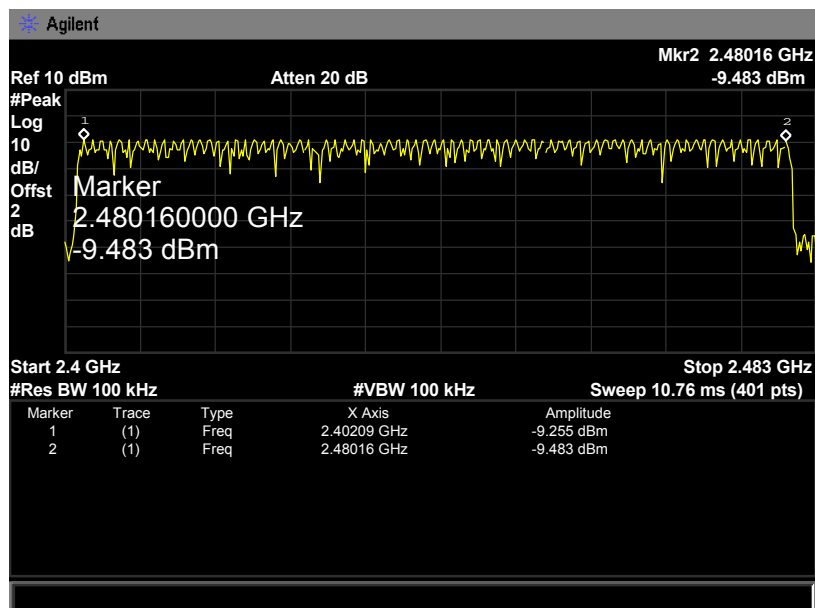
7.5 Test Data

EUT:	Portable Bluetooth Speaker	Model Name :	Minikin
Temperature:	25 °C	Relative Humidity:	55%
Test Voltage:	DC 3.7V		
Test Mode:	Hopping Mode (GFSK/ 8-DPSK)		
Frequency Range	Quantity of Hopping Channel		Limit
2402MHz~2480MHz	79		>15
	79		

GFSK Mode



8-DPSK Mode



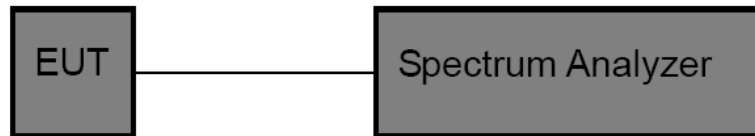
8. Average Time of Occupancy

8.1 Test Standard and Limit

- 8.1.1 Test Standard
FCC Part 15.247 (a)(1)
- 8.1.2 Test Limit

Section	Test Item	Limit
15.247(a)(1)/ RSS-210 Annex 8(A8.1d)	Average Time of Occupancy	0.4 sec

8.2 Test Setup



8.3 Test Procedure

- (1) The EUT was directly connected to the spectrum analyzer and antenna output port as show in the block diagram above.
- (2) Spectrum Setting: RBW=1MHz, VBW=1MHz.
- (3) Use video trigger with the trigger level set to enable triggering only on full pulses.
- (4) Sweep Time is more than once pulse time.
- (5) Set the center frequency on any frequency would be measure and set the frequency span to zero.
- (6) Measure the maximum time duration of one single pulse.
- (7) Set the EUT for packet transmitting.
- (8) Measure the maximum time duration of one single pulse.

8.4 EUT Operating Condition

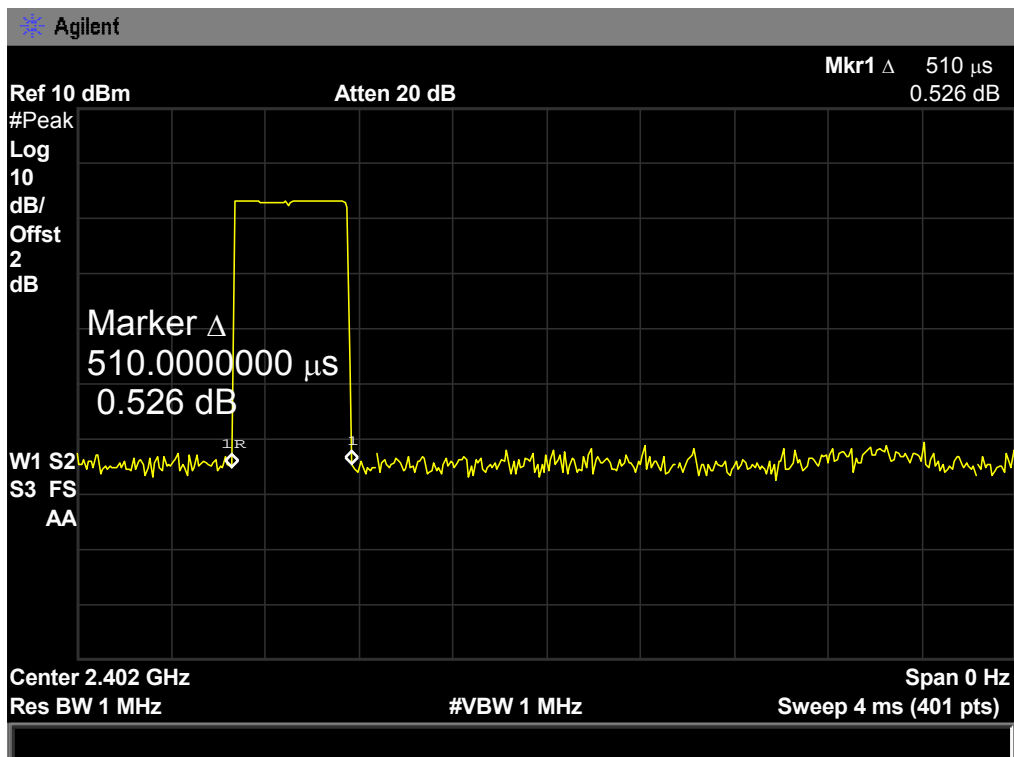
The EUT was set to the Hopping Mode by the Customer.

8.5 Test Data

EUT:	Portable Bluetooth Speaker	Model Name :	Minikin		
Temperature:	25 °C	Relative Humidity:	55%		
Test Voltage:	DC 3.7V				
Test Mode:	Hopping Mode (GFSK DH1)				
Channel (MHz)	Pulse Time (ms)	Total of Dwell (ms)	Period Time (s)	Limit (ms)	Result
2402	0.510	163.20	31.60	400	PASS
2441	0.510	163.20			
2480	0.510	163.20			

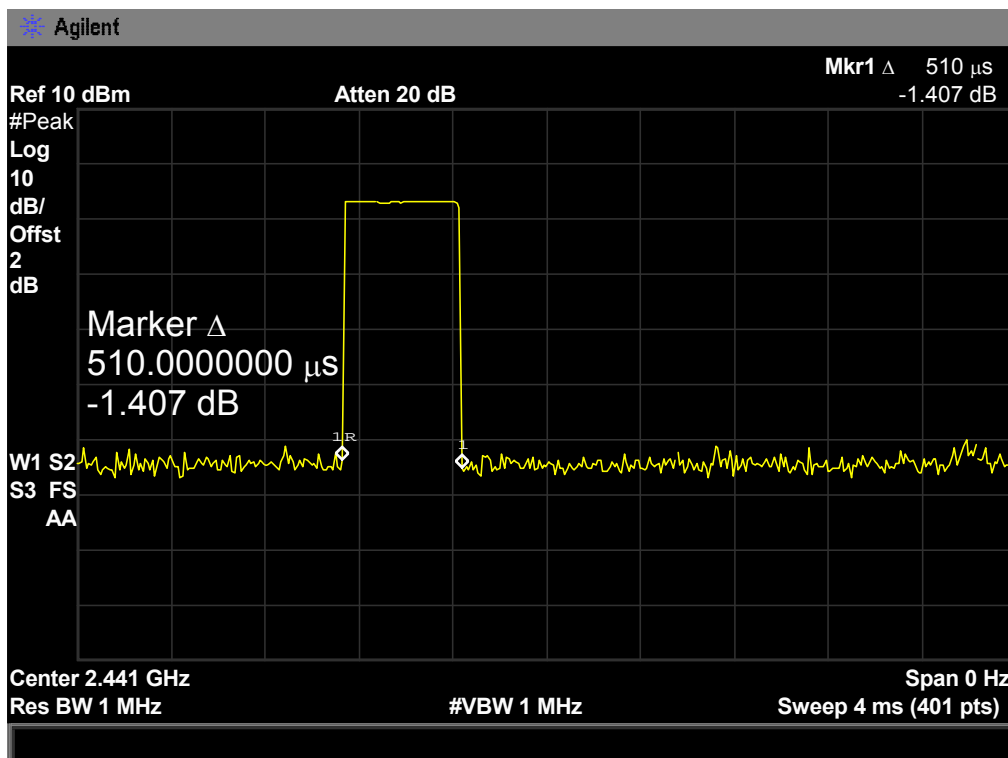
GFSK Hopping Mode DH1

2402 MHz



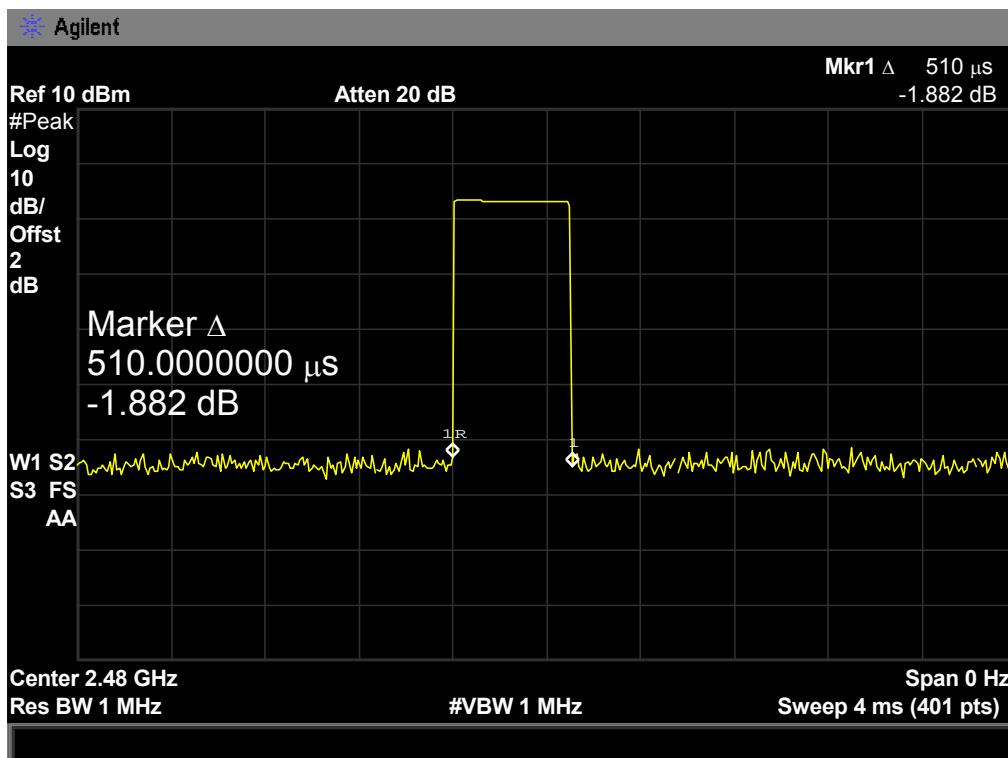
GFSK Hopping Mode DH1

2441 MHz



GFSK Hopping Mode DH1

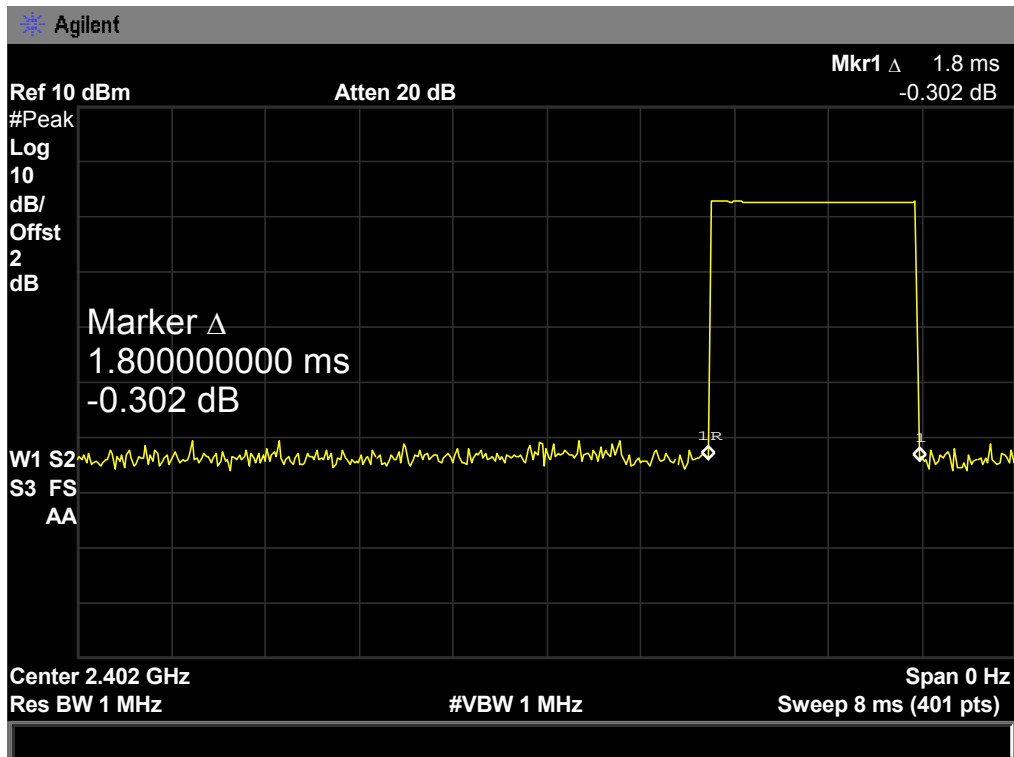
2480 MHz



EUT:	Portable Bluetooth Speaker	Model Name :	Minikin		
Temperature:	25 °C	Relative Humidity:	55%		
Test Voltage:	DC 3.7V				
Test Mode:	Hopping Mode (GFSK DH3)				
Channel (MHz)	Pulse Time (ms)	Total of Dwell (ms)	Period Time (s)	Limit (ms)	Result
2402	1.800	288.00	31.60	400	PASS
2441	1.800	288.00			
2480	1.840	294.40			

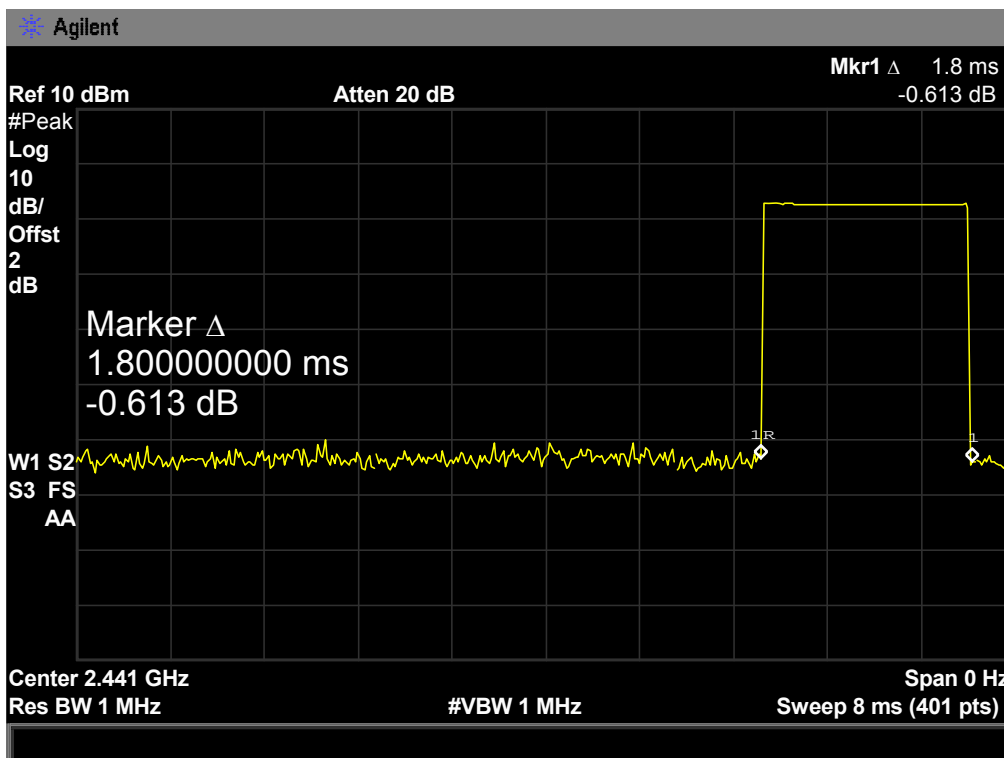
GFSK Hopping Mode DH3

2402 MHz



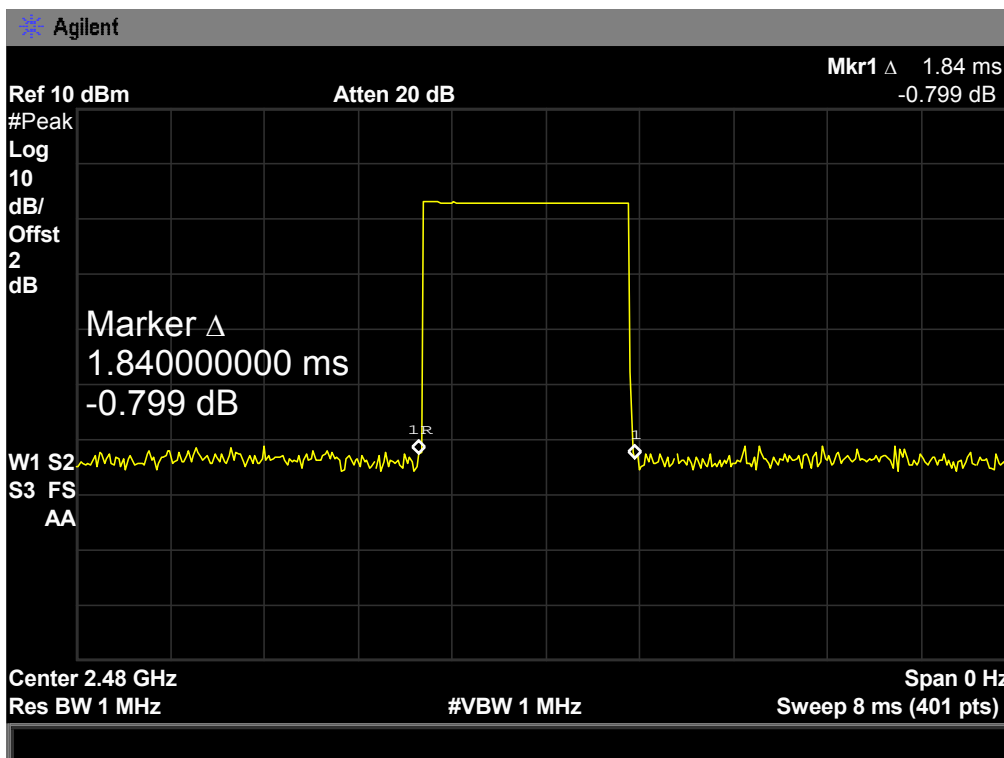
GFSK Hopping Mode DH3

2441 MHz



GFSK Hopping Mode DH3

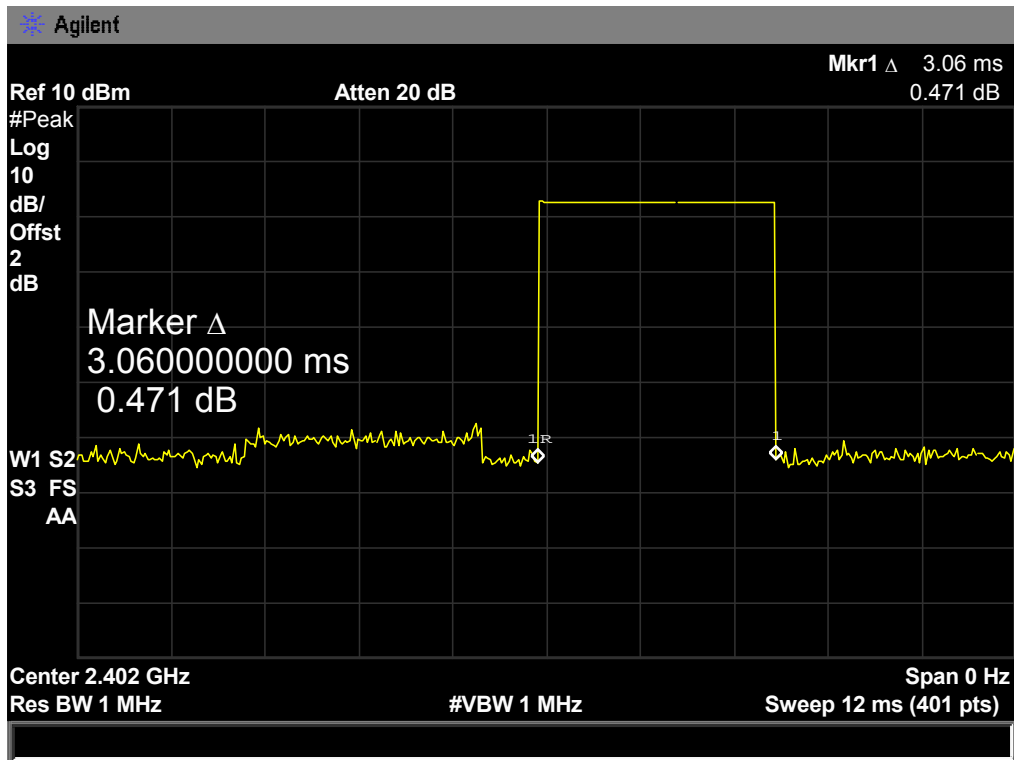
2480 MHz



EUT:	Portable Bluetooth Speaker		Model Name :	Minikin	
Temperature:	25 °C		Relative Humidity:	55%	
Test Voltage:	DC 3.7V				
Test Mode:	Hopping Mode (GFSK DH5)				
Channel (MHz)	Pulse Time (ms)	Total of Dwell (ms)	Period Time (s)	Limit (ms)	Result
2402	3.060	326.40	31.60	400	PASS
2441	3.060	326.40			
2480	3.060	326.40			

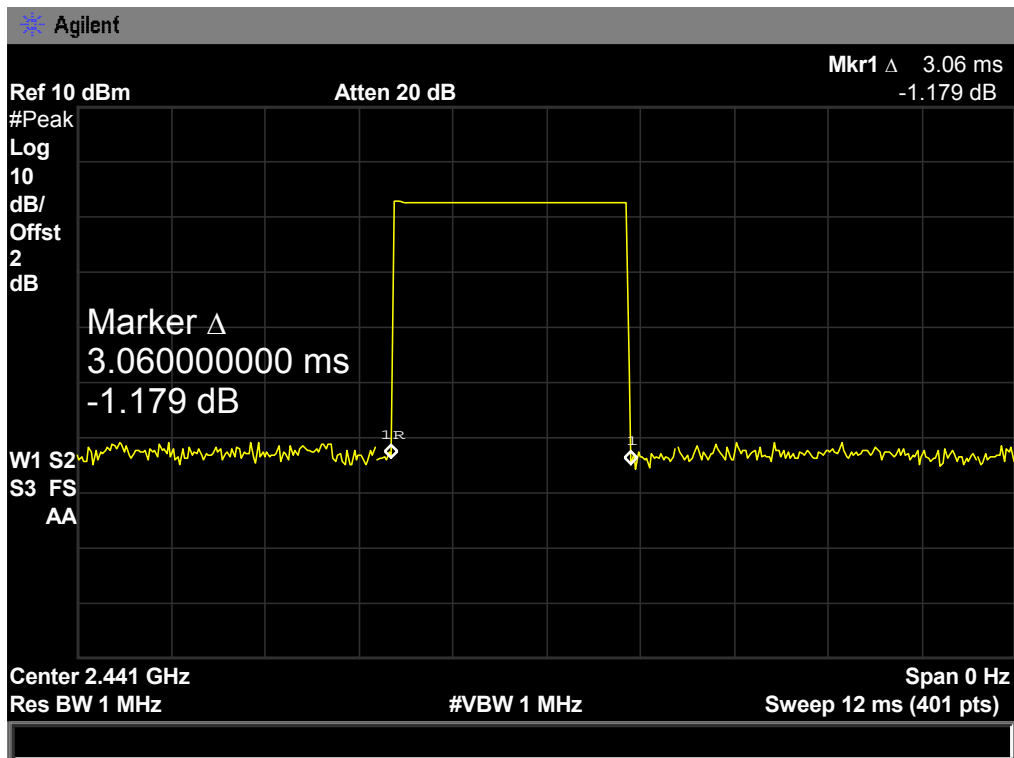
GFSK Hopping Mode DH5

2402 MHz



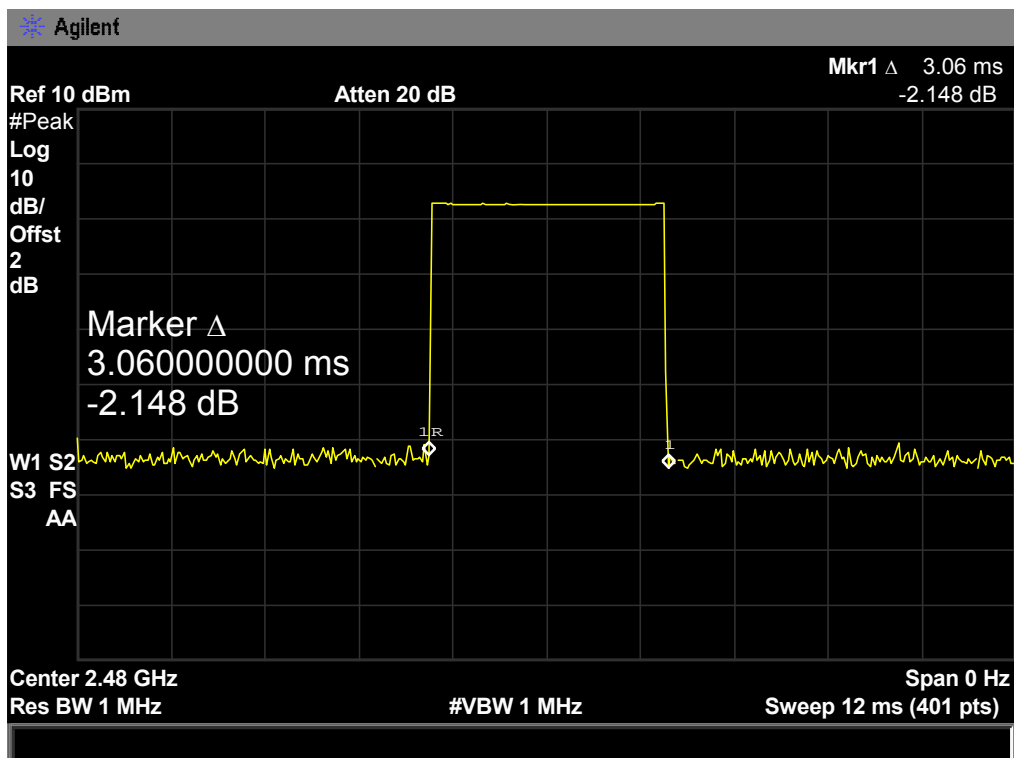
GFSK Hopping Mode DH5

2441 MHz



GFSK Hopping Mode DH5

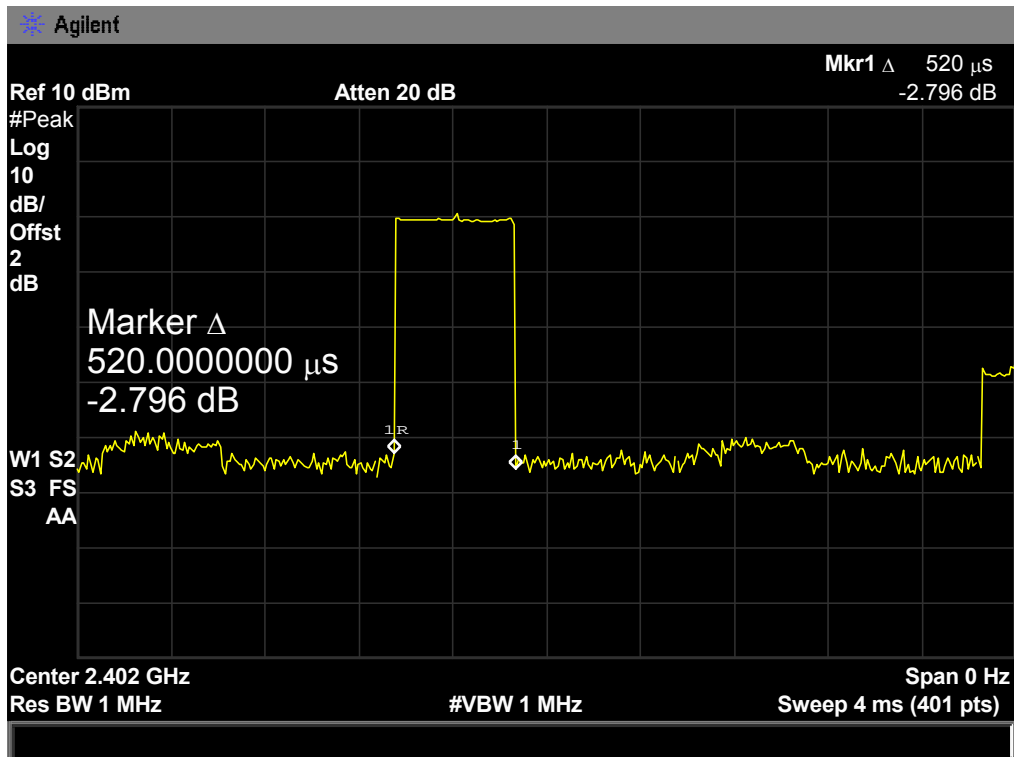
2480 MHz



EUT:	Portable Bluetooth Speaker	Model Name :	Minikin		
Temperature:	25 °C	Relative Humidity:	55%		
Test Voltage:	DC 3.7V				
Test Mode:	Hopping Mode ($\pi/4$ -DQPSK DH1)				
Channel (MHz)	Pulse Time (ms)	Total of Dwell (ms)	Period Time (s)	Limit (ms)	Result
2402	0.520	166.40	31.60	400	PASS
2441	0.540	172.80			
2480	0.520	166.40			

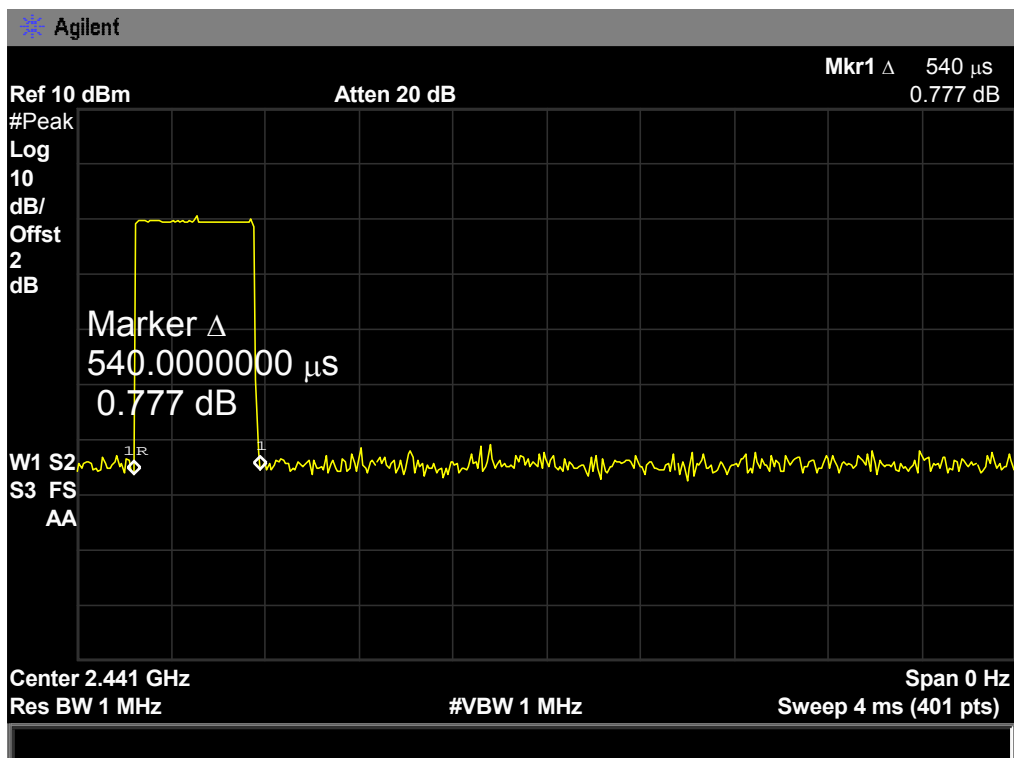
$\pi/4$ -DQPSK Hopping Mode DH1

2402 MHz



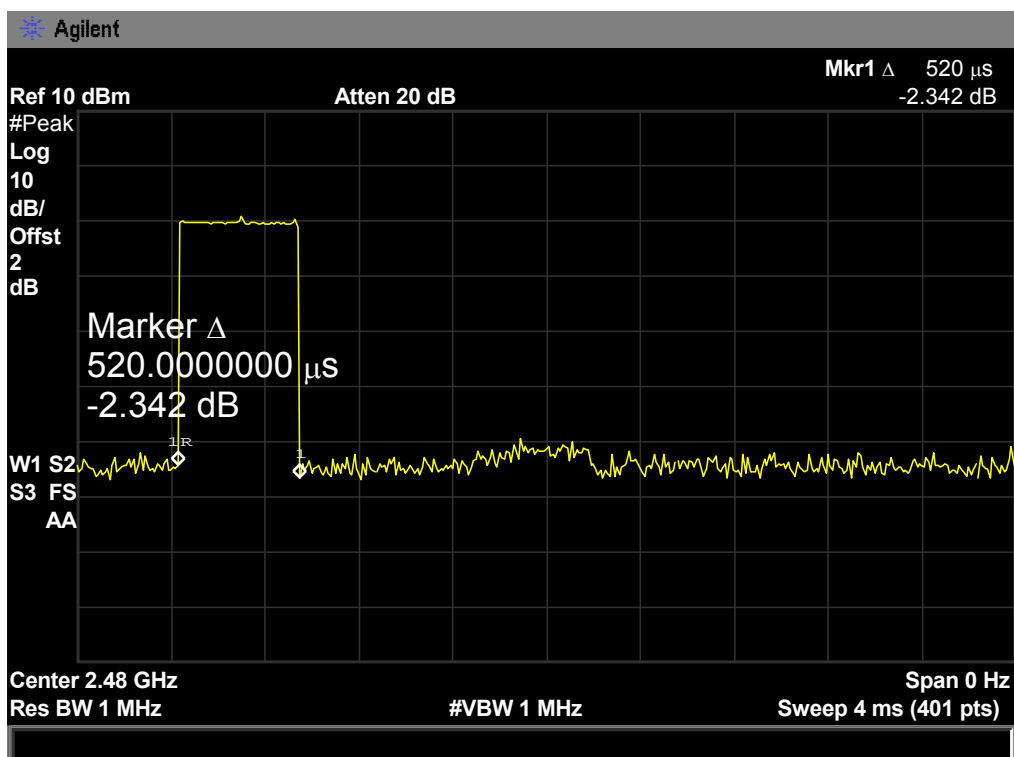
π /4-DQPSK Hopping Mode DH1

2441 MHz



π /4-DQPSK Hopping Mode DH1

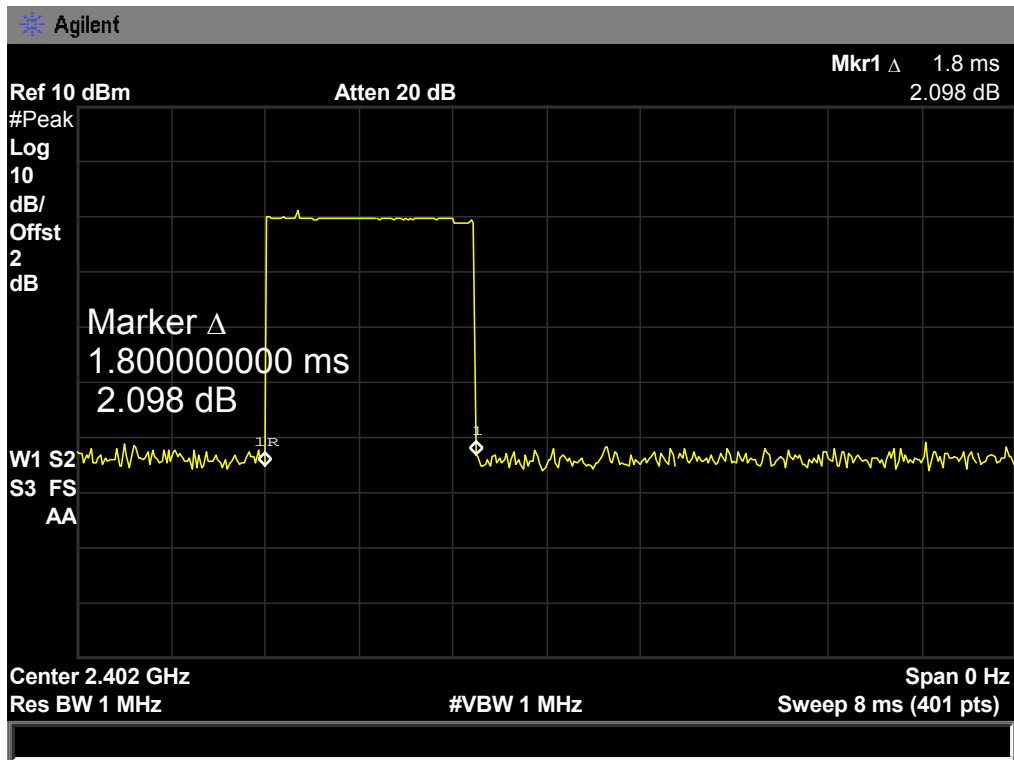
2480 MHz



EUT:	Portable Bluetooth Speaker		Model Name :	Minikin	
Temperature:	25 °C		Relative Humidity:	55%	
Test Voltage:	DC 3.7V				
Test Mode:	Hopping Mode ($\pi/4$ -DQPSK DH3)				
Channel (MHz)	Pulse Time (ms)	Total of Dwell (ms)	Period Time (s)	Limit (ms)	Result
2402	1.800	288.00	31.60	400	PASS
2441	1.800	288.00			
2480	1.800	288.00			

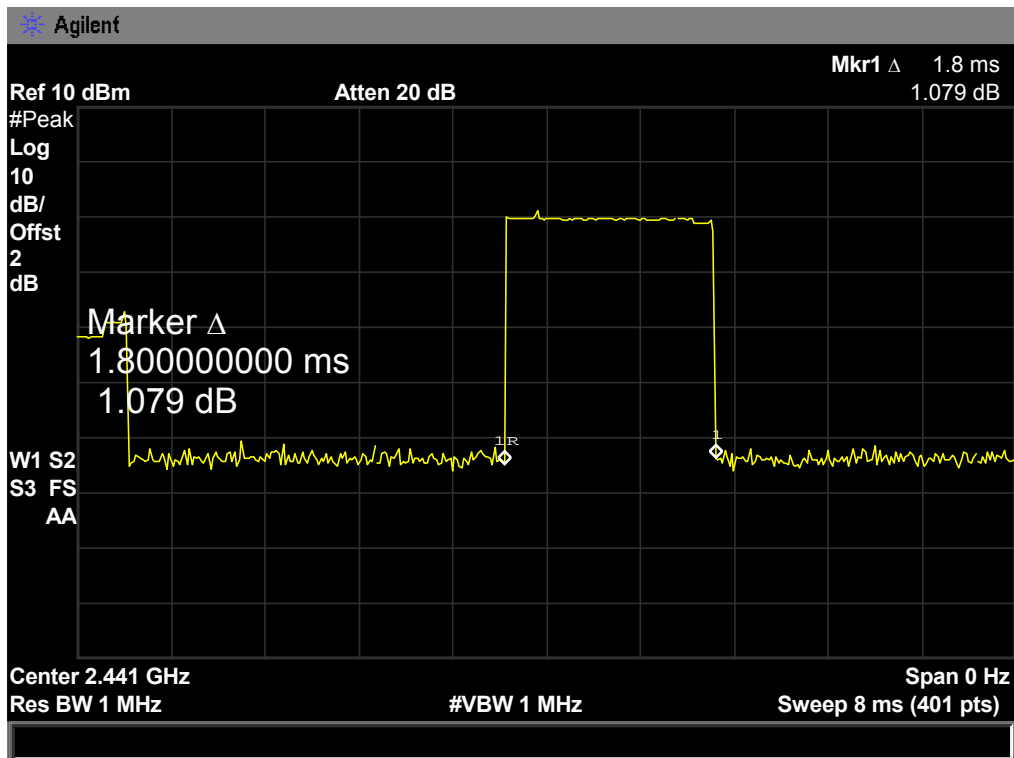
$\pi/4$ -DQPSK Hopping Mode DH3

2402 MHz



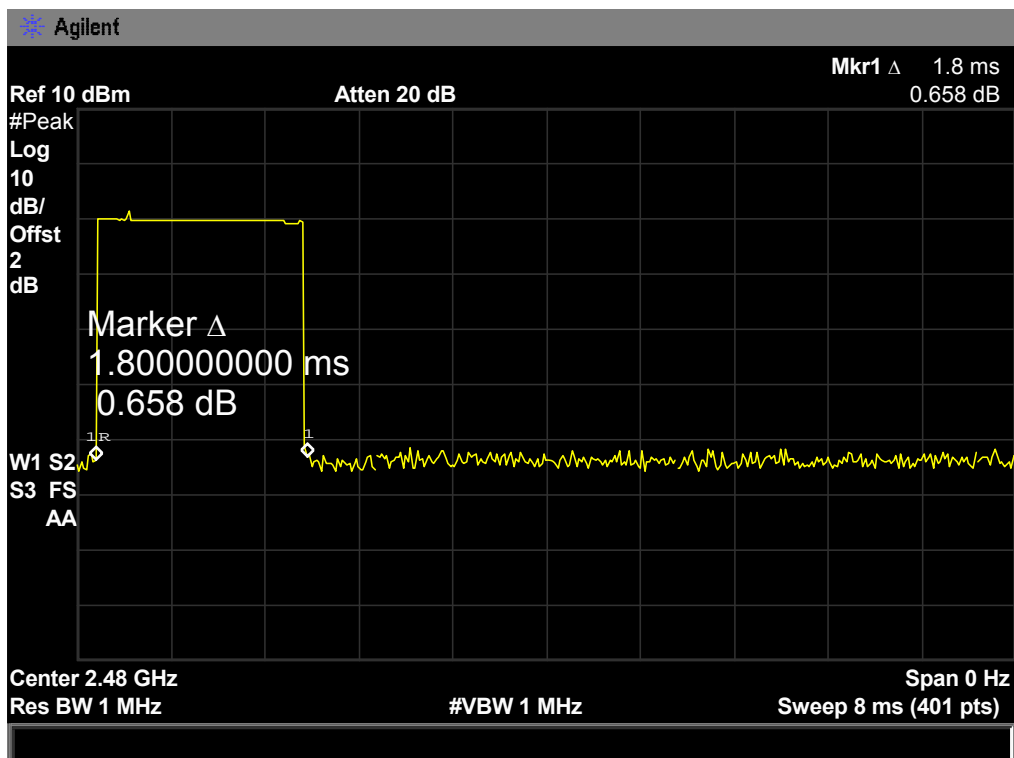
π /4-DQPSK Hopping Mode DH3

2441 MHz



π /4-DQPSK Hopping Mode DH3

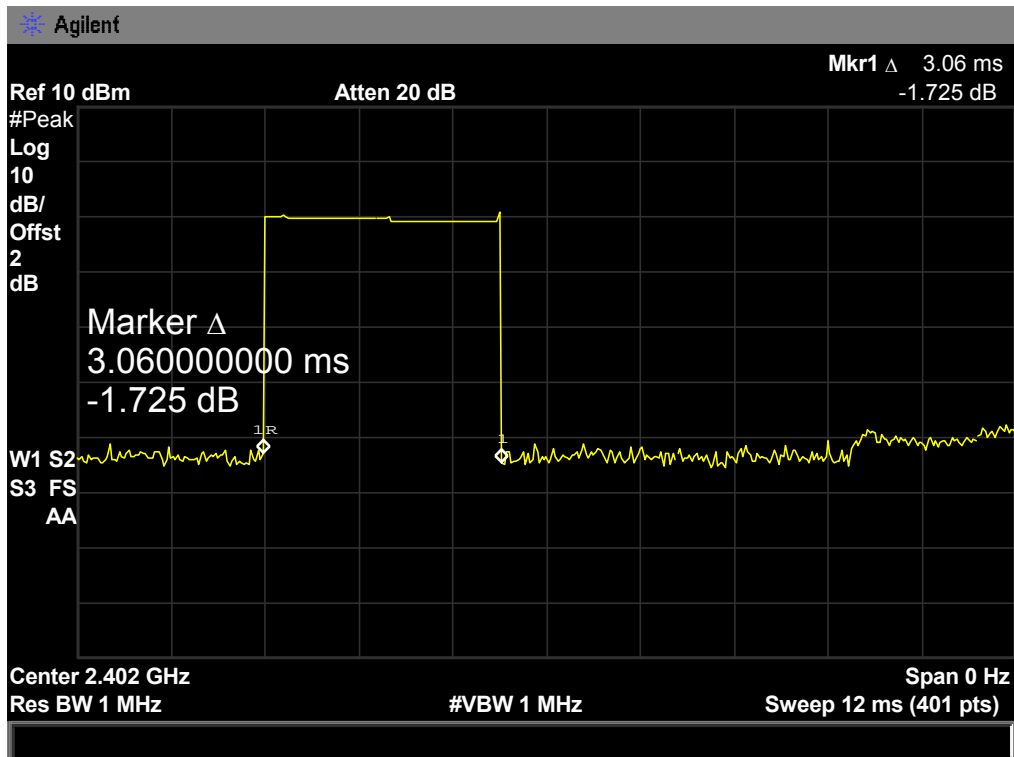
2480 MHz



EUT:	Portable Bluetooth Speaker	Model Name :	Minikin		
Temperature:	25 °C	Relative Humidity:	55%		
Test Voltage:	DC 3.7V				
Test Mode:	Hopping Mode ($\pi/4$ -DQPSK DH5)				
Channel (MHz)	Pulse Time (ms)	Total of Dwell (ms)	Period Time (s)	Limit (ms)	Result
2402	3.060	326.40	31.60	400	PASS
2441	3.060	326.40			
2480	3.060	326.40			

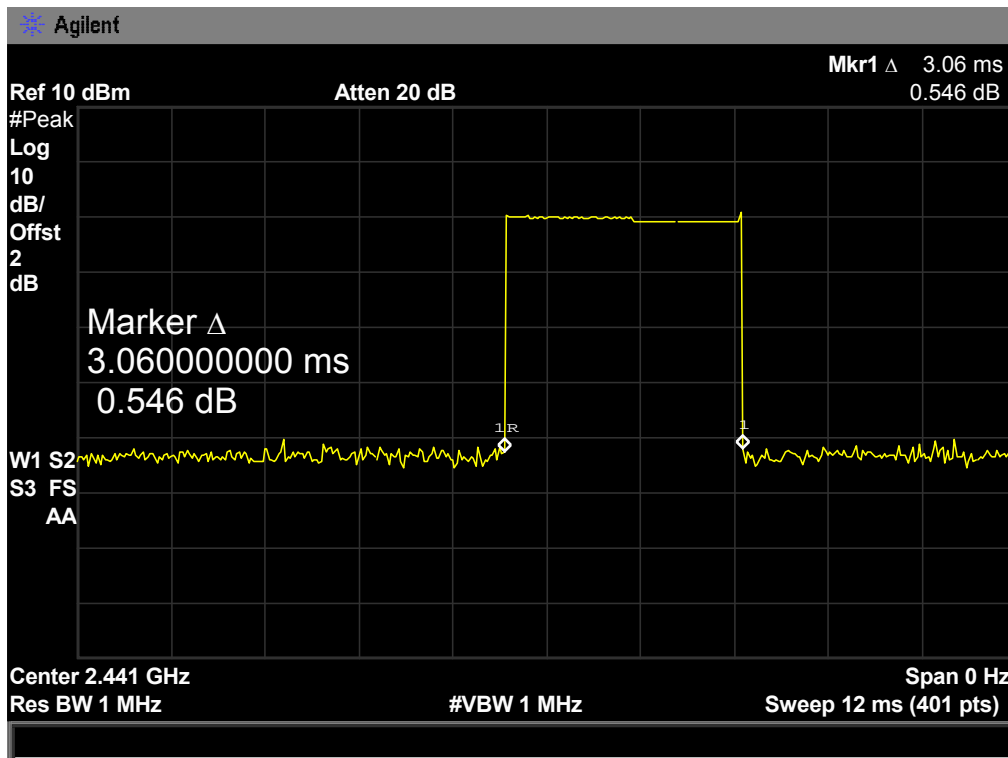
$\pi/4$ -DQPSK Hopping Mode DH5

2402 MHz



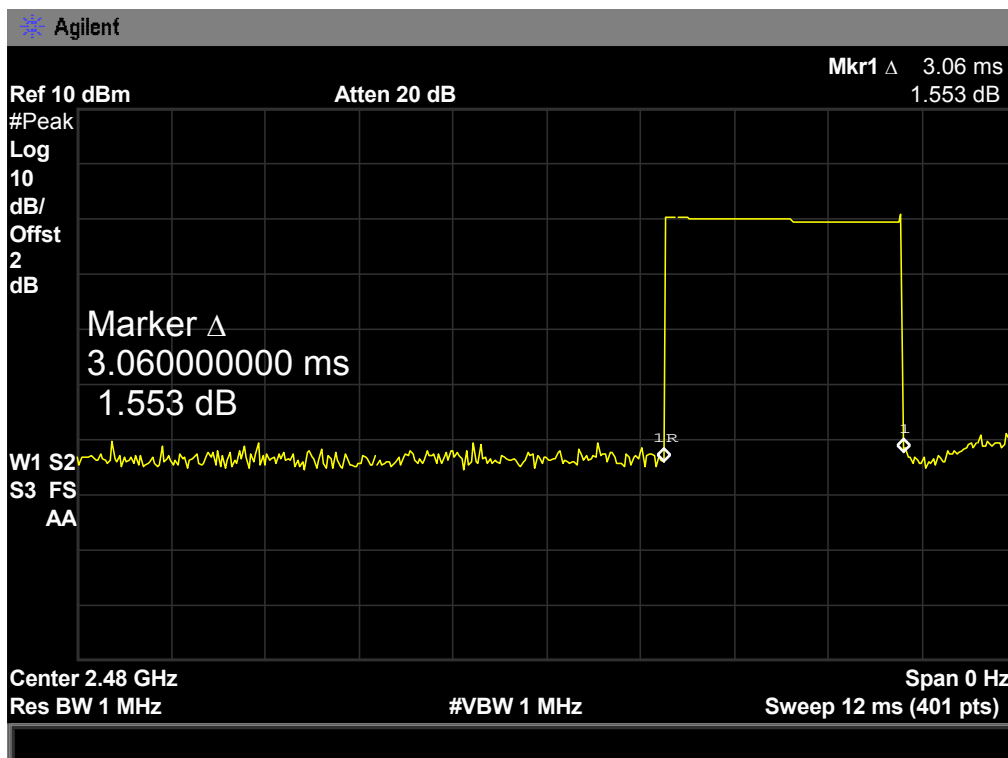
π /4-DQPSK Hopping Mode DH5

2441 MHz



π /4-DQPSK Hopping Mode DH5

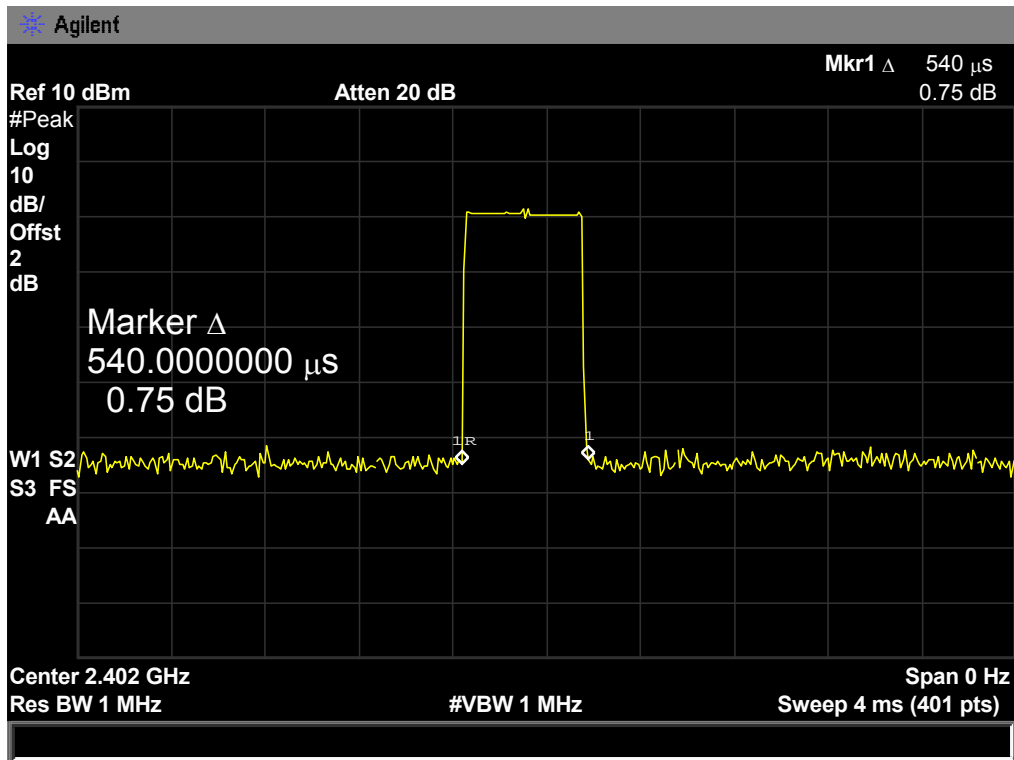
2480 MHz



EUT:	Portable Bluetooth Speaker		Model Name :	Minikin	
Temperature:	25 °C		Relative Humidity:	55%	
Test Voltage:	DC 3.7V				
Test Mode:	Hopping Mode (8-DPSK DH1)				
Channel (MHz)	Pulse Time (ms)	Total of Dwell (ms)	Period Time (s)	Limit (ms)	Result
2402	0.540	172.80	31.60	400	PASS
2441	0.520	166.40			
2480	0.520	166.40			

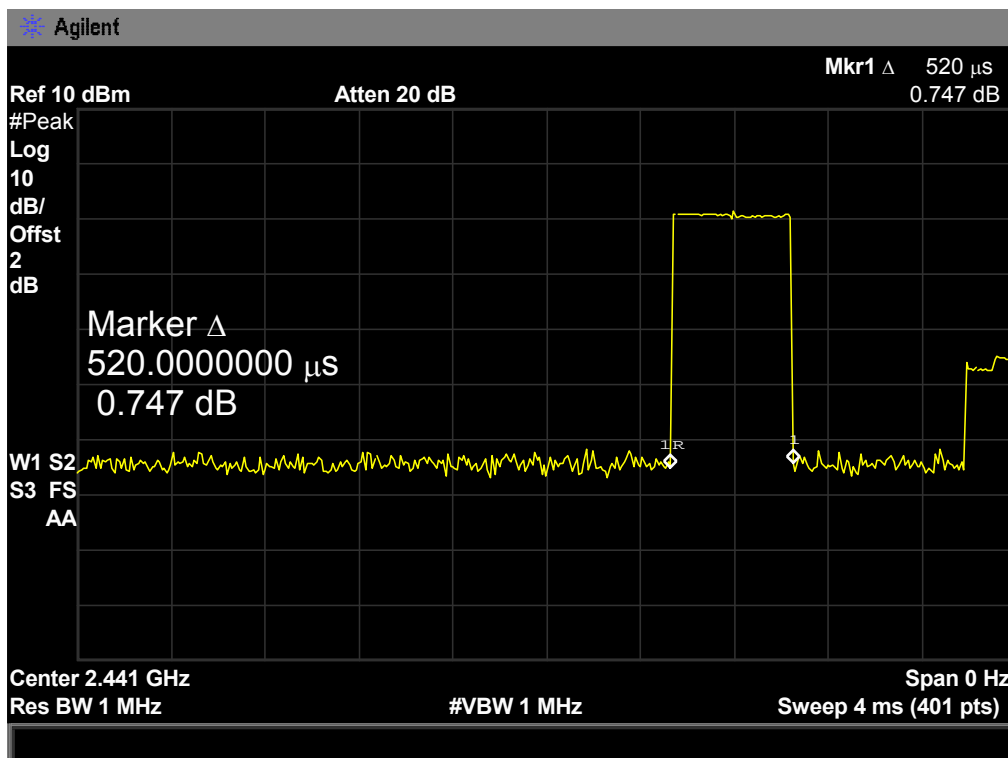
8-DPSK Hopping Mode DH1

2402 MHz



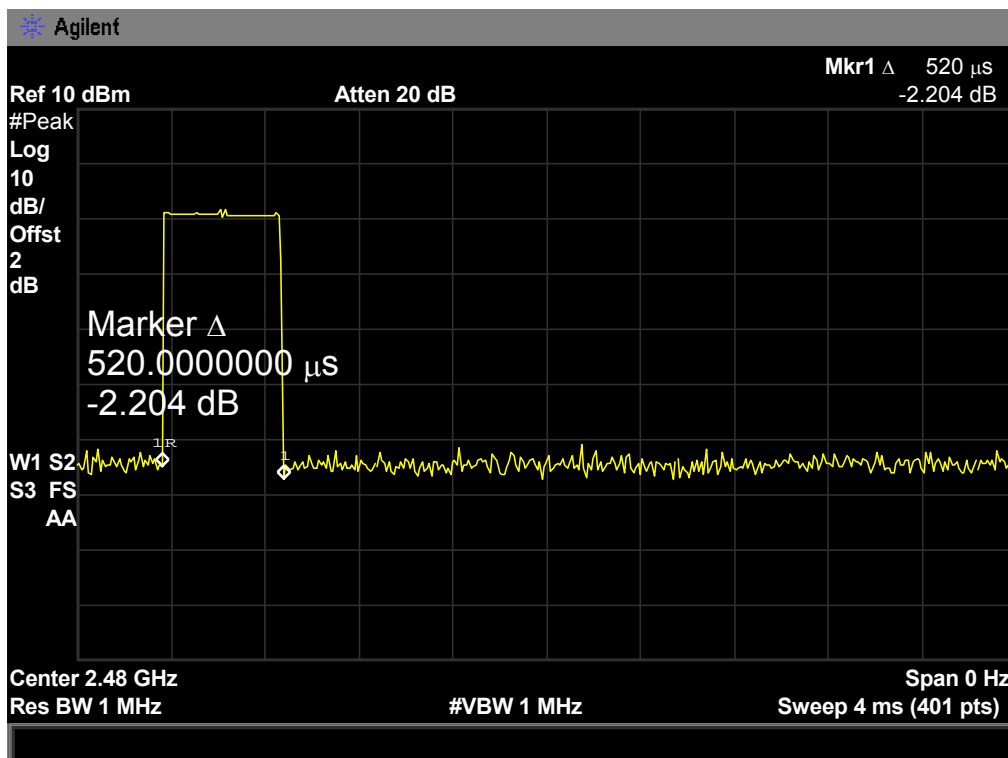
8-DPSK Hopping Mode DH1

2441 MHz



8-DPSK Hopping Mode DH1

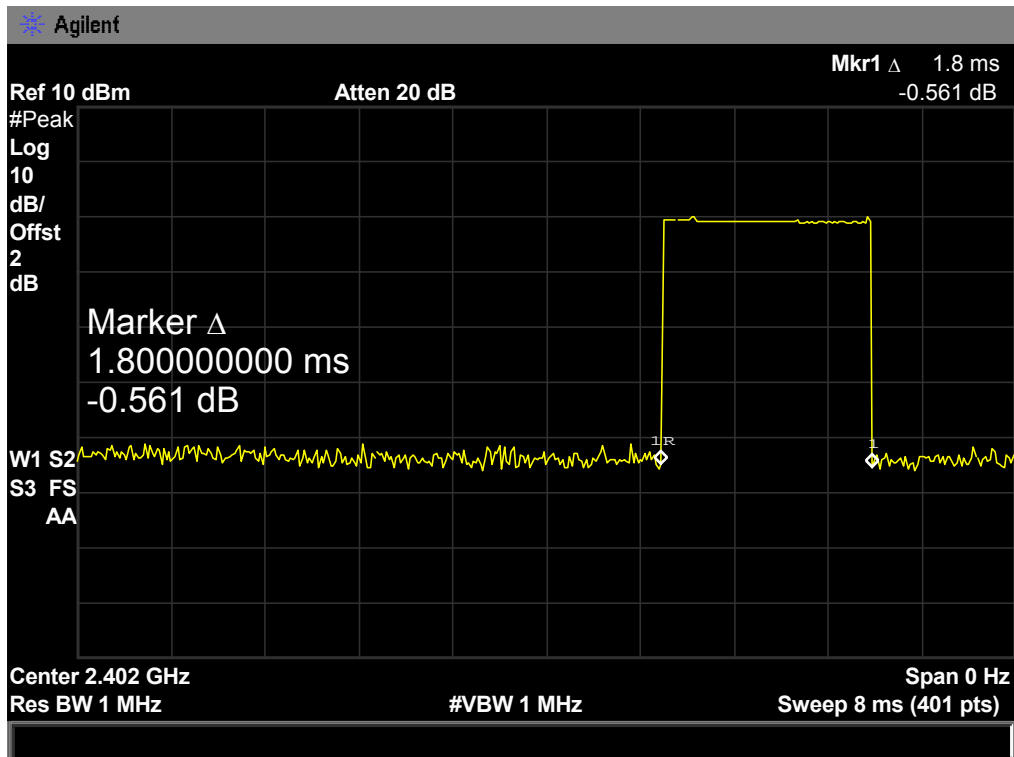
2480 MHz



EUT:	Portable Bluetooth Speaker		Model Name :	Minikin	
Temperature:	25 °C		Relative Humidity:	55%	
Test Voltage:	DC 3.7V				
Test Mode:	Hopping Mode (8-DPSK DH3)				
Channel (MHz)	Pulse Time (ms)	Total of Dwell (ms)	Period Time (s)	Limit (ms)	Result
2402	1.800	288.00	31.60	400	PASS
2441	1.800	288.00			
2480	1.800	288.00			

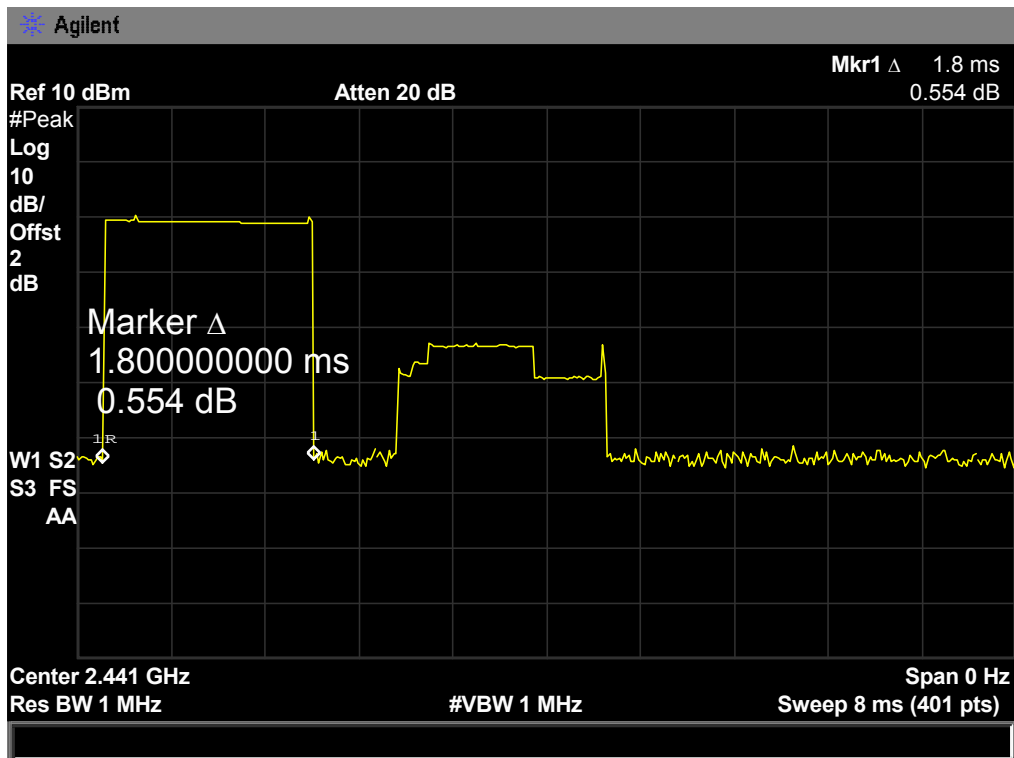
8-DPSK Hopping Mode DH3

2402 MHz



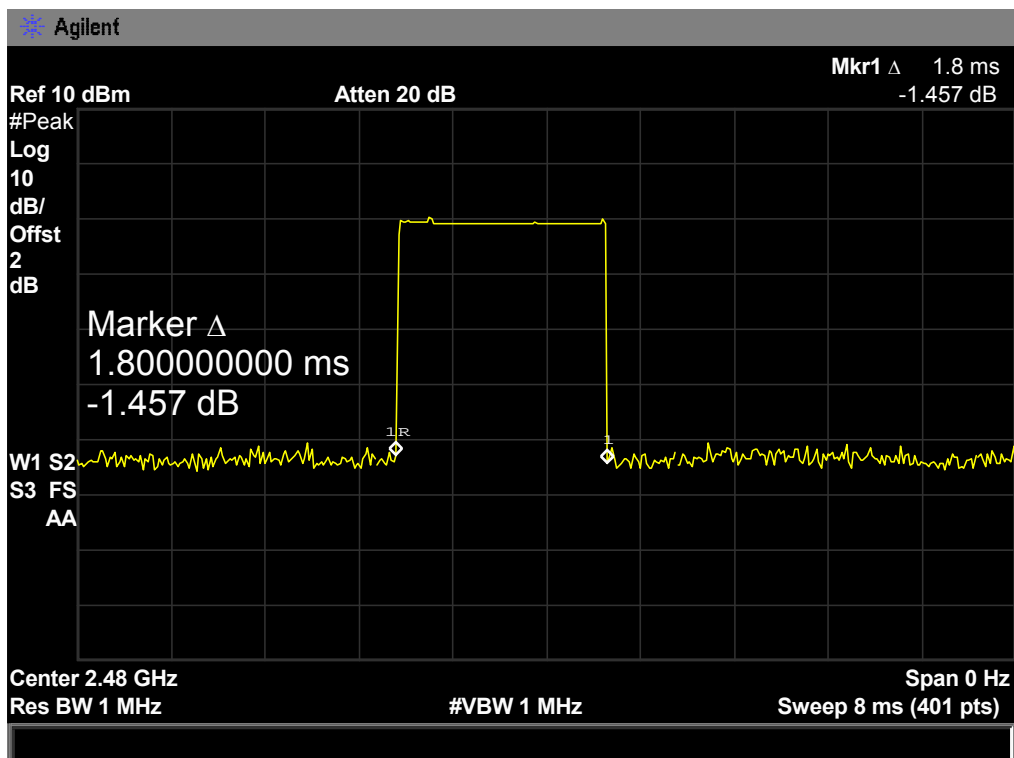
8-DPSK Hopping Mode DH3

2441 MHz



8-DPSK Hopping Mode DH3

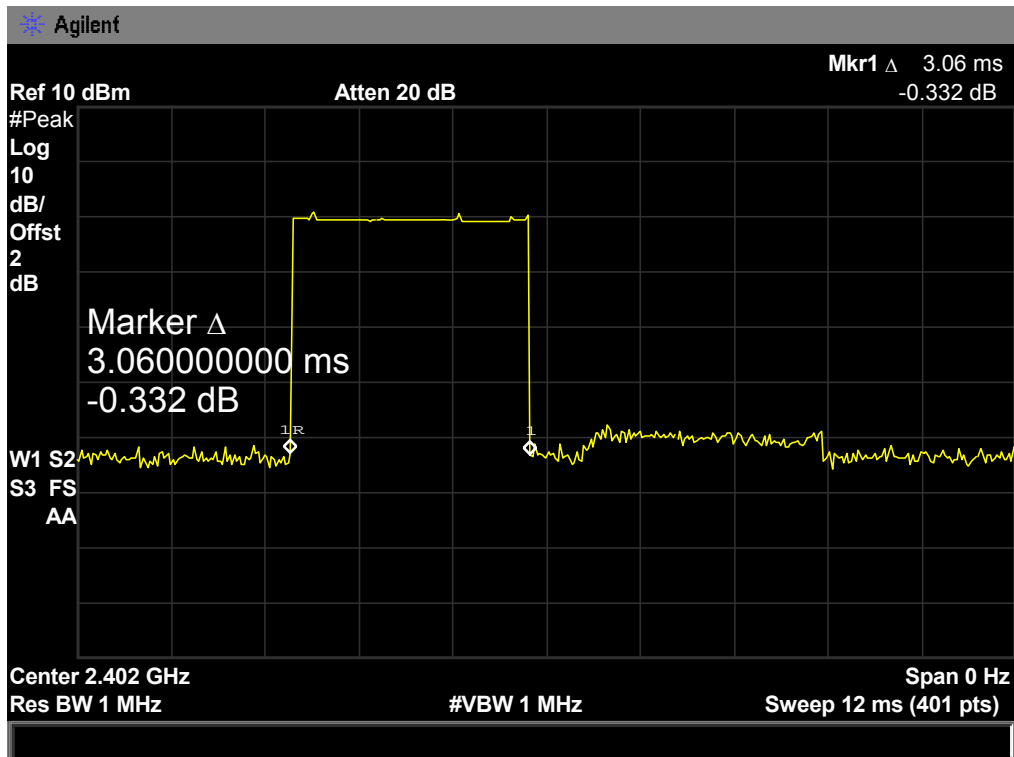
2480 MHz



EUT:	Portable Bluetooth Speaker		Model Name :	Minikin	
Temperature:	25 °C		Relative Humidity:	55%	
Test Voltage:	DC 3.7V				
Test Mode:	Hopping Mode (8-DPSK DH5)				
Channel (MHz)	Pulse Time (ms)	Total of Dwell (ms)	Period Time (s)	Limit (ms)	Result
2402	3.060	326.40	31.60	400	PASS
2441	3.060	326.40			
2480	3.060	326.40			

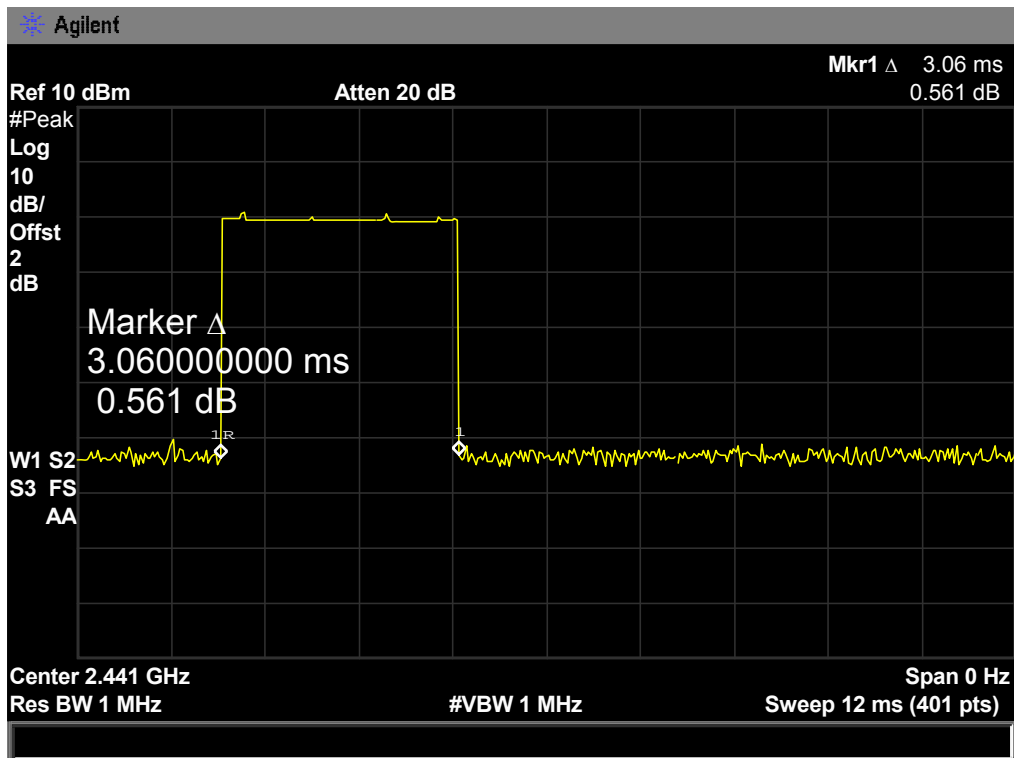
8-DPSK Hopping Mode DH5

2402 MHz



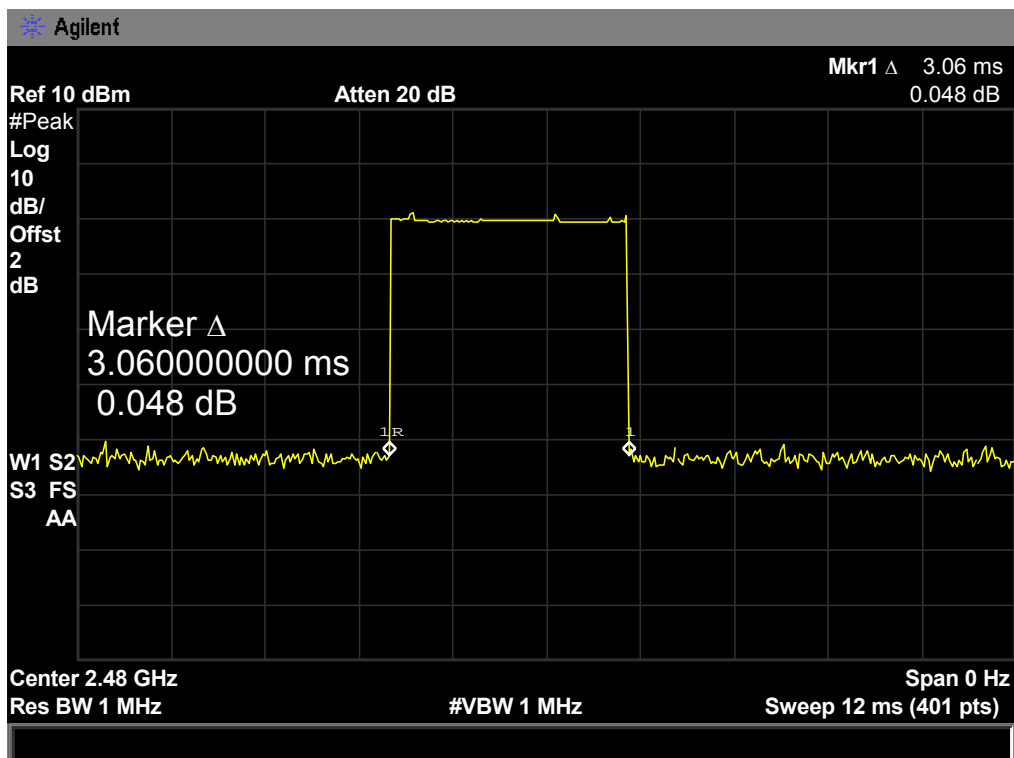
8-DPSK Hopping Mode DH5

2441 MHz



8-DPSK Hopping Mode DH5

2480 MHz



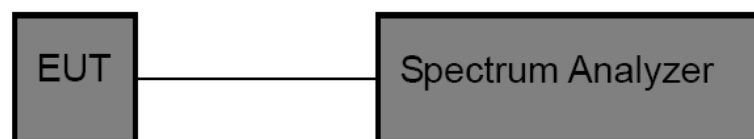
9. Channel Separation and Bandwidth Test

9.1 Test Standard and Limit

- 9.1.1 Test Standard
FCC Part 15.247
- 9.1.2 Test Limit

Test Item	Limit	Frequency Range(MHz)
Bandwidth	≤ 1 MHz (20dB bandwidth)	2400~2483.5
Channel Separation	>25 KHz or $>$ two-thirds of the 20 dB bandwidth Which is greater	2400~2483.5

9.2 Test Setup



9.3 Test Procedure

- (1) The EUT was directly connected to the spectrum analyzer and antenna output port as show in the block diagram above.
- (2) Spectrum Setting:
Channel Separation: RBW=30 kHz, VBW=100 kHz.
Bandwidth: RBW=30 kHz, VBW=100 kHz.
- (3) The bandwidth is measured at an amplitude level reduced 20dB from the reference level. The reference level is the level of the highest amplitude signal observed from the transmitter at the fundamental frequency. Once the reference level is established, the equipment is conditioned with typical modulating signal to produce the worst –case (i.e the widest) bandwidth.
- (4) Measure the channel separation the spectrum analyzer was set to Resolution Bandwidth:30 kHz, and Video Bandwidth:100 kHz. Sweep Time set auto.

9.4 EUT Operating Condition

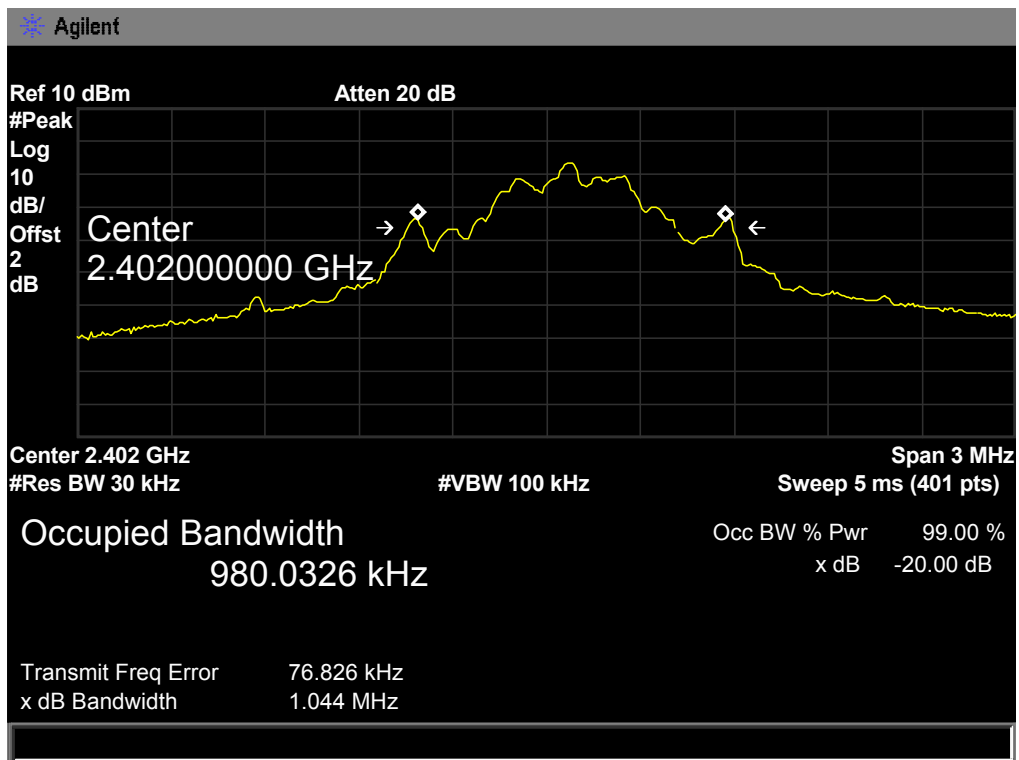
The EUT was set to the Hopping Mode for Channel Separation Test and continuously transmitting for the Bandwidth Test.

9.5 Test Data

EUT:	Portable Bluetooth Speaker	Model Name :	Minikin
Temperature:	25 °C	Relative Humidity:	55%
Test Voltage:	DC 3.7V		
Test Mode:	TX Mode (GFSK)		
Channel frequency (MHz)	99% OBW (kHz)	20dB Bandwidth (kHz)	20dB Bandwidth *2/3 (kHz)
2402	980.0326	1044.00	696.00
2441	980.7198	1044.00	696.00
2480	981.5492	1043.00	695.33

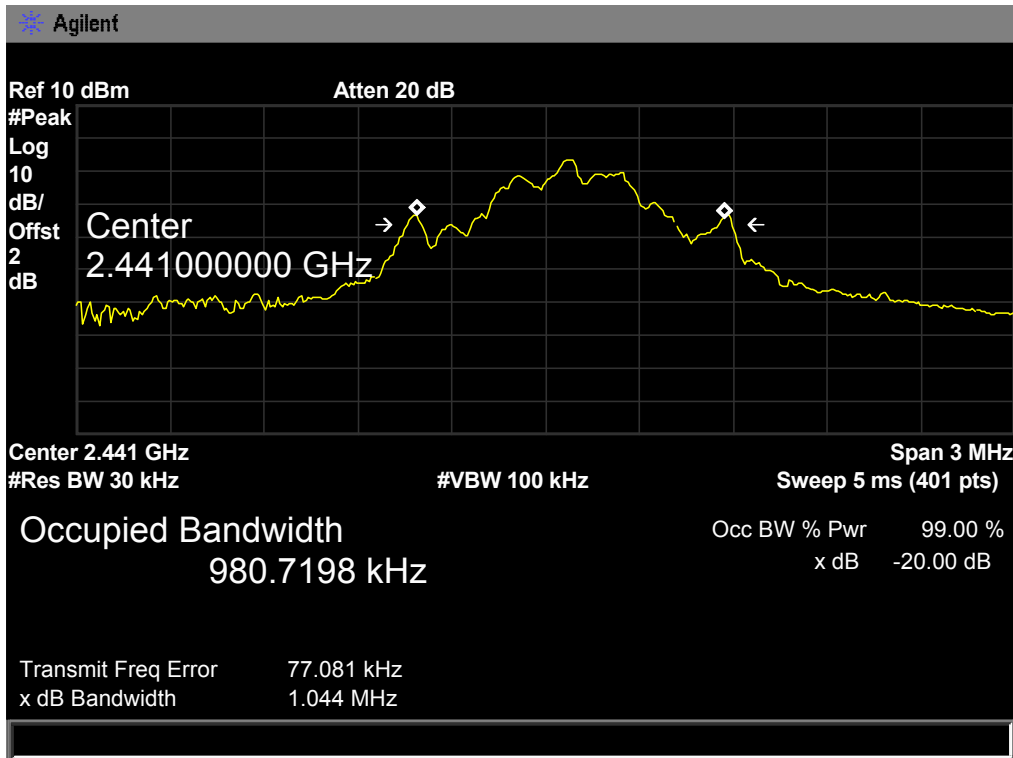
GFSK TX Mode

2402 MHz



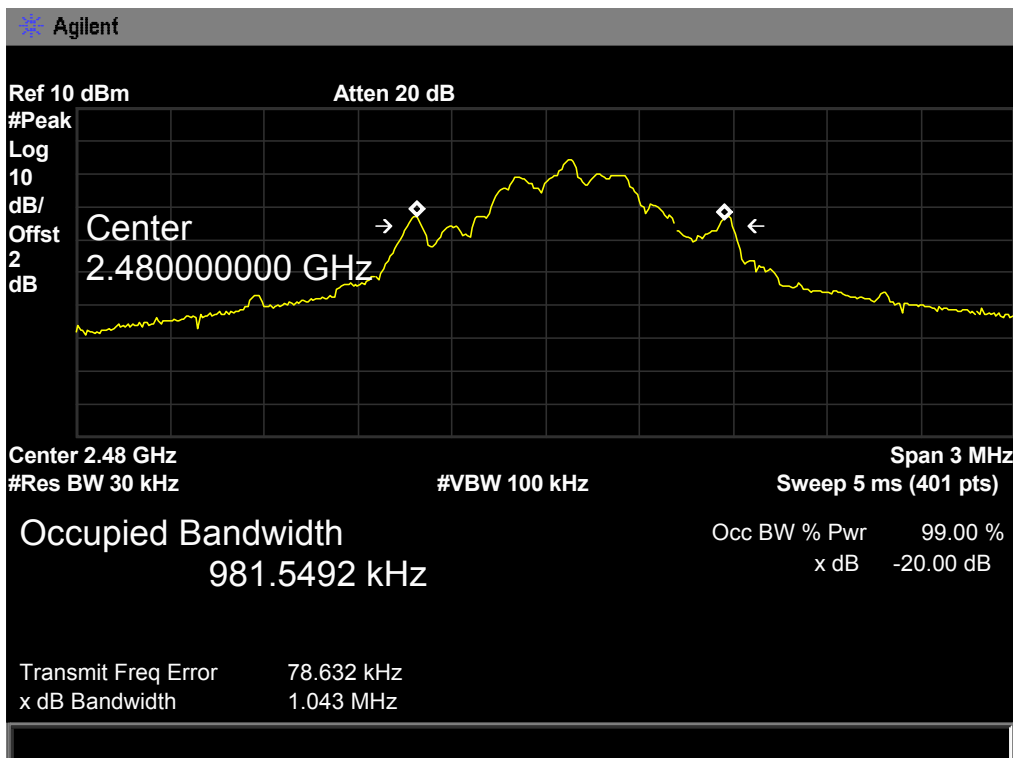
GFSK TX Mode

2441 MHz



GFSK TX Mode

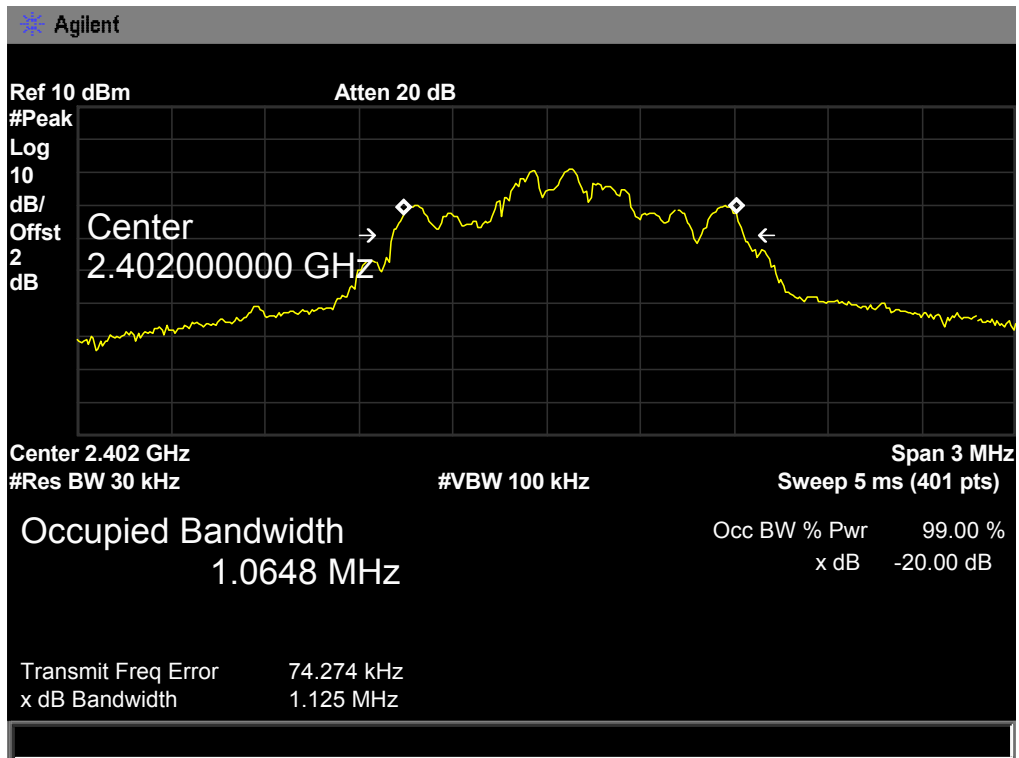
2480 MHz



EUT:	Portable Bluetooth Speaker	Model Name :	Minikin
Temperature:	25 °C	Relative Humidity:	55%
Test Voltage:	DC 3.7V		
Test Mode:	TX Mode (π /4-DQPSK)		
Channel frequency (MHz)	99% OBW (kHz)	20dB Bandwidth (kHz)	20dB Bandwidth *2/3 (kHz)
2402	1064.80	1125.00	750.00
2441	1066.50	1122.00	748.00
2480	1064.90	1124.00	749.33

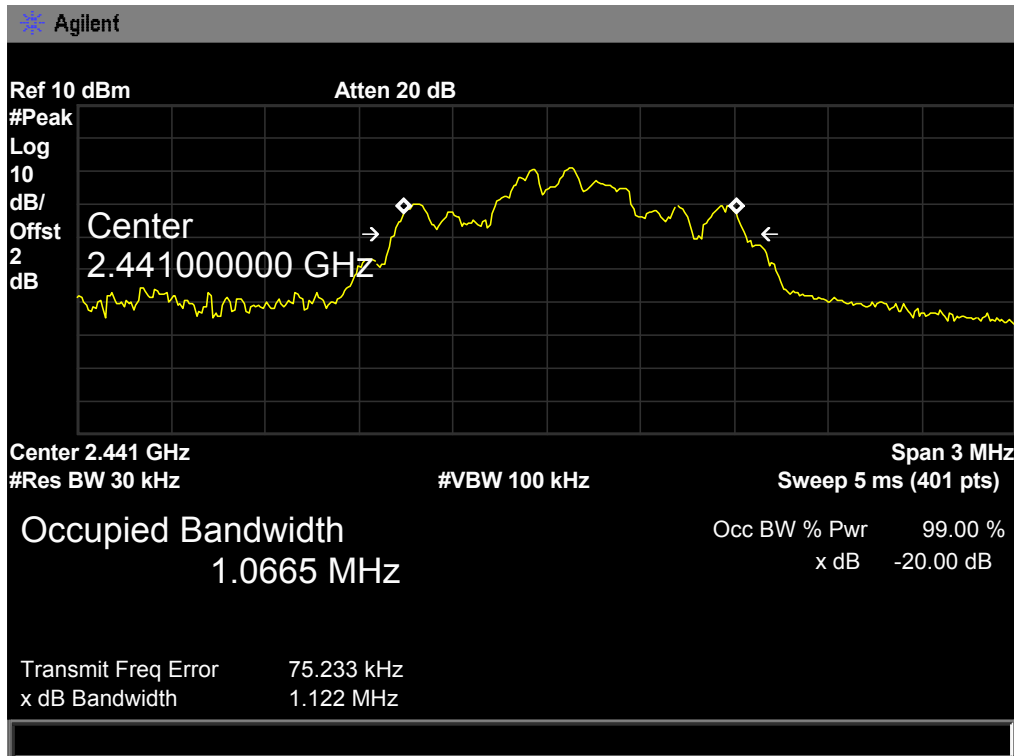
π /4-DQPSK TX Mode

2402 MHz



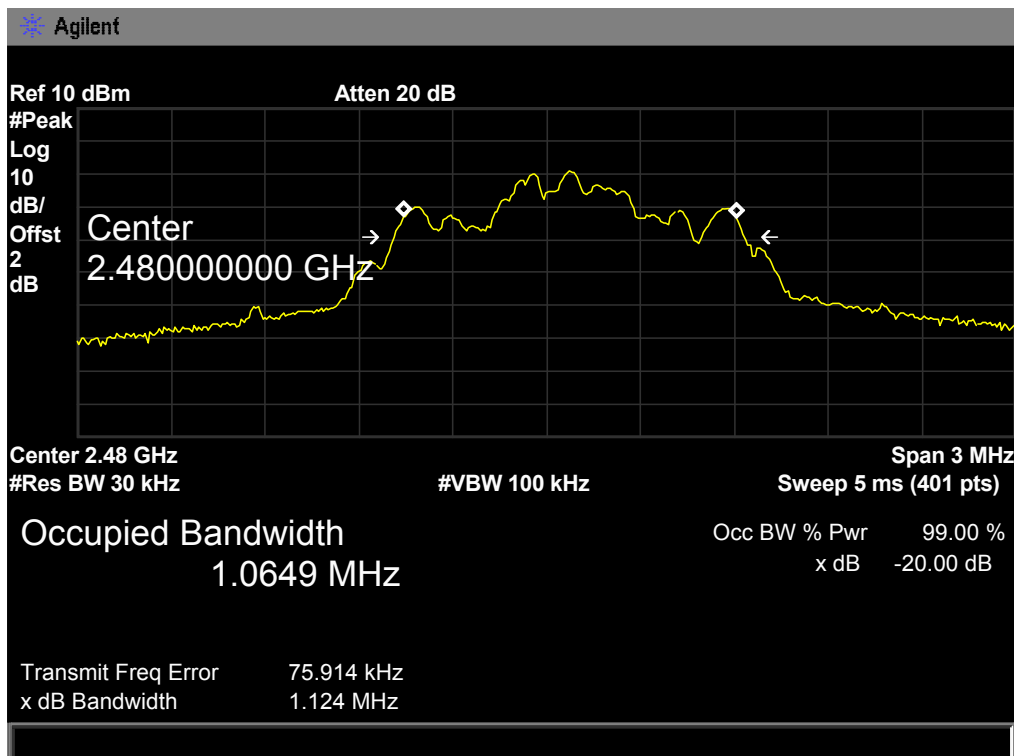
$\pi/4$ -DQPSK TX Mode

2441 MHz



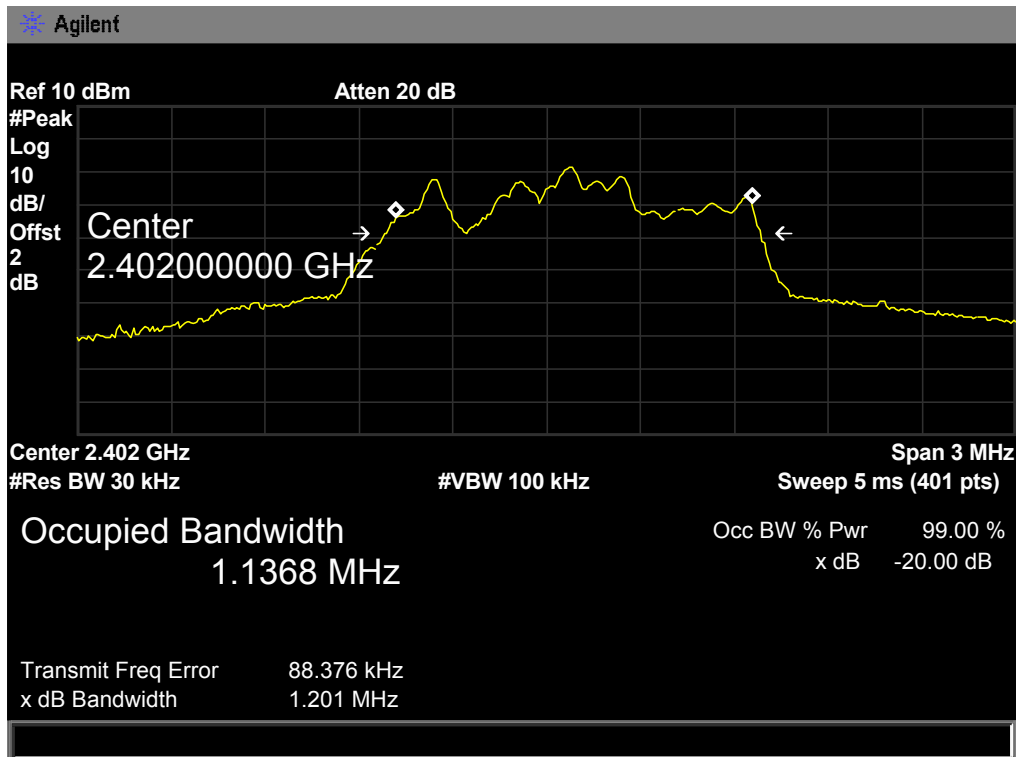
$\pi/4$ -DQPSK TX Mode

2480 MHz



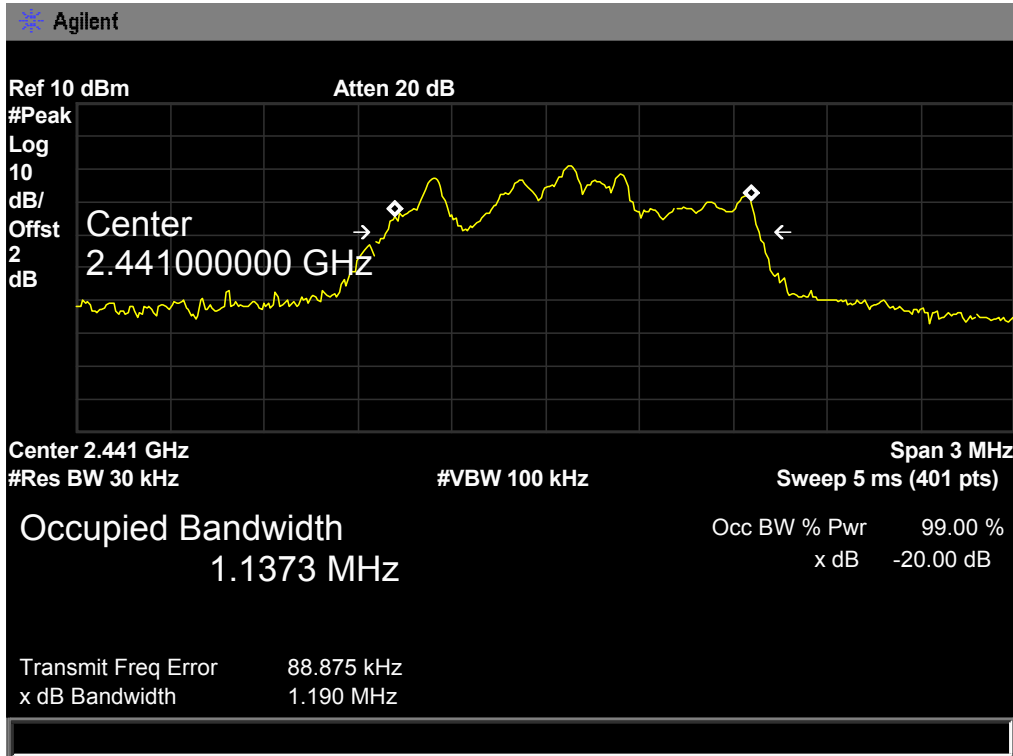
EUT:	Portable Bluetooth Speaker	Model Name :	Minikin
Temperature:	25 °C	Relative Humidity:	55%
Test Voltage:	DC 3.7V		
Test Mode:	TX Mode (8-DPSK)		
Channel frequency (MHz)	99% OBW (kHz)	20dB Bandwidth (kHz)	20dB Bandwidth *2/3 (kHz)
2402	1136.80	1201.00	800.67
2441	1137.30	1190.00	793.33
2480	1136.70	1199.00	799.33

**8-DPSK TX Mode
2402 MHz**



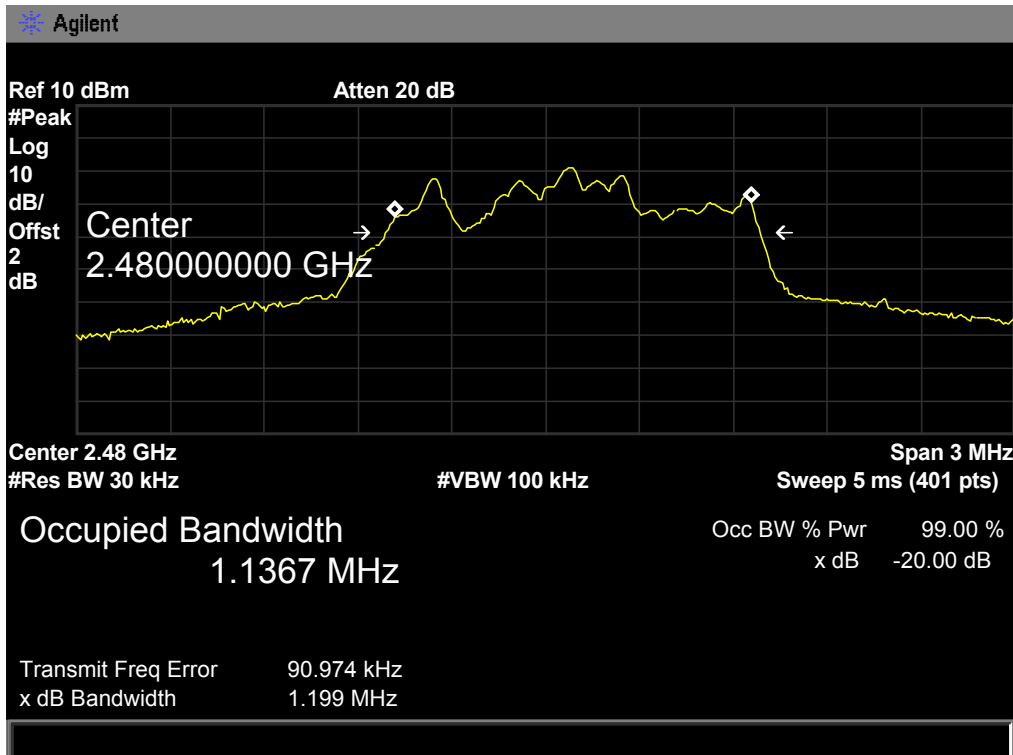
8-DPSK TX Mode

2441 MHz



8-DPSK TX Mode

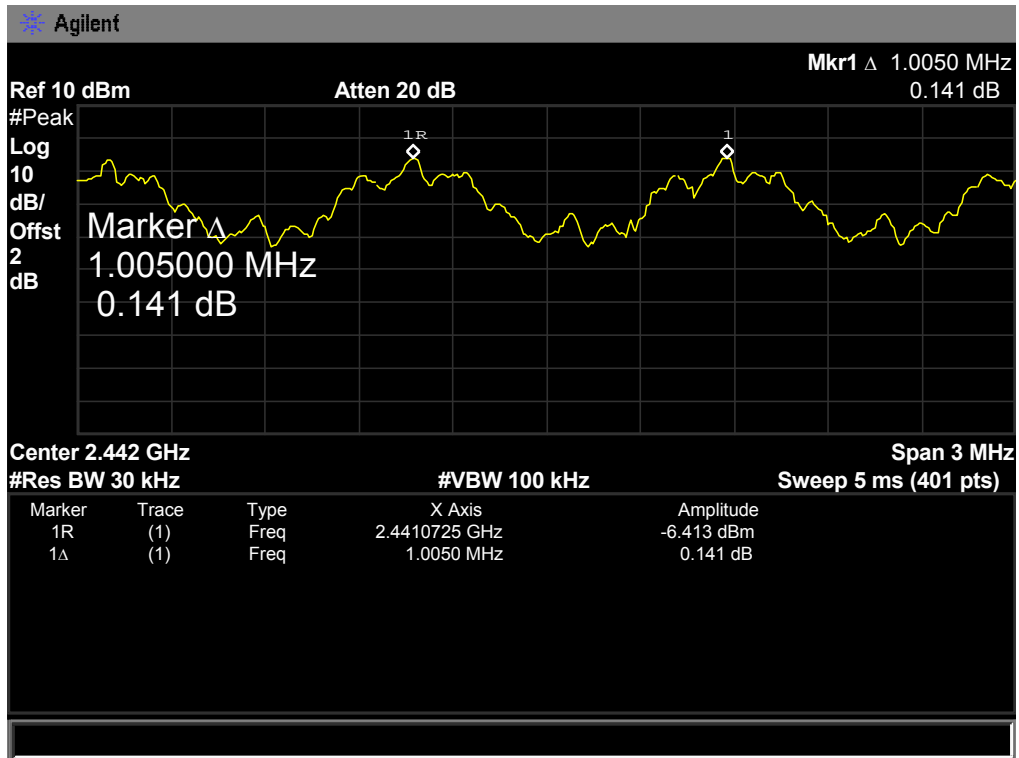
2480 MHz



EUT:	Portable Bluetooth Speaker	Model Name :	Minikin															
Temperature:	25 °C	Relative Humidity:	55%															
Test Voltage:	DC 3.7V																	
Test Mode:	Hopping Mode (GFSK)																	
Channel frequency (MHz)	Separation Read Value (kHz)	Separation Limit (kHz)																
2402	1005.00	696.00																
2441	1005.00	696.00																
2480	1005.00	695.33																
GFSK Hopping Mode																		
2402 MHz																		
<p>The screenshot shows a spectrum analyzer interface with a yellow trace. A marker is placed at 1.005000 MHz with an amplitude of 0.32 dB. The center frequency is 2.402 GHz and the span is 3 MHz. The resolution bandwidth is 30 kHz and the video bandwidth is 100 kHz. The sweep time is 5 ms (401 points). The reference level is 10 dBm and the attenuation is 20 dB. The marker type is 1R and 1Δ.</p> <table border="1"> <thead> <tr> <th>Marker</th> <th>Trace</th> <th>Type</th> <th>X Axis</th> <th>Amplitude</th> </tr> </thead> <tbody> <tr> <td>1R</td> <td>(1)</td> <td>Freq</td> <td>2.4020725 GHz</td> <td>-6.13 dBm</td> </tr> <tr> <td>1Δ</td> <td>(1)</td> <td>Freq</td> <td>1.0050 MHz</td> <td>0.32 dB</td> </tr> </tbody> </table>				Marker	Trace	Type	X Axis	Amplitude	1R	(1)	Freq	2.4020725 GHz	-6.13 dBm	1Δ	(1)	Freq	1.0050 MHz	0.32 dB
Marker	Trace	Type	X Axis	Amplitude														
1R	(1)	Freq	2.4020725 GHz	-6.13 dBm														
1Δ	(1)	Freq	1.0050 MHz	0.32 dB														

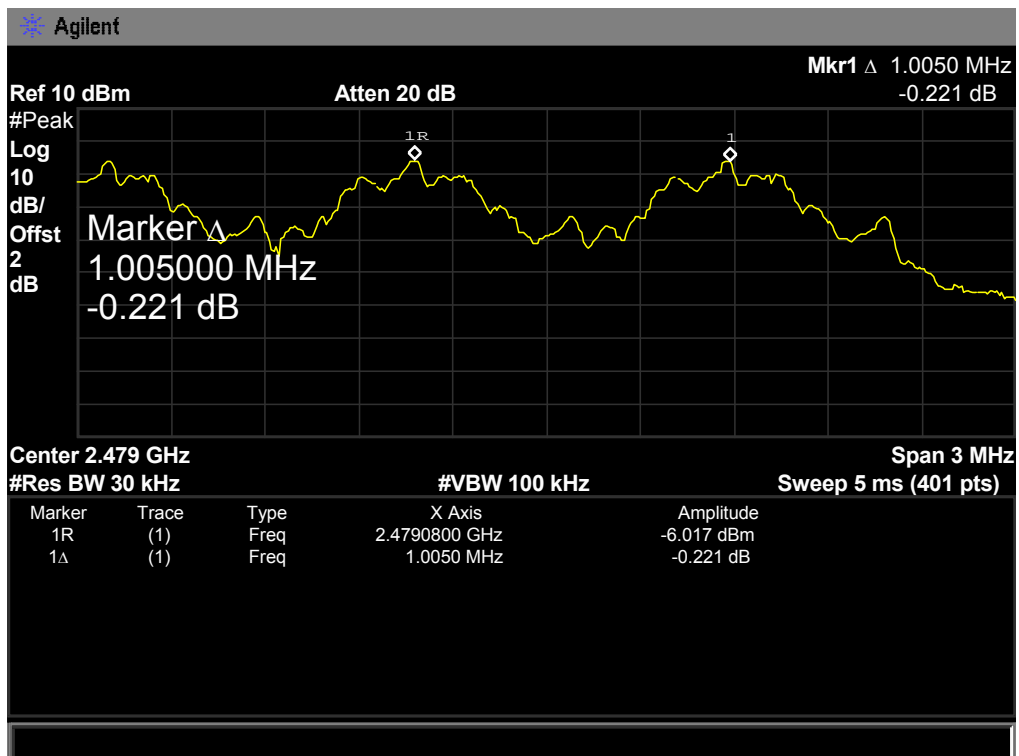
GFSK Hopping Mode

2441 MHz



GFSK Hopping Mode

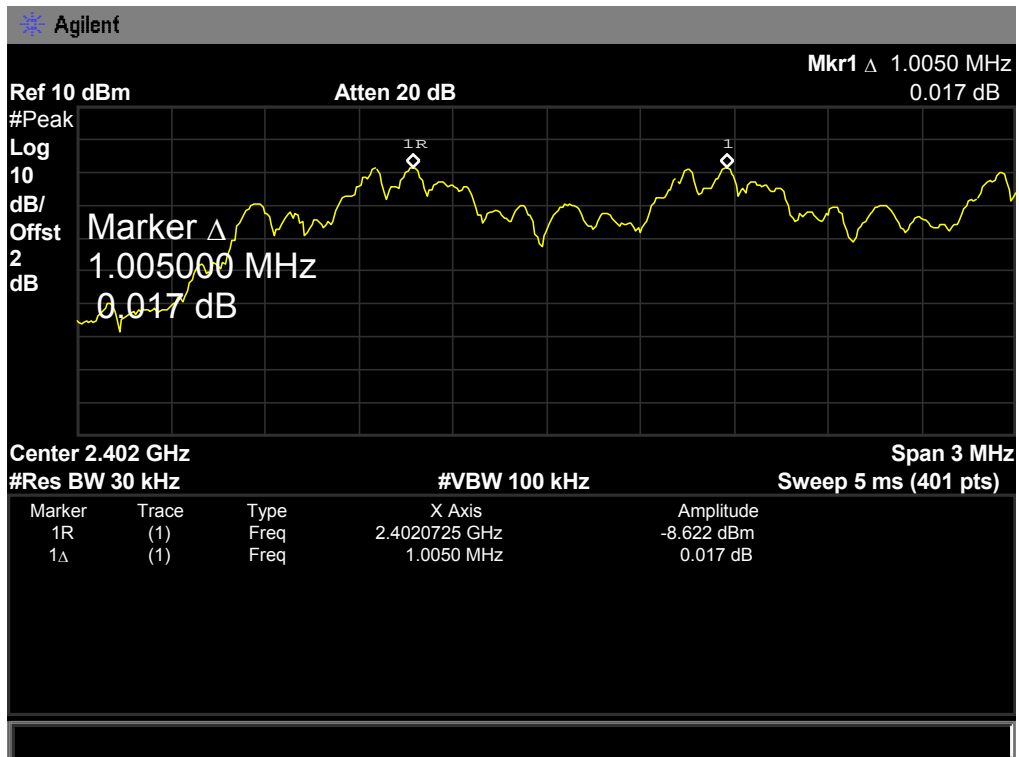
2480 MHz



EUT:	Portable Bluetooth Speaker	Model Name :	Minikin
Temperature:	25 °C	Relative Humidity:	55%
Test Voltage:	DC 3.7V		
Test Mode:	Hopping Mode ($\pi/4$ -DQPSK)		
Channel frequency (MHz)	Separation Read Value (kHz)	Separation Limit (kHz)	
2402	1005.00	750.00	
2441	1005.00	748.00	
2480	1005.00	749.33	

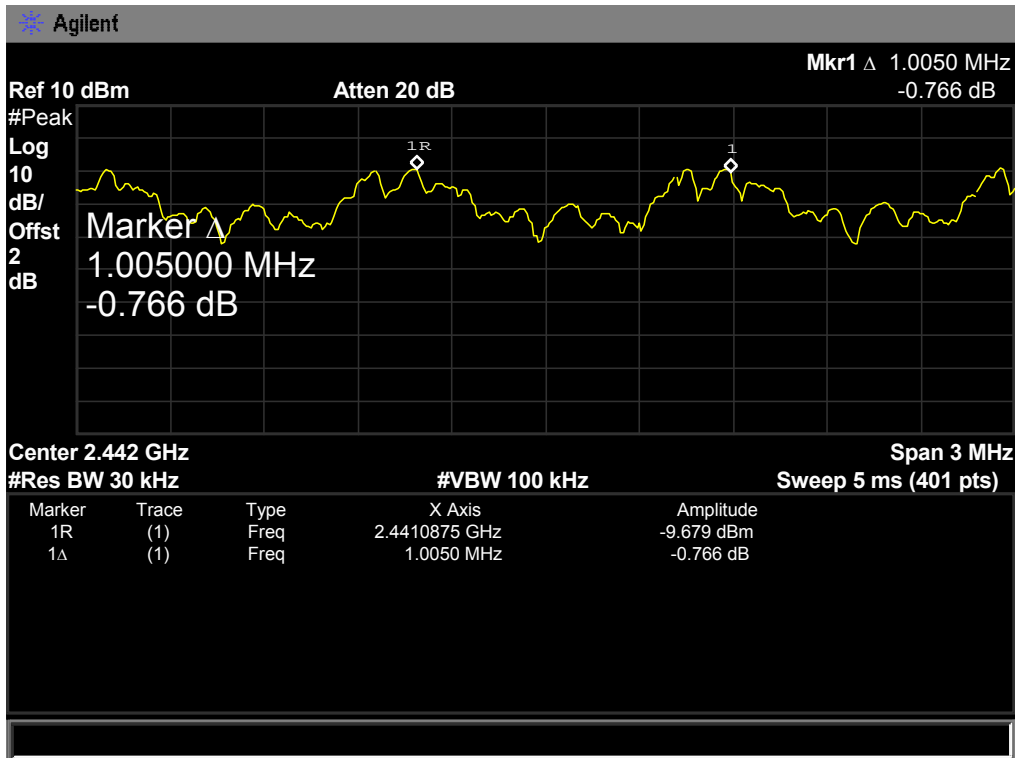
$\pi/4$ -DQPSK Hopping Mode

2402 MHz



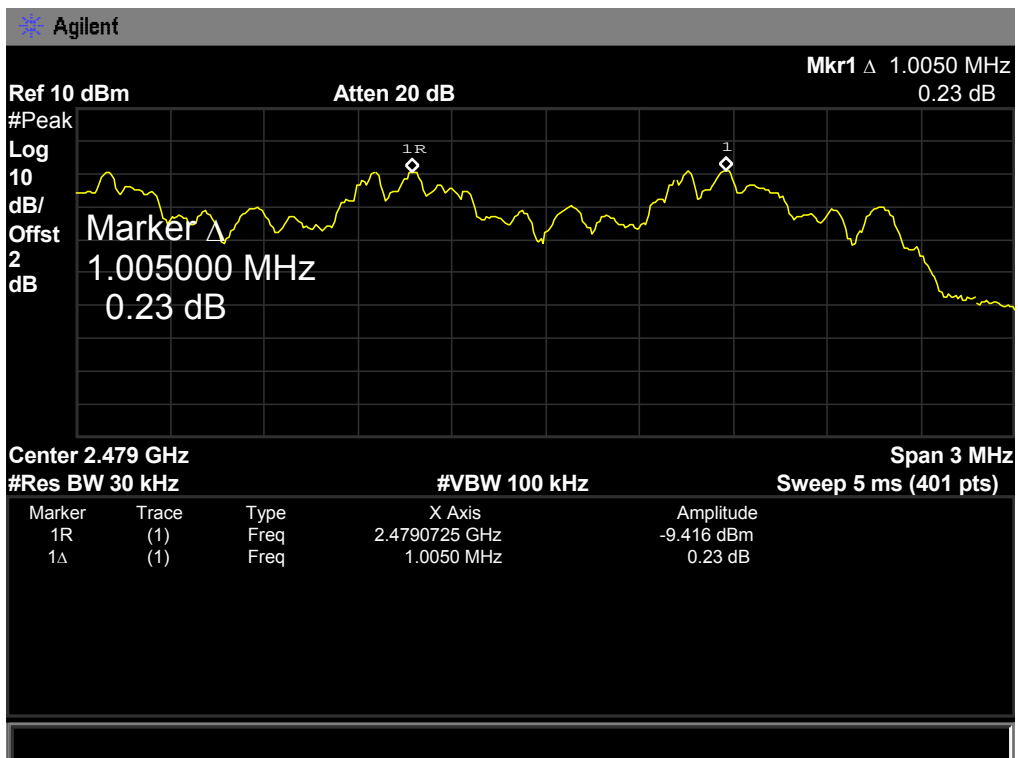
$\pi/4$ -DQPSK Hopping Mode

2441 MHz



$\pi/4$ -DQPSK Hopping Mode

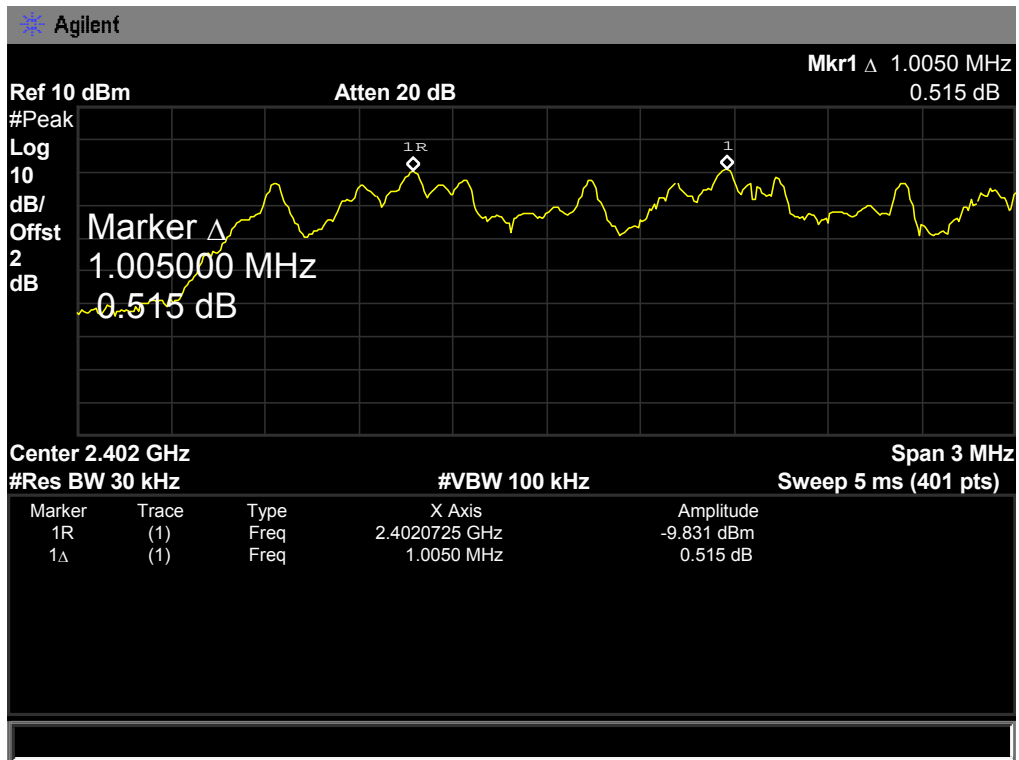
2480 MHz



EUT:	Portable Bluetooth Speaker	Model Name :	Minikin
Temperature:	25 °C	Relative Humidity:	55%
Test Voltage:	DC 3.7V		
Test Mode:	Hopping Mode (8-DPSK)		
Channel frequency (MHz)	Separation Read Value (kHz)	Separation Limit (kHz)	
2402	1005.00	800.67	
2441	1005.00	793.33	
2480	1005.00	799.33	

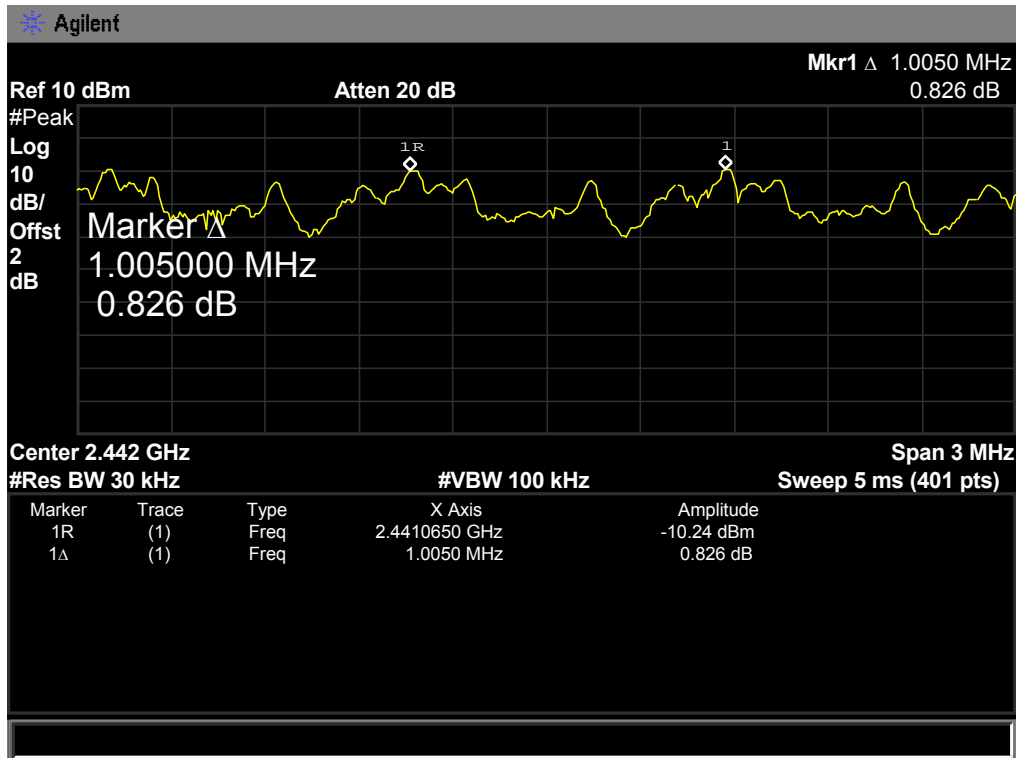
8-DPSK Hopping Mode

2402 MHz



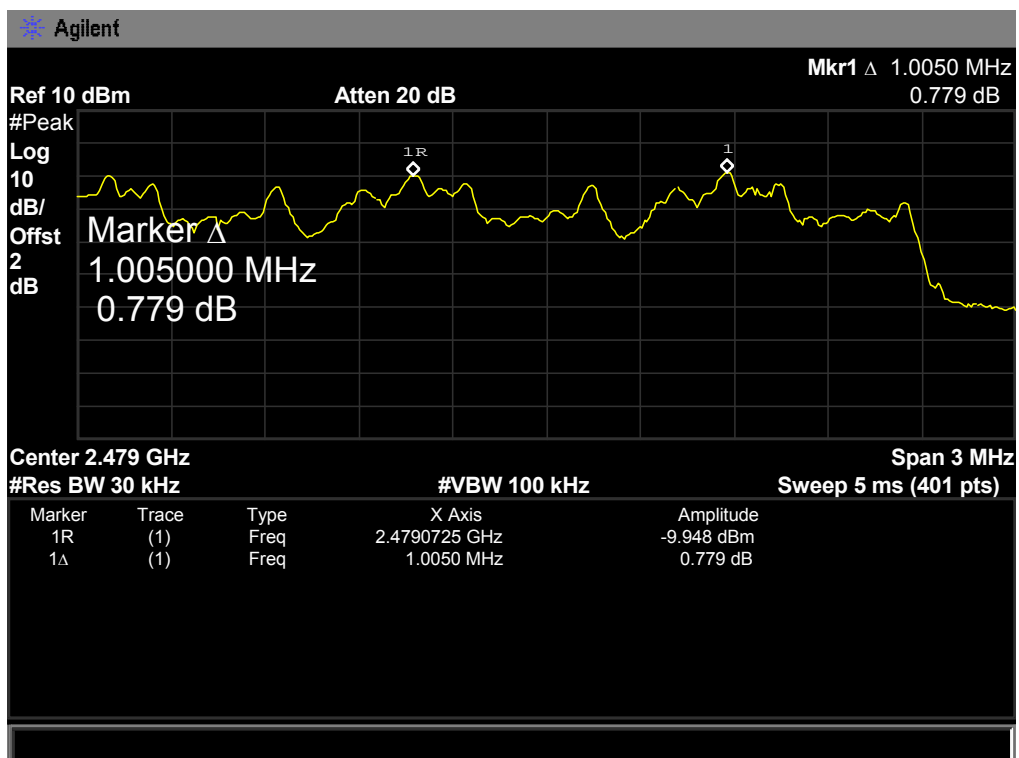
8-DPSK Hopping Mode

2441 MHz



8-DPSK Hopping Mode

2480 MHz



10. Peak Output Power Test

10.1 Test Standard and Limit

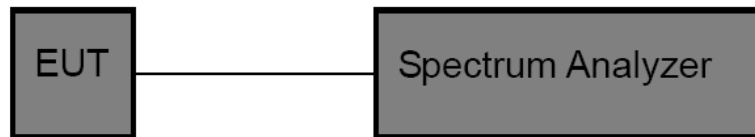
10.1.1 Test Standard

FCC Part 15.247 (b) (1)

10.1.2 Test Limit

Test Item	Limit	Frequency Range(MHz)
Peak Output Power	Hopping Channels>75 Power<1W(30dBm) Other <125 mW(21dBm)	2400~2483.5

10.2 Test Setup



10.3 Test Procedure

- (1) The EUT was directly connected to the spectrum analyzer and antenna output port as show in the block diagram above.
- (2) Spectrum Setting:
 Peak Detector: RBW=1 MHz, VBW=3 MHz for bandwidth less than 1MHz.
 RBW=3 MHz, VBW=3 MHz for bandwidth more than 1MHz.

10.4 EUT Operating Condition

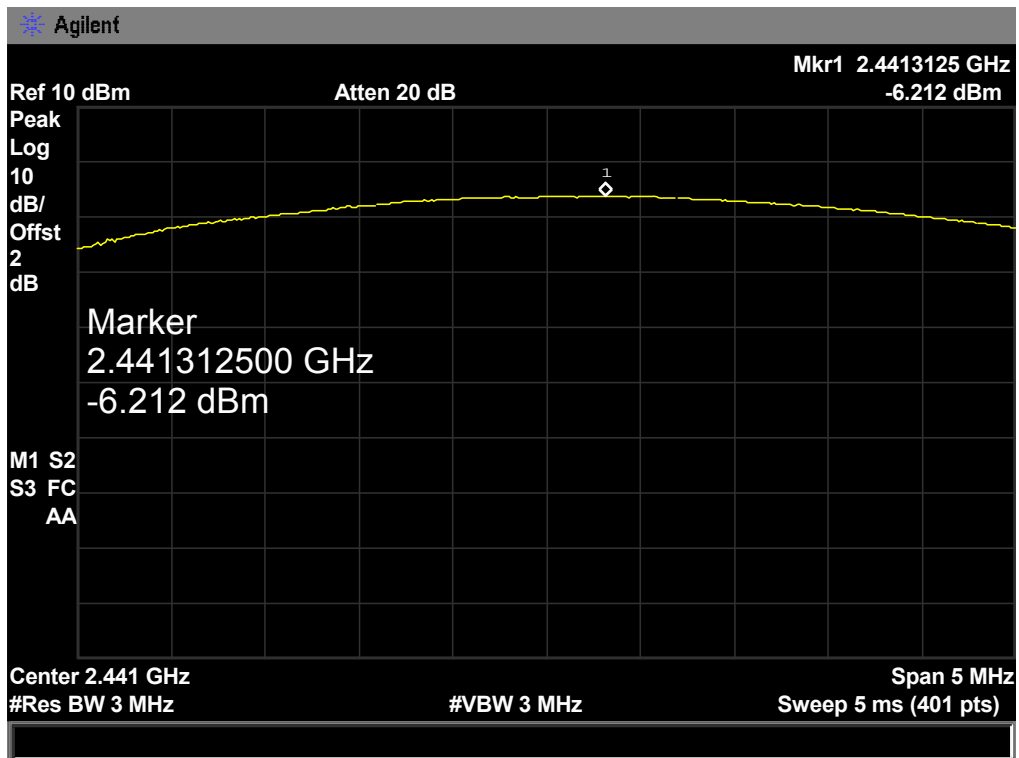
The EUT was set to continuously transmitting in the max power during the test.

10.5 Test Data

EUT:	Portable Bluetooth Speaker	Model Name :	Minikin
Temperature:	25 °C	Relative Humidity:	55%
Test Voltage:	DC 3.7V		
Test Mode:	TX Mode (GFSK)		
Channel frequency (MHz)	Test Result (dBm)	Limit (dBm)	
2402	-6.557	21	
2441	-6.212		
2480	-6.674		
GFSK TX Mode			
2402 MHz			
<p>Agilent Ref 10 dBm Atten 20 dB Mkr1 2.4022500 GHz Peak -6.557 dBm Log 10 dB/ Offst 2 dB Marker 2.402250000 GHz -6.557 dBm M1 S2 S3 FC AA Center 2.402 GHz Span 5 MHz #Res BW 3 MHz #VBW 3 MHz Sweep 5 ms (401 pts)</p>			

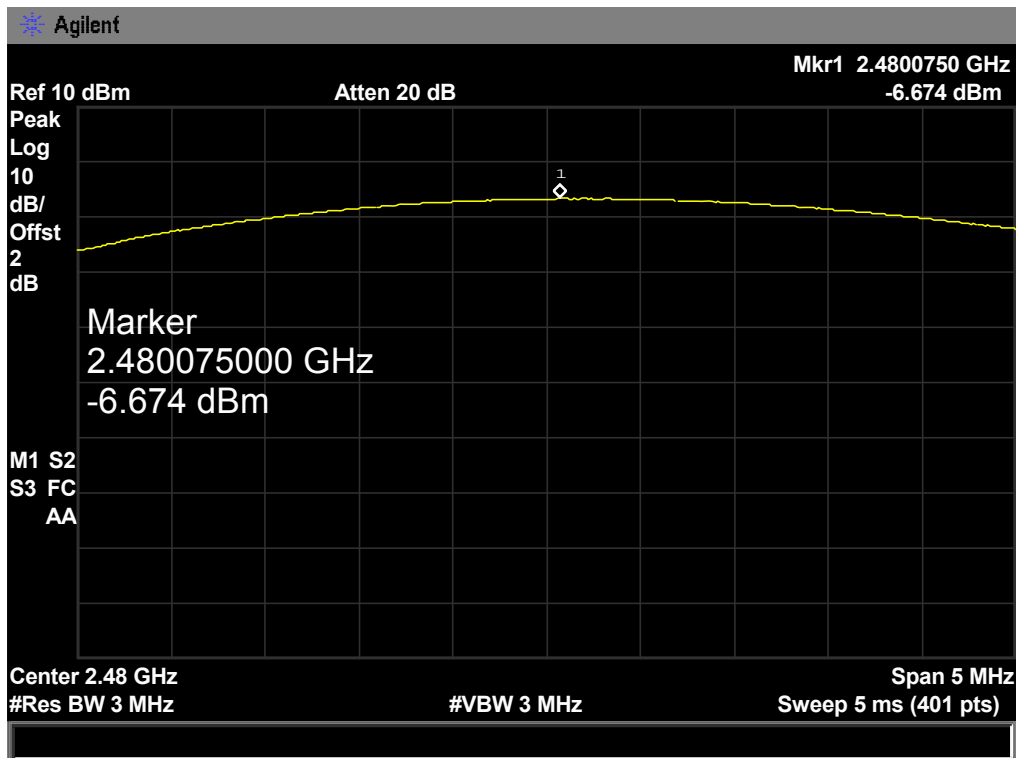
GFSK TX Mode

2441 MHz



GFSK TX Mode

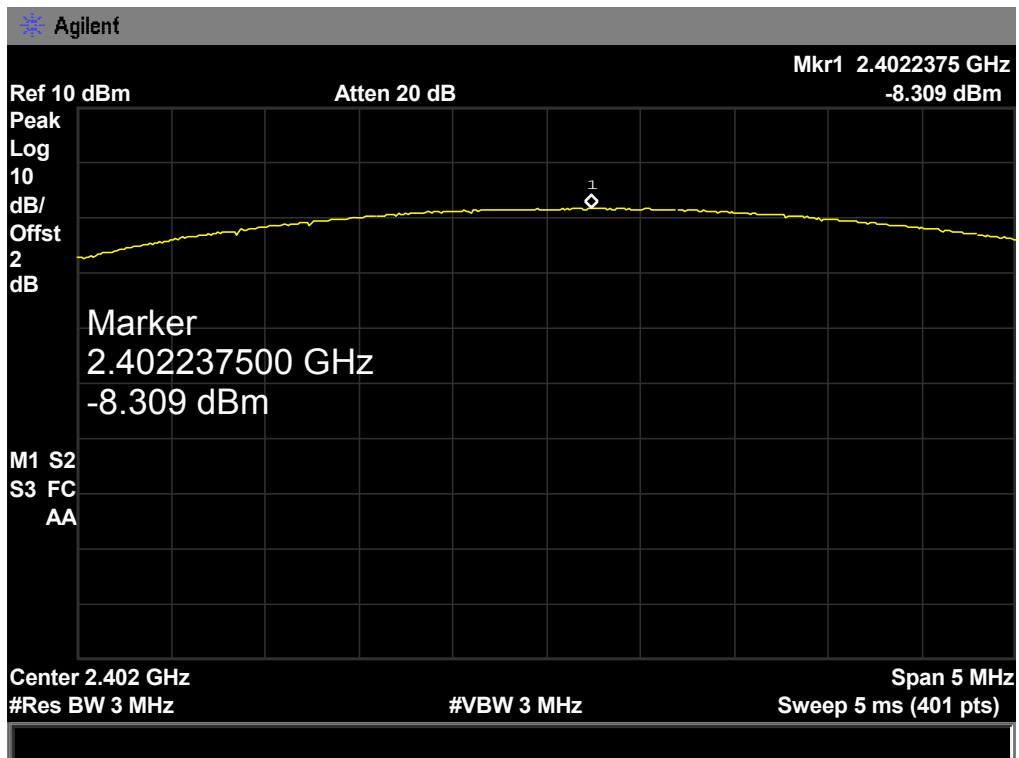
2480 MHz



EUT:	Portable Bluetooth Speaker	Model Name :	Minikin
Temperature:	25 °C	Relative Humidity:	55%
Test Voltage:	DC 3.7V		
Test Mode:	TX Mode ($\pi/4$ -DQPSK)		
Channel frequency (MHz)	Test Result (dBm)	Limit (dBm)	
2402	-8.309	21	
2441	-7.128		
2480	-8.102		

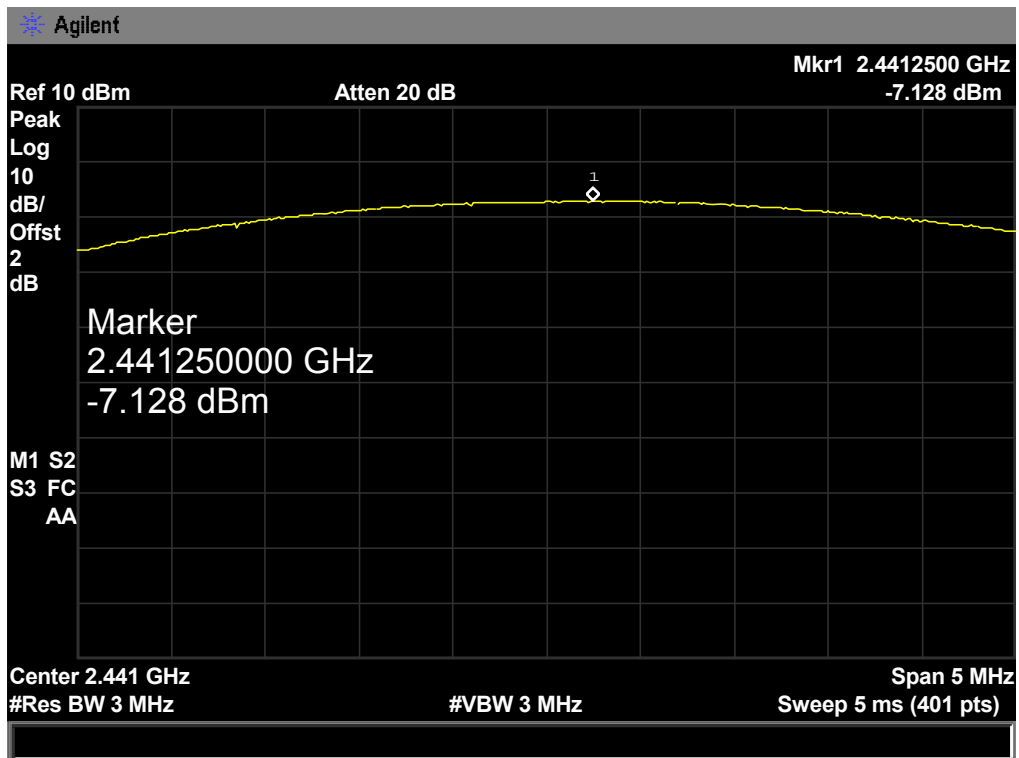
$\pi/4$ -DQPSK TX Mode

2402 MHz



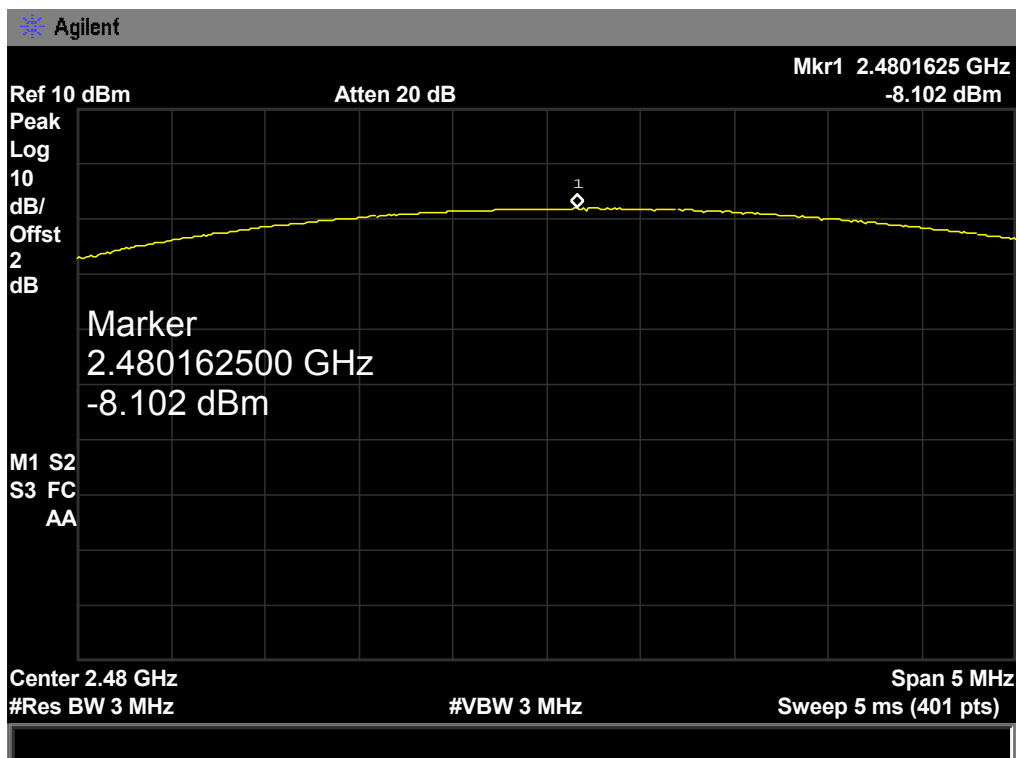
$\pi/4$ -DQPSK TX Mode

2441 MHz



$\pi/4$ -DQPSK TX Mode

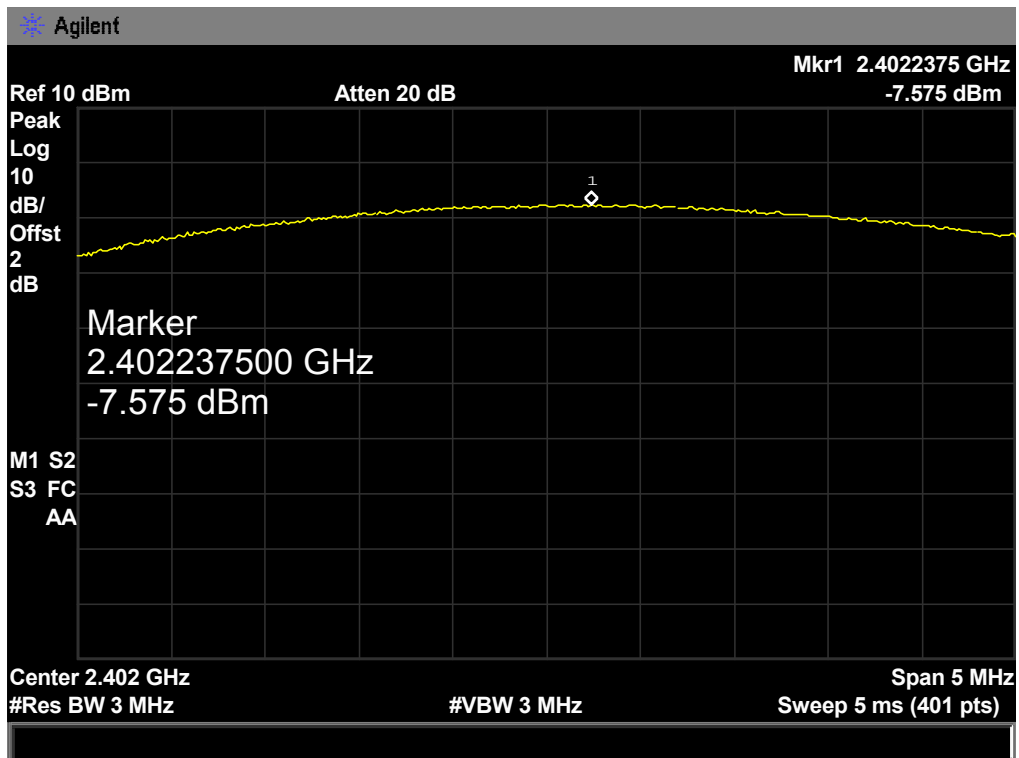
2480 MHz



EUT:	Portable Bluetooth Speaker	Model Name :	Minikin
Temperature:	25 °C	Relative Humidity:	55%
Test Voltage:	DC 3.7V		
Test Mode:	TX Mode (8-DPSK)		
Channel frequency (MHz)	Test Result (dBm)	Limit (dBm)	
2402	-7.575	21	
2441	-8.323		
2480	-8.233		

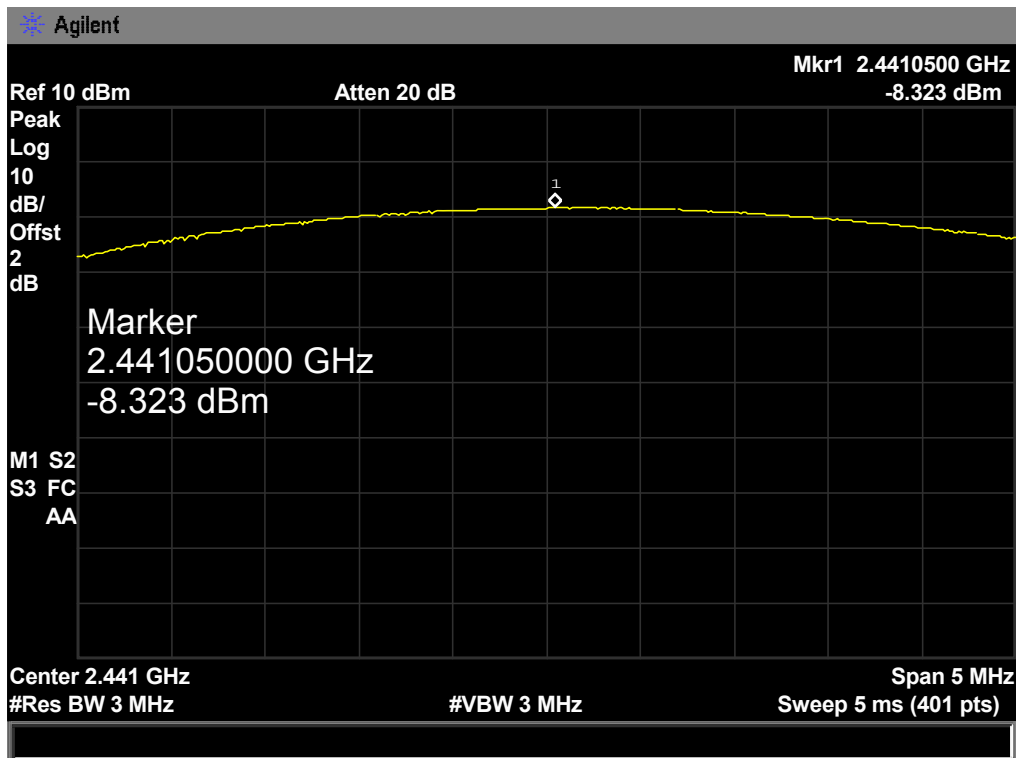
8-DPSK TX Mode

2402 MHz



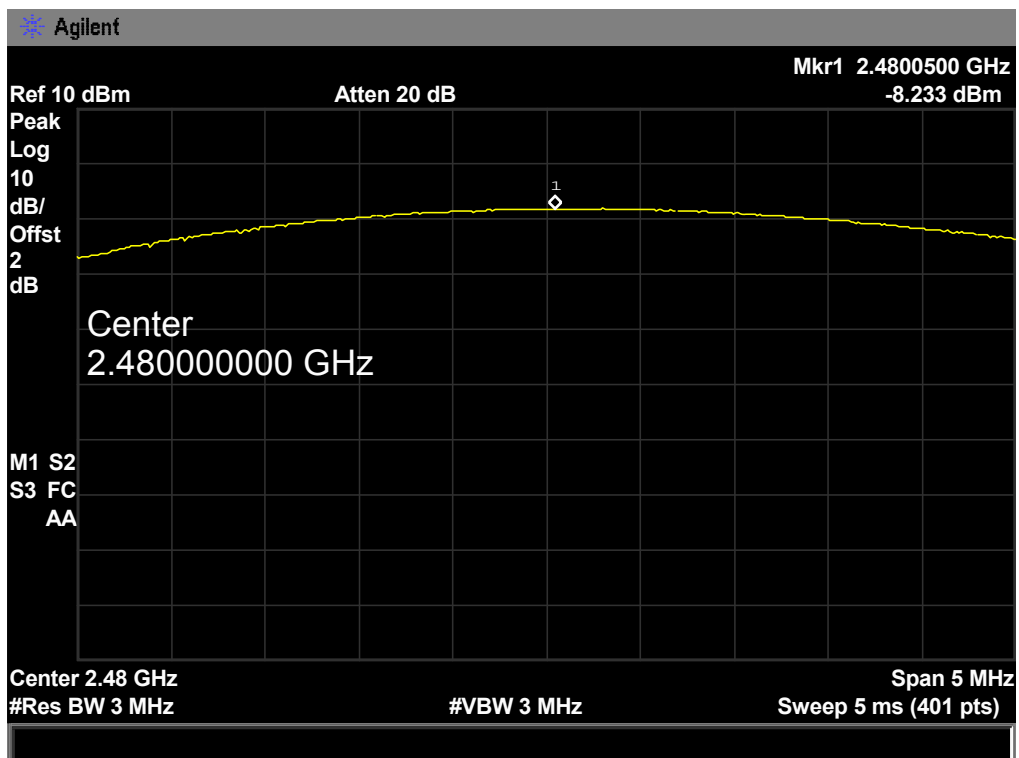
8-DPSK TX Mode

2441 MHz



8-DPSK TX Mode

2480 MHz



11. Antenna Requirement

11.1 Standard Requirement

11.1.1 Standard

FCC Part 15.203

11.1.2 Requirement

An intentional radiator shall be designed to ensure that no antenna other than that furnished by the responsible party shall be used with the device. The use of a permanently attached antenna or of an antenna that uses a unique coupling to the intentional radiator shall be considered sufficient to comply with the provisions of this Section. The manufacturer may design the unit so that a broken antenna can be replaced by the user, but the use of a standard antenna jack or electrical connector is prohibited.

11.2 Antenna Connected Construction

The directional gains of the antenna used for transmitting is 0 dBi, and the antenna connector is de-signed with permanent attachment and no consideration of replacement. Please see the EUT photo for details.

Result

The EUT antenna is a PCB Antenna. It complies with the standard requirement.

Antenna Type
<input checked="" type="checkbox"/> Permanent attached antenna
<input type="checkbox"/> Unique connector antenna
<input type="checkbox"/> Professional installation antenna