

tzumi



SpectraSound™ LED Bulb & Speaker



User Guide

PRODUCT OVERVIEW

The TZUMI® LED SmartBulb and Speaker lets you transform your surroundings with lights and music using your smartphone or tablet. Downloadable free app allows the user to turn bulb ON/OFF, change color, brighter, dim and more. The bulb is energy efficient and lasts over 30,000 hours.

Easy to install, fits into any standard socket. Supports iOS and Android devices.



INSTALL APP

Download and install FREE app - **spectra bulb**.

- Supports iPhone 4s and later with iOS 7.0 and later versions
- Supports Android 2.3.3 and later.



INSTALL LED SMARTBULB

Turn off the power supply before installing the SmartBulb. It can be installed anywhere there is a standard light socket (ceiling, wall or table lamp). It can also be used as a nightlight once you adjust the brightness.

1

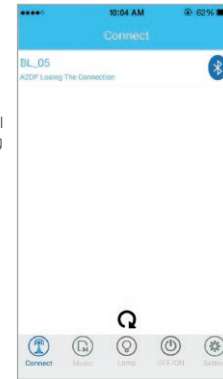
PAIRING THE LED SMARTBULB TO BLUETOOTH DEVICE

Make sure the Bluetooth function is available on your device. Specific pairing procedures will be different depending on different device.

For detailed information, please refer to the User Guide of your device(s).

- After a successful pairing, devices will memorize each. Therefore, no pairing will be needed next time.

1. Keep the distance between the device and the LED SmartBulb within 3 feet (for pairing only).
2. Make sure your LED SmartBulb is installed and on.
3. Activate the Bluetooth function of the device to search for the Bluetooth devices. After finishing the search, select "spectra bulb" in the device list displayed.
4. Launch the app and tap on the Connect tab located on the bottom of the screen. Select "spectra bulb" to connect.
5. Your LED SmartBulb is ready for use.

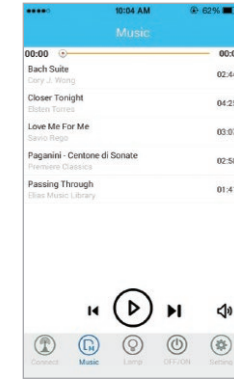


2

PLAYING MUSIC

Once you have successfully paired the LED SmartBulb, tap on the Music tab located on the bottom of the screen. All of the music stored in your device will be displayed here. Select and play your favorite music.

You can control play/pause, previous, next, volume up/down from this screen.




3

over →

LED COLORS

Tap on the Lamp tab located on the bottom of the screen. Select either auto or manual control. For manual control, tap on the color to select it.

You may also adjust the brightness by sliding the controls to the left or right.



For custom color, use the color spectrum wheel. Just tap in the desired section.

4

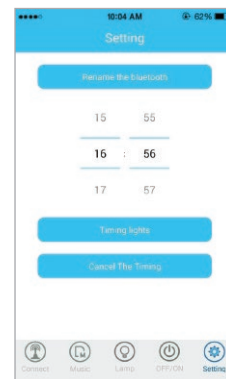
LED ON/OFF

Tap on the ON/OFF tab located on the bottom of the screen. This will allow you to turn the lights ON or OFF.

SETTINGS

Tap on the Setting tab located on the bottom of the screen. Scroll through to set a specific time for your LED SmartBulb to turn on automatically.

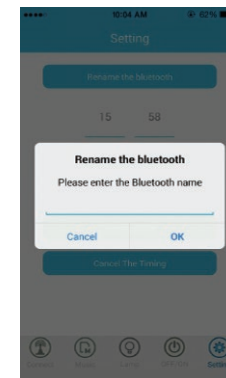
To cancel the set time, tap on the "Cancel the Timing" bar.



5



SETTINGS - Continued



FOR MULTIPLE USAGE:

To keep track of your multiple SmartBulbs, you have an option to name each one (ex. kitchen, livingroom, etc). This allows for easier light control.

1. Rename the Bluetooth name and press OK.
2. Tap on the Connect tab of the app, select the "spectra bulb" to disconnect it.
3. Ignore the Bluetooth device name "spectra bulb" on your device. Shut down the Bluetooth function on your device.
4. Turn off the power of LED SmartBulb.
5. Turn the power back on and start the Bluetooth pairing procedure again.

5

IMPORTANT SAFEGUARDS

- Keep out of reach of children. This product is not a toy.
- Do not use this product in a closed lampshade.
- Do not use in lights with dimmer function.
- Do not install this product near water, in humid conditions and/or near hot surfaces.
- Do not tamper with the product.
- Before removing the SmartBulb, always let it cool.

SPECIFICATIONS

Power: LED 6W, AMP 3W

Working Voltage: AC100-240V

Working Frequency: 50-60HZ

Bluetooth Version: Bluetooth 4.0

Bluetooth Distance: 33 ft (10m)

Compatibility: Android 2.3.3 and later, iPhone 4S/5S/6, etc.

LED color: 2805 (white light) 26-28LM

RGB: 5050 (red, orange, yellow, green, light blue, blue and purple)

Color rendering index: Ra=70.9

Red Ratio: R=13.2%



TZUMI® SpectraSound™ LED Bulb & Speaker Distributed by TZUMI® INC. NY, NY 10016 ©Copyright 2015 TZUMI® All Rights Reserved. Made in China.
The Bluetooth trademarks are owned by Bluetooth SIG, Inc. Other trademarks and trade names in this document are those of their respective owners.
© 2015 Bluetooth SIG, Inc. Subject to change without prior notice.
iPhone is a trademark of Apple Inc., registered in the U.S. and other countries. Subject to change without prior notice.
Android is a trademark of Google Inc.