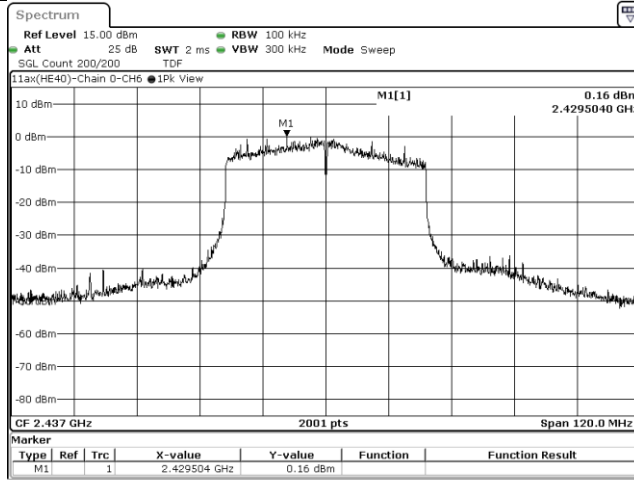
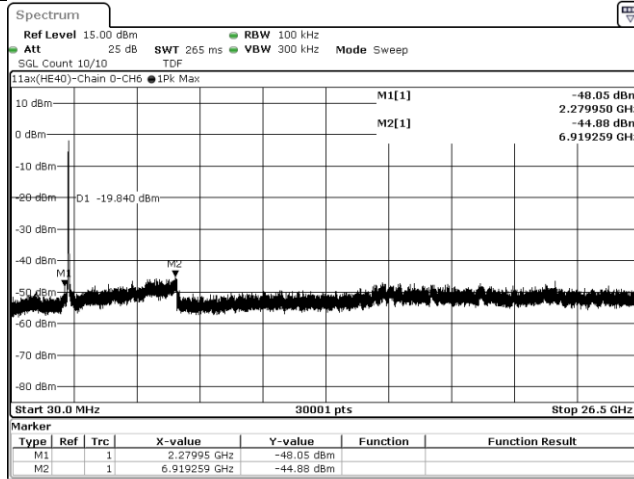


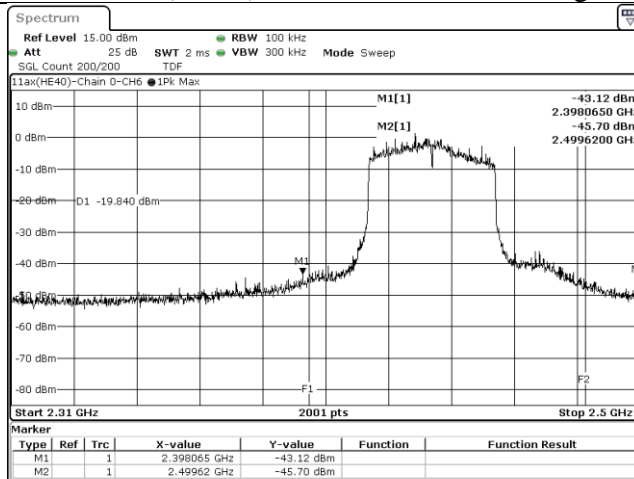
802.11ax(HE40), CH6, Chain 0, Reference



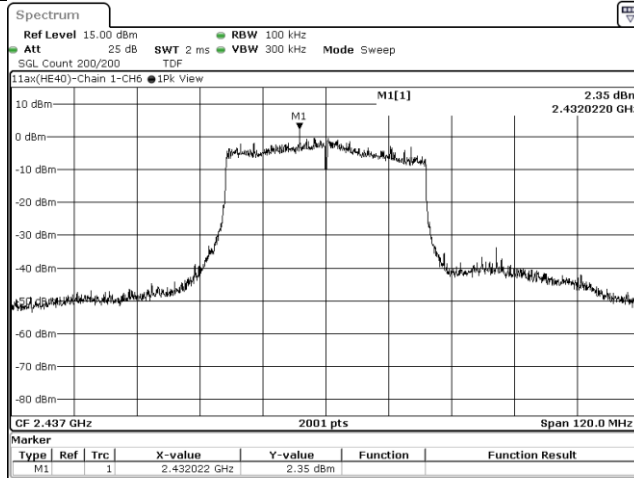
802.11ax(HE40), CH6, Chain 0, Conducted Emission



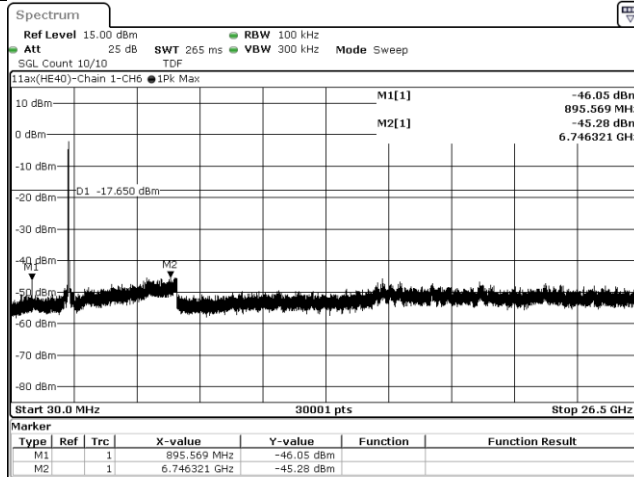
802.11ax(HE40), CH6, Chain 0, Band edge



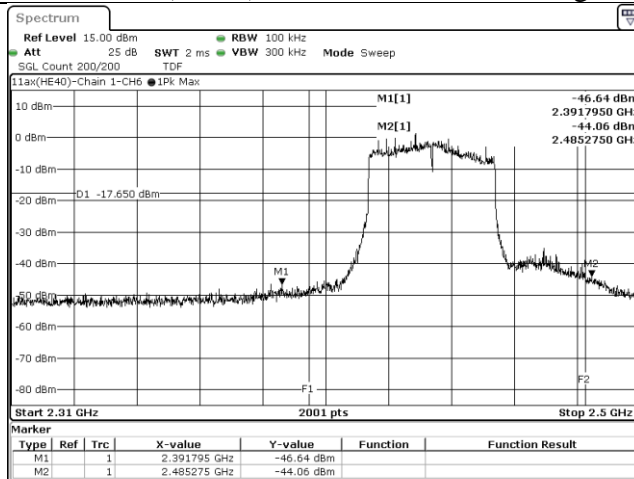
802.11ax(HE40), CH6, Chain 1, Reference



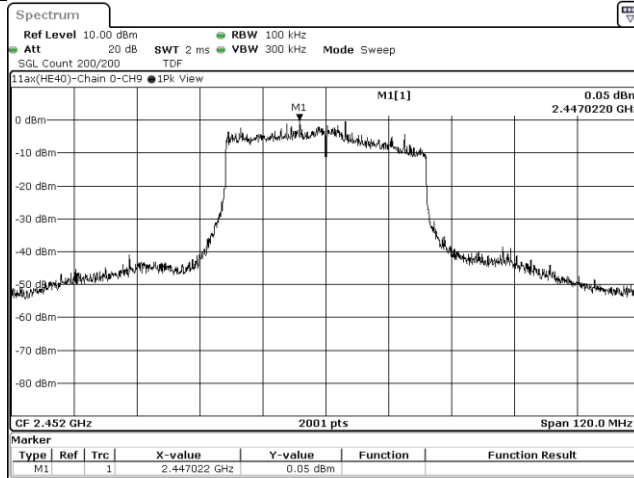
802.11ax(HE40), CH6, Chain 1, Conducted Emission



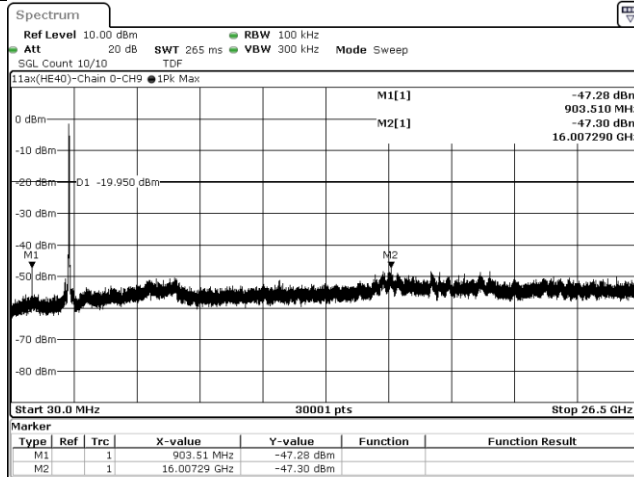
802.11ax(HE40), CH6, Chain 1, Band edge



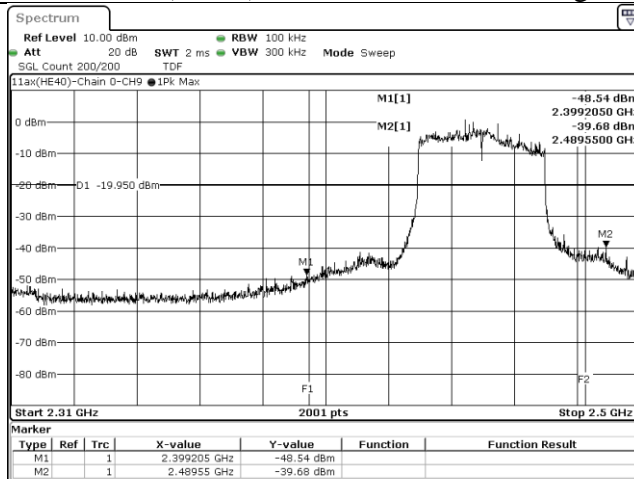
802.11ax(HE40), CH9, Chain 0, Reference



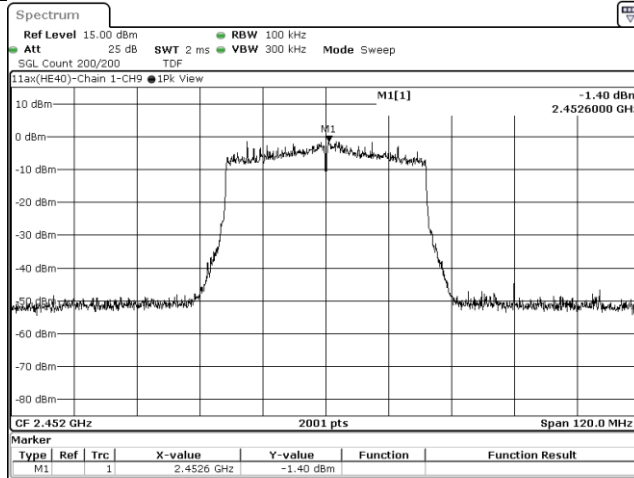
802.11ax(HE40), CH9, Chain 0, Conducted Emission



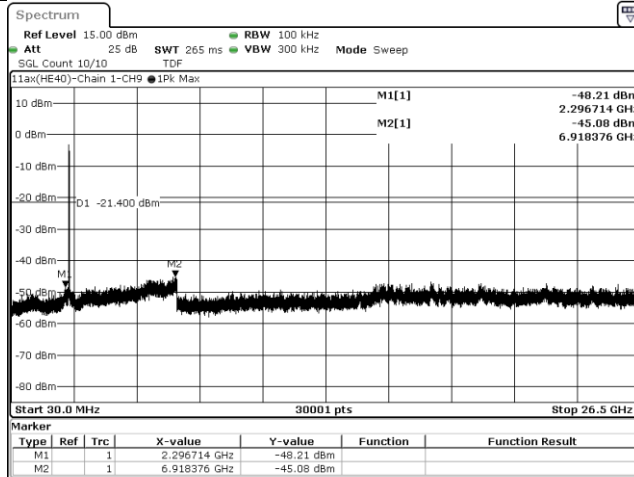
802.11ax(HE40), CH9, Chain 0, Band edge



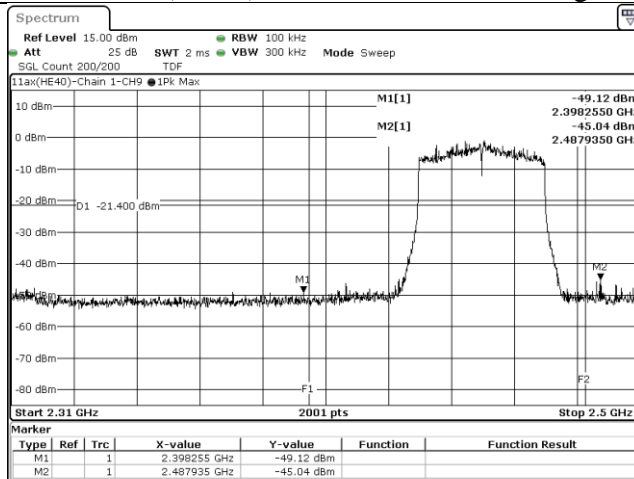
802.11ax(HE40), CH9, Chain 1, Reference



802.11ax(HE40), CH9, Chain 1, Conducted Emission



802.11ax(HE40), CH9, Chain 1, Band edge



9.5. Radiated Spurious Emission

Requirements

Radiated emissions which fall in the restricted bands must comply with the radiated emission limits specified as below table. Other emissions shall be at least 20dB below the highest level of the desired power:

Frequency(MHz)	Field strength (microvolts/meter)	Measurement distance (meters)
0.009-0.490	2400/F(kHz)	300
0.490-1.705	24000/F(kHz)	30
1.705-30.0	30	30
30-88	100	3
88-216	150	3
216-960	200	3
Above 960	500	3

NOTE:

1. The lower limit shall apply at the transition frequencies.
2. Emission level (dBuV/m) = 20 log Emission level (uV/m).
3. For frequencies above 1000MHz, the field strength limits are based on average detector, however, the peak field strength of any emission shall not exceed the maximum permitted average limits, specified above by more than 20dB under any condition of modulation.

Test Procedures

[For 9 kHz ~ 30 MHz]

- a. The EUT was placed on the top of a rotating table 0.8 meters above the ground at a 3 meter chamber room. The table was rotated 360 degrees to determine the position of the highest radiation.
- b. The EUT was set 3 meters away from the interference-receiving antenna, which was mounted on the top of a variable-height antenna tower.
- c. Parallel, perpendicular, and ground-parallel orientations of the antenna are set to make the measurement.
- d. For each suspected emission, the EUT was arranged to its worst case and the rotatable table was turned from 0 degrees to 360 degrees to find the maximum reading.
- e. For measurement below 30MHz, the initial step in collecting conducted emission data is a spectrum analyzer peak detector mode pre-scanning the measurement frequency range. Significant peaks are then marked and then Quasi Peak detector mode re-measured. If the emission level of the EUT measured by the peak detector is lower than the applicable limit, the peak emission level will be reported. Otherwise, the emission measurement will be repeated using the quasi-peak detector and reported.

NOTE:

1. The resolution bandwidth and video bandwidth of test receiver/spectrum analyzer is 9kHz at frequency below 30MHz.

[For above 30 MHz]

- a. The EUT was placed on the top of a rotating table 0.8 meters (for 30MHz ~ 1GHz) / 1.5 meters (for above 1GHz) above the ground at 3 meter chamber room for test. The table was rotated 360 degrees to determine the position of the highest radiation.
- b. The EUT was set 3 meters away from the interference-receiving antenna, which was mounted on the top of a variable-height antenna tower.
- c. The height of antenna is varied from one meter to four meters above the ground to determine the maximum value of the field strength. Both horizontal and vertical polarizations of the antenna are set to make the measurement.
- d. For each suspected emission, the EUT was arranged to its worst case and then the antenna was tuned to heights from 1 meter to 4 meters and the rotatable table was turned from 0 degrees to 360 degrees to find the maximum reading.
- e. For measurement below 1GHz, the initial step in collecting conducted emission data is a spectrum analyzer peak detector mode pre-scanning the measurement frequency range. Significant peaks are then marked and then Quasi Peak detector mode re-measured. If the emission level of the EUT measured by the peak detector is lower than the applicable limit, the peak emission level will be reported. Otherwise, the emission measurement will be repeated using the quasi-peak detector and reported.
- f. The test-receiver system was set to peak and average detects function and specified bandwidth with maximum hold mode when the test frequency is above 1 GHz. If the peak reading value also meets average limit, measurement with the average detector is unnecessary.

Underwriters Laboratories Taiwan Co., Ltd.

Building B and Building E, No. 372-7, Sec. 4, Zhongxing Rd., Zhudong Township, Hsinchu County, Taiwan

Telephone : +886-2-7737-3000

Facsimile (FAX) : +886-3-583-7948

Doc No: Form-ULID-004737 (DCS:17-EM-F0876) / 6.1

Note:

- a. The resolution bandwidth and video bandwidth of test receiver/spectrum analyzer is 120kHz for Quasi-peak detection (QP) at frequency below 1GHz.
- b. The resolution bandwidth of test receiver/spectrum analyzer is 1 MHz and the video bandwidth is 3 MHz for Peak detection (PK) at frequency above 1GHz.
- c. The resolution bandwidth of test receiver/spectrum analyzer is 1MHz and the video bandwidth is $\geq 1/T$ (Duty cycle $< 98\%$) or 10Hz (Duty cycle $\geq 98\%$) for Average detection (AV) at frequency above 1GHz.

Configuration	Average	
	RBW	VBW
802.11b	1MHz	Refer to section 6.6 for duty cycle.
802.11g		
802.11ax (HE20)		
802.11ax (HE40)		

- d. All modes of operation were investigated (includes all external accessories) and the worst-case emissions are reported, the other emission levels were low against the limit.
- e. Test data of Result value (dBuV/m) = Reading value (dBuV/m) + Correction Factor (dB/m).
- f. Test data of Margin(dB) = Result value (dBuV/m) - Limit value (dBuV/m).
- g. Test data of Correction Factor (dB/m) = Antenna Factor (dB/m) + Cable Loss (dB) - Preamp Factor (dB).
- h. Test data of Notation "@" = Fundamental Frequency
- i. Test data of Notation "*" = The peak result under 20 dB above and complies with AVG limit, AVG result is deemed to comply with AVG limit.

Underwriters Laboratories Taiwan Co., Ltd.

Building B and Building E, No. 372-7, Sec. 4, Zhongxing Rd., Zhudong Township, Hsinchu County, Taiwan

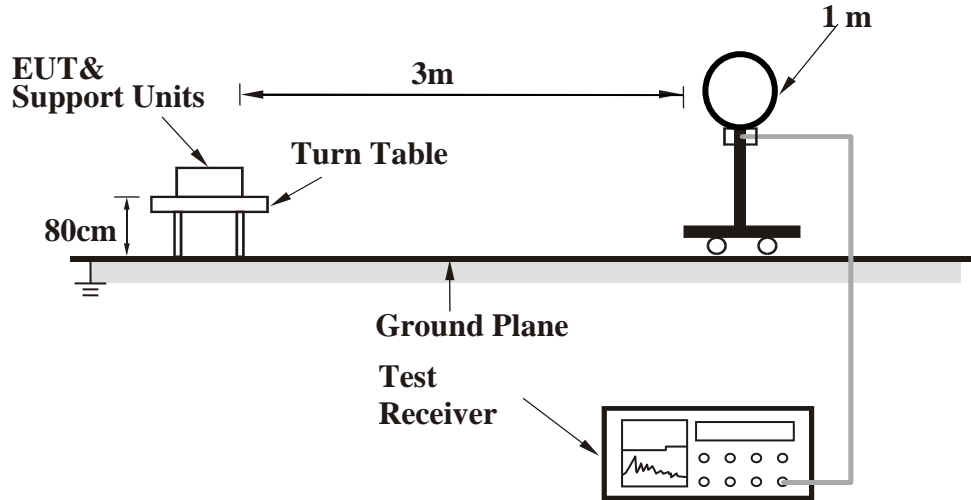
Telephone : +886-2-7737-3000

Facsimile (FAX) : +886-3-583-7948

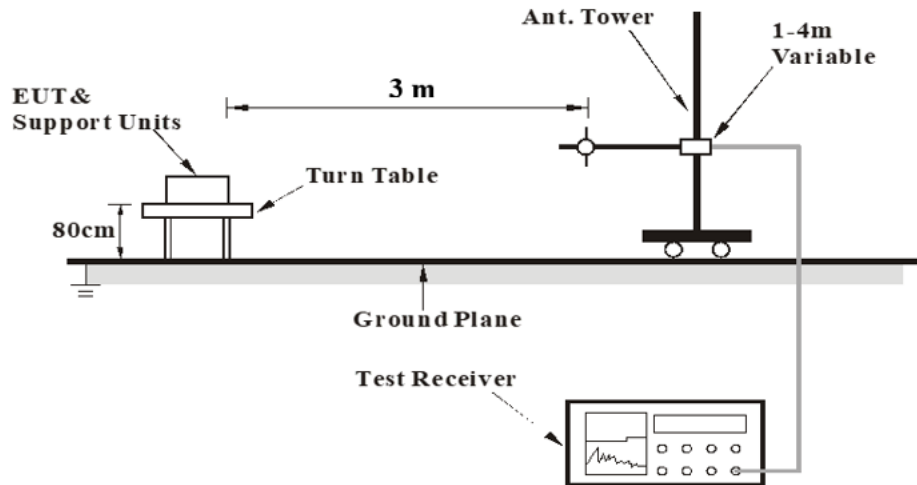
Doc No: Form-ULID-004737 (DCS:17-EM-F0876) / 6.1

Test Setup

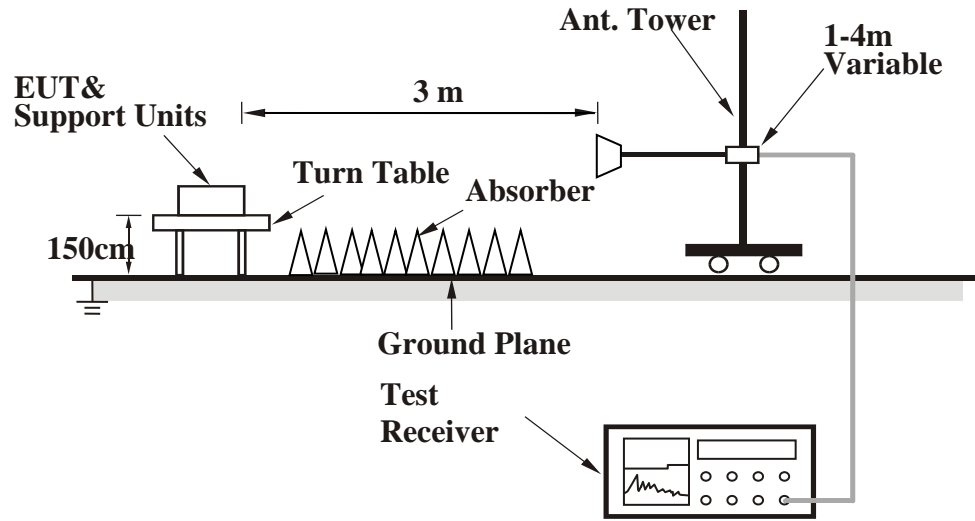
<Frequency Range 9 kHz ~ 30 MHz>



<Frequency Range 30 MHz ~ 1 GHz >



<Frequency Range above 1 GHz>



For the actual test configuration, please refer to the Setup Configurations.

Test Data

Above 1 GHz

Mode	802.11b	Channel	1
------	---------	---------	---

Polarization	Notation	Frequency	Reading	Correct	Result	Limit	Margin	Remark
		(MHz)	(dBuV)	(dB/m)	(dBuV/m)	(dBuV/m)	(dB)	
Horizontal		2382.39	42.47	18.88	61.35	74	-12.65	PK
		2386.76	34.35	18.87	53.22	54	-0.78	AVG
	@	2412	95.17	18.88	114.05	N/A	N/A	PK
	@	2412	91.12	18.88	110	N/A	N/A	AVG
	*	4824	44.85	2.16	47.01	74	-26.99	PK
Vertical		2357.5	41.68	18.94	60.62	74	-13.38	PK
		2388.85	33.09	18.86	51.95	54	-2.05	AVG
	@	2412	96.65	18.88	115.53	N/A	N/A	PK
	@	2412	92.97	18.88	111.85	N/A	N/A	AVG
	*	4824	51.18	2.16	53.34	74	-20.66	PK

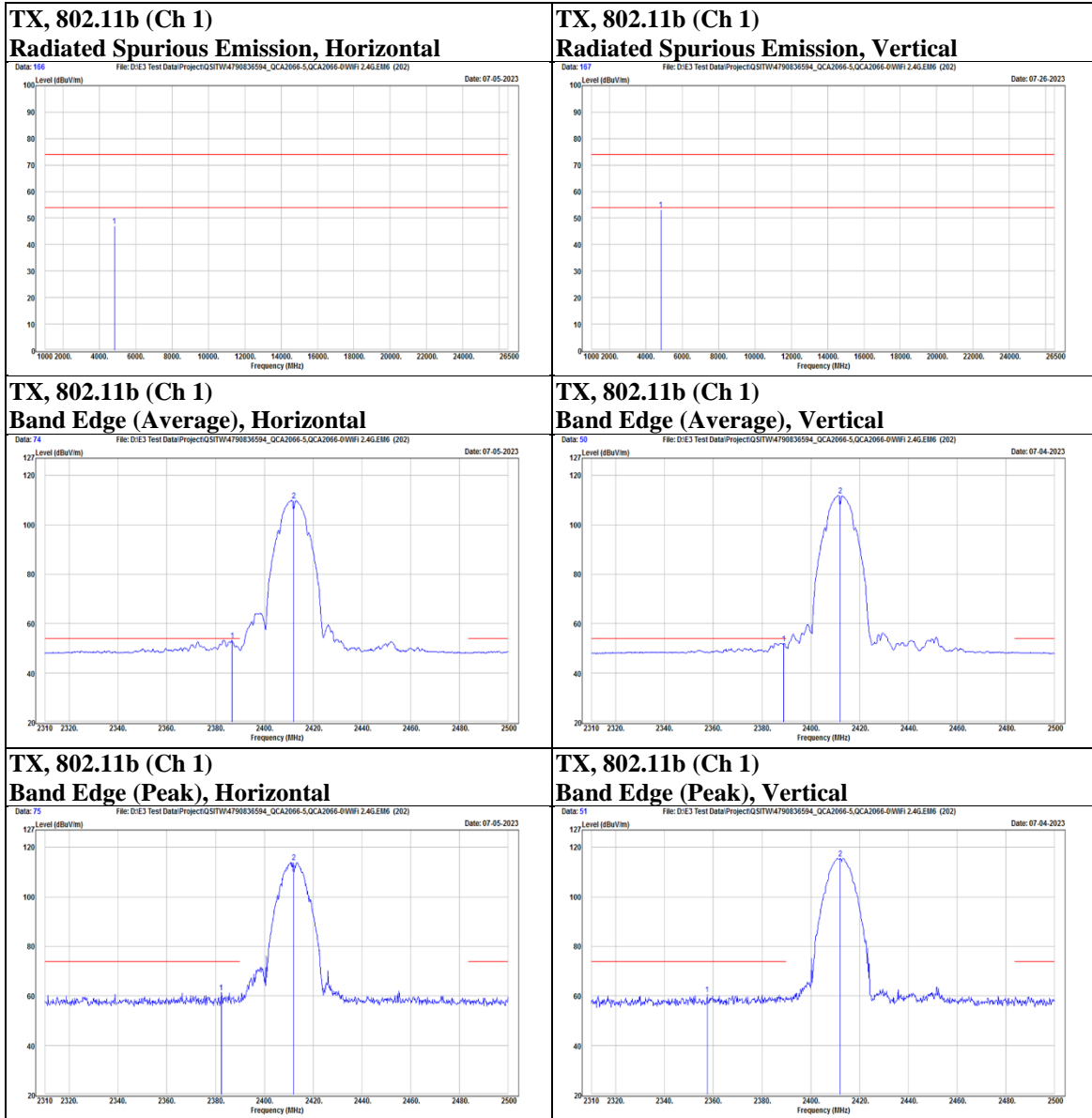
Underwriters Laboratories Taiwan Co., Ltd.

Building B and Building E, No. 372-7, Sec. 4, Zhongxing Rd., Zhudong Township, Hsinchu County, Taiwan

Telephone : +886-2-7737-3000

Facsimile (FAX) : +886-3-583-7948

Doc No: Form-ULID-004737 (DCS:17-EM-F0876) / 6.1



Mode	802.11b	Channel	6
------	---------	---------	---

Polarization	Notation	Frequency (MHz)	Reading (dBuV)	Correct (dB/m)	Result (dBuV/m)	Limit (dBuV/m)	Margin (dB)	Remark
Horizontal		2313.8	42.45	18.95	61.4	74	-12.6	PK
		2386.19	34.73	18.87	53.6	54	-0.4	AVG
	@	2437	97.29	18.97	116.26	N/A	N/A	PK
	@	2437	93.41	18.97	112.38	N/A	N/A	AVG
		2487.27	32.32	18.79	51.11	54	-2.89	AVG
		2494.68	41.61	18.74	60.35	74	-13.65	PK
	*	4874	39.63	2.2	41.83	74	-32.17	PK
Vertical		2335.65	42.38	18.96	61.34	74	-12.66	PK
		2386.19	32.52	18.87	51.39	54	-2.61	AVG
	@	2437	98.27	18.97	117.24	N/A	N/A	PK
	@	2437	94.63	18.97	113.6	N/A	N/A	AVG
		2485.75	35.12	18.79	53.91	54	-0.09	AVG
		2486.7	42.39	18.8	61.19	74	-12.81	PK
	*	4874	48.7	2.2	50.9	74	-23.1	PK

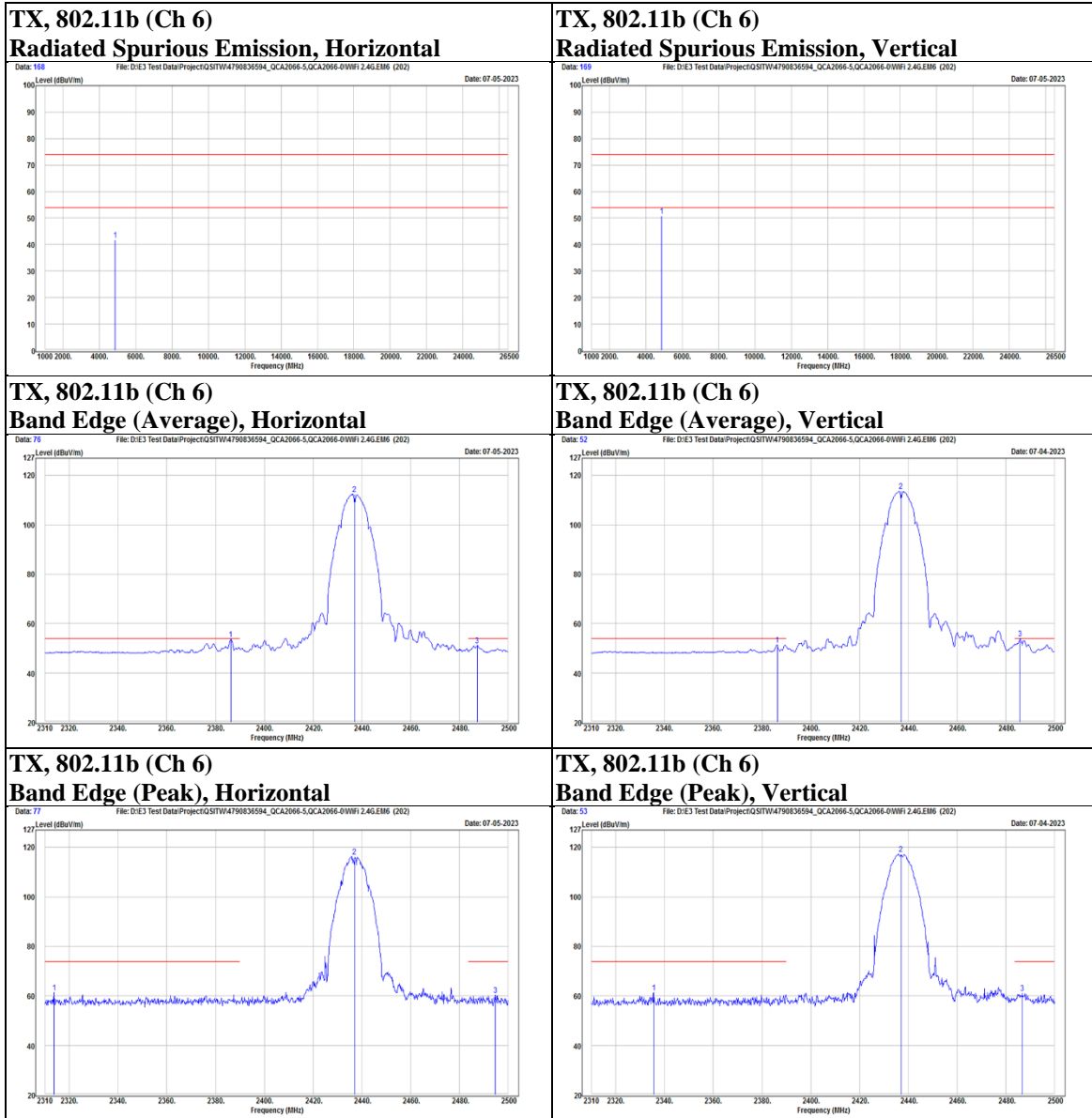
Underwriters Laboratories Taiwan Co., Ltd.

Building B and Building E, No. 372-7, Sec. 4, Zhongxing Rd., Zhudong Township, Hsinchu County, Taiwan

Telephone : +886-2-7737-3000

Facsimile (FAX) : +886-3-583-7948

Doc No: Form-ULID-004737 (DCS:17-EM-F0876) / 6.1



Mode	802.11b	Channel	10
------	---------	---------	----

Polarization	Notation	Frequency (MHz)	Reading (dBuV)	Correct (dB/m)	Result (dBuV/m)	Limit (dBuV/m)	Margin (dB)	Remark
Horizontal	@	2457	92.58	18.98	111.56	N/A	N/A	PK
	@	2457	88.99	18.98	107.97	N/A	N/A	AVG
		2494.87	32.43	18.74	51.17	54	-2.83	AVG
		2495.25	41.81	18.74	60.55	74	-13.45	PK
	*	4914	40.23	2.24	42.47	74	-31.53	PK
Vertical	@	2457	96.12	18.98	115.1	N/A	N/A	PK
	@	2457	92.46	18.98	111.44	N/A	N/A	AVG
		2486.13	34.5	18.79	53.29	54	-0.71	AVG
		2495.63	43.03	18.73	61.76	74	-12.24	PK
	*	4914	50.38	2.24	52.62	74	-21.38	PK

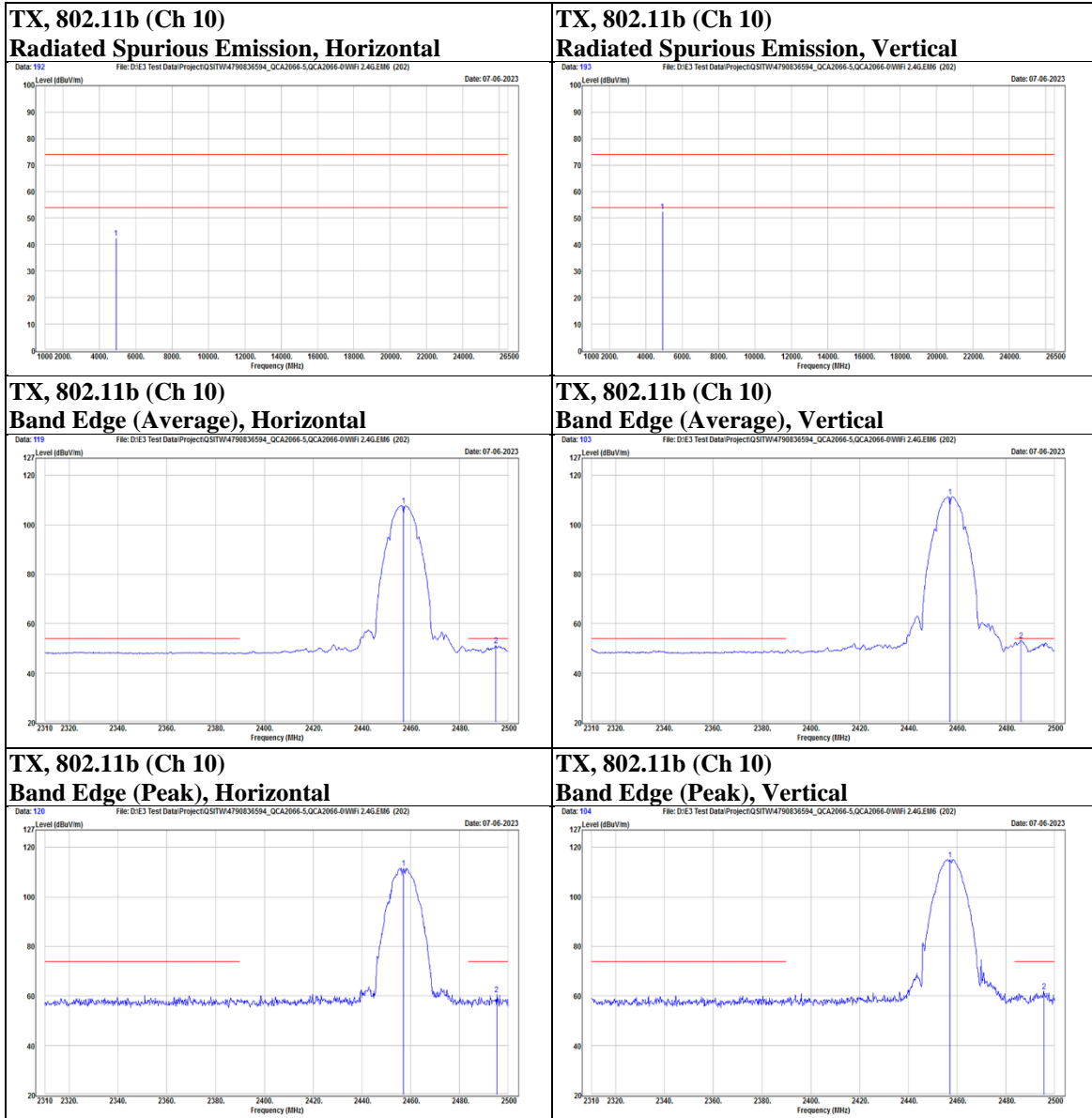
Underwriters Laboratories Taiwan Co., Ltd.

Building B and Building E, No. 372-7, Sec. 4, Zhongxing Rd., Zhudong Township, Hsinchu County, Taiwan

Telephone : +886-2-7737-3000

Facsimile (FAX) : +886-3-583-7948

Doc No: Form-ULID-004737 (DCS:17-EM-F0876) / 6.1



Mode	802.11b	Channel	11
------	---------	---------	----

Polarization	Notation	Frequency (MHz)	Reading (dBuV)	Correct (dB/m)	Result (dBuV/m)	Limit (dBuV/m)	Margin (dB)	Remark
Horizontal		2310.19	33.92	18.96	52.88	54	-1.12	AVG
	@	2462	92.6	18.95	111.55	N/A	N/A	PK
	@	2462	88.52	18.95	107.47	N/A	N/A	AVG
		2487.65	43.56	18.79	62.35	74	-11.65	PK
		2498.86	32.08	18.72	50.8	54	-3.2	AVG
	*	4924	38.13	2.25	40.38	74	-33.62	PK
Vertical		2310.19	42.17	18.96	61.13	74	-12.87	PK
		2310.19	34.47	18.96	53.43	54	-0.57	AVG
	@	2462	92.66	18.95	111.61	N/A	N/A	PK
	@	2462	89.03	18.95	107.98	N/A	N/A	AVG
		2487.27	31.51	18.79	50.3	54	-3.7	AVG
		2499.81	41.84	18.71	60.55	74	-13.45	PK
	*	4924	44.94	2.25	47.19	74	-26.81	PK

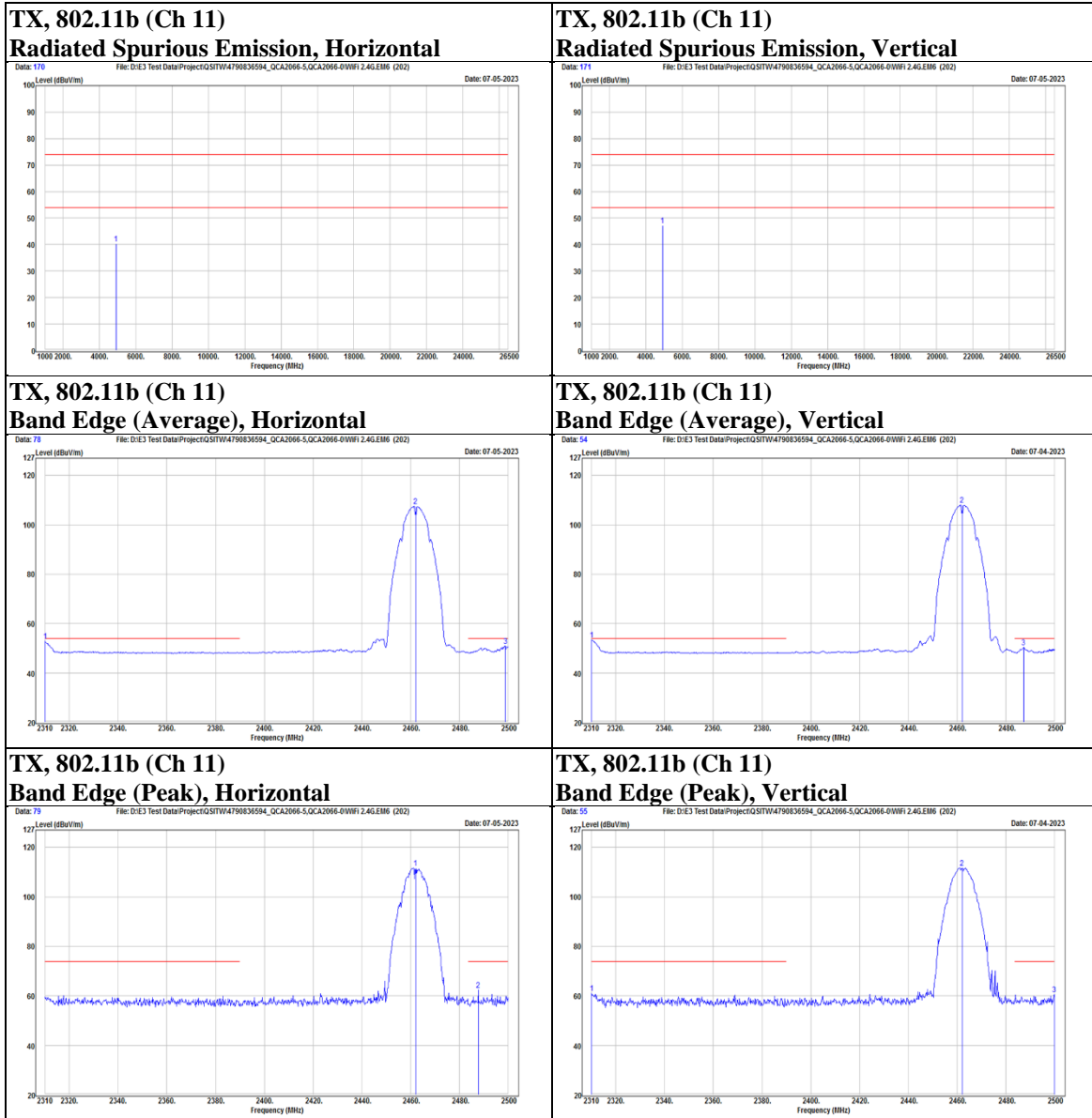
Underwriters Laboratories Taiwan Co., Ltd.

Building B and Building E, No. 372-7, Sec. 4, Zhongxing Rd., Zhudong Township, Hsinchu County, Taiwan

Telephone : +886-2-7737-3000

Facsimile (FAX) : +886-3-583-7948

Doc No: Form-ULID-004737 (DCS:17-EM-F0876) / 6.1



Mode	802.11g	Channel	1
------	---------	---------	---

Polarization	Notation	Frequency (MHz)	Reading (dBuV)	Correct (dB/m)	Result (dBuV/m)	Limit (dBuV/m)	Margin (dB)	Remark
Horizontal		2380.68	42.36	18.88	61.24	74	-12.76	PK
		2389.23	33.2	18.86	52.06	54	-1.94	AVG
	@	2412	95.56	18.88	114.44	N/A	N/A	PK
	@	2412	87.85	18.88	106.73	N/A	N/A	AVG
	*	4824	42.99	2.16	45.15	74	-28.85	PK
Vertical		2389.61	43.67	18.86	62.53	74	-11.47	PK
		2389.8	34.47	18.86	53.33	54	-0.67	AVG
	@	2412	96.17	18.88	115.05	N/A	N/A	PK
	@	2412	88.34	18.88	107.22	N/A	N/A	AVG
	*	4824	45.83	2.16	47.99	74	-26.01	PK

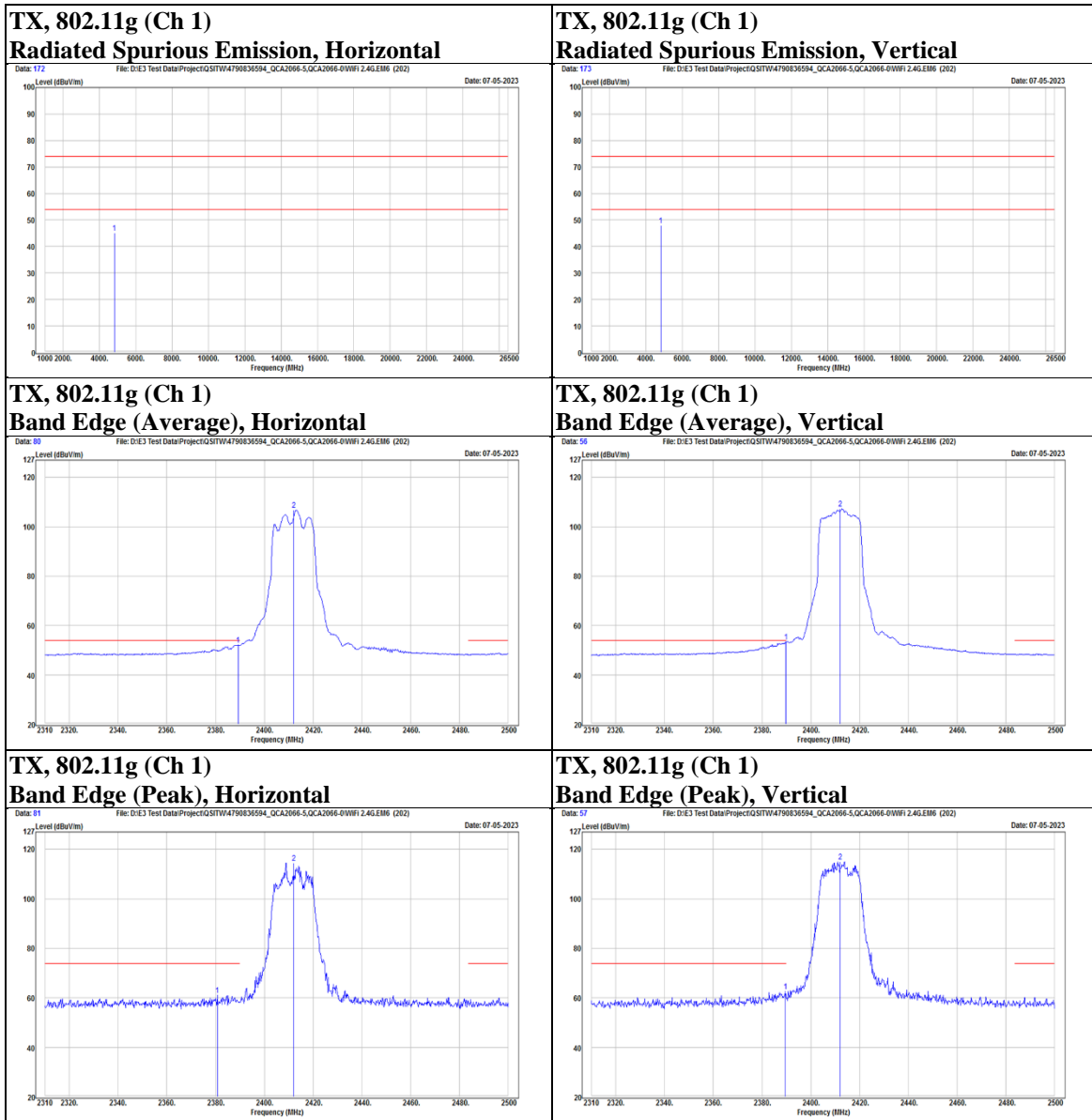
Underwriters Laboratories Taiwan Co., Ltd.

Building B and Building E, No. 372-7, Sec. 4, Zhongxing Rd., Zhudong Township, Hsinchu County, Taiwan

Telephone : +886-2-7737-3000

Facsimile (FAX) : +886-3-583-7948

Doc No: Form-ULID-004737 (DCS:17-EM-F0876) / 6.1



Mode	802.11g	Channel	6
------	---------	---------	---

Polarization	Notation	Frequency (MHz)	Reading (dBuV)	Correct (dB/m)	Result (dBuV/m)	Limit (dBuV/m)	Margin (dB)	Remark
Horizontal		2370.8	43.15	18.91	62.06	74	-11.94	PK
		2389.04	33.7	18.86	52.56	54	-1.44	AVG
	@	2437	95.67	18.97	114.64	N/A	N/A	PK
	@	2437	90.28	18.97	109.25	N/A	N/A	AVG
		2483.66	33.37	18.81	52.18	54	-1.82	AVG
		2484.61	45.51	18.8	64.31	74	-9.69	PK
	*	4874	36.48	2.2	38.68	74	-35.32	PK
Vertical		2387.14	43.46	18.87	62.33	74	-11.67	PK
		2388.09	33.06	18.87	51.93	54	-2.07	AVG
	@	2437	98.82	18.97	117.79	N/A	N/A	PK
	@	2437	91.24	18.97	110.21	N/A	N/A	AVG
		2483.66	33.39	18.81	52.2	54	-1.8	AVG
		2487.46	43.11	18.79	61.9	74	-12.1	PK
	*	4874	44.74	2.2	46.94	74	-27.06	PK

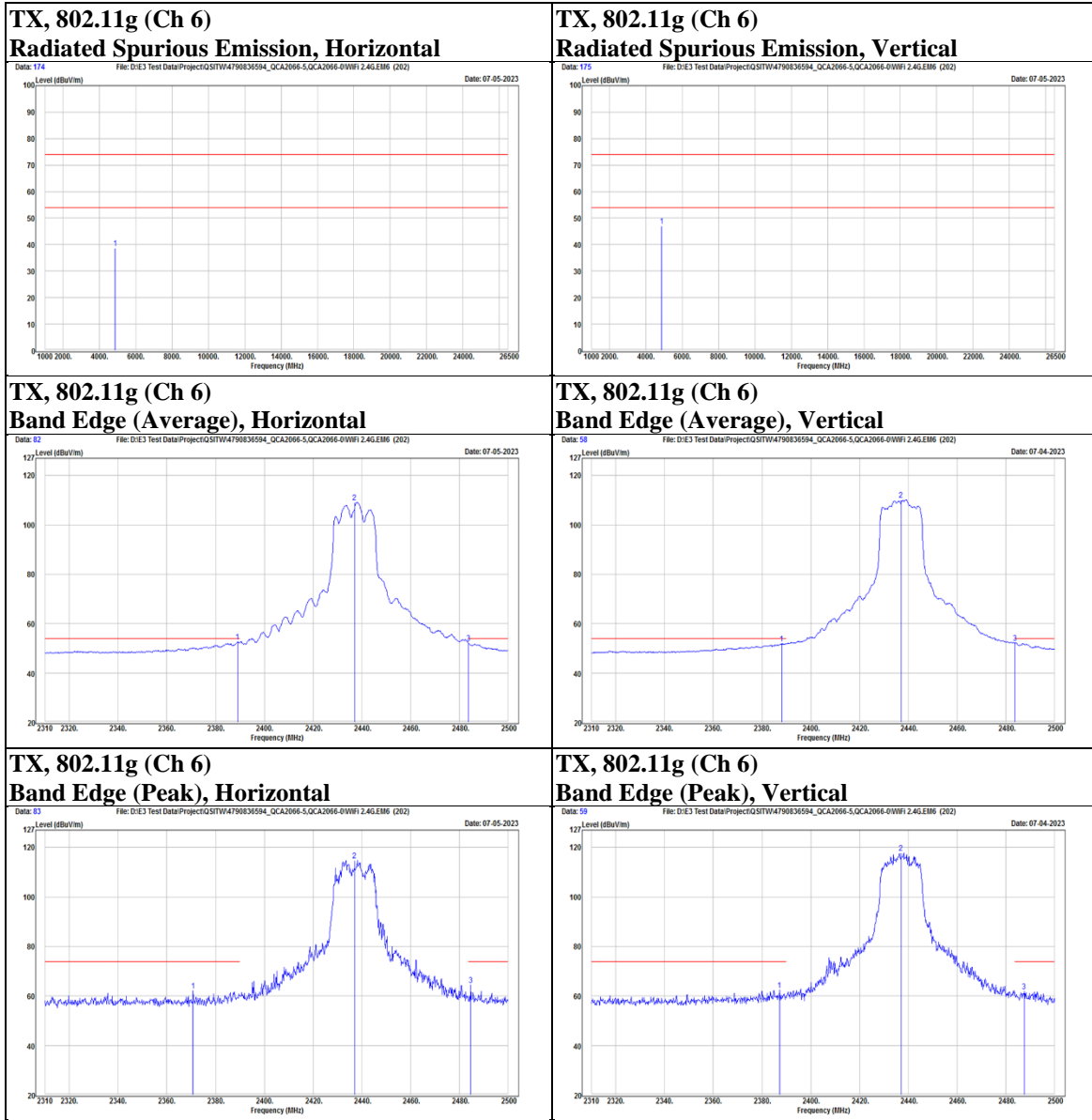
Underwriters Laboratories Taiwan Co., Ltd.

Building B and Building E, No. 372-7, Sec. 4, Zhongxing Rd., Zhudong Township, Hsinchu County, Taiwan

Telephone : +886-2-7737-3000

Facsimile (FAX) : +886-3-583-7948

Doc No: Form-ULID-004737 (DCS:17-EM-F0876) / 6.1



Mode	802.11g	Channel	10
------	---------	---------	----

Polarization	Notation	Frequency (MHz)	Reading (dBuV)	Correct (dB/m)	Result (dBuV/m)	Limit (dBuV/m)	Margin (dB)	Remark
Horizontal	@	2457	93.25	18.98	112.23	N/A	N/A	PK
	@	2457	86.47	18.98	105.45	N/A	N/A	AVG
		2485.94	33.25	18.79	52.04	54	-1.96	AVG
		2489.93	43.41	18.77	62.18	74	-11.82	PK
	*	4914	37.15	2.24	39.39	74	-34.61	PK
Vertical	@	2457	97.17	18.98	116.15	N/A	N/A	PK
	@	2457	89.68	18.98	108.66	N/A	N/A	AVG
		2484.99	35	18.8	53.8	54	-0.2	AVG
		2485.56	45.85	18.8	64.65	74	-9.35	PK
	*	4914	42.26	2.24	44.5	74	-29.5	PK

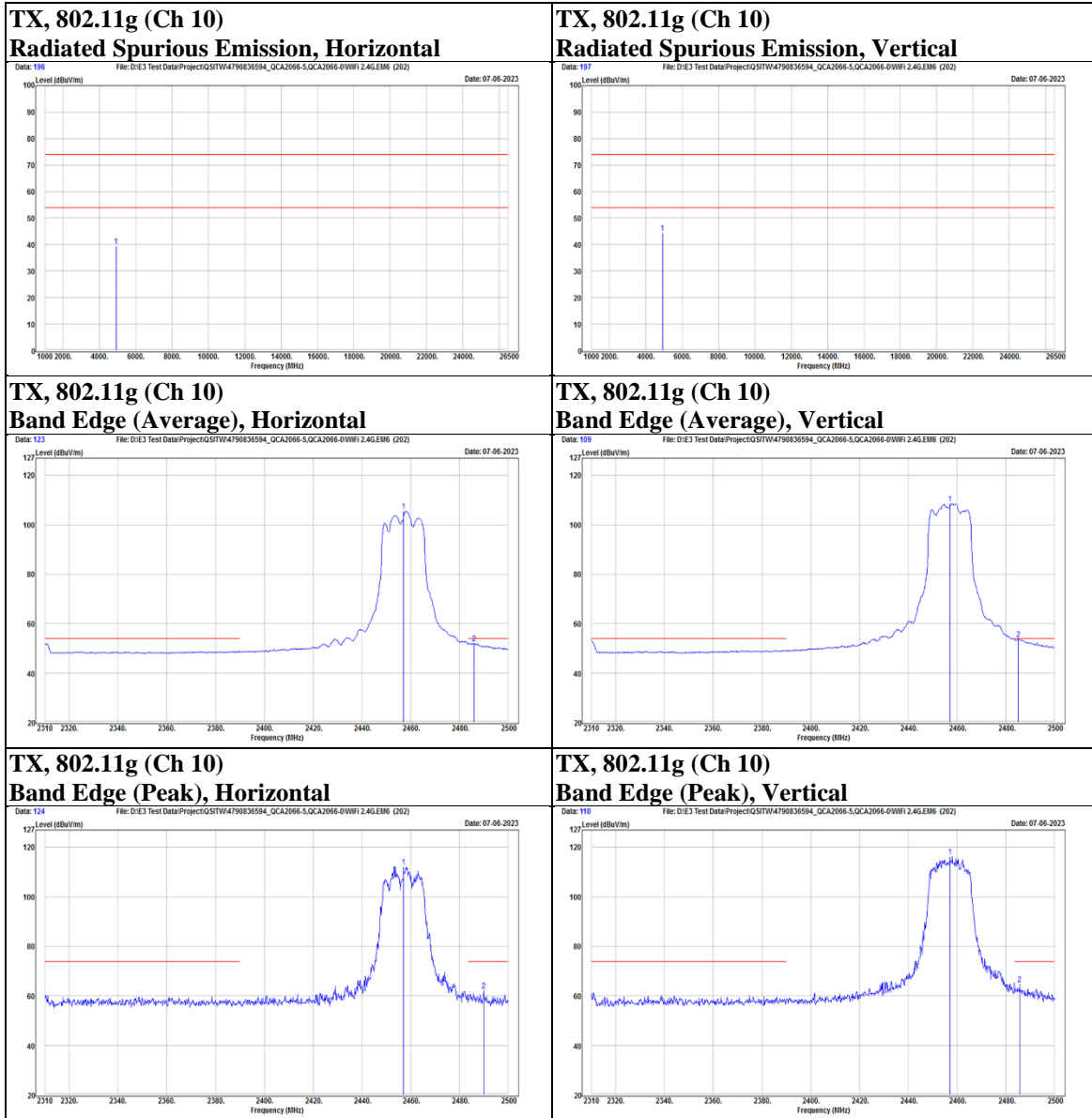
Underwriters Laboratories Taiwan Co., Ltd.

Building B and Building E, No. 372-7, Sec. 4, Zhongxing Rd., Zhudong Township, Hsinchu County, Taiwan

Telephone : +886-2-7737-3000

Facsimile (FAX) : +886-3-583-7948

Doc No: Form-ULID-004737 (DCS:17-EM-F0876) / 6.1



Mode	802.11g	Channel	11
------	---------	---------	----

Polarization	Notation	Frequency (MHz)	Reading (dBuV)	Correct (dB/m)	Result (dBuV/m)	Limit (dBuV/m)	Margin (dB)	Remark
Horizontal		2310	42.31	18.96	61.27	74	-12.73	PK
		2310.19	33.91	18.96	52.87	54	-1.13	AVG
	@	2462	93.13	18.95	112.08	N/A	N/A	PK
	@	2462	87.02	18.95	105.97	N/A	N/A	AVG
		2484.04	33.55	18.81	52.36	54	-1.64	AVG
		2488.41	42.29	18.78	61.07	74	-12.93	PK
	*	4924	38.34	2.25	40.59	74	-33.41	PK
Vertical		2310.57	34.64	18.96	53.6	54	-0.4	AVG
		2314.18	42.89	18.95	61.84	74	-12.16	PK
	@	2462	94.98	18.95	113.93	N/A	N/A	PK
	@	2462	87.5	18.95	106.45	N/A	N/A	AVG
		2483.66	43.87	18.81	62.68	74	-11.32	PK
		2484.04	34.23	18.81	53.04	54	-0.96	AVG
	*	4924	41.45	2.25	43.7	74	-30.3	PK

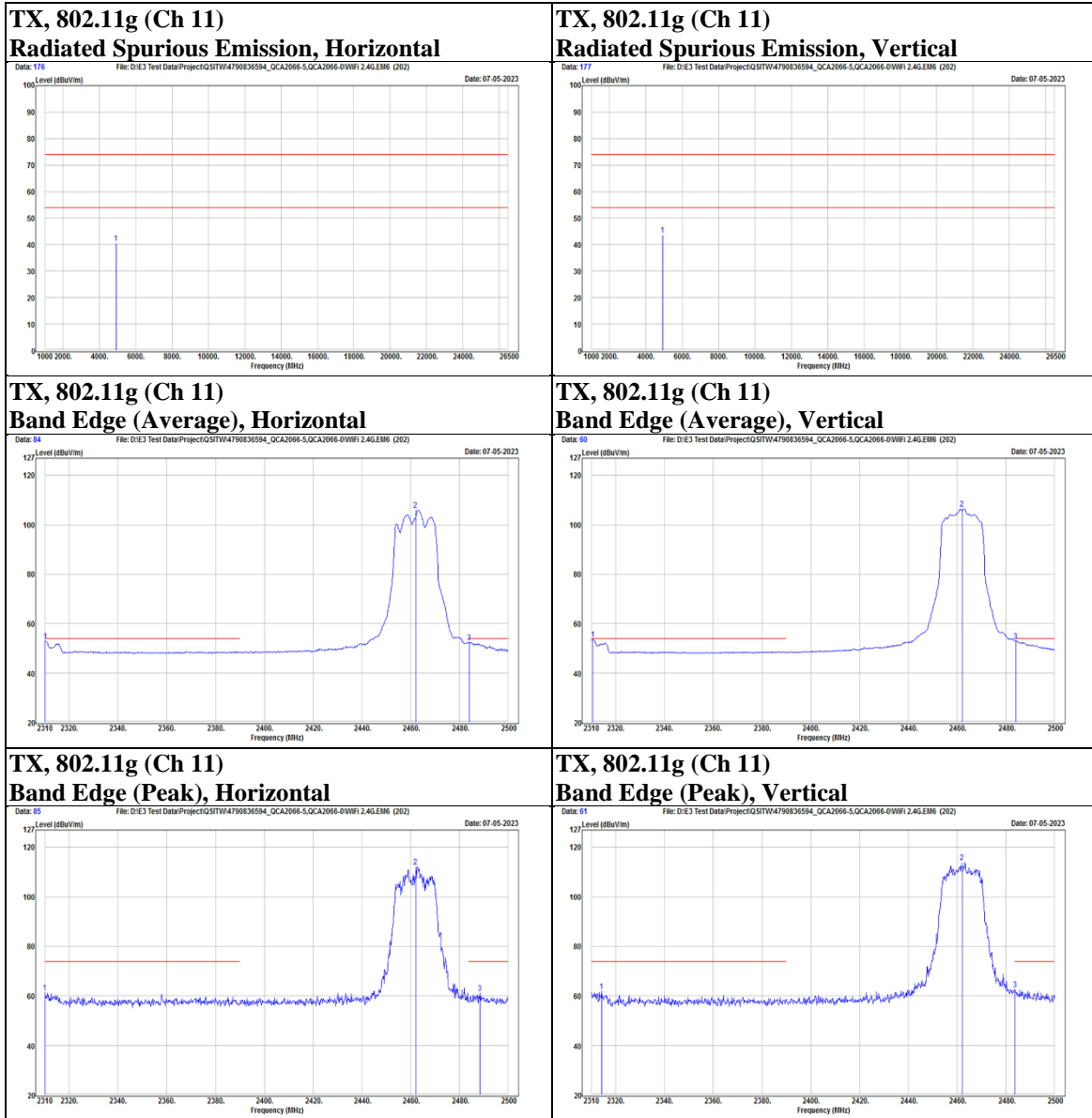
Underwriters Laboratories Taiwan Co., Ltd.

Building B and Building E, No. 372-7, Sec. 4, Zhongxing Rd., Zhudong Township, Hsinchu County, Taiwan

Telephone : +886-2-7737-3000

Facsimile (FAX) : +886-3-583-7948

Doc No: Form-ULID-004737 (DCS:17-EM-F0876) / 6.1



Mode	802.11ax(HE20)	Channel	1
------	----------------	---------	---

Polarization	Notation	Frequency (MHz)	Reading (dBuV)	Correct (dB/m)	Result (dBuV/m)	Limit (dBuV/m)	Margin (dB)	Remark
Horizontal		2387.52	42.18	18.87	61.05	74	-12.95	PK
		2389.04	34.5	18.86	53.36	54	-0.64	AVG
	@	2412	93.19	18.88	112.07	N/A	N/A	PK
	@	2412	86.04	18.88	104.92	N/A	N/A	AVG
	*	4824	37.54	2.16	39.7	74	-34.3	PK
Vertical		2388.09	34.46	18.87	53.33	54	-0.67	AVG
		2388.47	43.43	18.87	62.3	74	-11.7	PK
	@	2412	95.49	18.88	114.37	N/A	N/A	PK
	@	2412	86.66	18.88	105.54	N/A	N/A	AVG
	*	4824	43.45	2.16	45.61	74	-28.39	PK

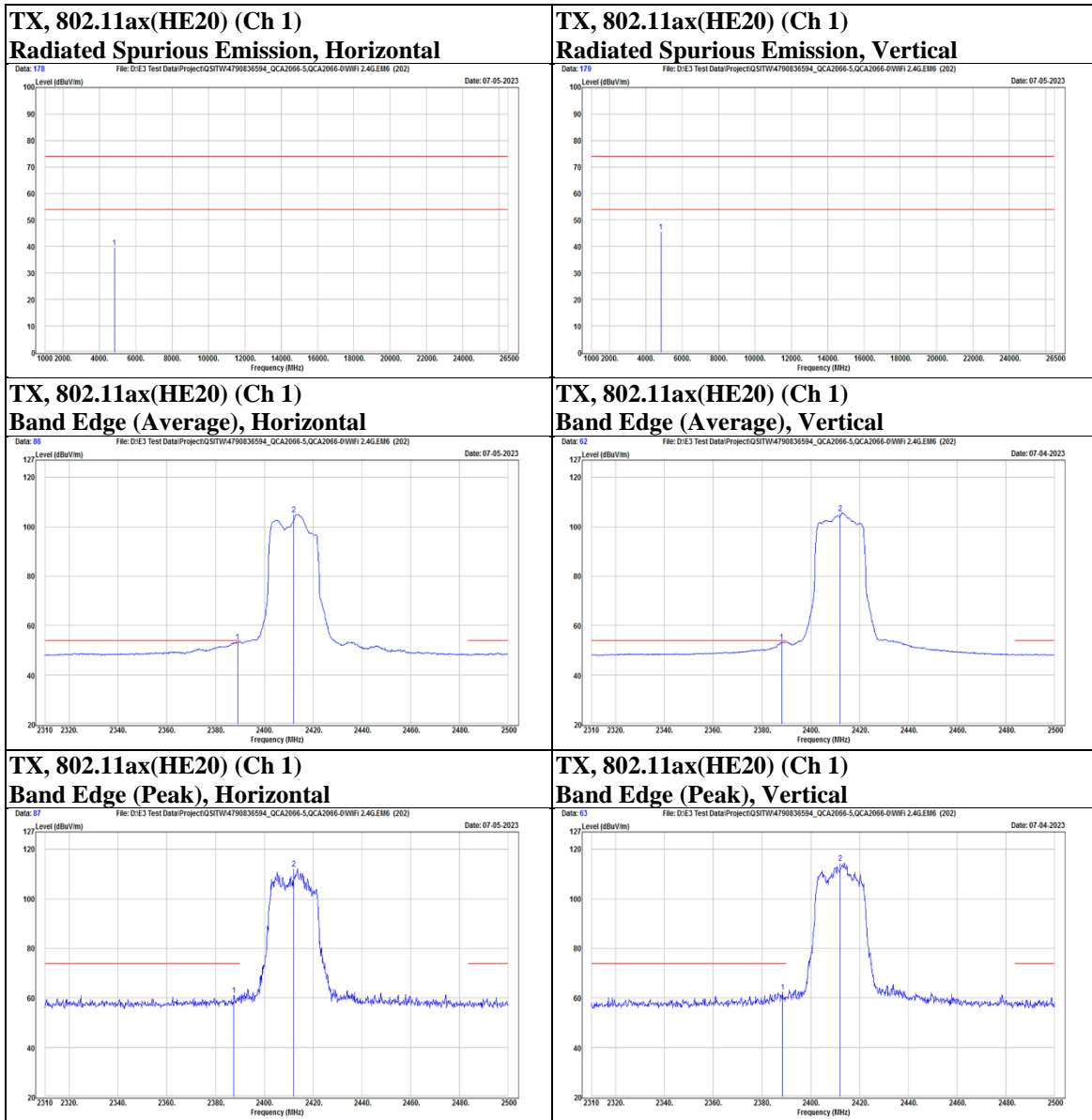
Underwriters Laboratories Taiwan Co., Ltd.

Building B and Building E, No. 372-7, Sec. 4, Zhongxing Rd., Zhudong Township, Hsinchu County, Taiwan

Telephone : +886-2-7737-3000

Facsimile (FAX) : +886-3-583-7948

Doc No: Form-ULID-004737 (DCS:17-EM-F0876) / 6.1



Mode	802.11ax(HE20)	Channel	6
------	----------------	---------	---

Polarization	Notation	Frequency (MHz)	Reading (dBuV)	Correct (dB/m)	Result (dBuV/m)	Limit (dBuV/m)	Margin (dB)	Remark
Horizontal		2389.42	45.6	18.86	64.46	74	-9.54	PK
		2389.99	34.68	18.86	53.54	54	-0.46	AVG
	@	2437	99.34	18.97	118.31	N/A	N/A	PK
	@	2437	89.21	18.97	108.18	N/A	N/A	AVG
		2483.66	46.16	18.81	64.97	74	-9.03	PK
		2483.85	35.1	18.81	53.91	54	-0.09	AVG
	*	4874	37.1	2.2	39.3	74	-34.7	PK
Vertical		2379.16	43.95	18.88	62.83	74	-11.17	PK
		2389.99	34.49	18.86	53.35	54	-0.65	AVG
	@	2437	99.84	18.97	118.81	N/A	N/A	PK
	@	2437	90.38	18.97	109.35	N/A	N/A	AVG
		2483.66	44.13	18.81	62.94	74	-11.06	PK
		2484.04	34.74	18.81	53.55	54	-0.45	AVG
	*	4874	41.45	2.2	43.65	74	-30.35	PK

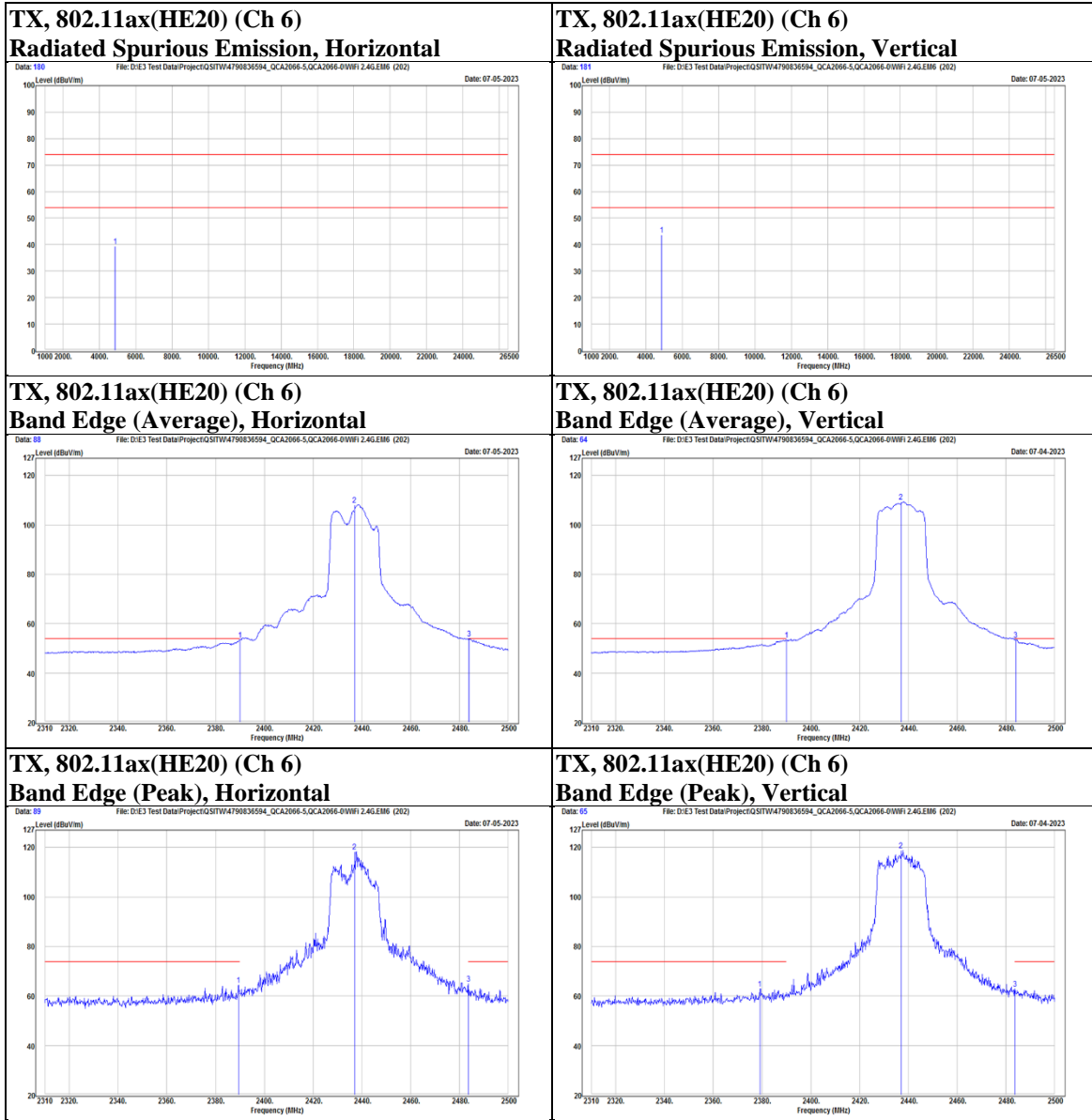
Underwriters Laboratories Taiwan Co., Ltd.

Building B and Building E, No. 372-7, Sec. 4, Zhongxing Rd., Zhudong Township, Hsinchu County, Taiwan

Telephone : +886-2-7737-3000

Facsimile (FAX) : +886-3-583-7948

Doc No: Form-ULID-004737 (DCS:17-EM-F0876) / 6.1



Mode	802.11ax(HE20)	Channel	10
------	----------------	---------	----

Polarization	Notation	Frequency (MHz)	Reading (dBuV)	Correct (dB/m)	Result (dBuV/m)	Limit (dBuV/m)	Margin (dB)	Remark
Horizontal	@	2457	93.13	18.98	112.11	N/A	N/A	PK
	@	2457	85.57	18.98	104.55	N/A	N/A	AVG
		2483.66	33.59	18.81	52.4	54	-1.6	AVG
		2486.51	43.05	18.8	61.85	74	-12.15	PK
	*	4914	36.72	2.24	38.96	74	-35.04	PK
Vertical	@	2457	97.43	18.98	116.41	N/A	N/A	PK
	@	2457	88.21	18.98	107.19	N/A	N/A	AVG
		2483.66	35.07	18.81	53.88	54	-0.12	AVG
		2488.41	45.42	18.78	64.2	74	-9.8	PK
	*	4914	42.44	2.24	44.68	74	-29.32	PK

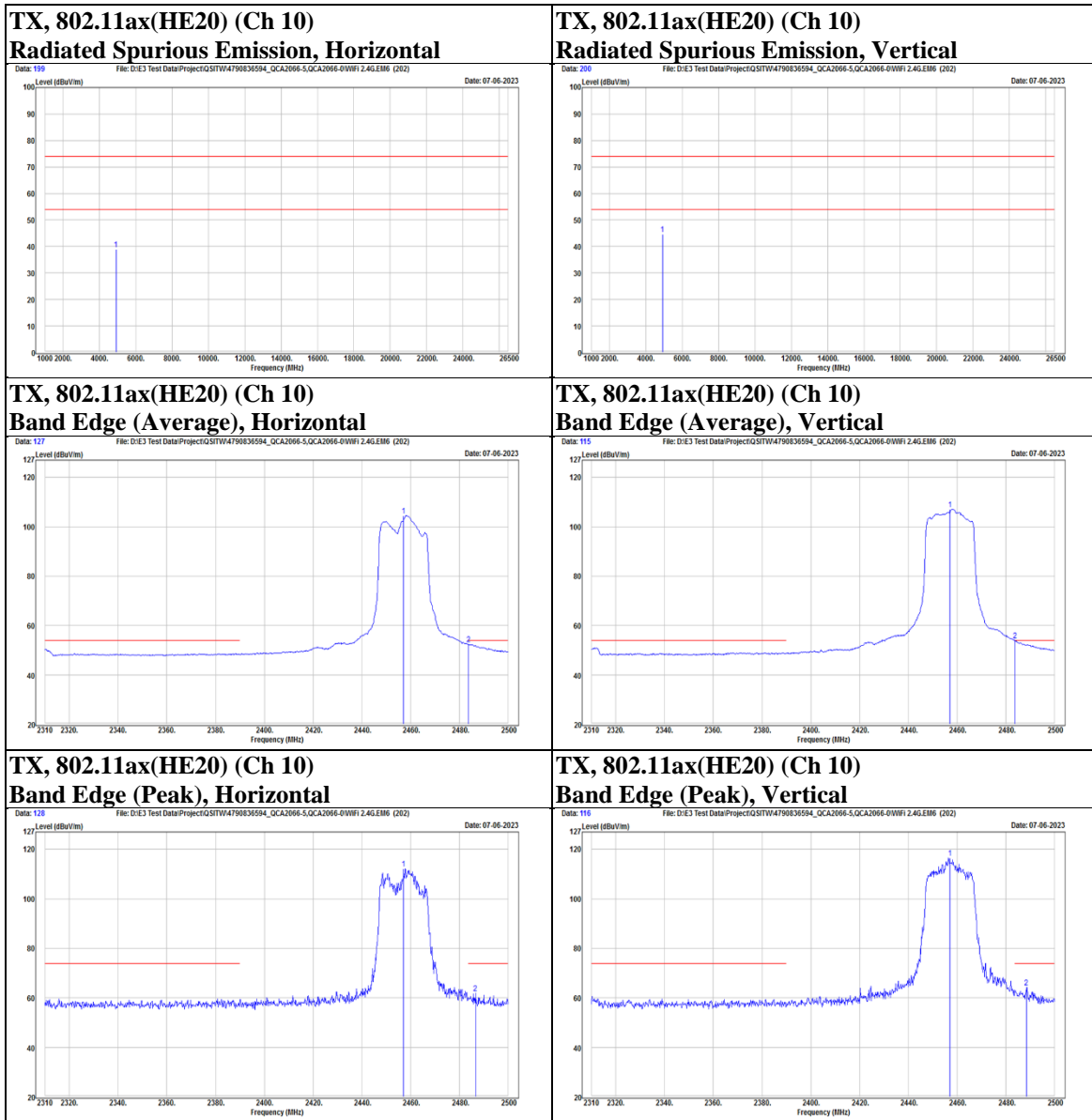
Underwriters Laboratories Taiwan Co., Ltd.

Building B and Building E, No. 372-7, Sec. 4, Zhongxing Rd., Zhudong Township, Hsinchu County, Taiwan

Telephone : +886-2-7737-3000

Facsimile (FAX) : +886-3-583-7948

Doc No: Form-ULID-004737 (DCS:17-EM-F0876) / 6.1



Mode	802.11ax(HE20)	Channel	11
------	----------------	---------	----

Polarization	Notation	Frequency (MHz)	Reading (dBuV)	Correct (dB/m)	Result (dBuV/m)	Limit (dBuV/m)	Margin (dB)	Remark
Horizontal		2310.19	33.77	18.96	52.73	54	-1.27	AVG
		2313.04	42.75	18.95	61.7	74	-12.3	PK
	@	2462	92.87	18.95	111.82	N/A	N/A	PK
	@	2462	86.18	18.95	105.13	N/A	N/A	AVG
		2484.04	43.31	18.81	62.12	74	-11.88	PK
		2485.37	34.11	18.8	52.91	54	-1.09	AVG
	*	4924	38.44	2.25	40.69	74	-33.31	PK
Vertical		2310.19	34.03	18.96	52.99	54	-1.01	AVG
		2310.76	44.18	18.96	63.14	74	-10.86	PK
	@	2462	94.44	18.95	113.39	N/A	N/A	PK
	@	2462	85.33	18.95	104.28	N/A	N/A	AVG
		2484.04	34.61	18.81	53.42	54	-0.58	AVG
		2484.61	44.3	18.8	63.1	74	-10.9	PK
	*	4924	43.14	2.25	45.39	74	-28.61	PK

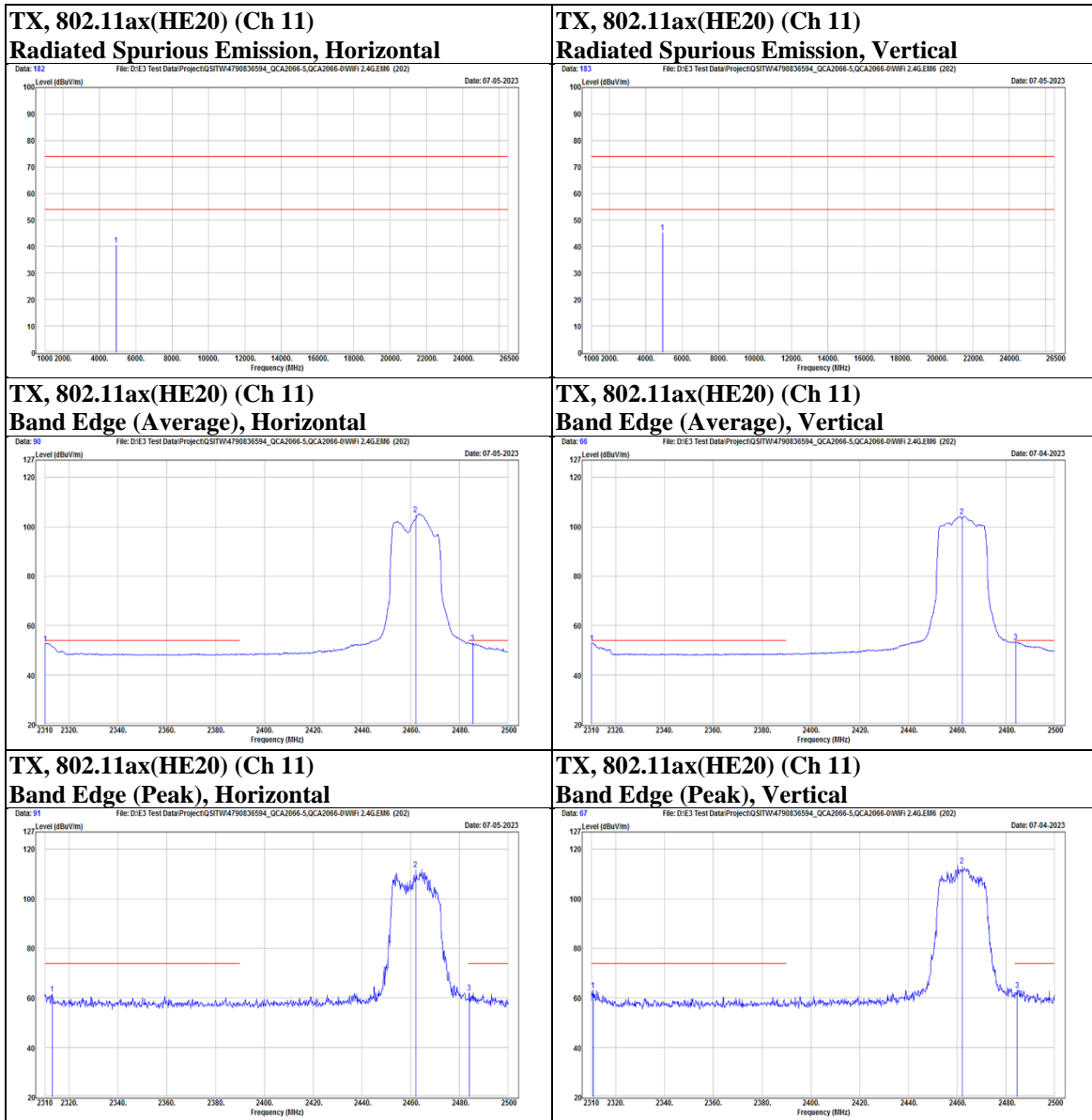
Underwriters Laboratories Taiwan Co., Ltd.

Building B and Building E, No. 372-7, Sec. 4, Zhongxing Rd., Zhudong Township, Hsinchu County, Taiwan

Telephone : +886-2-7737-3000

Facsimile (FAX) : +886-3-583-7948

Doc No: Form-ULID-004737 (DCS:17-EM-F0876) / 6.1



Mode	802.11ax(HE40)	Channel	3
------	----------------	---------	---

Polarization	Notation	Frequency (MHz)	Reading (dBuV)	Correct (dB/m)	Result (dBuV/m)	Limit (dBuV/m)	Margin (dB)	Remark
Horizontal		2382.77	33.7	18.88	52.58	54	-1.42	AVG
		2386.57	43.22	18.87	62.09	74	-11.91	PK
	@	2422	90.74	18.91	109.65	N/A	N/A	PK
	@	2422	82.09	18.91	101	N/A	N/A	AVG
	*	4844	37.44	2.18	39.62	74	-34.38	PK
Vertical		2388.28	34.85	18.87	53.72	54	-0.28	AVG
		2389.04	44.62	18.86	63.48	74	-10.52	PK
	@	2422	92.99	18.91	111.9	N/A	N/A	PK
	@	2422	84.52	18.91	103.43	N/A	N/A	AVG
	*	4844	41.91	2.18	44.09	74	-29.91	PK

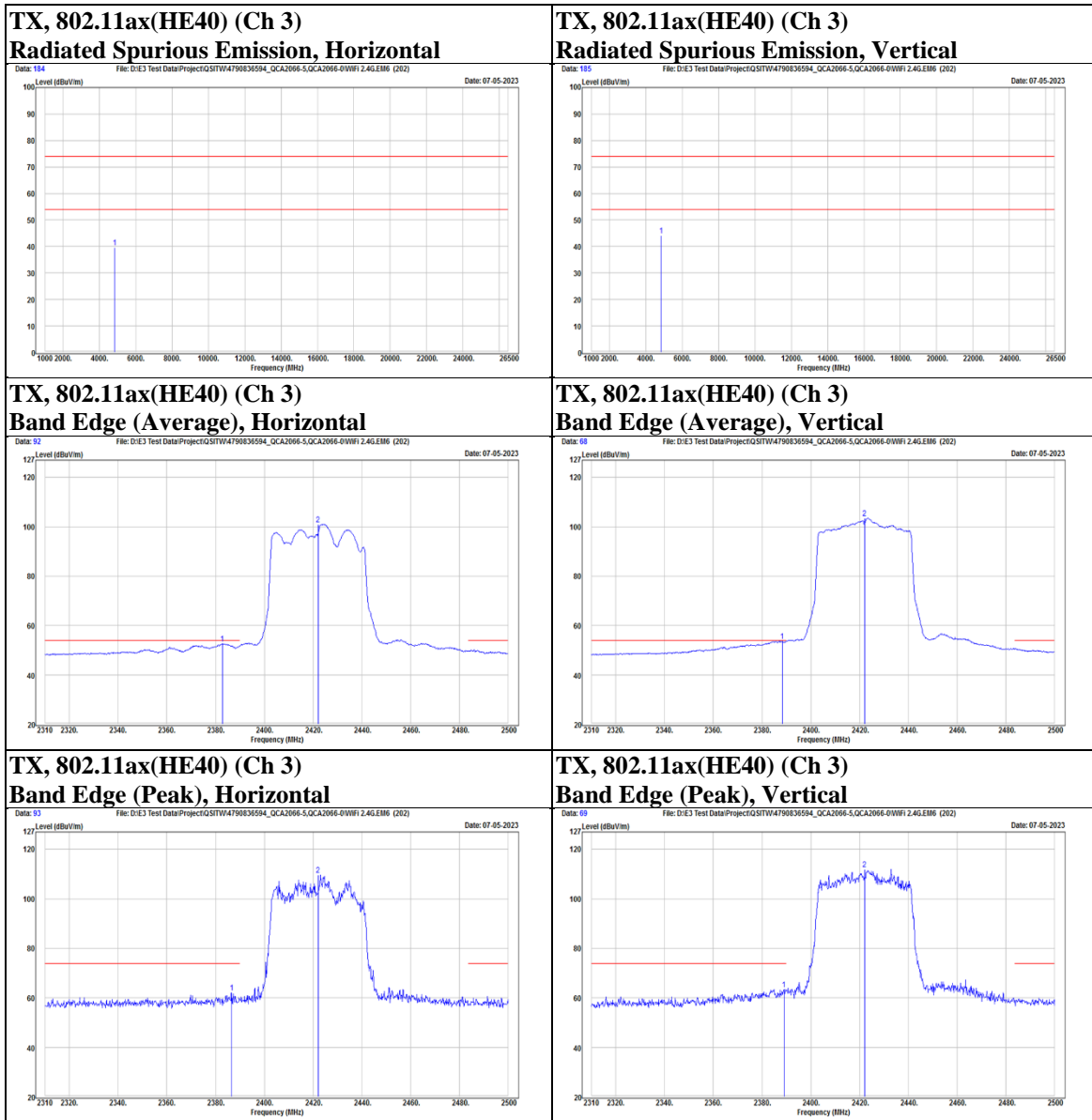
Underwriters Laboratories Taiwan Co., Ltd.

Building B and Building E, No. 372-7, Sec. 4, Zhongxing Rd., Zhudong Township, Hsinchu County, Taiwan

Telephone : +886-2-7737-3000

Facsimile (FAX) : +886-3-583-7948

Doc No: Form-ULID-004737 (DCS:17-EM-F0876) / 6.1



Mode	802.11ax(HE40)	Channel	6
------	----------------	---------	---

Polarization	Notation	Frequency (MHz)	Reading (dBuV)	Correct (dB/m)	Result (dBuV/m)	Limit (dBuV/m)	Margin (dB)	Remark
Horizontal		2387.14	43.19	18.87	62.06	74	-11.94	PK
		2388.28	31.77	18.87	50.64	54	-3.36	AVG
	@	2437	92.01	18.97	110.98	N/A	N/A	PK
	@	2437	83.46	18.97	102.43	N/A	N/A	AVG
		2483.85	31.19	18.81	50	54	-4	AVG
		2495.25	42.21	18.74	60.95	74	-13.05	PK
	*	4874	37.74	2.2	39.94	74	-34.06	PK
Vertical		2386.19	43.07	18.87	61.94	74	-12.06	PK
		2389.61	33.25	18.86	52.11	54	-1.89	AVG
	@	2437	93.58	18.97	112.55	N/A	N/A	PK
	@	2437	84.59	18.97	103.56	N/A	N/A	AVG
		2483.66	34.48	18.81	53.29	54	-0.71	AVG
		2486.32	43.61	18.79	62.4	74	-11.6	PK
	*	4874	41.41	2.2	43.61	74	-30.39	PK

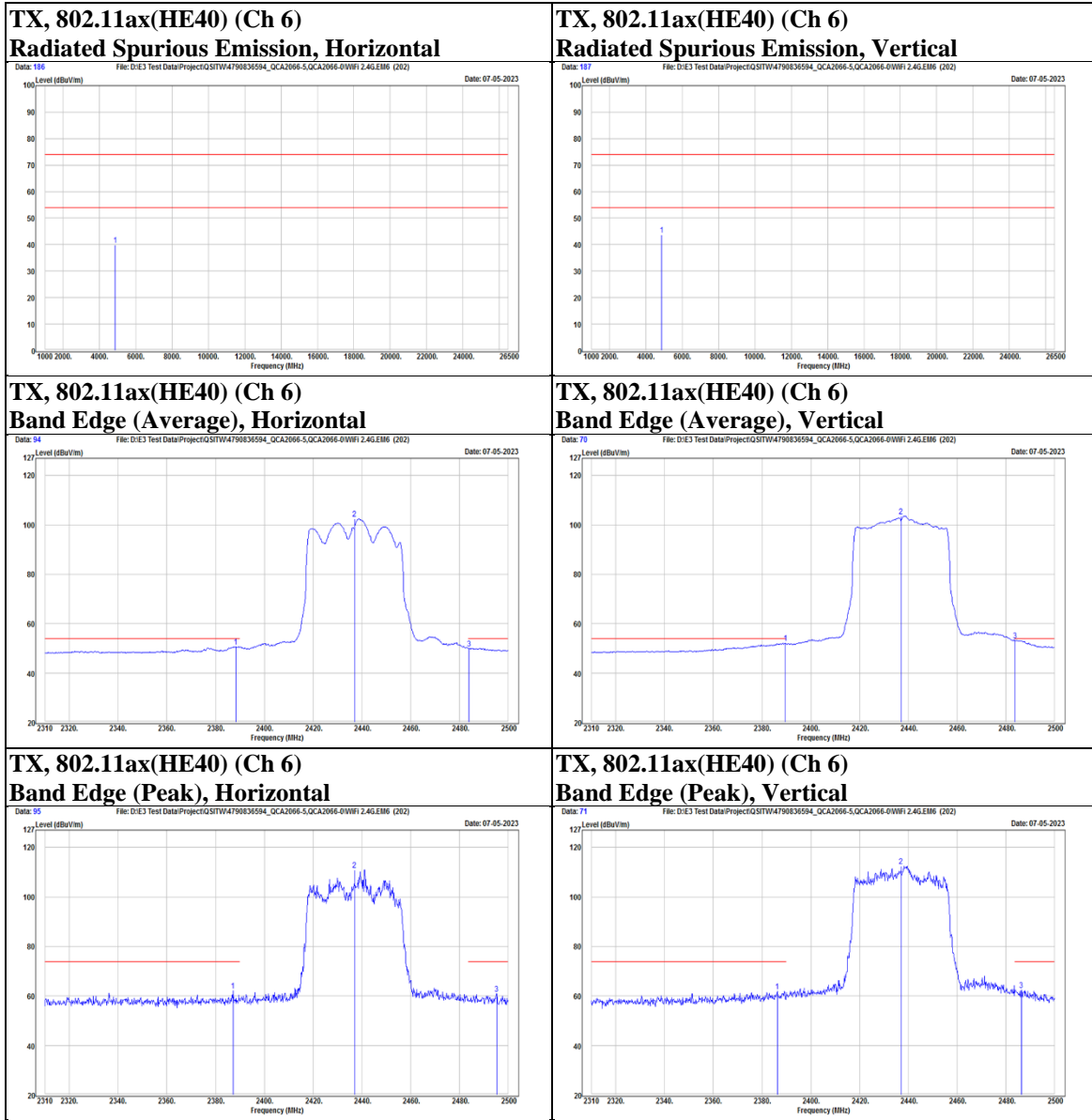
Underwriters Laboratories Taiwan Co., Ltd.

Building B and Building E, No. 372-7, Sec. 4, Zhongxing Rd., Zhudong Township, Hsinchu County, Taiwan

Telephone : +886-2-7737-3000

Facsimile (FAX) : +886-3-583-7948

Doc No: Form-ULID-004737 (DCS:17-EM-F0876) / 6.1



Mode	802.11ax(HE40)	Channel	9
------	----------------	---------	---

Polarization	Notation	Frequency (MHz)	Reading (dBuV)	Correct (dB/m)	Result (dBuV/m)	Limit (dBuV/m)	Margin (dB)	Remark
Horizontal		2311.52	31.42	18.96	50.38	54	-3.62	AVG
	@	2452	89.44	19.01	108.45	N/A	N/A	PK
	@	2452	82.33	19.01	101.34	N/A	N/A	AVG
		2484.23	32.76	18.81	51.57	54	-2.43	AVG
		2486.32	42.5	18.79	61.29	74	-12.71	PK
	*	4904	35.84	2.23	38.07	74	-35.93	PK
Vertical	@	2452	91.87	19.01	110.88	N/A	N/A	PK
	@	2452	83.37	19.01	102.38	N/A	N/A	AVG
		2483.66	34.82	18.81	53.63	54	-0.37	AVG
		2492.78	44.87	18.76	63.63	74	-10.37	PK
	*	4904	39.51	2.23	41.74	74	-32.26	PK

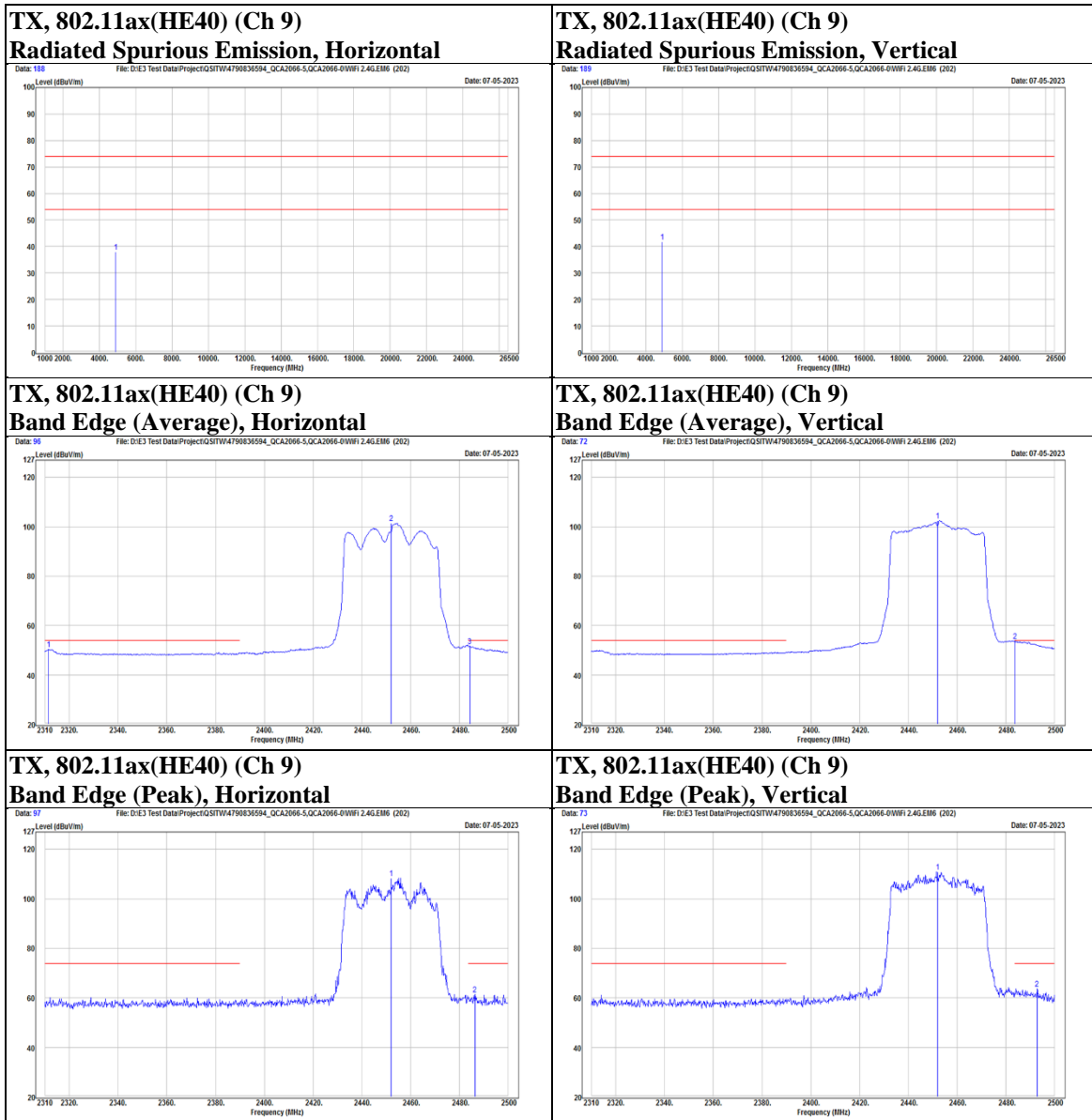
Underwriters Laboratories Taiwan Co., Ltd.

Building B and Building E, No. 372-7, Sec. 4, Zhongxing Rd., Zhudong Township, Hsinchu County, Taiwan

Telephone : +886-2-7737-3000

Facsimile (FAX) : +886-3-583-7948

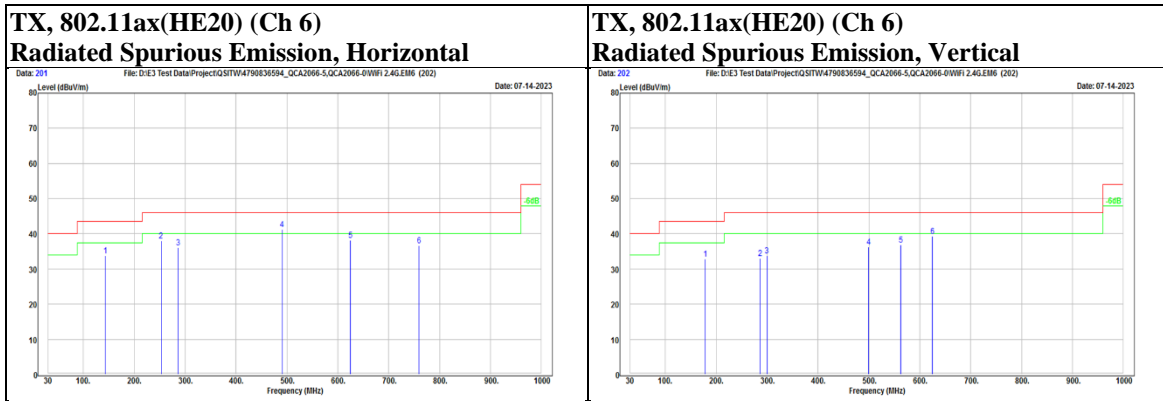
Doc No: Form-ULID-004737 (DCS:17-EM-F0876) / 6.1



Below 1 GHz

Mode	802.11ax(HE20)	Channel	6
------	----------------	---------	---

Polarization	Notation	Frequency	Reading	Correct	Result	Limit	Margin	Remark
		(MHz)	(dBuV)	(dB/m)	(dBuV/m)	(dBuV/m)	(dB)	
Horizontal		143.49	46.19	-12.31	33.88	43.5	-9.62	PK
		253.1	50.42	-12.38	38.04	46	-7.96	PK
		286.08	46.99	-10.93	36.06	46	-9.94	PK
		490.75	46.42	-5.21	41.21	46	-4.79	PK
		624.61	40.28	-2.08	38.2	46	-7.8	PK
		759.44	35.89	0.7	36.59	46	-9.41	PK
Vertical		178.41	45.64	-12.85	32.79	43.5	-10.71	PK
		286.08	43.95	-10.93	33.02	46	-12.98	PK
		299.66	44.43	-10.66	33.77	46	-12.23	PK
		499.48	41.38	-5.16	36.22	46	-9.78	PK
		562.53	40.57	-3.74	36.83	46	-9.17	PK
		624.61	41.36	-2.08	39.28	46	-6.72	PK



9 kHz ~ 30 MHz Data:

For 9 kHz to 30 MHz radiated emission have performed all modes of operation were investigated. The amplitude of spurious emissions attenuated more than 20 dB below the permissible value is not required to be report.

No non-compliance noted:

KDB 414788 D01 OATS and Chamber Correlation Justification

- Base on FCC 15.31 (f) (2): measurements may be performed at a distance closer than that specified in the regulations; however, an attempt should be made to avoid making measurements in the near field.

- OATs and chamber correlation testing had been performed and chamber measured test results is the worst case test result.

Although these tests were performed other than open area test site, adequate comparison measurements were confirmed against 30m open area test site. Therefore sufficient tests were made to demonstrate that the alternative site produces results that correlate with the ones of tests made in an open field based on KDB 414788.

9.6. AC Power Line Conducted Emission

Requirements

Frequency (MHz)	Conducted limit (dB μ V)	
	Quasi-peak	Average
0.15 - 0.5	66 - 56	56 - 46
0.50 - 5.0	56	46
5.0 - 30	60	50

Note:

1. The lower limit shall apply at the transition frequencies.
2. The limit decreases in line with the logarithm of the frequency in the range of 0.15 to 0.50MHz.

Test Procedures

- a. The EUT was placed 0.4 meters from the conducting wall of the shielded room with EUT being connected to the power mains through a line impedance stabilization network (LISN). Other support units were connected to the power mains through another LISN. The two LISNs provide 50 ohm/ 50uH of coupling impedance for the measuring instrument.
- b. Both lines of the power mains connected to the EUT were checked for maximum conducted interference.
- c. The frequency range from 150kHz to 30MHz was searched. Emission levels under (Limit - 20dB) was not recorded.

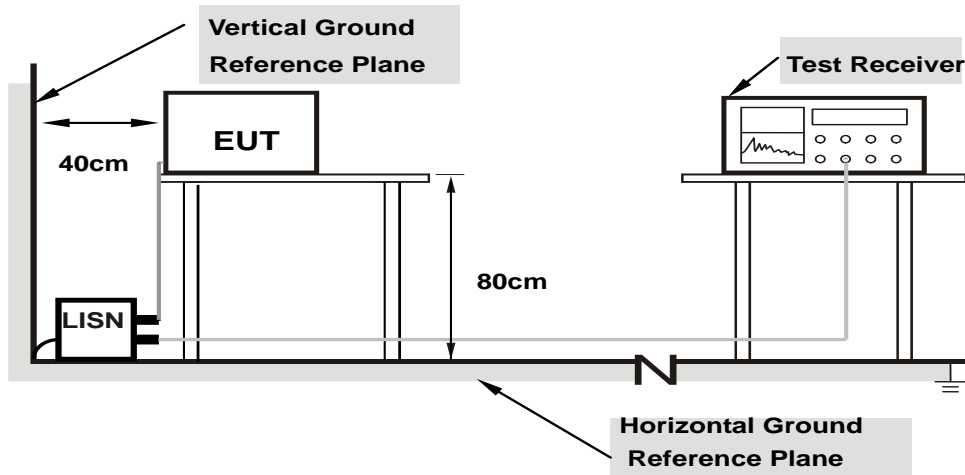
NOTE:

1. The resolution bandwidth and video bandwidth of test receiver is 9kHz for quasi-peak detection (QP) and average detection (AV) at frequency 0.15MHz-30MHz.
2. All modes of operation were investigated (includes all external accessories) and the worst-case emissions are reported, the other emission levels were low against the limit.
3. Test data of Result value (dB μ V) = Reading value (dB μ V) + Correction Factor (dB).
4. Test data of Margin(dB) = Result value (dB μ V) - Limit value (dB μ V).
5. Test data of Correction Factor (dB) = Insertion loss(dB) + Cable loss(dB).

Underwriters Laboratories Taiwan Co., Ltd.

Building B and Building E, No. 372-7, Sec. 4, Zhongxing Rd., Zhudong Township, Hsinchu County, Taiwan
Telephone : +886-2-7737-3000
Facsimile (FAX) : +886-3-583-7948

Test Setup

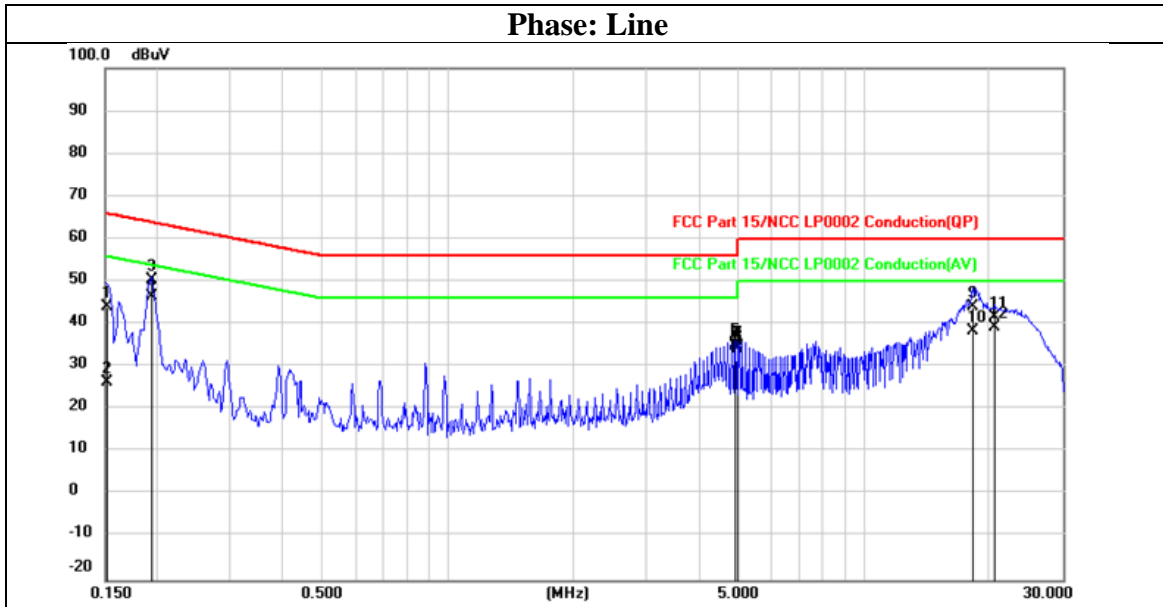


Note: 1.Support units were connected to second LISN.

For the actual test configuration, please refer to the Setup Configurations.

Test Data

Mode	11ax20_TX2437	Channel	6
------	---------------	---------	---



No.	Frequency (MHz)	Reading (dBuV)	Correct (dB)	Result (dBuV)	Limit (dBuV)	Margin (dB)	Remark
1	0.1514	34.14	9.96	44.10	65.92	-21.82	QP
2	0.1514	16.28	9.96	26.24	55.92	-29.68	AVG
3	0.1930	40.28	9.96	50.24	63.91	-13.67	QP
4	0.1930	36.43	9.96	46.39	53.91	-7.52	AVG
5	4.9052	25.12	10.11	35.23	56.00	-20.77	QP
6	4.9052	24.64	10.11	34.75	46.00	-11.25	AVG
7	5.0033	24.56	10.11	34.67	60.00	-25.33	QP
8	5.0033	23.93	10.11	34.04	50.00	-15.96	AVG
9	18.2478	33.58	10.45	44.03	60.00	-15.97	QP
10	18.2478	27.91	10.45	38.36	50.00	-11.64	AVG
11	20.6018	31.24	10.48	41.72	60.00	-18.28	QP
12	20.6018	28.63	10.48	39.11	50.00	-10.89	AVG

Underwriters Laboratories Taiwan Co., Ltd.

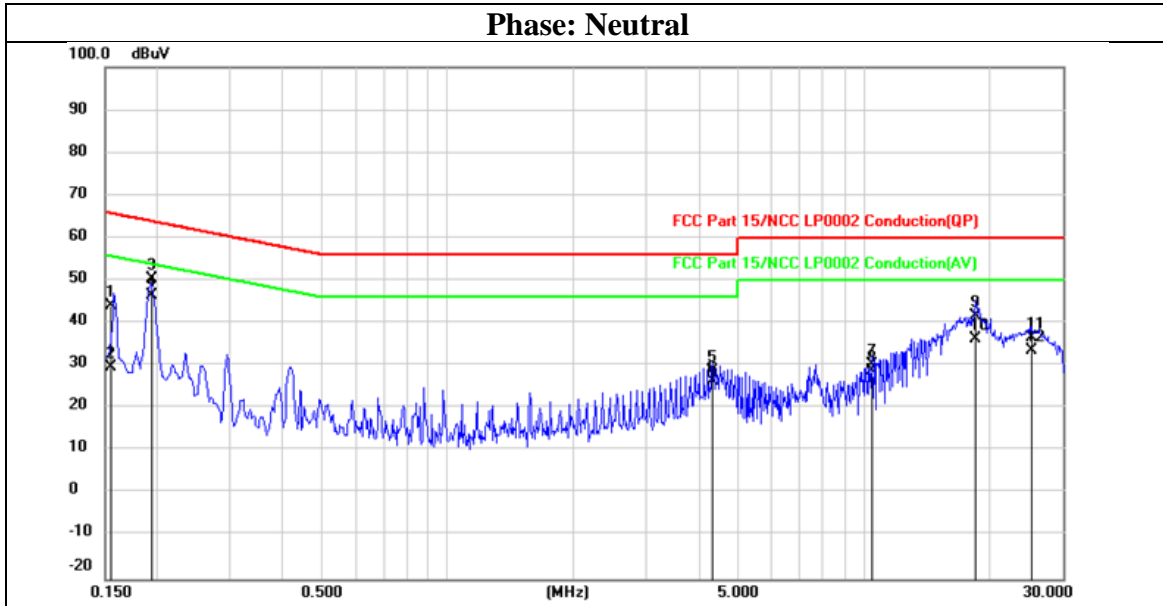
Building B and Building E, No. 372-7, Sec. 4, Zhongxing Rd., Zhudong Township, Hsinchu County, Taiwan

Telephone : +886-2-7737-3000

Facsimile (FAX) : +886-3-583-7948

Doc No: Form-ULID-004737 (DCS:17-EM-F0876) / 6.1

Mode	11ax20_TX2437	Channel	6
------	---------------	---------	---



No.	Frequency	Reading	Correct	Result	Limit	Margin	Remark
	(MHz)	(dBuV)	(dB)	(dBuV)	(dBuV)	(dB)	
1	0.1543	34.03	9.95	43.98	65.77	-21.79	QP
2	0.1543	19.64	9.95	29.59	55.77	-26.18	AVG
3	0.1932	40.31	9.94	50.25	63.90	-13.65	QP
4	0.1932	36.46	9.94	46.40	53.90	-7.50	AVG
5	4.3167	18.76	10.09	28.85	56.00	-27.15	QP
6	4.3167	16.25	10.09	26.34	46.00	-19.66	AVG
7	10.4974	19.96	10.27	30.23	60.00	-29.77	QP
8	10.4974	18.56	10.27	28.83	50.00	-21.17	AVG
9	18.4438	31.30	10.49	41.79	60.00	-18.21	QP
10	18.4438	25.67	10.49	36.16	50.00	-13.84	AVG
11	25.2128	26.03	10.62	36.65	60.00	-23.35	QP
12	25.2128	22.90	10.62	33.52	50.00	-16.48	AVG

END OF REPORT

Underwriters Laboratories Taiwan Co., Ltd.

Building B and Building E, No. 372-7, Sec. 4, Zhongxing Rd., Zhudong Township, Hsinchu County, Taiwan

Telephone : +886-2-7737-3000

Facsimile (FAX) : +886-3-583-7948

Doc No: Form-ULID-004737 (DCS:17-EM-F0876) / 6.1