EST Technology

Chilingxiang, Qishantou, Santun,
Houjie, Dongguan,Guangdong,China
Tel:+86-769-83081888
Fax:+86-769-83081878

Data: 108 File: \\Emc-966-1\test data\2019\RF\C\Chunghsin\ONA19TB007.EM6 (174)

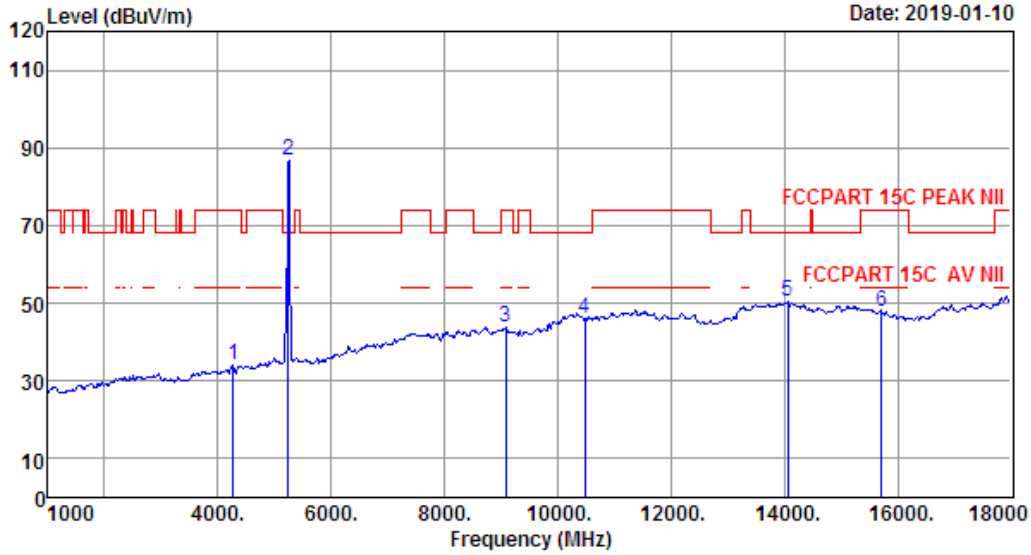

Site no. : 1# 966 Chamber Data no. : 108
Dis. / Ant. : 3m ANT9120D 1-18G Ant. pol. : HORIZONTAL
Limit : FCCPART 15C PEAK NII
Env. / Ins. : Temp:23.6';Humi:56%;Press:101.52kPa
Engineer : Seven
EUT : 10.1"ANDROID TABLET
Power : WITH DETACHABLE KEYBOARD
M/N : DC 5V From Adapter Input AC 120V/60Hz
Test Mode : ONA19TB007
IEEE 802.11n HT20 TX 5240MHz

	Freq. (MHz)	Ant. Factor (dB/m)	Cable Loss (dB)	Amp Factor (dB)	Reading (dBuV)	Emission Level (dBuV/m)	Limits (dBuV/m)	Margin (dB)	Remark
1	4264.00	30.94	4.39	36.00	34.59	33.92	74.00	40.08	Peak
2	5240.00	32.68	4.93	35.54	84.83	86.90	68.20	-18.70	Peak
3	9075.00	38.02	6.98	33.83	32.48	43.65	74.00	30.35	Peak
4	10480.00	39.29	9.70	34.16	31.27	46.10	68.20	22.10	Peak
5	14056.00	41.65	10.13	32.95	31.50	50.33	68.20	17.87	Peak
6	15720.00	38.74	10.74	32.22	30.49	47.75	74.00	26.25	Peak

Remarks: 1. Emission Level= Antenna Factor + Cable Loss - Amp Factor + Reading.
2. Margin= Limit - Emission Level.
3. The emission levels that are 20dB below the official limit are not reported.

EST Technology

Chilingxiang, Qishantou, Santun,
Houjie, Dongguan,Guangdong,China
Tel:+86-769-83081888
Fax:+86-769-83081878

Data: 109 File: \\Emc-966-1\test data\2019\RF\C\Chunghsin\ONA19TB007.EM6 (174)

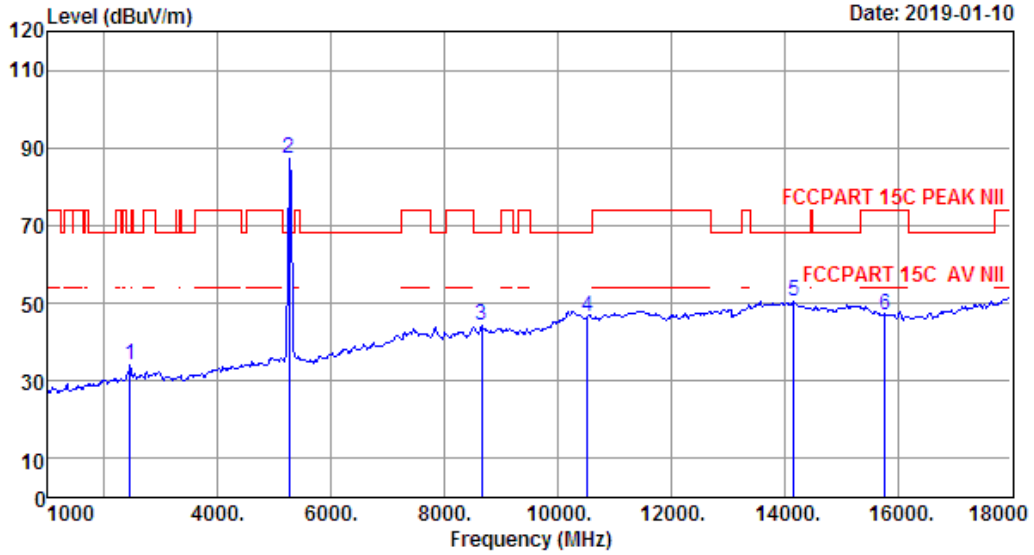

Site no. : 1# 966 Chamber Data no. : 109
Dis. / Ant. : 3m ANT9120D 1-18G Ant. pol. : HORIZONTAL
Limit : FCCPART 15C PEAK NII
Env. / Ins. : Temp:23.6';Humi:56%;Press:101.52kPa
Engineer : Seven
EUT : 10.1"ANDROID TABLET
Power : WITH DETACHABLE KEYBOARD
M/N : DC 5V From Adapter Input AC 120V/60Hz
Test Mode : ONA19TB007
IEEE 802.11n HT20 TX 5260MHz

	Freq. (MHz)	Ant. Factor (dB/m)	Cable Loss (dB)	Amp Factor (dB)	Reading (dBuV)	Emission Level (dBuV/m)	Limits (dBuV/m)	Margin (dB)	Remark
1	2445.00	27.48	3.26	35.07	38.38	34.05	68.20	34.15	Peak
2	5260.00	32.72	4.95	35.56	85.03	87.14	68.20	-18.94	Peak
3	8650.00	37.41	6.90	33.18	33.20	44.33	68.20	23.87	Peak
4	10520.00	39.32	9.60	34.10	31.56	46.38	68.20	21.82	Peak
5	14175.00	41.53	10.15	33.11	31.93	50.50	68.20	17.70	Peak
6	15780.00	38.56	10.72	32.18	29.87	46.97	74.00	27.03	Peak

Remarks: 1. Emission Level= Antenna Factor + Cable Loss - Amp Factor + Reading.
2. Margin= Limit - Emission Level.
3. The emission levels that are 20dB below the official limit are not reported.

EST Technology

Chilingxiang, Qishantou, Santun,
Houjie, Dongguan,Guangdong,China
Tel:+86-769-83081888
Fax:+86-769-83081878

Data: 110 File: \\Emc-966-1\test data\2019\RF\C\Chunghsin\ONA19TB007.EM6 (174)

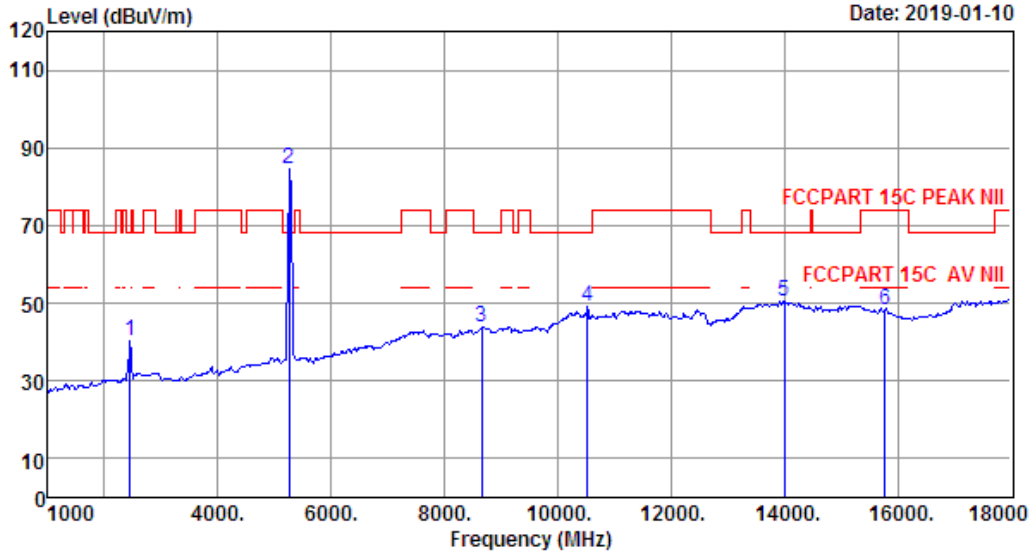

Site no. : 1# 966 Chamber Data no. : 110
Dis. / Ant. : 3m ANT9120D 1-18G Ant. pol. : VERTICAL
Limit : FCCPART 15C PEAK NII
Env. / Ins. : Temp:23.6';Humi:56%;Press:101.52kPa
Engineer : Seven
EUT : 10.1"ANDROID TABLET
Power : WITH DETACHABLE KEYBOARD
M/N : DC 5V From Adapter Input AC 120V/60Hz
Test Mode : ONA19TB007
IEEE 802.11n HT20 TX 5260MHz

	Freq. (MHz)	Ant. Factor (dB/m)	Cable Loss (dB)	Amp Factor (dB)	Reading (dBuV)	Emission Level (dBuV/m)	Limits (dBuV/m)	Margin (dB)	Remark
1	2445.00	27.48	3.26	35.07	44.78	40.45	68.20	27.75	Peak
2	5260.00	32.72	4.95	35.56	82.51	84.62	68.20	-16.42	Peak
3	8650.00	37.41	6.90	33.18	32.87	44.00	68.20	24.20	Peak
4	10520.00	39.32	9.60	34.10	34.47	49.29	68.20	18.91	Peak
5	14005.00	41.70	10.13	32.88	31.71	50.66	68.20	17.54	Peak
6	15780.00	38.56	10.72	32.18	31.00	48.10	74.00	25.90	Peak

Remarks: 1. Emission Level= Antenna Factor + Cable Loss - Amp Factor + Reading.
2. Margin= Limit - Emission Level.
3. The emission levels that are 20dB below the official limit are not reported.

EST Technology

Chilingxiang, Qishantou, Santun,
Houjie, Dongguan,Guangdong,China
Tel:+86-769-83081888
Fax:+86-769-83081878

Data: 111 File: \\Emc-966-1\test data\2019\RF\C\Chunghsin\ONA19TB007.EM6 (174)

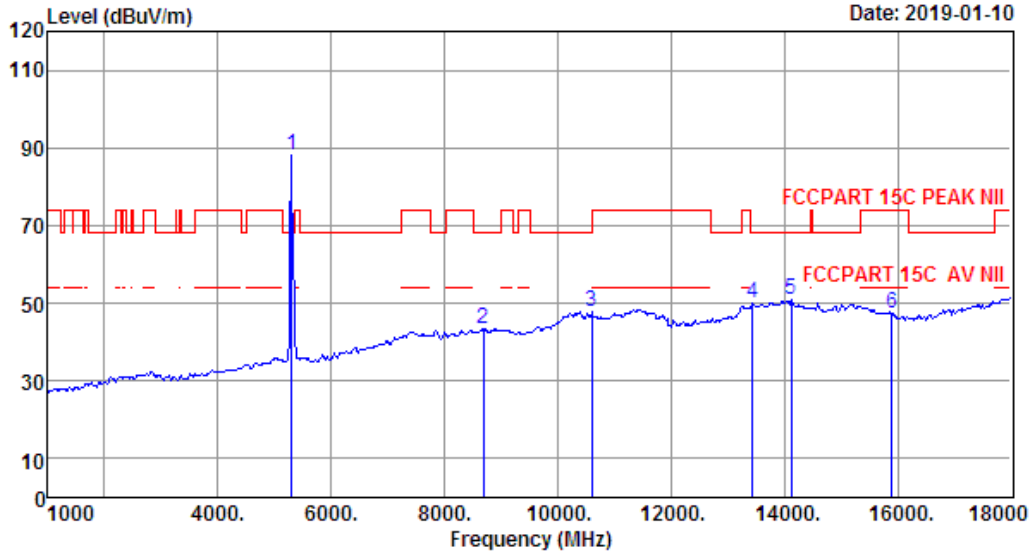

Site no. : 1# 966 Chamber Data no. : 111
Dis. / Ant. : 3m ANT9120D 1-18G Ant. pol. : VERTICAL
Limit : FCCPART 15C PEAK NII
Env. / Ins. : Temp:23.6';Humi:56%;Press:101.52kPa
Engineer : Seven
EUT : 10.1"ANDROID TABLET
Power : WITH DETACHABLE KEYBOARD
M/N : DC 5V From Adapter Input AC 120V/60Hz
Test Mode : ONA19TB007
IEEE 802.11n HT20 TX 5300MHz

	Freq. (MHz)	Ant. Factor (dB/m)	Cable Loss (dB)	Amp Factor (dB)	Reading (dBuV)	Emission Level (dBuV/m)	Limits (dBuV/m)	Margin (dB)	Remark
1	5300.00	32.76	4.97	35.62	86.08	88.19	68.20	-19.99	Peak
2	8684.00	37.46	6.90	33.06	32.16	43.46	68.20	24.74	Peak
3	10600.00	39.42	9.35	34.00	32.94	47.71	68.20	20.49	Peak
4	13444.00	41.18	9.59	32.59	31.94	50.12	68.20	18.08	Peak
5	14124.00	41.58	10.14	33.04	32.12	50.80	68.20	17.40	Peak
6	15900.00	38.15	10.65	32.10	30.74	47.44	74.00	26.56	Peak

Remarks: 1. Emission Level= Antenna Factor + Cable Loss - Amp Factor + Reading.
2. Margin= Limit - Emission Level.
3. The emission levels that are 20dB below the official limit are not reported.

EST Technology

Chilingxiang, Qishantou, Santun,
Houjie, Dongguan,Guangdong,China
Tel:+86-769-83081888
Fax:+86-769-83081878

Data: 112 File: \\Emc-966-1\test data\2019\RF\C\Chunghsin\ONA19TB007.EM6 (174)

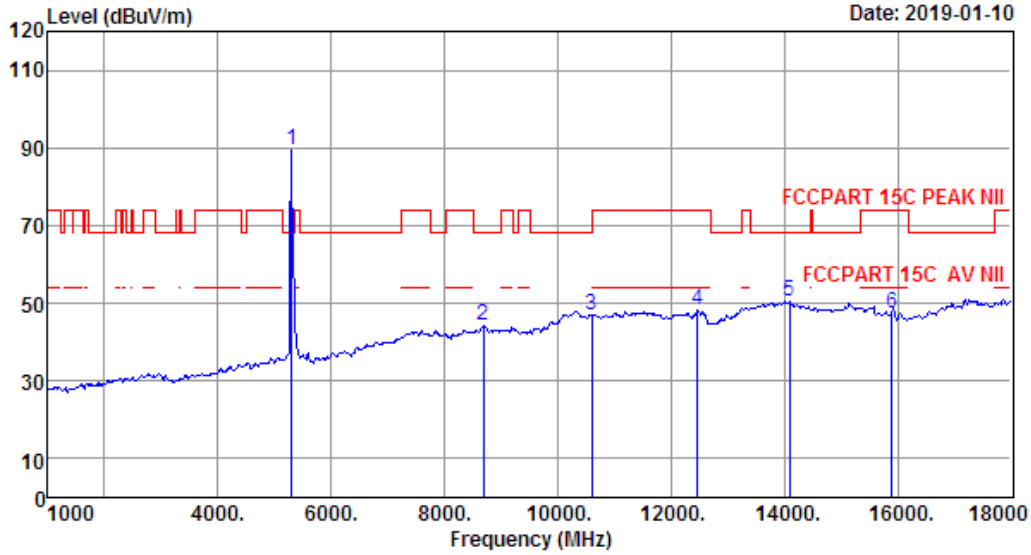

Site no. : 1# 966 Chamber Data no. : 112
Dis. / Ant. : 3m ANT9120D 1-18G Ant. pol. : HORIZONTAL
Limit : FCCPART 15C PEAK NII
Env. / Ins. : Temp:23.6';Humi:56%;Press:101.52kPa
Engineer : Seven
EUT : 10.1"ANDROID TABLET
Power : WITH DETACHABLE KEYBOARD
M/N : DC 5V From Adapter Input AC 120V/60Hz
Test Mode : ONA19TB007
IEEE 802.11n HT20 TX 5300MHz

	Freq. (MHz)	Ant. Factor (dB/m)	Cable Loss (dB)	Amp Factor (dB)	Reading (dBuV)	Emission Level (dBuV/m)	Limits (dBuV/m)	Margin (dB)	Remark
1	5300.00	32.76	4.97	35.62	87.19	89.30	68.20	-21.10	Peak
2	8684.00	37.46	6.90	33.06	32.78	44.08	68.20	24.12	Peak
3	10600.00	39.42	9.35	34.00	32.08	46.85	68.20	21.35	Peak
4	12475.00	39.30	8.57	32.71	33.32	48.48	74.00	25.52	Peak
5	14090.00	41.61	10.14	32.99	31.81	50.57	68.20	17.63	Peak
6	15900.00	38.15	10.65	32.10	30.78	47.48	74.00	26.52	Peak

Remarks: 1. Emission Level= Antenna Factor + Cable Loss - Amp Factor + Reading.
2. Margin= Limit - Emission Level.
3. The emission levels that are 20dB below the official limit are not reported.

EST Technology

Chilingxiang, Qishantou, Santun,
Houjie, Dongguan,Guangdong,China
Tel:+86-769-83081888
Fax:+86-769-83081878

Data: 113 File: \\Emc-966-1\test data\2019\RF\C\Chunghsin\ONA19TB007.EM6 (174)

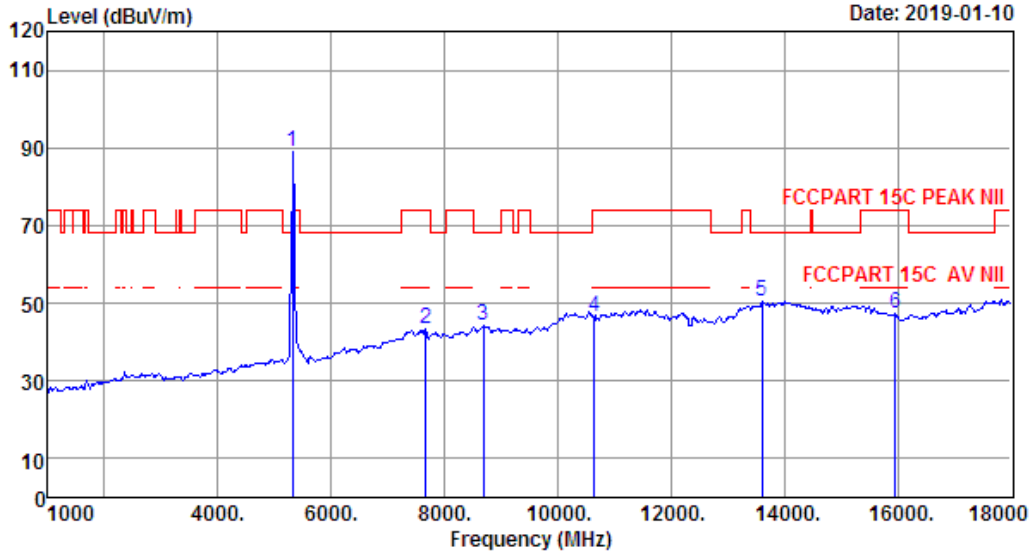

Site no. : 1# 966 Chamber Data no. : 113
Dis. / Ant. : 3m ANT9120D 1-18G Ant. pol. : HORIZONTAL
Limit : FCCPART 15C PEAK NII
Env. / Ins. : Temp:23.6';Humi:56%;Press:101.52kPa
Engineer : Seven
EUT : 10.1"ANDROID TABLET
Power : WITH DETACHABLE KEYBOARD
M/N : DC 5V From Adapter Input AC 120V/60Hz
Test Mode : ONA19TB007
IEEE 802.11n HT20 TX 5320MHz

	Freq. (MHz)	Ant. Factor (dB/m)	Cable Loss (dB)	Amp Factor (dB)	Reading (dBuV)	Emission Level (dBuV/m)	Limits (dBuV/m)	Margin (dB)	Remark
1	5320.00	32.78	4.99	35.64	86.91	89.04	68.20	-20.84	Peak
2	7664.00	37.37	6.19	33.35	33.25	43.46	74.00	30.54	Peak
3	8684.00	37.46	6.90	33.06	32.89	44.19	68.20	24.01	Peak
4	10640.00	39.47	9.25	33.95	31.59	46.36	74.00	27.64	Peak
5	13614.00	41.39	9.82	32.59	32.03	50.65	68.20	17.55	Peak
6	15960.00	37.92	10.62	32.09	30.75	47.20	74.00	26.80	Peak

Remarks: 1. Emission Level= Antenna Factor + Cable Loss - Amp Factor + Reading.
2. Margin= Limit - Emission Level.
3. The emission levels that are 20dB below the official limit are not reported.

EST Technology

Chilingxiang, Qishantou, Santun,
Houjie, Dongguan,Guangdong,China
Tel:+86-769-83081888
Fax:+86-769-83081878

Data: 114 File: \\Emc-966-1\test data\2019\RF\C\Chunghsin\ONA19TB007.EM6 (174)

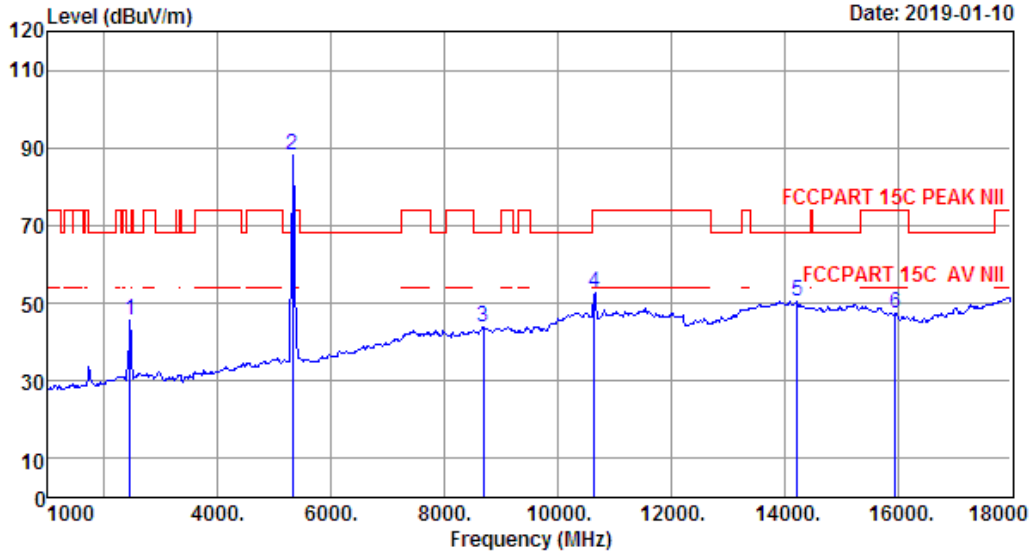

Site no. : 1# 966 Chamber Data no. : 114
Dis. / Ant. : 3m ANT9120D 1-18G Ant. pol. : VERTICAL
Limit : FCCPART 15C PEAK NII
Env. / Ins. : Temp:23.6';Humi:56%;Press:101.52kPa
Engineer : Seven
EUT : 10.1"ANDROID TABLET
Power : WITH DETACHABLE KEYBOARD
M/N : DC 5V From Adapter Input AC 120V/60Hz
Test Mode : ONA19TB007
IEEE 802.11n HT20 TX 5320MHz

	Freq. (MHz)	Ant. Factor (dB/m)	Cable Loss (dB)	Amp Factor (dB)	Reading (dBuV)	Emission Level (dBuV/m)	Limits (dBuV/m)	Margin (dB)	Remark
1	2445.00	27.48	3.26	35.07	49.93	45.60	68.20	22.60	Peak
2	5320.00	32.78	4.99	35.64	86.04	88.17	68.20	-19.97	Peak
3	8684.00	37.46	6.90	33.06	32.73	44.03	68.20	24.17	Peak
4	10640.00	39.47	9.25	33.95	38.02	52.79	74.00	21.21	Peak
5	14226.00	41.48	10.16	33.18	32.08	50.54	68.20	17.66	Peak
6	15960.00	37.92	10.62	32.09	31.12	47.57	74.00	26.43	Peak

Remarks: 1. Emission Level= Antenna Factor + Cable Loss - Amp Factor + Reading.
2. Margin= Limit - Emission Level.
3. The emission levels that are 20dB below the official limit are not reported.

EST Technology

Chilingxiang, Qishantou, Santun,
Houjie, Dongguan,Guangdong,China
Tel:+86-769-83081888
Fax:+86-769-83081878

Data: 115 File: \\Emc-966-1\test data\2019\RF\C\Chunghsin\ONA19TB007.EM6 (174)

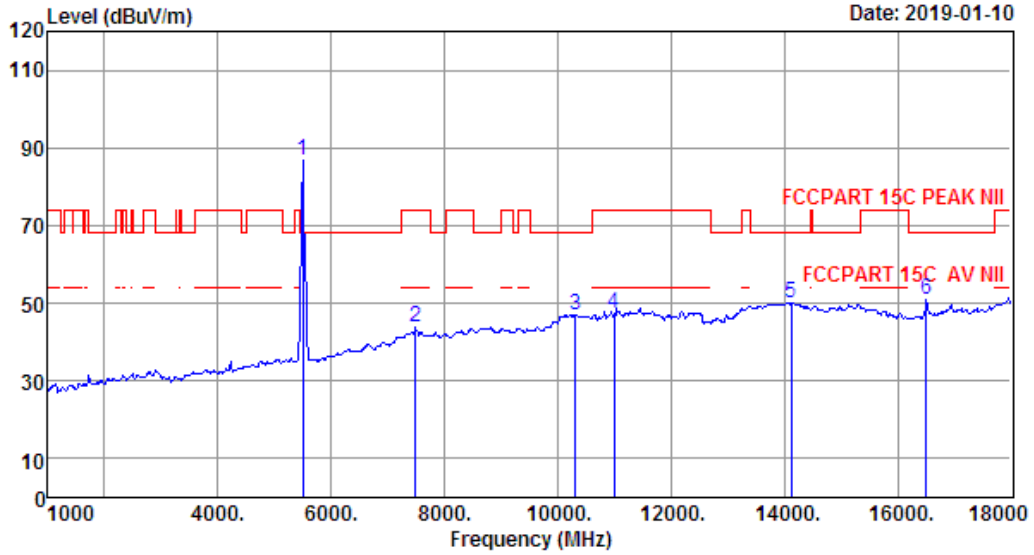

Site no. : 1# 966 Chamber Data no. : 115
Dis. / Ant. : 3m ANT9120D 1-18G Ant. pol. : VERTICAL
Limit : FCCPART 15C PEAK NII
Env. / Ins. : Temp:23.6';Humi:56%;Press:101.52kPa
Engineer : Seven
EUT : 10.1"ANDROID TABLET
Power : WITH DETACHABLE KEYBOARD
M/N : DC 5V From Adapter Input AC 120V/60Hz
Test Mode : ONA19TB007
IEEE 802.11n HT20 TX 5500MHz

	Freq. (MHz)	Ant. Factor (dB/m)	Cable Loss (dB)	Amp Factor (dB)	Reading (dBuV)	Emission Level (dBuV/m)	Limits (dBuV/m)	Margin (dB)	Remark
1	5500.00	33.00	5.11	35.84	84.56	86.83	68.20	-18.63	Peak
2	7494.00	37.20	6.15	33.00	33.40	43.75	74.00	30.25	Peak
3	10316.00	39.23	10.20	34.34	32.06	47.15	68.20	21.05	Peak
4	11000.00	39.90	8.57	33.45	32.35	47.37	74.00	26.63	Peak
5	14124.00	41.58	10.14	33.04	31.50	50.18	68.20	18.02	Peak
6	16500.00	37.80	10.54	31.83	34.35	50.86	68.20	17.34	Peak

Remarks: 1. Emission Level= Antenna Factor + Cable Loss - Amp Factor + Reading.
2. Margin= Limit - Emission Level.
3. The emission levels that are 20dB below the official limit are not reported.

EST Technology

Chilingxiang, Qishantou, Santun,
Houjie, Dongguan,Guangdong,China
Tel:+86-769-83081888
Fax:+86-769-83081878

Data: 116 File: \\Emc-966-1\test data\2019\RF\C\Chunghsin\ONA19TB007.EM6 (174)

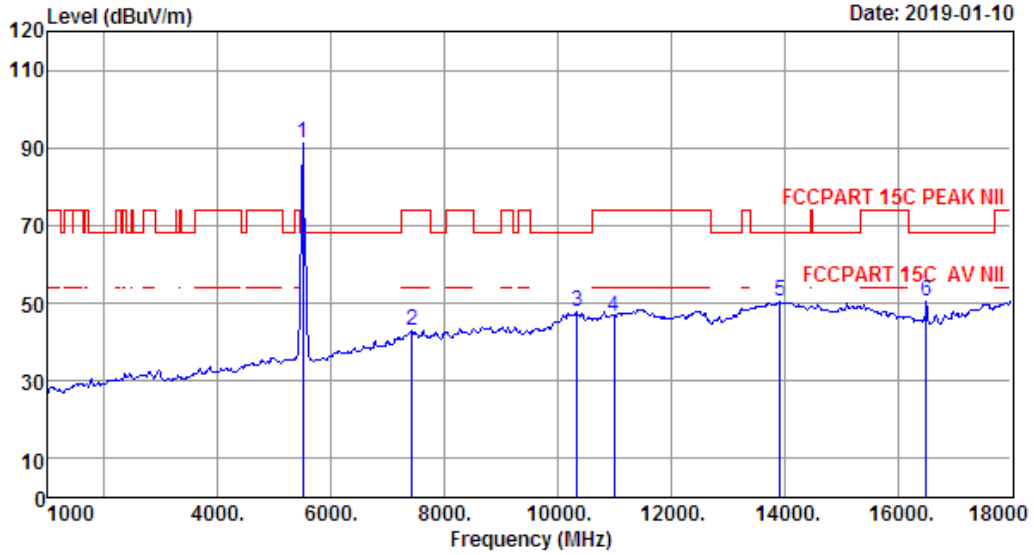

Site no. : 1# 966 Chamber Data no. : 116
Dis. / Ant. : 3m ANT9120D 1-18G Ant. pol. : HORIZONTAL
Limit : FCCPART 15C PEAK NII
Env. / Ins. : Temp:23.6';Humi:56%;Press:101.52kPa
Engineer : Seven
EUT : 10.1"ANDROID TABLET
Power : WITH DETACHABLE KEYBOARD
M/N : DC 5V From Adapter Input AC 120V/60Hz
Test Mode : ONA19TB007
IEEE 802.11n HT20 TX 5500MHz

	Freq. (MHz)	Ant. Factor (dB/m)	Cable Loss (dB)	Amp Factor (dB)	Reading (dBuV)	Emission Level (dBuV/m)	Limits (dBuV/m)	Margin (dB)	Remark
1	5500.00	33.00	5.11	35.84	88.95	91.22	68.20	-23.02	Peak
2	7426.00	37.05	6.13	33.11	32.94	43.01	74.00	30.99	Peak
3	10350.00	39.24	10.10	34.30	32.65	47.69	68.20	20.51	Peak
4	11000.00	39.90	8.57	33.45	31.68	46.70	74.00	27.30	Peak
5	13920.00	41.63	10.11	32.83	31.49	50.40	68.20	17.80	Peak
6	16500.00	37.80	10.54	31.83	33.82	50.33	68.20	17.87	Peak

Remarks: 1. Emission Level= Antenna Factor + Cable Loss - Amp Factor + Reading.
2. Margin= Limit - Emission Level.
3. The emission levels that are 20dB below the official limit are not reported.

EST Technology

Chilingxiang, Qishantou, Santun,
Houjie, Dongguan,Guangdong,China
Tel:+86-769-83081888
Fax:+86-769-83081878

Data: 117 File: \\Emc-966-1\test data\2019\RF\C\Chunghsin\ONA19TB007.EM6 (174)

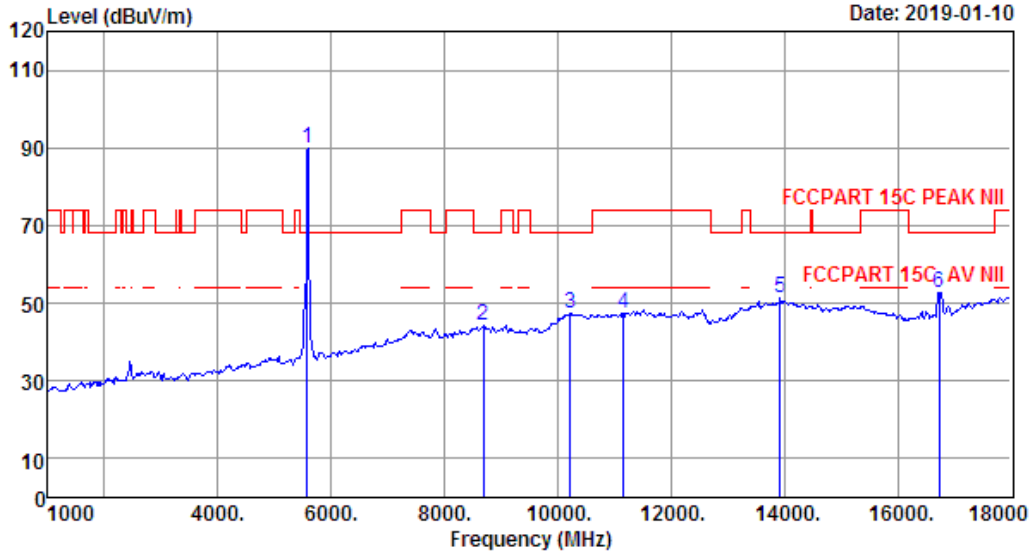

Site no. : 1# 966 Chamber Data no. : 117
Dis. / Ant. : 3m ANT9120D 1-18G Ant. pol. : HORIZONTAL
Limit : FCCPART 15C PEAK NII
Env. / Ins. : Temp:23.6';Humi:56%;Press:101.52kPa
Engineer : Seven
EUT : 10.1"ANDROID TABLET
Power : WITH DETACHABLE KEYBOARD
M/N : DC 5V From Adapter Input AC 120V/60Hz
Test Mode : ONA19TB007
IEEE 802.11n HT20 TX 5580MHz

	Freq. (MHz)	Ant. Factor (dB/m)	Cable Loss (dB)	Amp Factor (dB)	Reading (dBuV)	Emission Level (dBuV/m)	Limits (dBuV/m)	Margin (dB)	Remark
1	5580.00	33.07	5.14	35.92	87.51	89.80	68.20	-21.60	Peak
2	8684.00	37.46	6.90	33.06	33.04	44.34	68.20	23.86	Peak
3	10214.00	39.19	9.77	34.43	32.80	47.33	68.20	20.87	Peak
4	11160.00	39.97	8.45	33.16	31.97	47.23	74.00	26.77	Peak
5	13920.00	41.63	10.11	32.83	32.31	51.22	68.20	16.98	Peak
6	16740.00	39.59	10.51	31.49	33.98	52.59	68.20	15.61	Peak

Remarks: 1. Emission Level= Antenna Factor + Cable Loss - Amp Factor + Reading.
2. Margin= Limit - Emission Level.
3. The emission levels that are 20dB below the official limit are not reported.

EST Technology

Chilingxiang, Qishantou, Santun,
Houjie, Dongguan,Guangdong,China
Tel:+86-769-83081888
Fax:+86-769-83081878

Data: 118 File: \\Emc-966-1\test data\2019\RF\C\Chunghsin\ONA19TB007.EM6 (174)

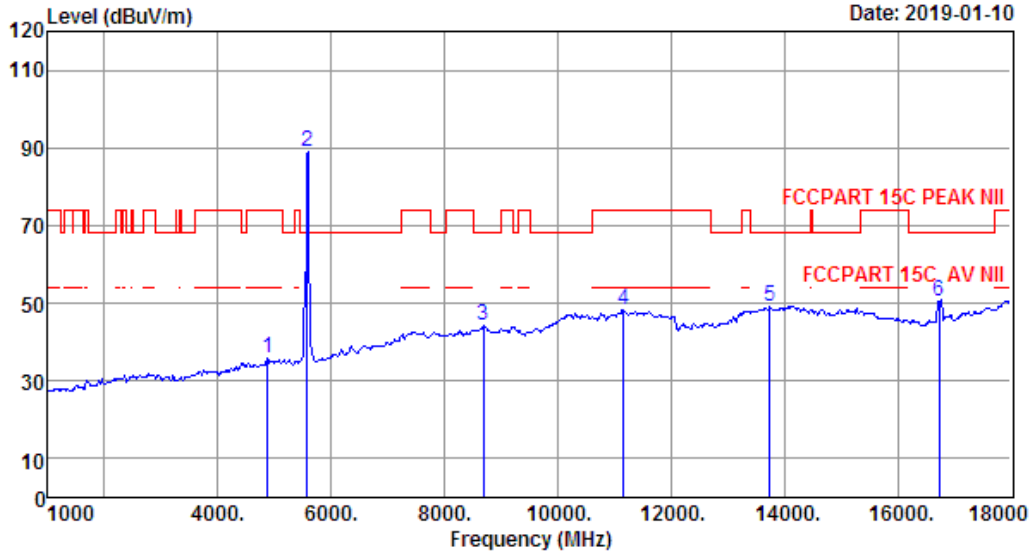

Site no. : 1# 966 Chamber Data no. : 118
Dis. / Ant. : 3m ANT9120D 1-18G Ant. pol. : VERTICAL
Limit : FCCPART 15C PEAK NII
Env. / Ins. : Temp:23.6';Humi:56%;Press:101.52kPa
Engineer : Seven
EUT : 10.1"ANDROID TABLET
Power : WITH DETACHABLE KEYBOARD
M/N : DC 5V From Adapter Input AC 120V/60Hz
Test Mode : ONA19TB007
IEEE 802.11n HT20 TX 5580MHz

	Freq. (MHz)	Ant. Factor (dB/m)	Cable Loss (dB)	Amp Factor (dB)	Reading (dBuV)	Emission Level (dBuV/m)	Limits (dBuV/m)	Margin (dB)	Remark
1	4876.00	32.18	4.73	35.14	34.06	35.83	74.00	38.17	Peak
2	5580.00	33.07	5.14	35.92	86.72	89.01	68.20	-20.81	Peak
3	8684.00	37.46	6.90	33.06	32.86	44.16	68.20	24.04	Peak
4	11160.00	39.97	8.45	33.16	32.93	48.19	74.00	25.81	Peak
5	13750.00	41.50	10.01	32.69	30.53	49.35	68.20	18.85	Peak
6	16740.00	39.59	10.51	31.49	32.03	50.64	68.20	17.56	Peak

Remarks: 1. Emission Level= Antenna Factor + Cable Loss - Amp Factor + Reading.
2. Margin= Limit - Emission Level.
3. The emission levels that are 20dB below the official limit are not reported.

EST Technology

Chilingxiang, Qishantou, Santun,
Houjie, Dongguan,Guangdong,China
Tel:+86-769-83081888
Fax:+86-769-83081878

Data: 119 File: \\Emc-966-1\test data\2019\RF\C\Chunghsin\ONA19TB007.EM6 (174)

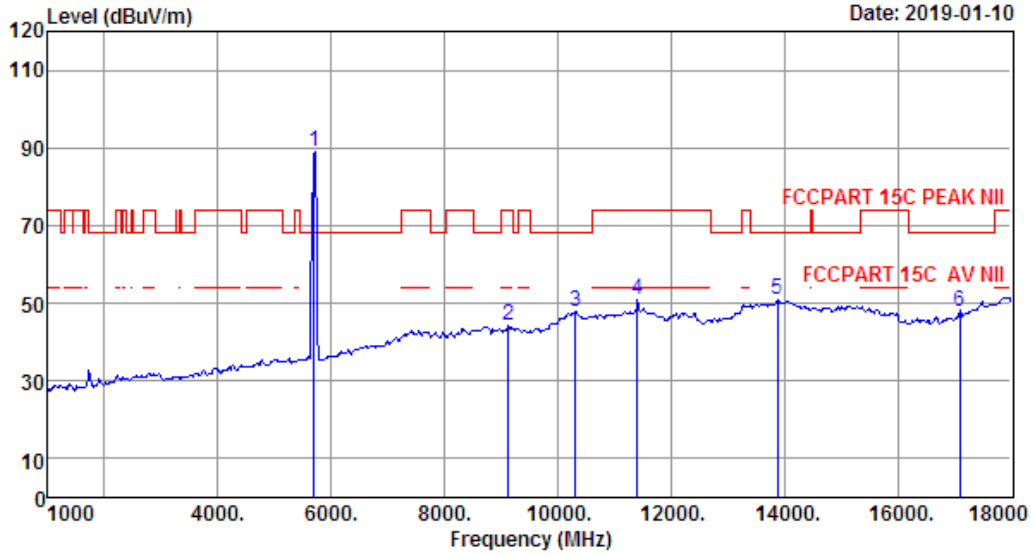

Site no. : 1# 966 Chamber Data no. : 119
Dis. / Ant. : 3m ANT9120D 1-18G Ant. pol. : VERTICAL
Limit : FCCPART 15C PEAK NII
Env. / Ins. : Temp:23.6';Humi:56%;Press:101.52kPa
Engineer : Seven
EUT : 10.1"ANDROID TABLET
Power : WITH DETACHABLE KEYBOARD
M/N : DC 5V From Adapter Input AC 120V/60Hz
Test Mode : ONA19TB007
IEEE 802.11n HT20 TX 5700MHz

	Freq. (MHz)	Ant. Factor (dB/m)	Cable Loss (dB)	Amp Factor (dB)	Reading (dBuV)	Emission Level (dBuV/m)	Limits (dBuV/m)	Margin (dB)	Remark
1	5700.00	33.19	5.18	35.95	86.45	88.87	68.20	-20.67	Peak
2	9126.00	38.12	7.00	33.99	33.08	44.21	74.00	29.79	Peak
3	10316.00	39.23	10.20	34.34	32.83	47.92	68.20	20.28	Peak
4	11400.00	40.06	8.29	32.71	35.12	50.76	74.00	23.24	Peak
5	13886.00	41.61	10.11	32.80	32.11	51.03	68.20	17.17	Peak
6	17100.00	41.88	10.63	31.22	26.33	47.62	68.20	20.58	Peak

Remarks: 1. Emission Level= Antenna Factor + Cable Loss - Amp Factor + Reading.
2. Margin= Limit - Emission Level.
3. The emission levels that are 20dB below the official limit are not reported.

EST Technology

Chilingxiang, Qishantou, Santun,
Houjie, Dongguan,Guangdong,China
Tel:+86-769-83081888
Fax:+86-769-83081878

Data: 120 File: \\Emc-966-1\test data\2019\RF\C\Chunghsin\ONA19TB007.EM6 (174)

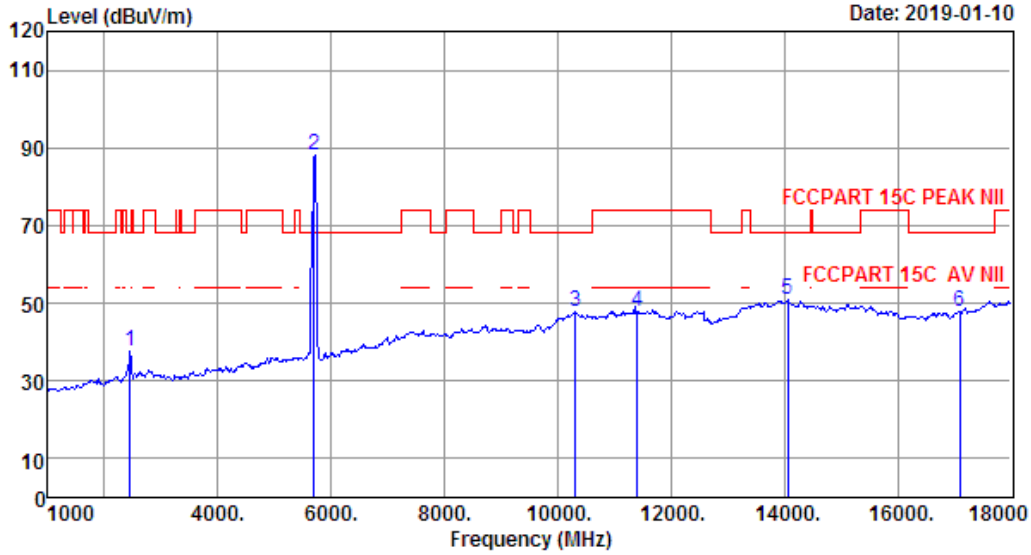

Site no. : 1# 966 Chamber Data no. : 120
Dis. / Ant. : 3m ANT9120D 1-18G Ant. pol. : HORIZONTAL
Limit : FCCPART 15C PEAK NII
Env. / Ins. : Temp:23.6';Humi:56%;Press:101.52kPa
Engineer : Seven
EUT : 10.1"ANDROID TABLET
Power : WITH DETACHABLE KEYBOARD
M/N : DC 5V From Adapter Input AC 120V/60Hz
Test Mode : ONA19TB007
IEEE 802.11n HT20 TX 5700MHz

	Freq. (MHz)	Ant. Factor (dB/m)	Cable Loss (dB)	Amp Factor (dB)	Reading (dBuV)	Emission Level (dBuV/m)	Limits (dBuV/m)	Margin (dB)	Remark
1	2445.00	27.48	3.26	35.07	42.05	37.72	68.20	30.48	Peak
2	5700.00	33.19	5.18	35.95	85.65	88.07	68.20	-19.87	Peak
3	10316.00	39.23	10.20	34.34	32.58	47.67	68.20	20.53	Peak
4	11400.00	40.06	8.29	32.71	32.13	47.77	74.00	26.23	Peak
5	14056.00	41.65	10.13	32.95	32.00	50.83	68.20	17.37	Peak
6	17100.00	41.88	10.63	31.22	26.57	47.86	68.20	20.34	Peak

Remarks: 1. Emission Level= Antenna Factor + Cable Loss - Amp Factor + Reading.
2. Margin= Limit - Emission Level.
3. The emission levels that are 20dB below the official limit are not reported.

EST Technology

Chilingxiang, Qishantou, Santun,
Houjie, Dongguan,Guangdong,China
Tel:+86-769-83081888
Fax:+86-769-83081878

Data: 121 File: \\Emc-966-1\test data\2019\RF\C\Chunghsin\ONA19TB007.EM6 (174)

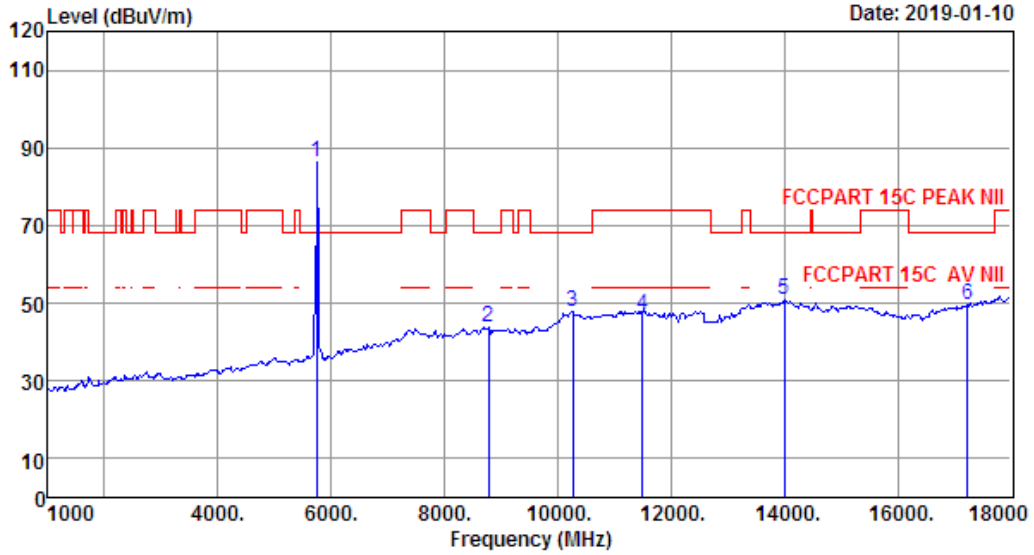

Site no. : 1# 966 Chamber Data no. : 121
Dis. / Ant. : 3m ANT9120D 1-18G Ant. pol. : HORIZONTAL
Limit : FCCPART 15C PEAK NII
Env. / Ins. : Temp:23.6';Humi:56%;Press:101.52kPa
Engineer : Seven
EUT : 10.1"ANDROID TABLET
Power : WITH DETACHABLE KEYBOARD
M/N : DC 5V From Adapter Input AC 120V/60Hz
Test Mode : ONA19TB007
IEEE 802.11n HT20 TX 5745MHz

	Freq. (MHz)	Ant. Factor (dB/m)	Cable Loss (dB)	Amp Factor (dB)	Reading (dBuV)	Emission Level (dBuV/m)	Limits (dBuV/m)	Margin (dB)	Remark
1	5745.00	33.24	5.20	35.91	83.82	86.35	68.20	-18.15	Peak
2	8786.00	37.60	6.90	32.99	32.17	43.68	68.20	24.52	Peak
3	10265.00	39.21	9.98	34.39	33.03	47.83	68.20	20.37	Peak
4	11490.00	40.09	8.28	32.55	31.21	47.03	74.00	26.97	Peak
5	14005.00	41.70	10.13	32.88	31.99	50.94	68.20	17.26	Peak
6	17235.00	42.39	10.94	31.21	27.31	49.43	68.20	18.77	Peak

Remarks: 1. Emission Level= Antenna Factor + Cable Loss - Amp Factor + Reading.
2. Margin= Limit - Emission Level.
3. The emission levels that are 20dB below the official limit are not reported.

EST Technology

Chilingxiang, Qishantou, Santun,
Houjie, Dongguan,Guangdong,China
Tel:+86-769-83081888
Fax:+86-769-83081878

Data: 122 File: \\Emc-966-1\test data\2019\RF\C\Chunghsin\ONA19TB007.EM6 (174)

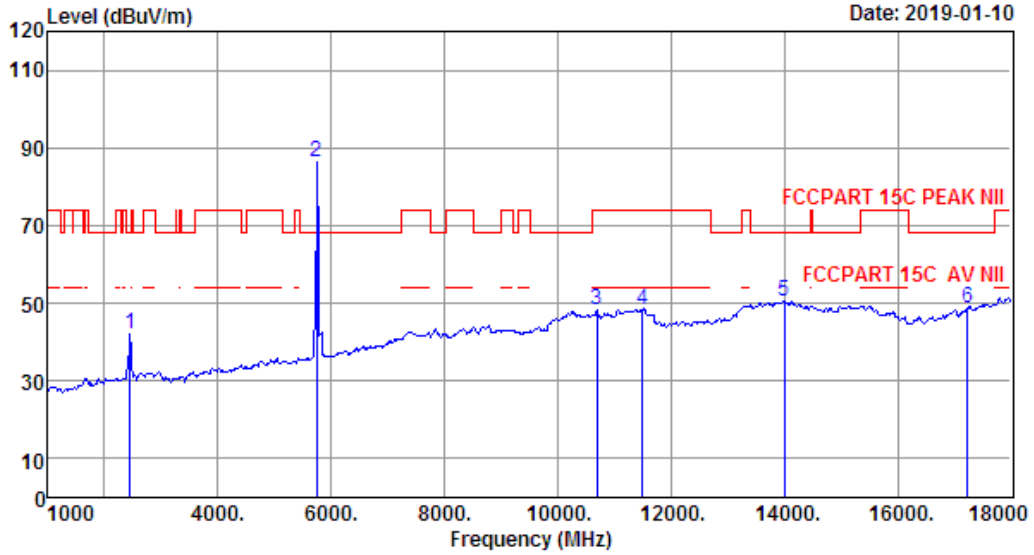

Site no. : 1# 966 Chamber Data no. : 122
Dis. / Ant. : 3m ANT9120D 1-18G Ant. pol. : VERTICAL
Limit : FCCPART 15C PEAK NII
Env. / Ins. : Temp:23.6';Humi:56%;Press:101.52kPa
Engineer : Seven
EUT : 10.1"ANDROID TABLET
Power : WITH DETACHABLE KEYBOARD
M/N : DC 5V From Adapter Input AC 120V/60Hz
Test Mode : ONA19TB007
IEEE 802.11n HT20 TX 5745MHz

	Freq. (MHz)	Ant. Factor (dB/m)	Cable Loss (dB)	Amp Factor (dB)	Reading (dBuV)	Emission Level (dBuV/m)	Limits (dBuV/m)	Margin (dB)	Remark
1	2445.00	27.48	3.26	35.07	46.34	42.01	68.20	26.19	Peak
2	5745.00	33.24	5.20	35.91	83.99	86.52	68.20	-18.32	Peak
3	10690.00	39.53	9.10	33.87	33.57	48.33	74.00	25.67	Peak
4	11490.00	40.09	8.28	32.55	32.65	48.47	74.00	25.53	Peak
5	14005.00	41.70	10.13	32.88	31.71	50.66	68.20	17.54	Peak
6	17235.00	42.39	10.94	31.21	26.62	48.74	68.20	19.46	Peak

Remarks: 1. Emission Level= Antenna Factor + Cable Loss - Amp Factor + Reading.
2. Margin= Limit - Emission Level.
3. The emission levels that are 20dB below the official limit are not reported.

EST Technology

Chilingxiang, Qishantou, Santun,
Houjie, Dongguan,Guangdong,China
Tel:+86-769-83081888
Fax:+86-769-83081878

Data: 123 File: \\Emc-966-1\test data\2019\RF\C\Chunghsin\ONA19TB007.EM6 (174)

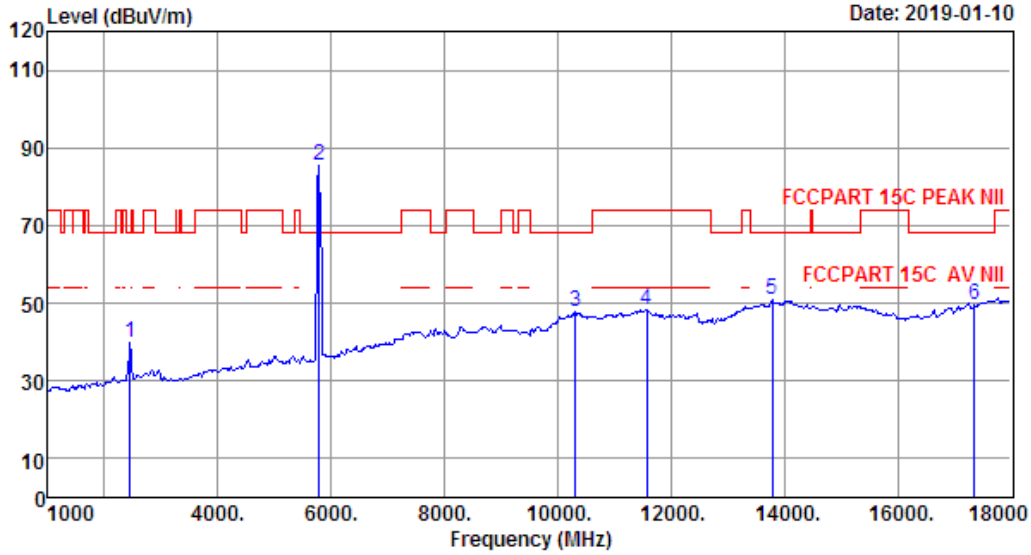

Site no. : 1# 966 Chamber Data no. : 123
Dis. / Ant. : 3m ANT9120D 1-18G Ant. pol. : VERTICAL
Limit : FCCPART 15C PEAK NII
Env. / Ins. : Temp:23.6';Humi:56%;Press:101.52kPa
Engineer : Seven
EUT : 10.1"ANDROID TABLET
Power : WITH DETACHABLE KEYBOARD
M/N : DC 5V From Adapter Input AC 120V/60Hz
Test Mode : ONA19TB007
IEEE 802.11n HT20 TX 5785MHz

	Freq. (MHz)	Ant. Factor (dB/m)	Cable Loss (dB)	Amp Factor (dB)	Reading (dBuV)	Emission Level (dBuV/m)	Limits (dBuV/m)	Margin (dB)	Remark
1	2445.00	27.48	3.26	35.07	44.21	39.88	68.20	28.32	Peak
2	5785.00	33.28	5.26	35.86	82.75	85.43	68.20	-17.23	Peak
3	10316.00	39.23	10.20	34.34	32.93	48.02	68.20	20.18	Peak
4	11570.00	40.00	8.26	32.42	32.40	48.24	74.00	25.76	Peak
5	13784.00	41.53	10.05	32.72	31.90	50.76	68.20	17.44	Peak
6	17355.00	42.83	11.21	31.04	26.43	49.43	68.20	18.77	Peak

Remarks: 1. Emission Level= Antenna Factor + Cable Loss - Amp Factor + Reading.
2. Margin= Limit - Emission Level.
3. The emission levels that are 20dB below the official limit are not reported.

EST Technology

Chilingxiang, Qishantou, Santun,
Houjie, Dongguan,Guangdong,China
Tel:+86-769-83081888
Fax:+86-769-83081878

Data: 124 File: \\Emc-966-1\test data\2019\RF\C\Chunghsin\ONA19TB007.EM6 (174)

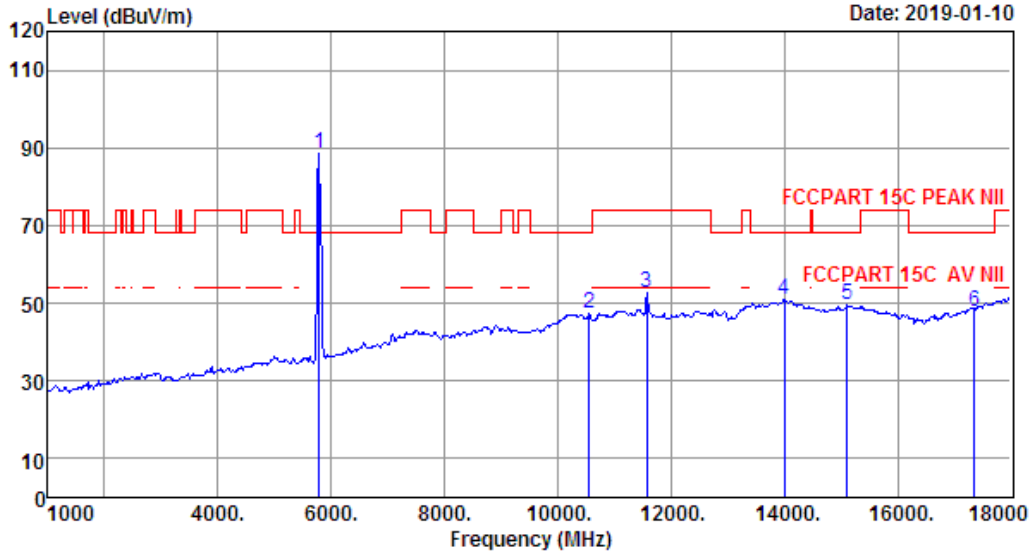

Site no. : 1# 966 Chamber Data no. : 124
Dis. / Ant. : 3m ANT9120D 1-18G Ant. pol. : HORIZONTAL
Limit : FCCPART 15C PEAK NII
Env. / Ins. : Temp:23.6';Humi:56%;Press:101.52kPa
Engineer : Seven
EUT : 10.1"ANDROID TABLET
Power : WITH DETACHABLE KEYBOARD
M/N : DC 5V From Adapter Input AC 120V/60Hz
Test Mode : ONA19TB007
IEEE 802.11n HT20 TX 5785MHz

	Freq. (MHz)	Ant. Factor (dB/m)	Cable Loss (dB)	Amp Factor (dB)	Reading (dBuV)	Emission Level (dBuV/m)	Limits (dBuV/m)	Margin (dB)	Remark
1	5785.00	33.28	5.26	35.86	85.72	88.40	68.20	-20.20	Peak
2	10554.00	39.36	9.50	34.05	32.53	47.34	68.20	20.86	Peak
3	11570.00	40.00	8.26	32.42	36.71	52.55	74.00	21.45	Peak
4	14005.00	41.70	10.13	32.88	32.18	51.13	68.20	17.07	Peak
5	15110.00	40.13	10.87	33.19	31.91	49.72	68.20	18.48	Peak
6	17355.00	42.83	11.21	31.04	24.96	47.96	68.20	20.24	Peak

Remarks: 1. Emission Level= Antenna Factor + Cable Loss - Amp Factor + Reading.
2. Margin= Limit - Emission Level.
3. The emission levels that are 20dB below the official limit are not reported.

EST Technology

Chilingxiang, Qishantou, Santun,
Houjie, Dongguan,Guangdong,China
Tel:+86-769-83081888
Fax:+86-769-83081878

Data: 125 File: \\Emc-966-1\test data\2019\RF\C\Chunghsin\ONA19TB007.EM6 (174)

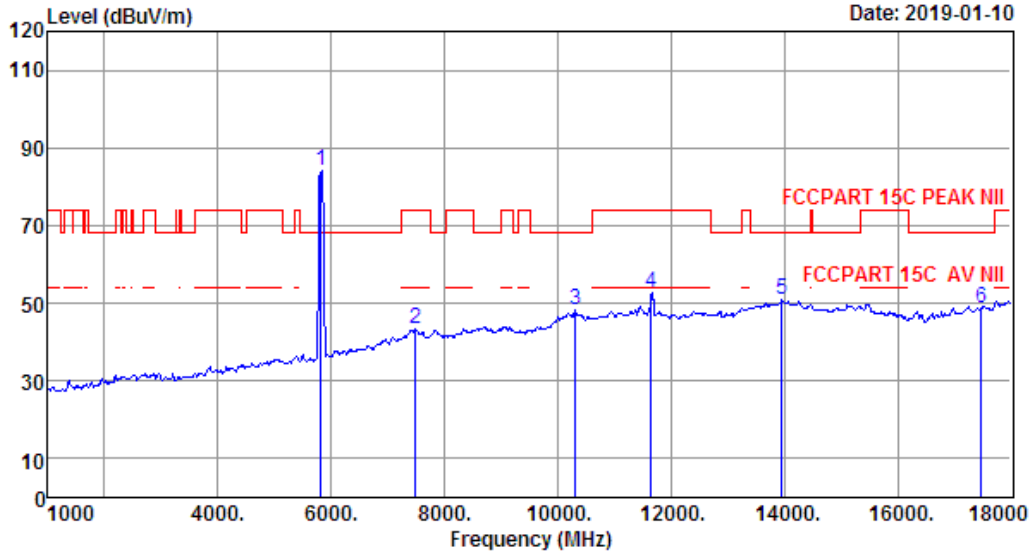

Site no. : 1# 966 Chamber Data no. : 125
Dis. / Ant. : 3m ANT9120D 1-18G Ant. pol. : HORIZONTAL
Limit : FCCPART 15C PEAK NII
Env. / Ins. : Temp:23.6';Humi:56%;Press:101.52kPa
Engineer : Seven
EUT : 10.1"ANDROID TABLET
Power : WITH DETACHABLE KEYBOARD
M/N : DC 5V From Adapter Input AC 120V/60Hz
Test Mode : ONA19TB007
IEEE 802.11n HT20 TX 5825MHz

	Freq. (MHz)	Ant. Factor (dB/m)	Cable Loss (dB)	Amp Factor (dB)	Reading (dBuV)	Emission Level (dBuV/m)	Limits (dBuV/m)	Margin (dB)	Remark
1	5825.00	33.33	5.35	35.83	81.32	84.17	68.20	-15.97	Peak
2	7494.00	37.20	6.15	33.00	33.02	43.37	74.00	30.63	Peak
3	10316.00	39.23	10.20	34.34	33.18	48.27	68.20	19.93	Peak
4	11650.00	39.91	8.25	32.37	37.08	52.87	74.00	21.13	Peak
5	13954.00	41.66	10.12	32.84	31.81	50.75	68.20	17.45	Peak
6	17475.00	43.27	11.48	31.08	24.96	48.63	68.20	19.57	Peak

Remarks: 1. Emission Level= Antenna Factor + Cable Loss - Amp Factor + Reading.
2. Margin= Limit - Emission Level.
3. The emission levels that are 20dB below the official limit are not reported.

EST Technology

Chilingxiang, Qishantou, Santun,
Houjie, Dongguan,Guangdong,China
Tel:+86-769-83081888
Fax:+86-769-83081878

Data: 126 File: \\Emc-966-1\test data\2019\RF\C\Chunghsin\ONA19TB007.EM6 (174)

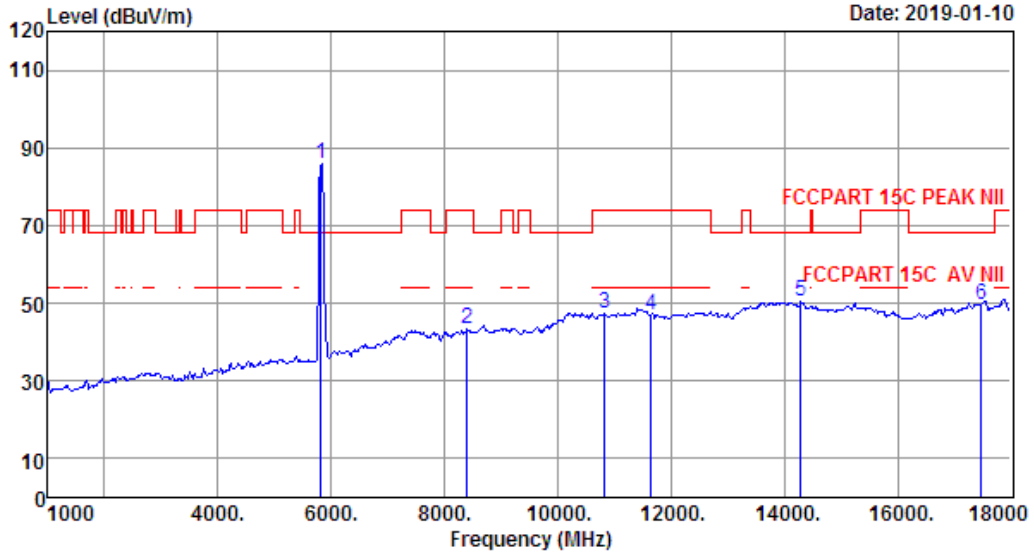

Site no. : 1# 966 Chamber Data no. : 126
Dis. / Ant. : 3m ANT9120D 1-18G Ant. pol. : VERTICAL
Limit : FCCPART 15C PEAK NII
Env. / Ins. : Temp:23.6';Humi:56%;Press:101.52kPa
Engineer : Seven
EUT : 10.1"ANDROID TABLET
Power : WITH DETACHABLE KEYBOARD
M/N : DC 5V From Adapter Input AC 120V/60Hz
Test Mode : ONA19TB007
IEEE 802.11n HT20 TX 5825MHz

	Freq. (MHz)	Ant. Factor (dB/m)	Cable Loss (dB)	Amp Factor (dB)	Reading (dBuV)	Emission Level (dBuV/m)	Limits (dBuV/m)	Margin (dB)	Remark
1	5825.00	33.33	5.35	35.83	82.93	85.78	68.20	-17.58	Peak
2	8395.00	37.30	6.80	33.97	33.07	43.20	74.00	30.80	Peak
3	10826.00	39.69	8.70	33.67	32.70	47.42	74.00	26.58	Peak
4	11650.00	39.91	8.25	32.37	31.19	46.98	74.00	27.02	Peak
5	14294.00	41.41	10.17	33.25	32.10	50.43	68.20	17.77	Peak
6	17475.00	43.27	11.48	31.08	26.11	49.78	68.20	18.42	Peak

Remarks: 1. Emission Level= Antenna Factor + Cable Loss - Amp Factor + Reading.
2. Margin= Limit - Emission Level.
3. The emission levels that are 20dB below the official limit are not reported.

EST Technology

Chilingxiang, Qishantou, Santun,
Houjie, Dongguan,Guangdong,China
Tel:+86-769-83081888
Fax:+86-769-83081878

Data: 127 File: \\Emc-966-1\test data\2019\RF\C\Chunghsin\ONA19TB007.EM6 (174)

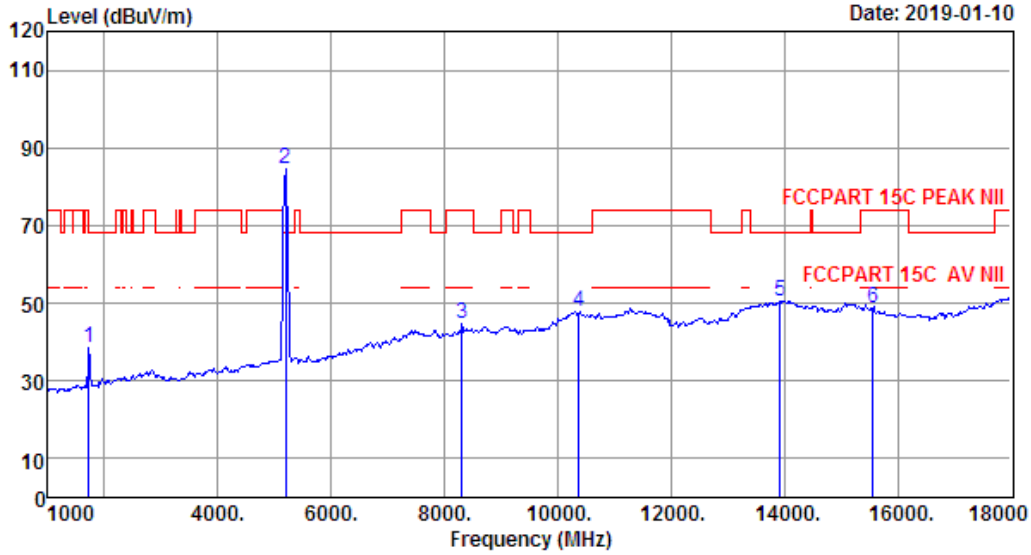

Site no. : 1# 966 Chamber Data no. : 127
Dis. / Ant. : 3m ANT9120D 1-18G Ant. pol. : VERTICAL
Limit : FCCPART 15C PEAK NII
Env. / Ins. : Temp:23.6';Humi:56%;Press:101.52kPa
Engineer : Seven
EUT : 10.1"ANDROID TABLET
Power : WITH DETACHABLE KEYBOARD
M/N : DC 5V From Adapter Input AC 120V/60Hz
Test Mode : ONA19TB007
IEEE 802.11n HT40 TX 5190MHz

	Freq. (MHz)	Ant. Factor (dB/m)	Cable Loss (dB)	Amp Factor (dB)	Reading (dBuV)	Emission Level (dBuV/m)	Limits (dBuV/m)	Margin (dB)	Remark
1	1714.00	25.95	2.72	34.81	44.79	38.65	68.20	29.55	Peak
2	5190.00	32.62	4.89	35.50	82.50	84.51	68.20	-16.31	Peak
3	8310.00	37.39	6.69	34.22	34.68	44.54	74.00	29.46	Peak
4	10380.00	39.25	10.00	34.26	32.74	47.73	68.20	20.47	Peak
5	13920.00	41.63	10.11	32.83	31.69	50.60	68.20	17.60	Peak
6	15570.00	39.27	10.82	32.32	31.08	48.85	74.00	25.15	Peak

Remarks: 1. Emission Level= Antenna Factor + Cable Loss - Amp Factor + Reading.
2. Margin= Limit - Emission Level.
3. The emission levels that are 20dB below the official limit are not reported.

EST Technology

Chilingxiang, Qishantou, Santun,
Houjie, Dongguan,Guangdong,China
Tel:+86-769-83081888
Fax:+86-769-83081878

Data: 128 File: \\Emc-966-1\test data\2019\RF\C\Chunghsin\ONA19TB007.EM6 (174)

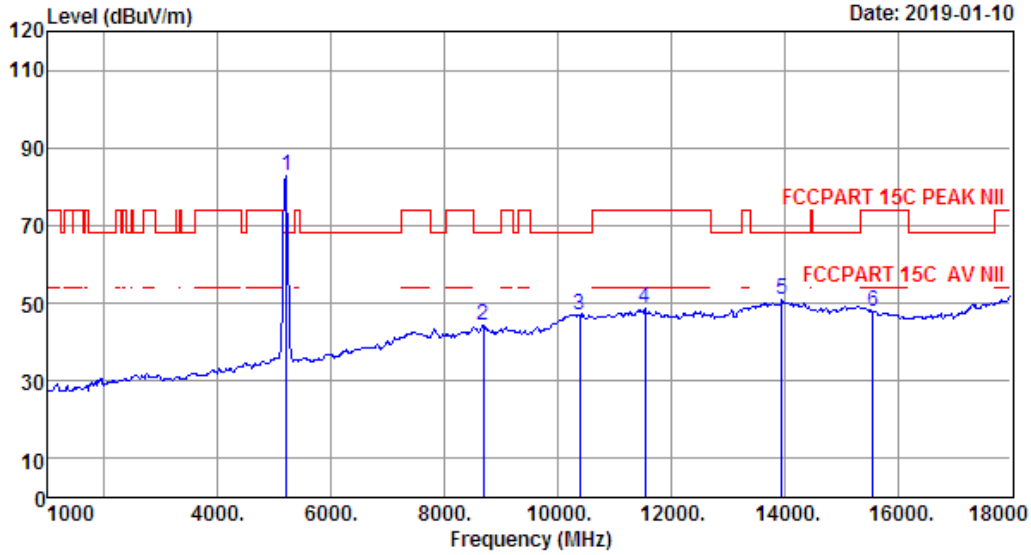

Site no. : 1# 966 Chamber Data no. : 128
Dis. / Ant. : 3m ANT9120D 1-18G Ant. pol. : HORIZONTAL
Limit : FCCPART 15C PEAK NII
Env. / Ins. : Temp:23.6';Humi:56%;Press:101.52kPa
Engineer : Seven
EUT : 10.1"ANDROID TABLET
Power : WITH DETACHABLE KEYBOARD
M/N : DC 5V From Adapter Input AC 120V/60Hz
Test Mode : ONA19TB007
IEEE 802.11n HT40 TX 5190MHz

	Freq. (MHz)	Ant. Factor (dB/m)	Cable Loss (dB)	Amp Factor (dB)	Reading (dBuV)	Emission Level (dBuV/m)	Limits (dBuV/m)	Margin (dB)	Remark
1	5216.00	32.66	4.91	35.52	80.93	82.98	68.20	-14.78	Peak
2	8684.00	37.46	6.90	33.06	33.03	44.33	68.20	23.87	Peak
3	10384.00	39.25	10.00	34.26	31.81	46.80	68.20	21.40	Peak
4	11540.00	40.05	8.27	32.49	32.70	48.53	74.00	25.47	Peak
5	13954.00	41.66	10.12	32.84	31.78	50.72	68.20	17.48	Peak
6	15569.00	39.27	10.82	32.32	30.22	47.99	74.00	26.01	Peak

Remarks: 1. Emission Level= Antenna Factor + Cable Loss - Amp Factor + Reading.
2. Margin= Limit - Emission Level.
3. The emission levels that are 20dB below the official limit are not reported.

EST Technology

Chilingxiang, Qishantou, Santun,
Houjie, Dongguan,Guangdong,China
Tel:+86-769-83081888
Fax:+86-769-83081878

Data: 129 File: \\Emc-966-1\test data\2019\RF\C\Chunghsin\ONA19TB007.EM6 (174)

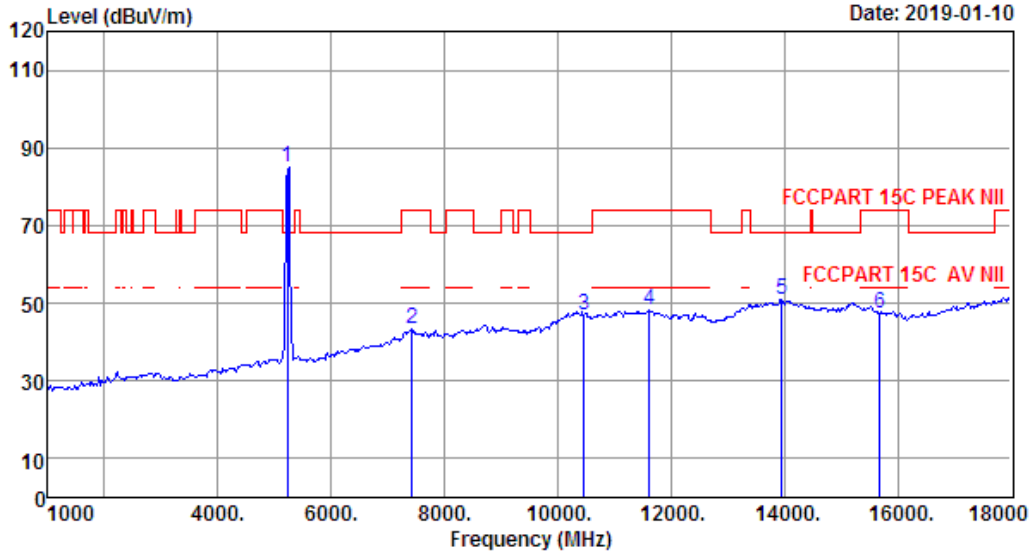

Site no. : 1# 966 Chamber Data no. : 129
Dis. / Ant. : 3m ANT9120D 1-18G Ant. pol. : HORIZONTAL
Limit : FCCPART 15C PEAK NII
Env. / Ins. : Temp:23.6';Humi:56%;Press:101.52kPa
Engineer : Seven
EUT : 10.1"ANDROID TABLET
Power : WITH DETACHABLE KEYBOARD
M/N : DC 5V From Adapter Input AC 120V/60Hz
Test Mode : ONA19TB007
IEEE 802.11n HT40 TX 5230MHz

	Freq. (MHz)	Ant. Factor (dB/m)	Cable Loss (dB)	Amp Factor (dB)	Reading (dBuV)	Emission Level (dBuV/m)	Limits (dBuV/m)	Margin (dB)	Remark
1	5230.00	32.68	4.93	35.54	82.82	84.89	68.20	-16.69	Peak
2	7426.00	37.05	6.13	33.11	33.46	43.53	74.00	30.47	Peak
3	10460.00	39.28	9.80	34.18	32.02	46.92	68.20	21.28	Peak
4	11625.00	39.93	8.25	32.37	32.29	48.10	74.00	25.90	Peak
5	13954.00	41.66	10.12	32.84	31.88	50.82	68.20	17.38	Peak
6	15690.00	38.86	10.76	32.24	30.19	47.57	74.00	26.43	Peak

Remarks: 1. Emission Level= Antenna Factor + Cable Loss - Amp Factor + Reading.
2. Margin= Limit - Emission Level.
3. The emission levels that are 20dB below the official limit are not reported.

EST Technology

Chilingxiang, Qishantou, Santun,
Houjie, Dongguan,Guangdong,China
Tel:+86-769-83081888
Fax:+86-769-83081878

Data: 130 File: \\Emc-966-1\test data\2019\RF\C\Chunghsin\ONA19TB007.EM6 (174)

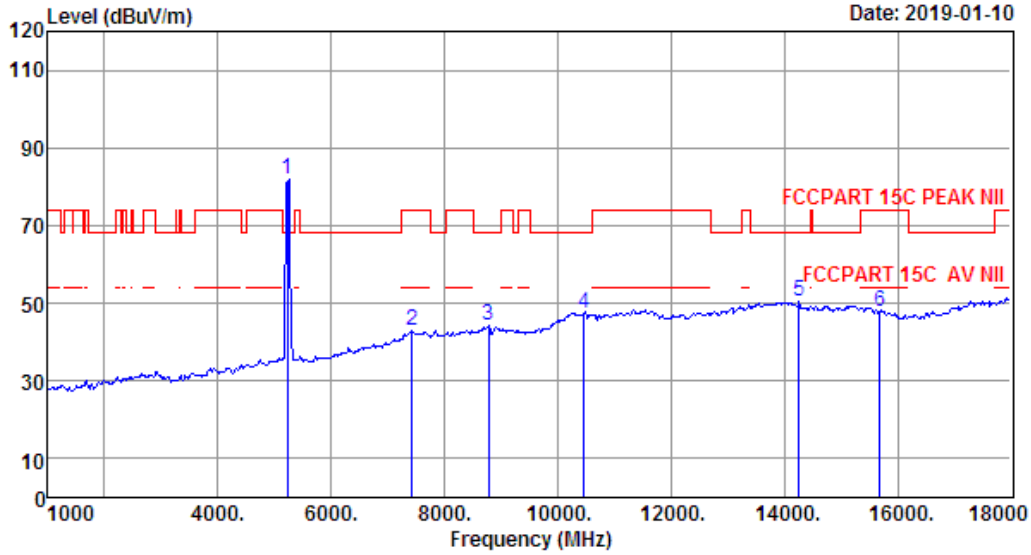

Site no. : 1# 966 Chamber Data no. : 130
Dis. / Ant. : 3m ANT9120D 1-18G Ant. pol. : VERTICAL
Limit : FCCPART 15C PEAK NII
Env. / Ins. : Temp:23.6';Humi:56%;Press:101.52kPa
Engineer : Seven
EUT : 10.1"ANDROID TABLET
Power : WITH DETACHABLE KEYBOARD
M/N : DC 5V From Adapter Input AC 120V/60Hz
Test Mode : ONA19TB007
IEEE 802.11n HT40 TX 5230MHz

	Freq. (MHz)	Ant. Factor (dB/m)	Cable Loss (dB)	Amp Factor (dB)	Reading (dBuV)	Emission Level (dBuV/m)	Limits (dBuV/m)	Margin (dB)	Remark
1	5230.00	32.68	4.93	35.54	80.05	82.12	68.20	-13.92	Peak
2	7426.00	37.05	6.13	33.11	32.94	43.01	74.00	30.99	Peak
3	8786.00	37.60	6.90	32.99	32.87	44.38	68.20	23.82	Peak
4	10460.00	39.28	9.80	34.18	32.27	47.17	68.20	21.03	Peak
5	14260.00	41.44	10.16	33.20	31.97	50.37	68.20	17.83	Peak
6	15690.00	38.86	10.76	32.24	30.50	47.88	74.00	26.12	Peak

Remarks: 1. Emission Level= Antenna Factor + Cable Loss - Amp Factor + Reading.
2. Margin= Limit - Emission Level.
3. The emission levels that are 20dB below the official limit are not reported.

EST Technology

Chilingxiang, Qishantou, Santun,
Houjie, Dongguan,Guangdong,China
Tel:+86-769-83081888
Fax:+86-769-83081878

Data: 131 File: \\Emc-966-1\test data\2019\RF\C\Chunghsin\ONA19TB007.EM6 (174)

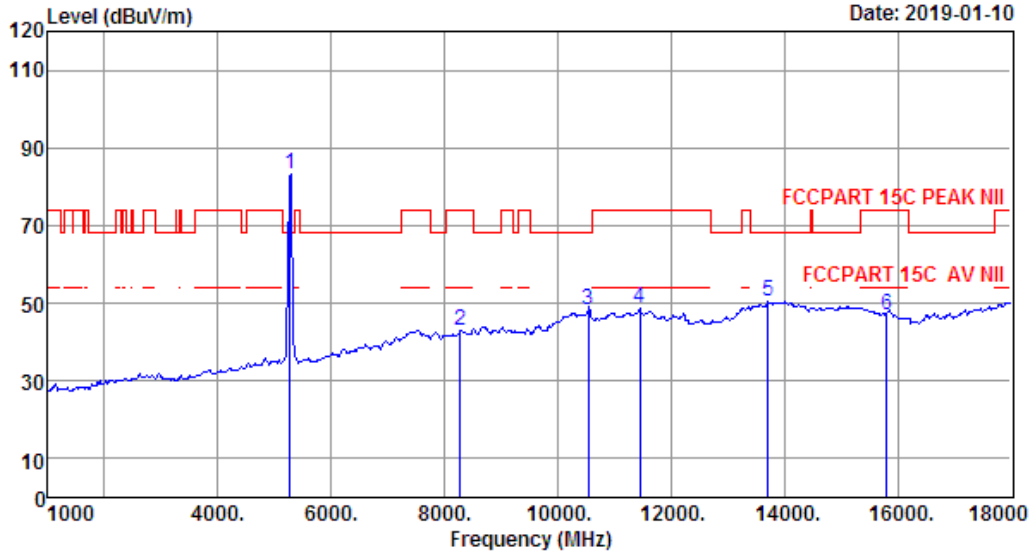

Site no. : 1# 966 Chamber Data no. : 131
Dis. / Ant. : 3m ANT9120D 1-18G Ant. pol. : VERTICAL
Limit : FCCPART 15C PEAK NII
Env. / Ins. : Temp:23.6';Humi:56%;Press:101.52kPa
Engineer : Seven
EUT : 10.1"ANDROID TABLET
Power : WITH DETACHABLE KEYBOARD
M/N : DC 5V From Adapter Input AC 120V/60Hz
Test Mode : ONA19TB007
IEEE 802.11n HT40 TX 5270MHz

	Freq. (MHz)	Ant. Factor (dB/m)	Cable Loss (dB)	Amp Factor (dB)	Reading (dBuV)	Emission Level (dBuV/m)	Limits (dBuV/m)	Margin (dB)	Remark
1	5270.00	32.72	4.95	35.58	81.08	83.17	68.20	-14.97	Peak
2	8276.00	37.42	6.65	34.31	33.03	42.79	74.00	31.21	Peak
3	10540.00	39.34	9.55	34.07	33.53	48.35	68.20	19.85	Peak
4	11455.00	40.08	8.28	32.62	32.87	48.61	74.00	25.39	Peak
5	13716.00	41.47	9.96	32.66	31.61	50.38	68.20	17.82	Peak
6	15810.00	38.44	10.70	32.16	30.17	47.15	74.00	26.85	Peak

Remarks: 1. Emission Level= Antenna Factor + Cable Loss - Amp Factor + Reading.
2. Margin= Limit - Emission Level.
3. The emission levels that are 20dB below the official limit are not reported.

EST Technology

Chilingxiang, Qishantou, Santun,
Houjie, Dongguan,Guangdong,China
Tel:+86-769-83081888
Fax:+86-769-83081878

Data: 132 File: \\Emc-966-1\test data\2019\RF\C\Chunghsin\ONA19TB007.EM6 (174)

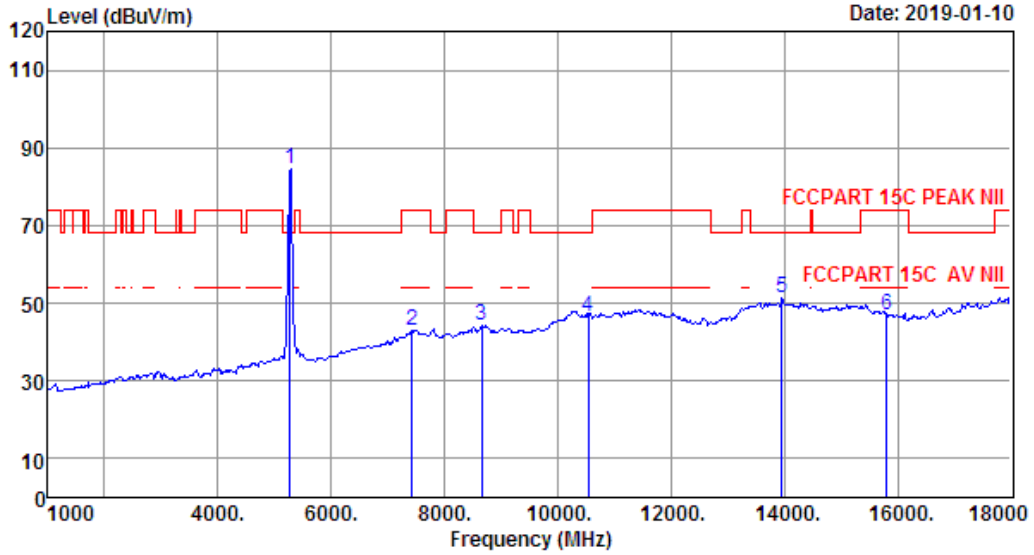

Site no. : 1# 966 Chamber Data no. : 132
Dis. / Ant. : 3m ANT9120D 1-18G Ant. pol. : HORIZONTAL
Limit : FCCPART 15C PEAK NII
Env. / Ins. : Temp:23.6';Humi:56%;Press:101.52kPa
Engineer : Seven
EUT : 10.1"ANDROID TABLET
Power : WITH DETACHABLE KEYBOARD
M/N : DC 5V From Adapter Input AC 120V/60Hz
Test Mode : ONA19TB007
IEEE 802.11n HT40 TX 5270MHz

	Freq. (MHz)	Ant. Factor (dB/m)	Cable Loss (dB)	Amp Factor (dB)	Reading (dBuV)	Emission Level (dBuV/m)	Limits (dBuV/m)	Margin (dB)	Remark
1	5270.00	32.72	4.95	35.58	82.35	84.44	68.20	-16.24	Peak
2	7426.00	37.05	6.13	33.11	33.00	43.07	74.00	30.93	Peak
3	8650.00	37.41	6.90	33.18	33.12	44.25	68.20	23.95	Peak
4	10540.00	39.34	9.55	34.07	31.62	46.44	68.20	21.76	Peak
5	13954.00	41.66	10.12	32.84	32.46	51.40	68.20	16.80	Peak
6	15810.00	38.44	10.70	32.16	30.07	47.05	74.00	26.95	Peak

Remarks: 1. Emission Level= Antenna Factor + Cable Loss - Amp Factor + Reading.
2. Margin= Limit - Emission Level.
3. The emission levels that are 20dB below the official limit are not reported.

EST Technology

Chilingxiang, Qishantou, Santun,
Houjie, Dongguan,Guangdong,China
Tel:+86-769-83081888
Fax:+86-769-83081878

Data: 133 File: \\Emc-966-1\test data\2019\RF\C\Chunghsin\ONA19TB007.EM6 (174)

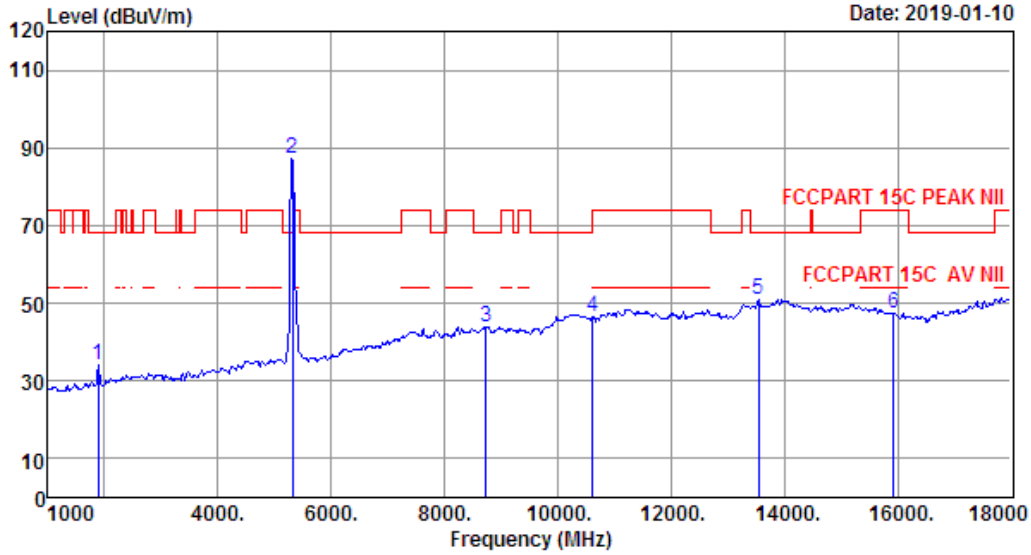

Site no. : 1# 966 Chamber Data no. : 133
Dis. / Ant. : 3m ANT9120D 1-18G Ant. pol. : HORIZONTAL
Limit : FCCPART 15C PEAK NII
Env. / Ins. : Temp:23.6';Humi:56%;Press:101.52kPa
Engineer : Seven
EUT : 10.1"ANDROID TABLET
Power : WITH DETACHABLE KEYBOARD
M/N : DC 5V From Adapter Input AC 120V/60Hz
Test Mode : ONA19TB007
IEEE 802.11n HT40 TX 5310MHz

	Freq. (MHz)	Ant. Factor (dB/m)	Cable Loss (dB)	Amp Factor (dB)	Reading (dBuV)	Emission Level (dBuV/m)	Limits (dBuV/m)	Margin (dB)	Remark
1	1884.00	26.21	2.82	34.83	39.93	34.13	68.20	34.07	Peak
2	5310.00	32.78	4.99	35.62	85.10	87.25	68.20	-19.05	Peak
3	8735.00	37.53	6.90	32.88	32.35	43.90	68.20	24.30	Peak
4	10620.00	39.44	9.30	33.97	31.56	46.33	74.00	27.67	Peak
5	13546.00	41.34	9.73	32.54	32.31	50.84	68.20	17.36	Peak
6	15930.00	38.03	10.64	32.09	30.72	47.30	74.00	26.70	Peak

Remarks: 1. Emission Level= Antenna Factor + Cable Loss - Amp Factor + Reading.
2. Margin= Limit - Emission Level.
3. The emission levels that are 20dB below the official limit are not reported.

EST Technology

Chilingxiang, Qishantou, Santun,
Houjie, Dongguan,Guangdong,China
Tel:+86-769-83081888
Fax:+86-769-83081878

Data: 134 File: \\Emc-966-1\test data\2019\RF\C\Chunghsin\ONA19TB007.EM6 (174)

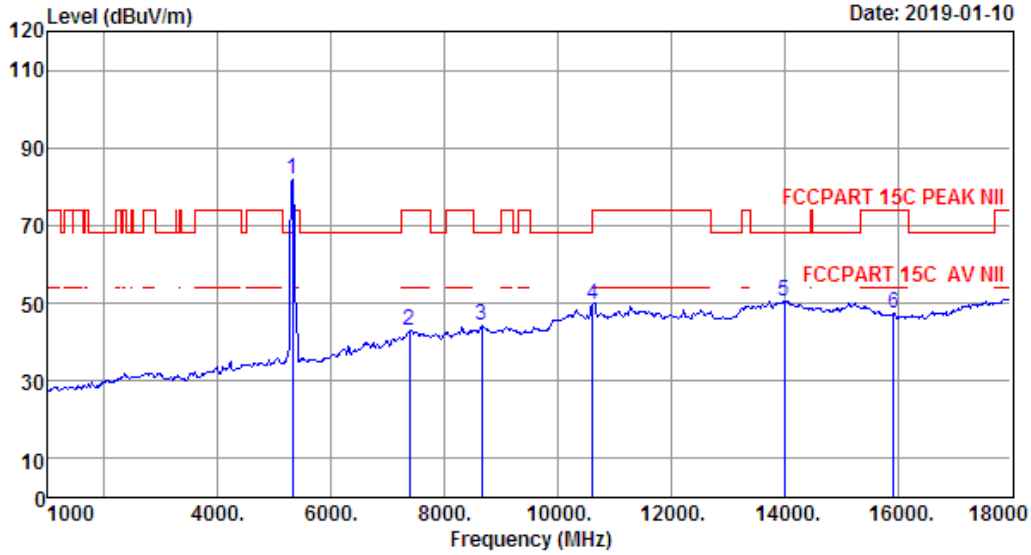

Site no. : 1# 966 Chamber Data no. : 134
Dis. / Ant. : 3m ANT9120D 1-18G Ant. pol. : VERTICAL
Limit : FCCPART 15C PEAK NII
Env. / Ins. : Temp:23.6';Humi:56%;Press:101.52kPa
Engineer : Seven
EUT : 10.1"ANDROID TABLET
Power : WITH DETACHABLE KEYBOARD
M/N : DC 5V From Adapter Input AC 120V/60Hz
Test Mode : ONA19TB007
IEEE 802.11n HT40 TX 5310MHz

	Freq. (MHz)	Ant. Factor (dB/m)	Cable Loss (dB)	Amp Factor (dB)	Reading (dBuV)	Emission Level (dBuV/m)	Limits (dBuV/m)	Margin (dB)	Remark
1	5310.00	32.78	4.99	35.62	79.69	81.84	68.20	-13.64	Peak
2	7375.00	36.93	6.11	33.19	33.22	43.07	74.00	30.93	Peak
3	8650.00	37.41	6.90	33.18	33.11	44.24	68.20	23.96	Peak
4	10620.00	39.44	9.30	33.97	35.03	49.80	74.00	24.20	Peak
5	14005.00	41.70	10.13	32.88	31.67	50.62	68.20	17.58	Peak
6	15930.00	38.03	10.64	32.09	30.79	47.37	74.00	26.63	Peak

Remarks: 1. Emission Level= Antenna Factor + Cable Loss - Amp Factor + Reading.
2. Margin= Limit - Emission Level.
3. The emission levels that are 20dB below the official limit are not reported.

EST Technology

Chilingxiang, Qishantou, Santun,
Houjie, Dongguan,Guangdong,China
Tel:+86-769-83081888
Fax:+86-769-83081878

Data: 135 File: \\Emc-966-1\test data\2019\RF\C\Chunghsin\ONA19TB007.EM6 (174)

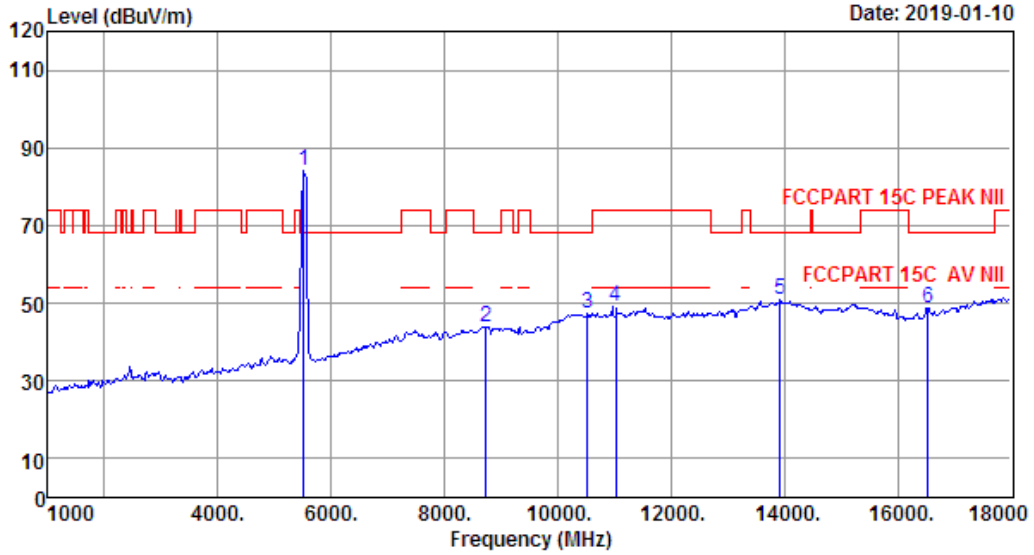

Site no. : 1# 966 Chamber Data no. : 135
Dis. / Ant. : 3m ANT9120D 1-18G Ant. pol. : VERTICAL
Limit : FCCPART 15C PEAK NII
Env. / Ins. : Temp:23.6';Humi:56%;Press:101.52kPa
Engineer : Seven
EUT : 10.1"ANDROID TABLET
Power : WITH DETACHABLE KEYBOARD
M/N : DC 5V From Adapter Input AC 120V/60Hz
Test Mode : ONA19TB007
IEEE 802.11n HT40 TX 5510MHz

	Freq. (MHz)	Ant. Factor (dB/m)	Cable Loss (dB)	Amp Factor (dB)	Reading (dBuV)	Emission Level (dBuV/m)	Limits (dBuV/m)	Margin (dB)	Remark
1	5510.00	33.00	5.11	35.84	81.81	84.08	68.20	-15.88	Peak
2	8735.00	37.53	6.90	32.88	32.41	43.96	68.20	24.24	Peak
3	10520.00	39.32	9.60	34.10	32.62	47.44	68.20	20.76	Peak
4	11020.00	39.91	8.56	33.42	34.00	49.05	74.00	24.95	Peak
5	13920.00	41.63	10.11	32.83	31.84	50.75	68.20	17.45	Peak
6	16530.00	38.06	10.53	31.78	31.97	48.78	68.20	19.42	Peak

Remarks: 1. Emission Level= Antenna Factor + Cable Loss - Amp Factor + Reading.
2. Margin= Limit - Emission Level.
3. The emission levels that are 20dB below the official limit are not reported.

EST Technology

Chilingxiang, Qishantou, Santun,
Houjie, Dongguan,Guangdong,China
Tel:+86-769-83081888
Fax:+86-769-83081878

Data: 136 File: \\Emc-966-1\test data\2019\RF\C\Chunghsin\ONA19TB007.EM6 (174)

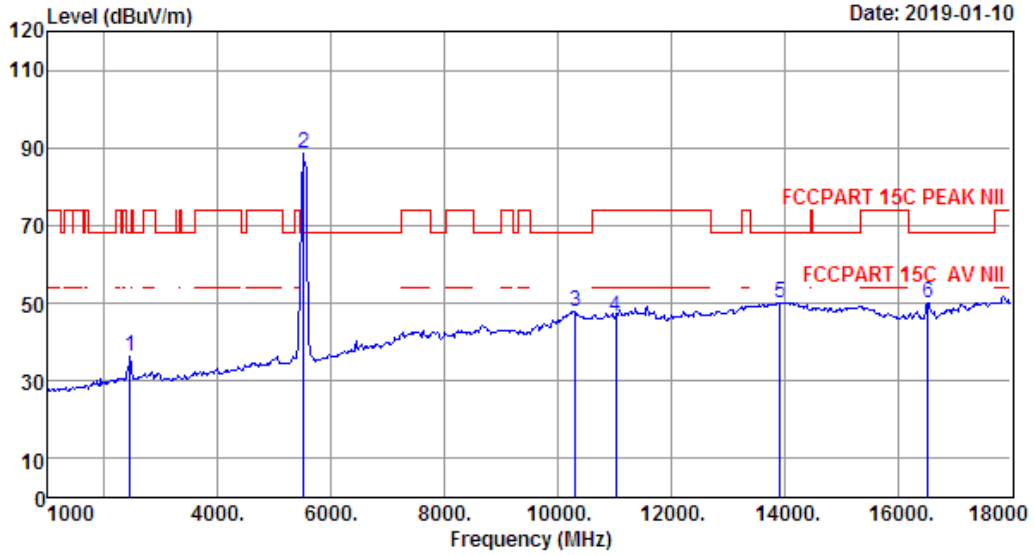

Site no. : 1# 966 Chamber Data no. : 136
Dis. / Ant. : 3m ANT9120D 1-18G Ant. pol. : HORIZONTAL
Limit : FCCPART 15C PEAK NII
Env. / Ins. : Temp:23.6';Humi:56%;Press:101.52kPa
Engineer : Seven
EUT : 10.1"ANDROID TABLET
Power : WITH DETACHABLE KEYBOARD
M/N : DC 5V From Adapter Input AC 120V/60Hz
Test Mode : ONA19TB007
IEEE 802.11n HT40 TX 5510MHz

	Freq. (MHz)	Ant. Factor (dB/m)	Cable Loss (dB)	Amp Factor (dB)	Reading (dBuV)	Emission Level (dBuV/m)	Limits (dBuV/m)	Margin (dB)	Remark
1	2445.00	27.48	3.26	35.07	40.48	36.15	68.20	32.05	Peak
2	5510.00	33.00	5.11	35.84	86.20	88.47	68.20	-20.27	Peak
3	10316.00	39.23	10.20	34.34	32.74	47.83	68.20	20.37	Peak
4	11020.00	39.91	8.56	33.42	31.27	46.32	74.00	27.68	Peak
5	13920.00	41.63	10.11	32.83	31.33	50.24	68.20	17.96	Peak
6	16530.00	38.06	10.53	31.78	33.04	49.85	68.20	18.35	Peak

Remarks: 1. Emission Level= Antenna Factor + Cable Loss - Amp Factor + Reading.
2. Margin= Limit - Emission Level.
3. The emission levels that are 20dB below the official limit are not reported.

EST Technology

Chilingxiang, Qishantou, Santun,
Houjie, Dongguan,Guangdong,China
Tel:+86-769-83081888
Fax:+86-769-83081878

Data: 137 File: \\Emc-966-1\test data\2019\RF\C\Chunghsin\ONA19TB007.EM6 (174)

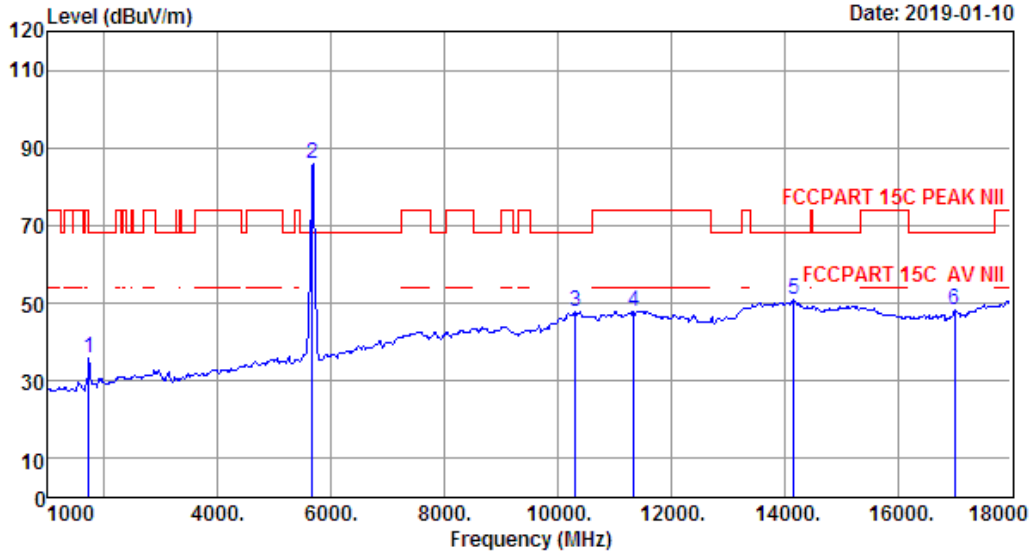

Site no. : 1# 966 Chamber Data no. : 137
Dis. / Ant. : 3m ANT9120D 1-18G Ant. pol. : HORIZONTAL
Limit : FCCPART 15C PEAK NII
Env. / Ins. : Temp:23.6';Humi:56%;Press:101.52kPa
Engineer : Seven
EUT : 10.1"ANDROID TABLET
Power : WITH DETACHABLE KEYBOARD
M/N : DC 5V From Adapter Input AC 120V/60Hz
Test Mode : ONA19TB007
IEEE 802.11n HT40 TX 5670MHz

	Freq. (MHz)	Ant. Factor (dB/m)	Cable Loss (dB)	Amp Factor (dB)	Reading (dBuV)	Emission Level (dBuV/m)	Limits (dBuV/m)	Margin (dB)	Remark
1	1714.00	25.95	2.72	34.81	41.88	35.74	68.20	32.46	Peak
2	5670.00	33.17	5.17	35.98	83.75	86.11	68.20	-17.91	Peak
3	10316.00	39.23	10.20	34.34	32.83	47.92	68.20	20.28	Peak
4	11340.00	40.03	8.32	32.84	32.47	47.98	74.00	26.02	Peak
5	14175.00	41.53	10.15	33.11	32.56	51.13	68.20	17.07	Peak
6	17010.00	41.56	10.44	31.19	27.29	48.10	68.20	20.10	Peak

Remarks: 1. Emission Level= Antenna Factor + Cable Loss - Amp Factor + Reading.
2. Margin= Limit - Emission Level.
3. The emission levels that are 20dB below the official limit are not reported.

EST Technology

Chilingxiang, Qishantou, Santun,
Houjie, Dongguan,Guangdong,China
Tel:+86-769-83081888
Fax:+86-769-83081878

Data: 138 File: \\Emc-966-1\test data\2019\RF\C\Chunghsin\ONA19TB007.EM6 (174)

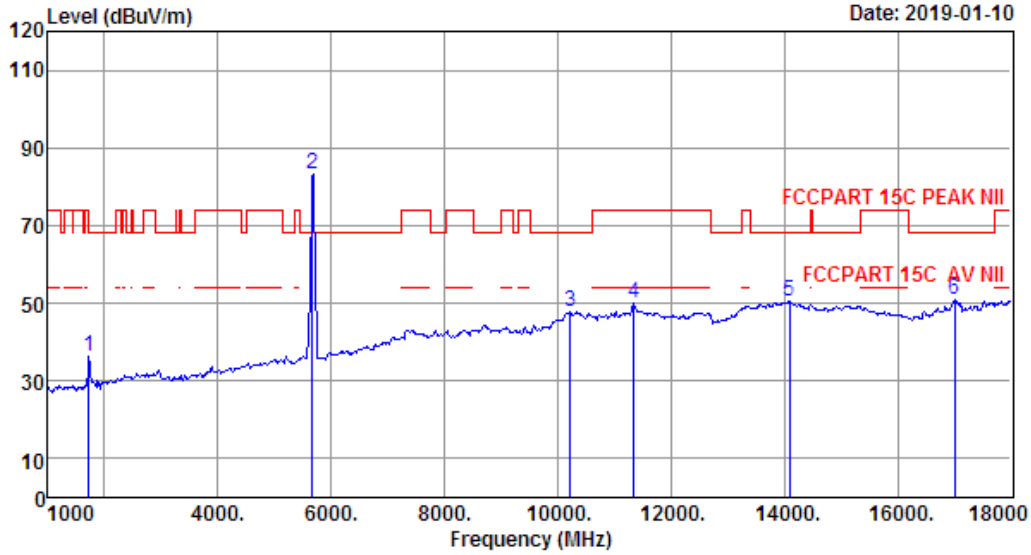

Site no. : 1# 966 Chamber Data no. : 138
Dis. / Ant. : 3m ANT9120D 1-18G Ant. pol. : VERTICAL
Limit : FCCPART 15C PEAK NII
Env. / Ins. : Temp:23.6';Humi:56%;Press:101.52kPa
Engineer : Seven
EUT : 10.1"ANDROID TABLET
Power : WITH DETACHABLE KEYBOARD
M/N : DC 5V From Adapter Input AC 120V/60Hz
Test Mode : ONA19TB007
IEEE 802.11n HT40 TX 5670MHz

	Freq. (MHz)	Ant. Factor (dB/m)	Cable Loss (dB)	Amp Factor (dB)	Reading (dBuV)	Emission Level (dBuV/m)	Limits (dBuV/m)	Margin (dB)	Remark
1	1714.00	25.95	2.72	34.81	42.40	36.26	68.20	31.94	Peak
2	5670.00	33.17	5.17	35.98	80.83	83.19	68.20	-14.99	Peak
3	10214.00	39.19	9.77	34.43	33.17	47.70	68.20	20.50	Peak
4	11340.00	40.03	8.32	32.84	34.34	49.85	74.00	24.15	Peak
5	14090.00	41.61	10.14	32.99	31.85	50.61	68.20	17.59	Peak
6	17010.00	41.56	10.44	31.19	30.23	51.04	68.20	17.16	Peak

Remarks: 1. Emission Level= Antenna Factor + Cable Loss - Amp Factor + Reading.
2. Margin= Limit - Emission Level.
3. The emission levels that are 20dB below the official limit are not reported.

EST Technology

Chilingxiang, Qishantou, Santun,
Houjie, Dongguan,Guangdong,China
Tel:+86-769-83081888
Fax:+86-769-83081878

Data: 139 File: \\Emc-966-1\test data\2019\RF\C\Chunghsin\ONA19TB007.EM6 (174)

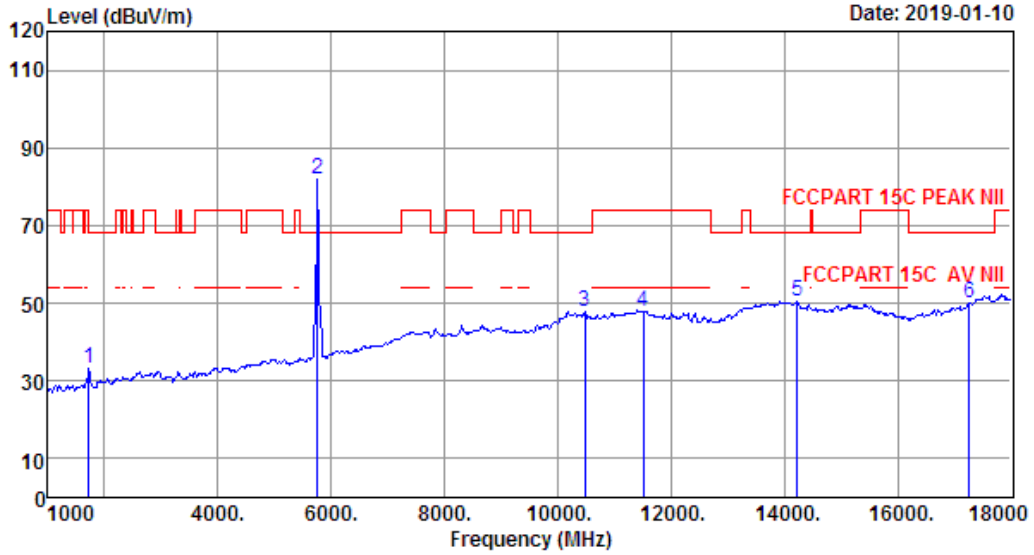

Site no. : 1# 966 Chamber Data no. : 139
Dis. / Ant. : 3m ANT9120D 1-18G Ant. pol. : VERTICAL
Limit : FCCPART 15C PEAK NII
Env. / Ins. : Temp:23.6';Humi:56%;Press:101.52kPa
Engineer : Seven
EUT : 10.1"ANDROID TABLET
Power : WITH DETACHABLE KEYBOARD
M/N : DC 5V From Adapter Input AC 120V/60Hz
Test Mode : ONA19TB007
IEEE 802.11n HT40 TX 5755MHz

	Freq. (MHz)	Ant. Factor (dB/m)	Cable Loss (dB)	Amp Factor (dB)	Reading (dBuV)	Emission Level (dBuV/m)	Limits (dBuV/m)	Margin (dB)	Remark
1	1714.00	25.95	2.72	34.81	39.41	33.27	68.20	34.93	Peak
2	5755.00	33.26	5.23	35.90	79.54	82.13	68.20	-13.93	Peak
3	10486.00	39.29	9.70	34.14	32.78	47.63	68.20	20.57	Peak
4	11510.00	40.10	8.28	32.52	32.12	47.98	74.00	26.02	Peak
5	14226.00	41.48	10.16	33.18	32.23	50.69	68.20	17.51	Peak
6	17265.00	42.51	11.02	31.18	27.48	49.83	68.20	18.37	Peak

Remarks: 1. Emission Level= Antenna Factor + Cable Loss - Amp Factor + Reading.
2. Margin= Limit - Emission Level.
3. The emission levels that are 20dB below the official limit are not reported.

EST Technology

Chilingxiang, Qishantou, Santun,
Houjie, Dongguan,Guangdong,China
Tel:+86-769-83081888
Fax:+86-769-83081878

Data: 140 File: \\Emc-966-1\test data\2019\RF\C\Chunghsin\ONA19TB007.EM6 (174)

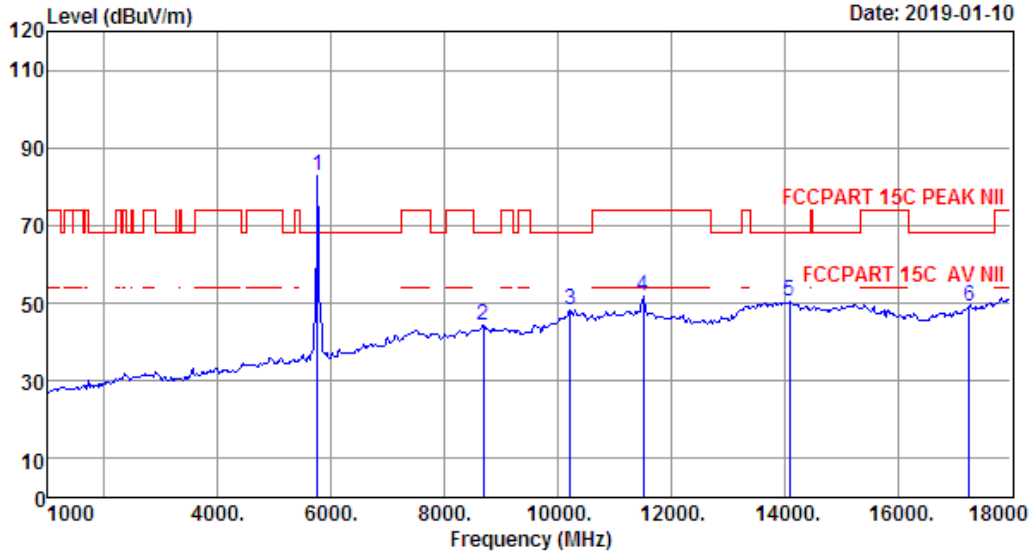

Site no. : 1# 966 Chamber Data no. : 140
Dis. / Ant. : 3m ANT9120D 1-18G Ant. pol. : HORIZONTAL
Limit : FCCPART 15C PEAK NII
Env. / Ins. : Temp:23.6';Humi:56%;Press:101.52kPa
Engineer : Seven
EUT : 10.1"ANDROID TABLET
Power : WITH DETACHABLE KEYBOARD
M/N : DC 5V From Adapter Input AC 120V/60Hz
Test Mode : ONA19TB007
IEEE 802.11n HT40 TX 5755MHz

	Freq. (MHz)	Ant. Factor (dB/m)	Cable Loss (dB)	Amp Factor (dB)	Reading (dBuV)	Emission Level (dBuV/m)	Limits (dBuV/m)	Margin (dB)	Remark
1	5755.00	33.26	5.23	35.90	80.04	82.63	68.20	-14.43	Peak
2	8684.00	37.46	6.90	33.06	32.92	44.22	68.20	23.98	Peak
3	10214.00	39.19	9.77	34.43	33.69	48.22	68.20	19.98	Peak
4	11510.00	40.10	8.28	32.52	35.86	51.72	74.00	22.28	Peak
5	14090.00	41.61	10.14	32.99	31.76	50.52	68.20	17.68	Peak
6	17265.00	42.51	11.02	31.18	26.88	49.23	68.20	18.97	Peak

Remarks: 1. Emission Level= Antenna Factor + Cable Loss - Amp Factor + Reading.
2. Margin= Limit - Emission Level.
3. The emission levels that are 20dB below the official limit are not reported.

EST Technology

Chilingxiang, Qishantou, Santun,
Houjie, Dongguan,Guangdong,China
Tel:+86-769-83081888
Fax:+86-769-83081878

Data: 141 File: \\Emc-966-1\test data\2019\RF\C\Chunghsin\ONA19TB007.EM6 (174)

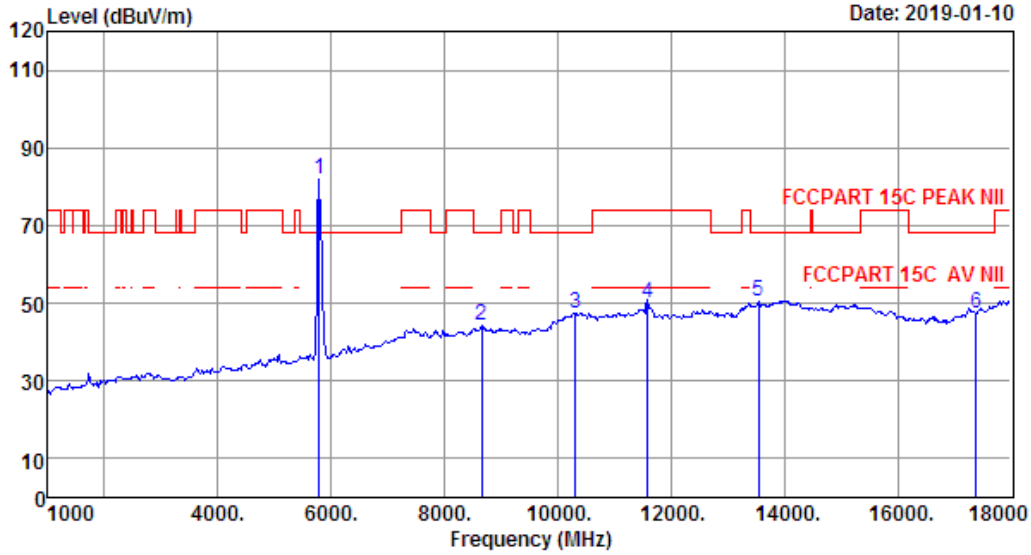

Site no. : 1# 966 Chamber Data no. : 141
Dis. / Ant. : 3m ANT9120D 1-18G Ant. pol. : HORIZONTAL
Limit : FCCPART 15C PEAK NII
Env. / Ins. : Temp:23.6';Humi:56%;Press:101.52kPa
Engineer : Seven
EUT : 10.1"ANDROID TABLET
Power : WITH DETACHABLE KEYBOARD
M/N : DC 5V From Adapter Input AC 120V/60Hz
Test Mode : ONA19TB007
IEEE 802.11n HT40 TX 5795MHz

	Freq. (MHz)	Ant. Factor (dB/m)	Cable Loss (dB)	Amp Factor (dB)	Reading (dBuV)	Emission Level (dBuV/m)	Limits (dBuV/m)	Margin (dB)	Remark
1	5795.00	33.29	5.29	35.86	79.42	82.14	68.20	-13.94	Peak
2	8650.00	37.41	6.90	33.18	32.98	44.11	68.20	24.09	Peak
3	10316.00	39.23	10.20	34.34	32.49	47.58	68.20	20.62	Peak
4	11590.00	39.98	8.26	32.39	34.24	50.09	74.00	23.91	Peak
5	13546.00	41.34	9.73	32.54	32.04	50.57	68.20	17.63	Peak
6	17385.00	42.96	11.29	30.99	24.22	47.48	68.20	20.72	Peak

Remarks: 1. Emission Level= Antenna Factor + Cable Loss - Amp Factor + Reading.
2. Margin= Limit - Emission Level.
3. The emission levels that are 20dB below the official limit are not reported.

EST Technology

Chilingxiang, Qishantou, Santun,
Houjie, Dongguan,Guangdong,China
Tel:+86-769-83081888
Fax:+86-769-83081878

Data: 142 File: \\Emc-966-1\test data\2019\RF\C\Chunghsin\ONA19TB007.EM6 (174)

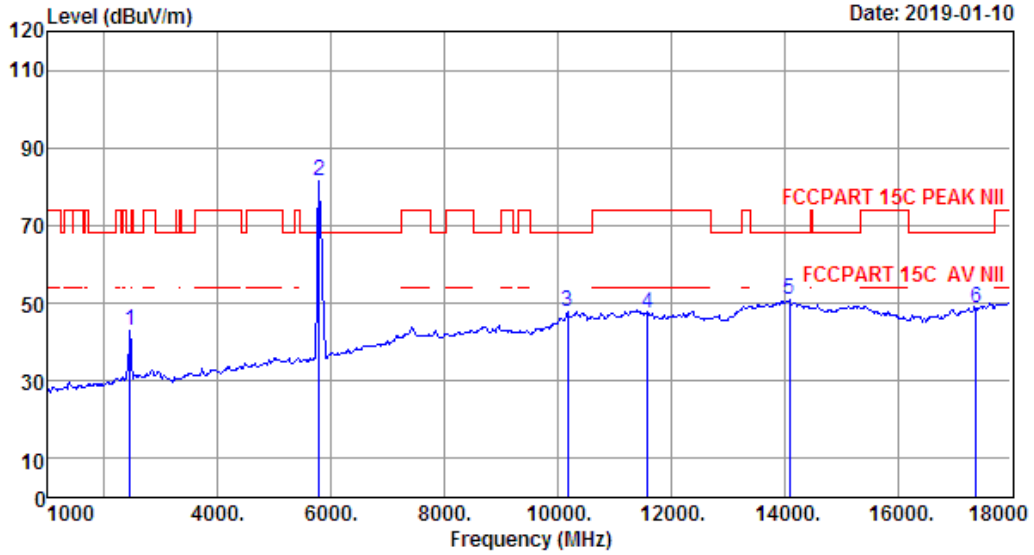

Site no. : 1# 966 Chamber Data no. : 142
Dis. / Ant. : 3m ANT9120D 1-18G Ant. pol. : VERTICAL
Limit : FCCPART 15C PEAK NII
Env. / Ins. : Temp:23.6';Humi:56%;Press:101.52kPa
Engineer : Seven
EUT : 10.1"ANDROID TABLET
Power : WITH DETACHABLE KEYBOARD
M/N : DC 5V From Adapter Input AC 120V/60Hz
Test Mode : ONA19TB007
IEEE 802.11n HT40 TX 5795MHz

	Freq. (MHz)	Ant. Factor (dB/m)	Cable Loss (dB)	Amp Factor (dB)	Reading (dBuV)	Emission Level (dBuV/m)	Limits (dBuV/m)	Margin (dB)	Remark
1	2445.00	27.48	3.26	35.07	47.30	42.97	68.20	25.23	Peak
2	5795.00	33.29	5.29	35.86	78.86	81.58	68.20	-13.38	Peak
3	10180.00	39.17	9.62	34.47	33.52	47.84	68.20	20.36	Peak
4	11590.00	39.98	8.26	32.39	31.69	47.54	74.00	26.46	Peak
5	14090.00	41.61	10.14	32.99	32.20	50.96	68.20	17.24	Peak
6	17385.00	42.96	11.29	30.99	25.38	48.64	68.20	19.56	Peak

Remarks: 1. Emission Level= Antenna Factor + Cable Loss - Amp Factor + Reading.
2. Margin= Limit - Emission Level.
3. The emission levels that are 20dB below the official limit are not reported.

Above 18GHz

Pass

Note: The amplitude of spurious emission that is attenuated by more than 20dB below the permissible limit has no need to be reported.

9. CONDUCTED UNWANTED EMISSIONS

9.1. Limit

According to RSS-247 §5.5, in any 100 kHz bandwidth outside the frequency band in which the spread spectrum or digitally modulated device is operating, the radio frequency power that is produced shall be at least 20 dB below that in the 100 kHz bandwidth within the band that contains the highest level of the desired power, based on either an RF conducted or a radiated measurement, provided the transmitter demonstrates compliance with the peak conducted power limits. If the transmitter complies with the conducted power limits based on the use of RMS averaging over a time interval, as permitted under section 5.4(4), the attenuation required shall be 30 dB instead of 20 dB. Attenuation below the general limits specified in Tables 2 and 3 is not required. In addition, radiated emissions which fall in the restricted bands of Table 1 must also comply with the radiated emission limits specified in Tables 2 and 3.

9.2. Test Procedure

Conducted RF measurements of the transmitter output were made to confirm that the EUT antenna port conducted emissions meet the specified limit and to identify any spurious signals that require further investigation or measurements on the radiated emissions site. The transmitter output is connected to the spectrum analyzer. The resolution bandwidth is set to 1MHz. The video bandwidth is set to 3MHz.
Measurements are made over the 30MHz to 40GHz range with the transmitter set to the lowest, middle, and highest channels.

9.3. Test Result

Pass (The testing data was attached in the next pages.)

9.4. Test Data

IEEE 802.11a / Band I
Low CH
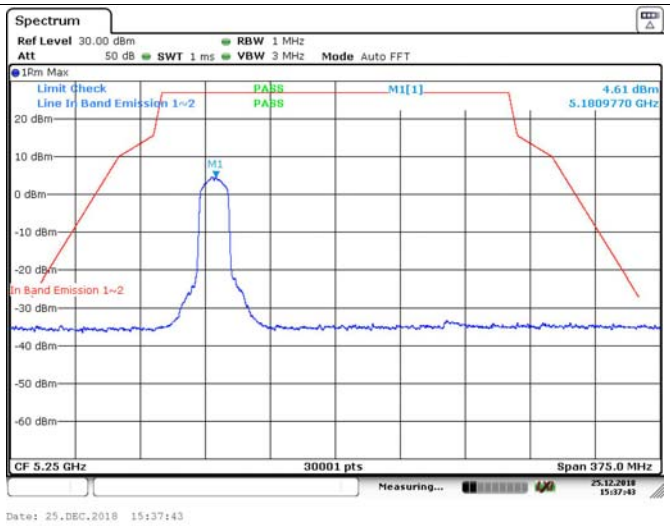
IEEE 802.11a / Band II
High CH
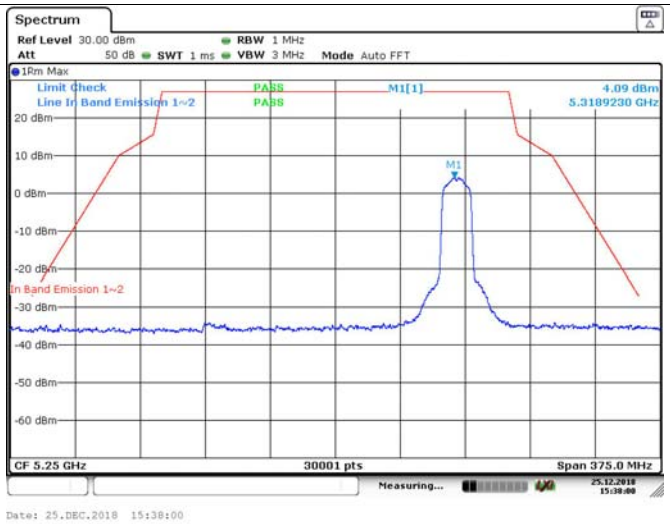
Conclusion: Pass

IEEE 802. 11n HT20 / Band I

Low CH

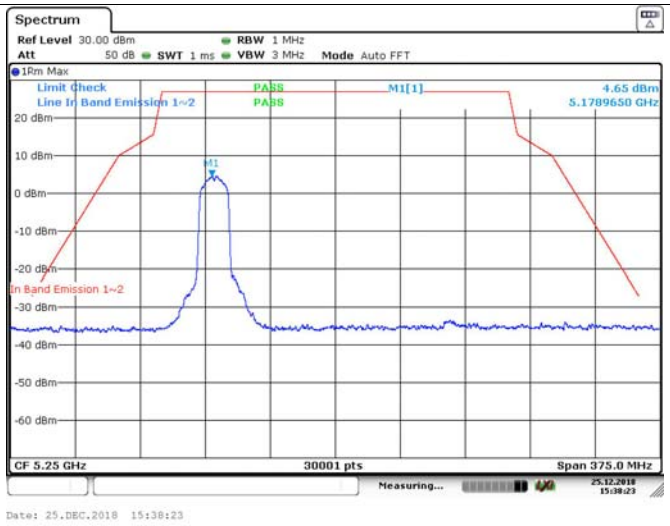

IEEE 802. 11n HT20 / Band II

High CH

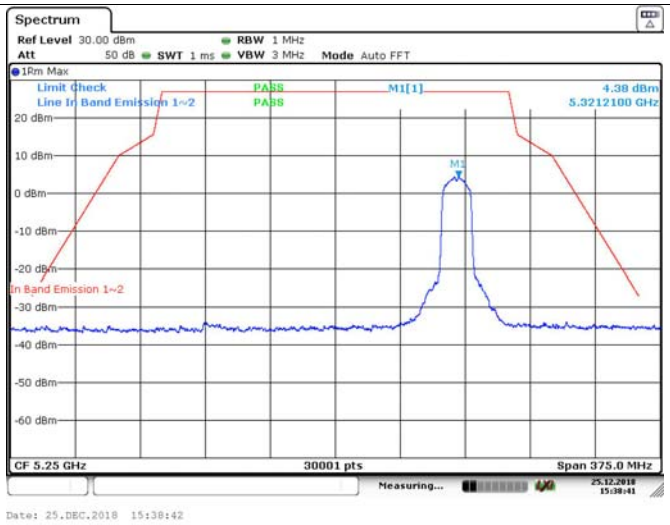

Conclusion: Pass

IEEE 802. 11n HT40 / Band I

Low CH

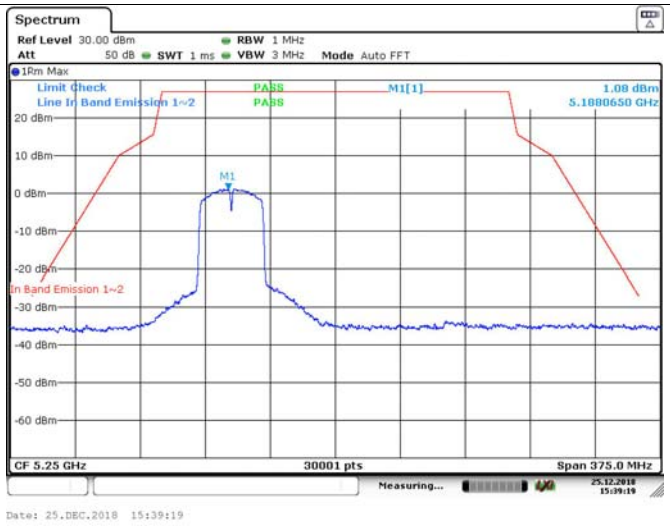

IEEE 802. 11n HT40 / Band II

High CH

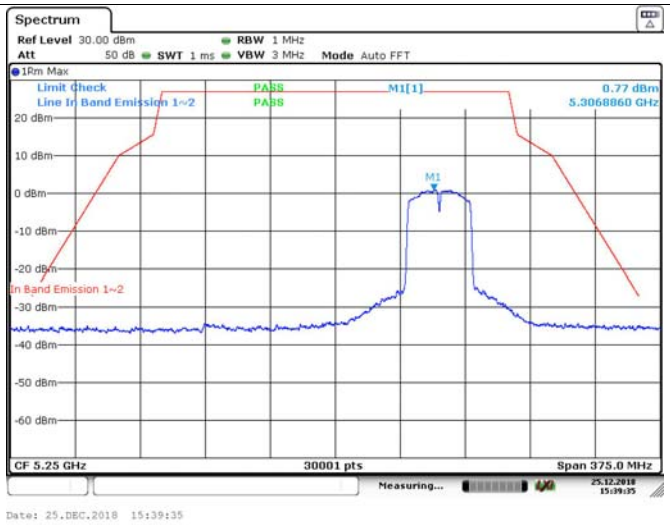

Conclusion: Pass

IEEE 802.11a / Band III
Low CH
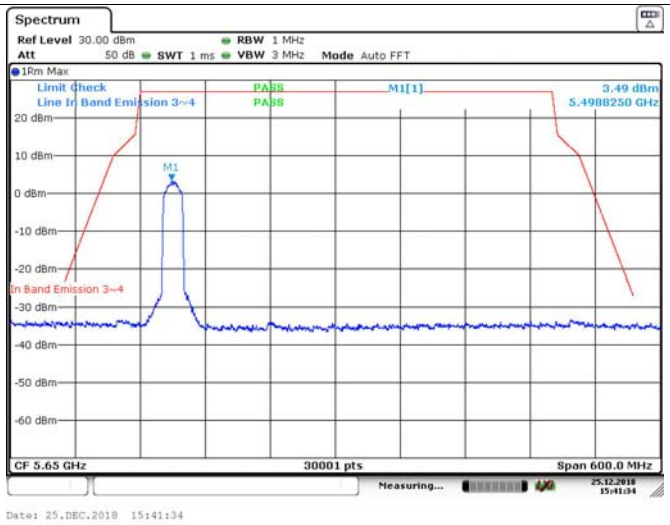
IEEE 802.11a / Band IV
High CH
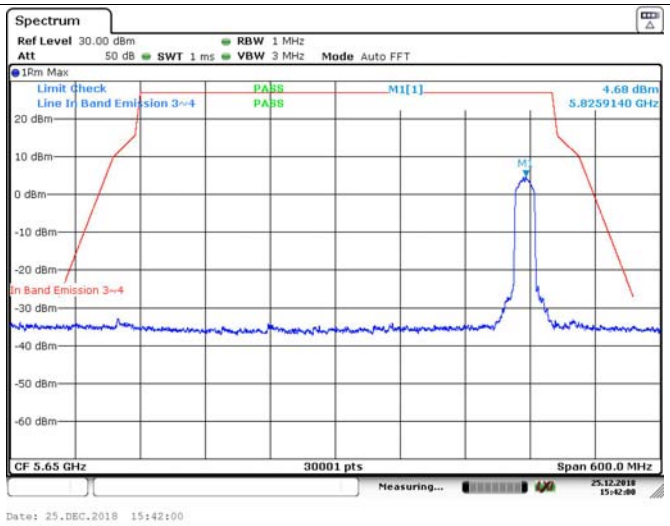
Conclusion: Pass

IEEE 802.11n HT20/ Band III

Low CH

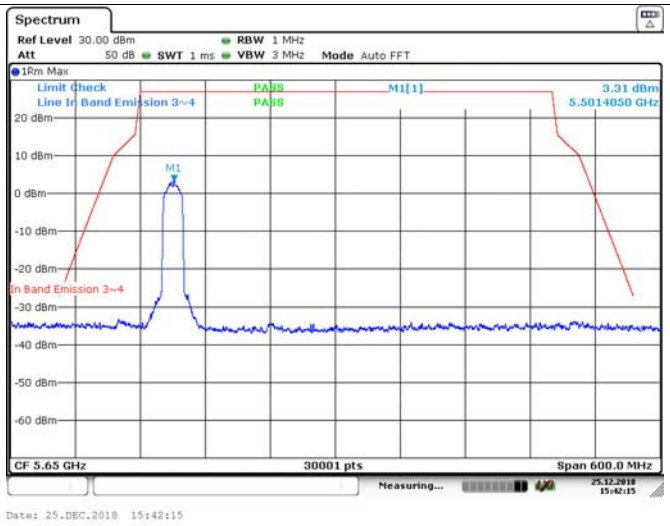

IEEE 802.11n HT20 / Band IV

High CH

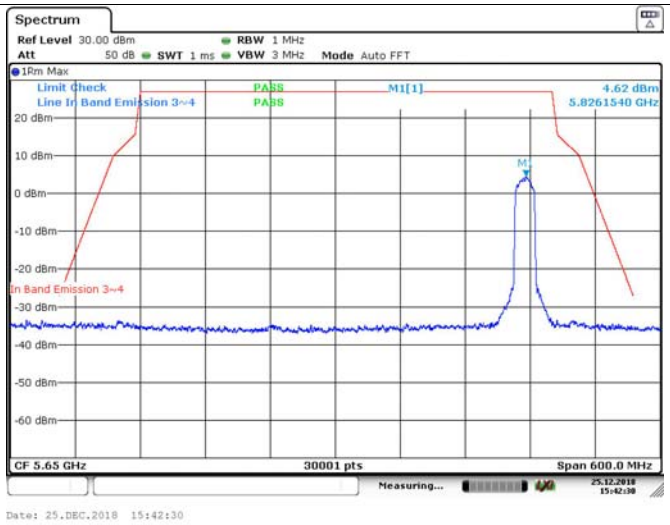

Conclusion: Pass

IEEE 802.11n HT40/ Band III
Low CH
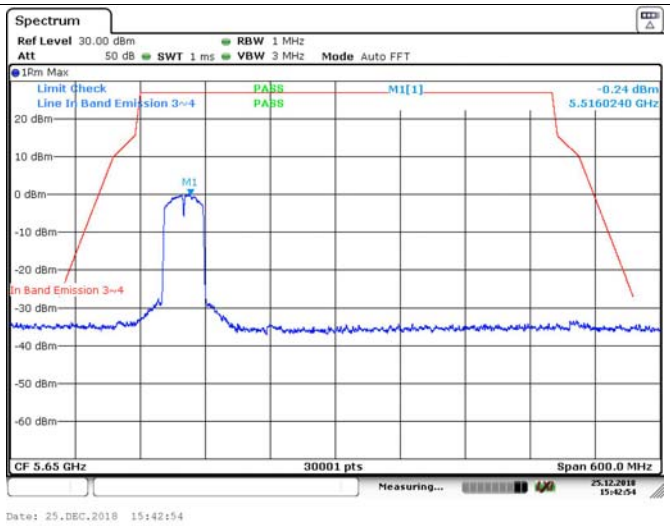
IEEE 802.11n HT40 / Band IV
High CH
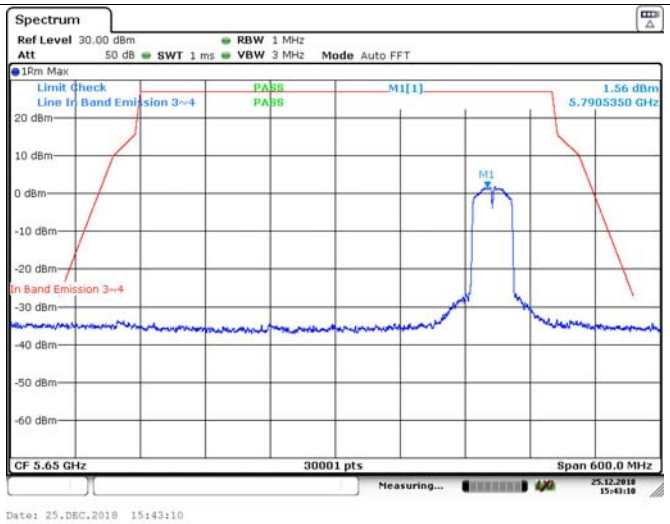
Conclusion: Pass

10. BAND EDGE COMPLIANCE

10.1. Limit

1、The provisions of Section 15.205 of this part apply to intentional radiators operating under this section.

2、When measuring the emission limits, the nominal carrier frequency shall be adjusted as close to the upper and lower frequency block edges as the design of the equipment permits.

10.2. Block Diagram of Test setup

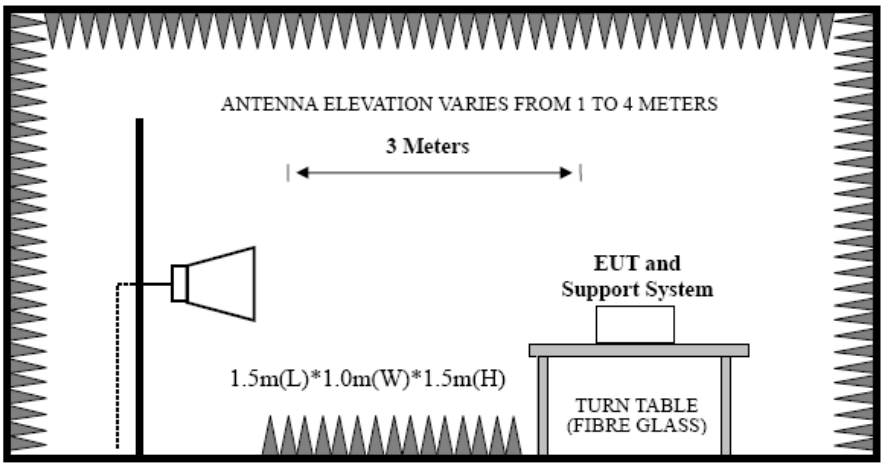

10.3. Test Procedure

EUT was placed on a turn table, which is 1.5 m high above ground. The turn table can rotate 360 degrees to determine the position of the maximum emission level. Power on the EUT and let it working in test mode, then test it. EUT is set 3 meters away from the receiving antenna, which is mounted on a antenna tower. The antenna can be moved up and down between 1 meter and 4 meters to find out the maximum emission level. Both horizontal and vertical polarization of the antenna are set on test.

Set the spectrum analyzer in the following setting in order to capture the lower and upper band-edges of emissions

Peak : RBW = 1MHz, VBW = 1MHz, Detector=PEAK detector, Sweep time = auto.

AV : RBW = 1MHz, VBW = 10Hz, Detector=PEAK detector, Sweep time = auto.

10.4.Test Result

Pass (The testing data was attached in the next pages.)

Note: 1、For emissions above 1GHz, if peak level comply with average limit, then the average level is deemed to comply with average limit.

2、The frequency 5180MHz 、5190MHz、5230 MHz、5240 MHz、5260 MHz、5270 MHz、5310 MHz、5320 MHz is fundamental frequency which no limit, the limit on plots is automatically generated by the software, it's not fundamental limit, we can't remove it.

3、IEEE 802.11a mode (UNII Band III)
(1) Operating Frequency: 5500-5700MHz
(2) CH Low: 5500MHz, CH High: 5700MHz
(3) 26dB bandwidth: CH Low: 20.13MHz, CH High: 20.14MHz
(4) Frequency Range: 5489.935MHz, 5710.070MHz

4、IEEE 802.11a mode (UNII Band IV)
(1) Operating Frequency: 5745-5825MHz
(2) CH Low: 5745MHz, CH High: 5825MHz
(3) 26dB bandwidth: CH Low: 19.97MHz, CH High: 20.32MHz
(4) Frequency Range: 5735.015MHz, 5835.160MHz

5、IEEE 802.11n HT20 mode (UNII Band III)
(1) Operating Frequency: 5500-5700MHz
(2) CH Low: 5500MHz, CH High: 5700MHz
(3) 26dB bandwidth: CH Low: 20.28MHz, CH High: 20.44MHz
(4) Frequency Range: 5489.860MHz, 5710.220MHz

6、IEEE 802.11n HT20 mode (UNII Band IV)
(1) Operating Frequency: 5745-5825MHz
(2) CH Low: 5745MHz, CH High: 5825MHz
(3) 26dB bandwidth: CH Low: 20.34MHz, CH High: 20.44MHz
(4) Frequency Range: 5734.830MHz, 5835.220MHz

7、IEEE 802.11n HT40 mode (UNII Band III)
(1) Operating Frequency: 5510-5670MHz
(2) CH Low: 5510MHz, CH High: 5670MHz
(3) 26dB bandwidth: CH Low: 40.14MHz, CH High: 40.37MHz
(4) Frequency Range: 5489.930MHz, 5690.185MHz

8、IEEE 802.11a mode (UNII Band IV)
(1) Operating Frequency: 5755-5795MHz
(2) CH Low: 5755MHz, CH High: 5795MHz
(3) 26dB bandwidth: CH Low: 40.30MHz, CH High: 40.72MHz
(4) Frequency Range: 5734.850MHz, 5815.360MHz

9、Refer to 9.4.3~9.4.8, Because the mentioned conditions the Fundamental Frequency Range was far away from the restricted bands in the table published in 15.205, the test is not applicable.

10.5.Test Data

EST Technology

Chilingxiang, Qishantou, Santun,
Houjie, Dongguan,Guangdong,China
Tel:+86-769-83081888
Fax:+86-769-83081878

Data: 143 File: \\Emc-966-1\test data\2019\RF\C\Chunghsin\ONA19TB007.EM6 (174)

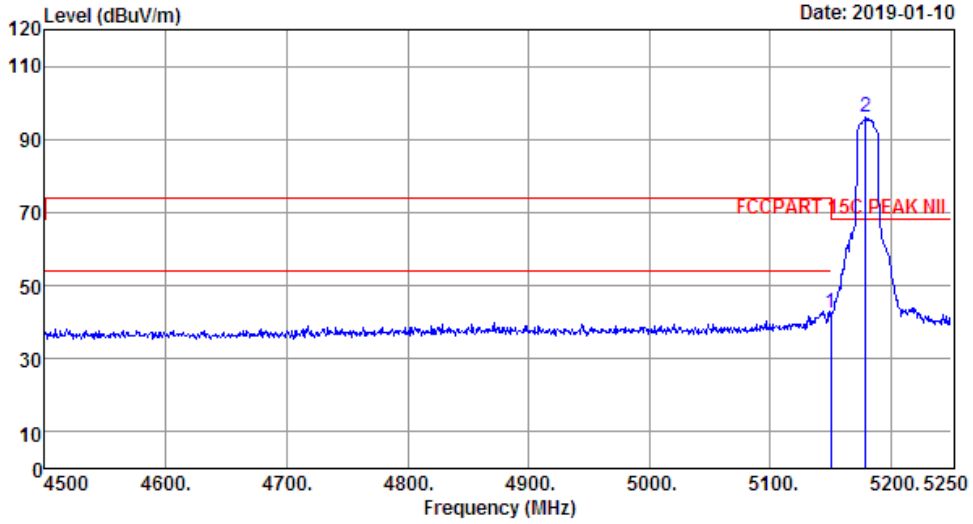


```
Site no.       : 1# 966 Chamber              Data no.  : 143
Dis. / Ant.    : 3m   ANT9120D 1-18G         Ant. pol. : HORIZONTAL
Limit          : FCCPART 15C PEAK NII
Env. / Ins.    : Temp:23.6';Humi:56%;Press:101.52kPa
Engineer       : Seven
EUT            : 10.1"ANDROID TABLET
Power          : WITH DETACHABLE KEYBOARD
M/N            : DC 5V From Adapter Input AC 120V/60Hz
Test Mode      : ONA19TB007
                 IEEE 802.11a TX 5180MHz
```

	Freq. (MHz)	Ant. Factor (dB/m)	Cable Loss (dB)	Amp Factor (dB)	Reading (dBuV)	Emission Level (dBuV/m)	Limits (dBuV/m)	Margin (dB)	Remark
1	5150.00	32.58	4.88	35.44	40.29	42.31	68.20	25.89	Peak
2	5178.75	32.62	4.89	35.48	94.24	96.27	68.20	-28.07	Peak

Remarks: 1. Emission Level= Antenna Factor + Cable Loss - Amp Factor + Reading.
2. Margin= Limit - Emission Level.
3. The emission levels that are 20dB below the official limit are not reported.

EST Technology

Chilingxiang, Qishantou, Santun,
Houjie, Dongguan,Guangdong,China
Tel:+86-769-83081888
Fax:+86-769-83081878

Data: 144 File: \\Emc-966-1\test data\2019\RF\C\Chunghsin\ONA19TB007.EM6 (174)

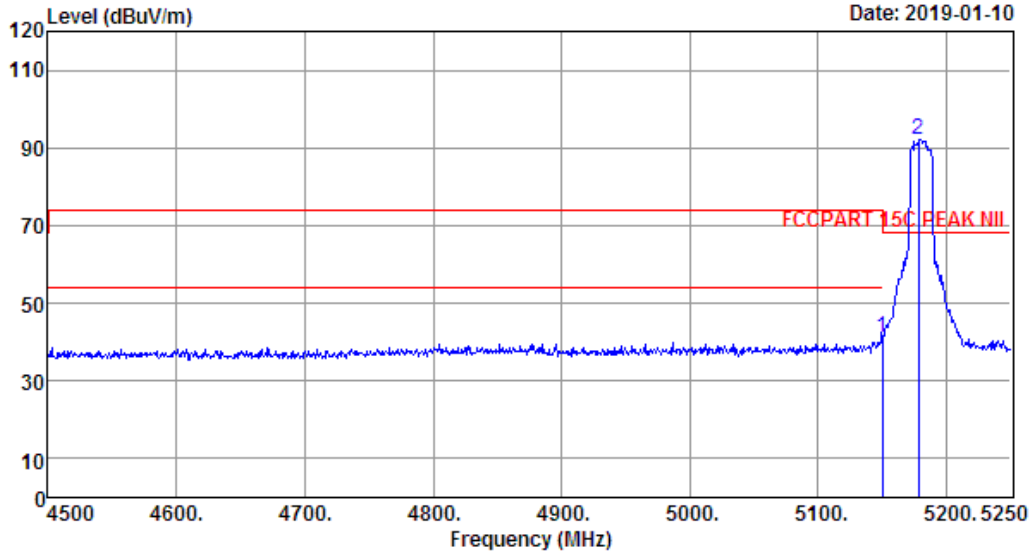

Site no. : 1# 966 Chamber Data no. : 144
Dis. / Ant. : 3m ANT9120D 1-18G Ant. pol. : VERTICAL
Limit : FCCPART 15C PEAK NII
Env. / Ins. : Temp:23.6';Humi:56%;Press:101.52kPa
Engineer : Seven
EUT : 10.1"ANDROID TABLET
Power : WITH DETACHABLE KEYBOARD
M/N : DC 5V From Adapter Input AC 120V/60Hz
Test Mode : ONA19TB007
IEEE 802.11a TX 5180MHz

	Freq. (MHz)	Ant. Factor (dB/m)	Cable Loss (dB)	Amp Factor (dB)	Reading (dBuV)	Emission Level (dBuV/m)	Limits (dBuV/m)	Margin (dB)	Remark
1	5150.00	32.58	4.88	35.44	39.38	41.40	68.20	26.80	Peak
2	5178.00	32.62	4.89	35.48	90.26	92.29	68.20	-24.09	Peak

Remarks: 1. Emission Level= Antenna Factor + Cable Loss - Amp Factor + Reading.
2. Margin= Limit - Emission Level.
3. The emission levels that are 20dB below the official limit are not reported.

EST Technology

Chilingxiang, Qishantou, Santun,
Houjie, Dongguan,Guangdong,China
Tel:+86-769-83081888
Fax:+86-769-83081878

Data: 145 File: \\Emc-966-1\test data\2019\RF\C\Chunghsin\ONA19TB007.EM6 (174)

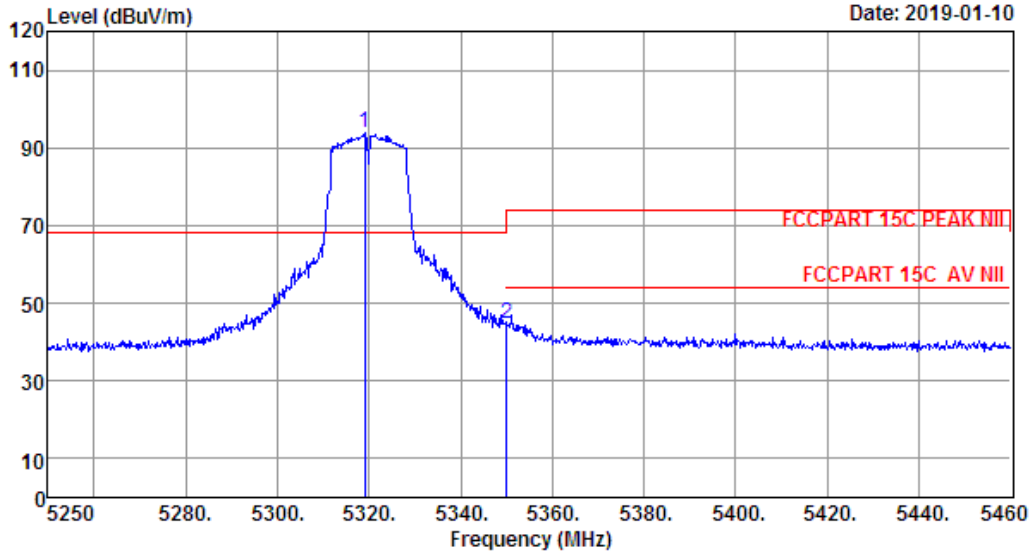

Site no. : 1# 966 Chamber Data no. : 145
Dis. / Ant. : 3m ANT9120D 1-18G Ant. pol. : VERTICAL
Limit : FCCPART 15C PEAK NII
Env. / Ins. : Temp:23.6';Humi:56%;Press:101.52kPa
Engineer : Seven
EUT : 10.1"ANDROID TABLET
Power : WITH DETACHABLE KEYBOARD
M/N : DC 5V From Adapter Input AC 120V/60Hz
Test Mode : ONA19TB007
IEEE 802.11a TX 5320MHz

	Freq. (MHz)	Ant. Factor (dB/m)	Cable Loss (dB)	Amp Factor (dB)	Reading (dBuV)	Emission Level (dBuV/m)	Limits (dBuV/m)	Margin (dB)	Remark
1	5319.09	32.78	4.99	35.64	91.54	93.67	68.20	-25.47	Peak
2	5350.00	32.82	5.01	35.66	42.51	44.68	68.20	23.52	Peak

Remarks: 1. Emission Level= Antenna Factor + Cable Loss - Amp Factor + Reading.
2. Margin= Limit - Emission Level.
3. The emission levels that are 20dB below the official limit are not reported.

EST Technology

Chilingxiang, Qishantou, Santun,
Houjie, Dongguan,Guangdong,China
Tel:+86-769-83081888
Fax:+86-769-83081878

Data: 146 File: \\Emc-966-1\test data\2019\RF\C\Chunghsin\ONA19TB007.EM6 (174)

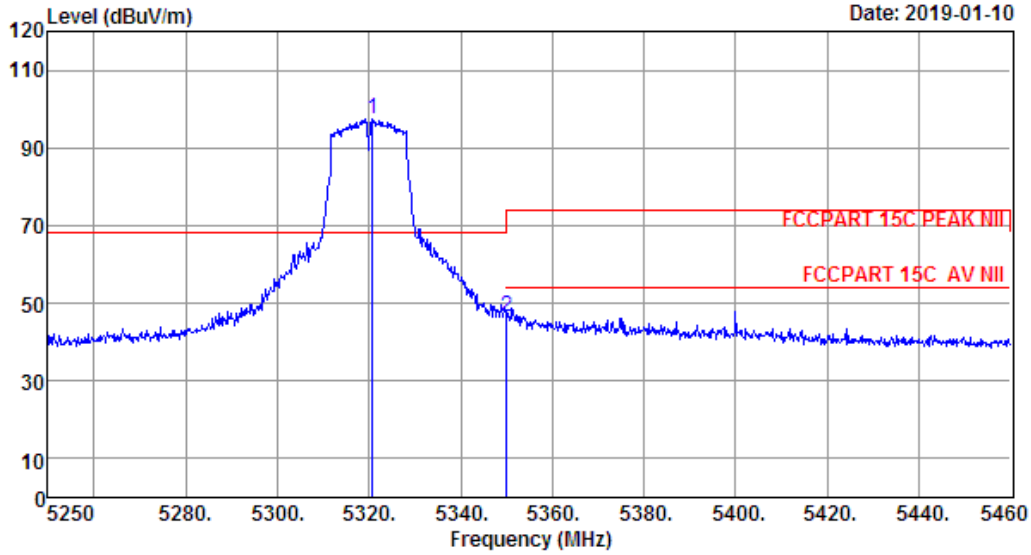

Site no. : 1# 966 Chamber Data no. : 146
Dis. / Ant. : 3m ANT9120D 1-18G Ant. pol. : HORIZONTAL
Limit : FCCPART 15C PEAK NII
Env. / Ins. : Temp:23.6';Humi:56%;Press:101.52kPa
Engineer : Seven
EUT : 10.1"ANDROID TABLET
Power : WITH DETACHABLE KEYBOARD
M/N : DC 5V From Adapter Input AC 120V/60Hz
Test Mode : ONA19TB007
IEEE 802.11a TX 5320MHz

	Freq. (MHz)	Ant. Factor (dB/m)	Cable Loss (dB)	Amp Factor (dB)	Reading (dBuV)	Emission Level (dBuV/m)	Limits (dBuV/m)	Margin (dB)	Remark
1	5320.77	32.78	4.99	35.64	95.17	97.30	68.20	-29.10	Peak
2	5350.00	32.82	5.01	35.66	44.50	46.67	68.20	21.53	Peak

Remarks: 1. Emission Level= Antenna Factor + Cable Loss - Amp Factor + Reading.
2. Margin= Limit - Emission Level.
3. The emission levels that are 20dB below the official limit are not reported.

EST Technology

Chilingxiang, Qishantou, Santun,
Houjie, Dongguan,Guangdong,China
Tel:+86-769-83081888
Fax:+86-769-83081878

Data: 147 File: \\Emc-966-1\test data\2019\RF\C\Chunghsin\ONA19TB007.EM6 (174)

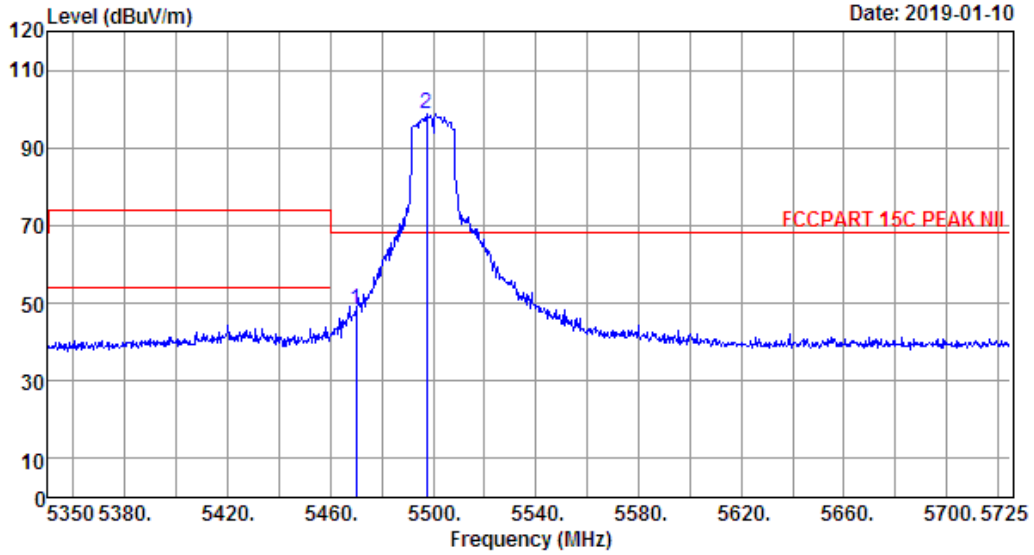


```
Site no.       : 1# 966 Chamber              Data no.  : 147
Dis. / Ant.    : 3m   ANT9120D 1-18G         Ant. pol. : HORIZONTAL
Limit          : FCCPART 15C PEAK NII
Env. / Ins.    : Temp:23.6';Humi:56%;Press:101.52kPa
Engineer       : Seven
EUT            : 10.1"ANDROID TABLET
Power          : WITH DETACHABLE KEYBOARD
M/N            : DC 5V From Adapter Input AC 120V/60Hz
Test Mode      : ONA19TB007
                 IEEE 802.11a TX 5500MHz
```

	Freq. (MHz)	Ant. Factor (dB/m)	Cable Loss (dB)	Amp Factor (dB)	Reading (dBuV)	Emission Level (dBuV/m)	Limits (dBuV/m)	Margin (dB)	Remark
1	5470.00	32.96	5.10	35.80	46.17	48.43	68.20	19.77	Peak
2	5497.38	33.00	5.11	35.84	96.35	98.62	68.20	-30.42	Peak

Remarks: 1. Emission Level= Antenna Factor + Cable Loss - Amp Factor + Reading.
2. Margin= Limit - Emission Level.
3. The emission levels that are 20dB below the official limit are not reported.

EST Technology

Chilingxiang, Qishantou, Santun,
Houjie, Dongguan,Guangdong,China
Tel:+86-769-83081888
Fax:+86-769-83081878

Data: 148 File: \\Emc-966-1\test data\2019\RF\C\Chunghsin\ONA19TB007.EM6 (174)

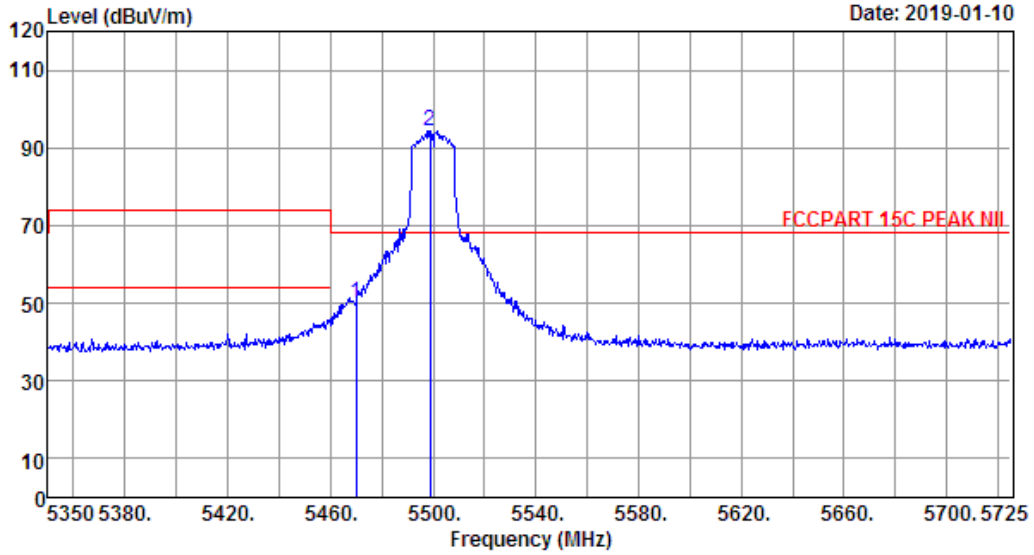

Site no. : 1# 966 Chamber Data no. : 148
Dis. / Ant. : 3m ANT9120D 1-18G Ant. pol. : VERTICAL
Limit : FCCPART 15C PEAK NII
Env. / Ins. : Temp:23.6';Humi:56%;Press:101.52kPa
Engineer : Seven
EUT : 10.1"ANDROID TABLET
Power : WITH DETACHABLE KEYBOARD
M/N : DC 5V From Adapter Input AC 120V/60Hz
Test Mode : ONA19TB007
IEEE 802.11a TX 5500MHz

	Freq. (MHz)	Ant. Factor (dB/m)	Cable Loss (dB)	Amp Factor (dB)	Reading (dBuV)	Emission Level (dBuV/m)	Limits (dBuV/m)	Margin (dB)	Remark
1	5470.00	32.96	5.10	35.80	47.85	50.11	68.20	18.09	Peak
2	5498.88	33.00	5.11	35.84	92.25	94.52	68.20	-26.32	Peak

Remarks: 1. Emission Level= Antenna Factor + Cable Loss - Amp Factor + Reading.
2. Margin= Limit - Emission Level.
3. The emission levels that are 20dB below the official limit are not reported.

EST Technology

Chilingxiang, Qishantou, Santun,
Houjie, Dongguan,Guangdong,China
Tel:+86-769-83081888
Fax:+86-769-83081878

Data: 149 File: \\Emc-966-1\test data\2019\RF\C\Chunghsin\ONA19TB007.EM6 (174)

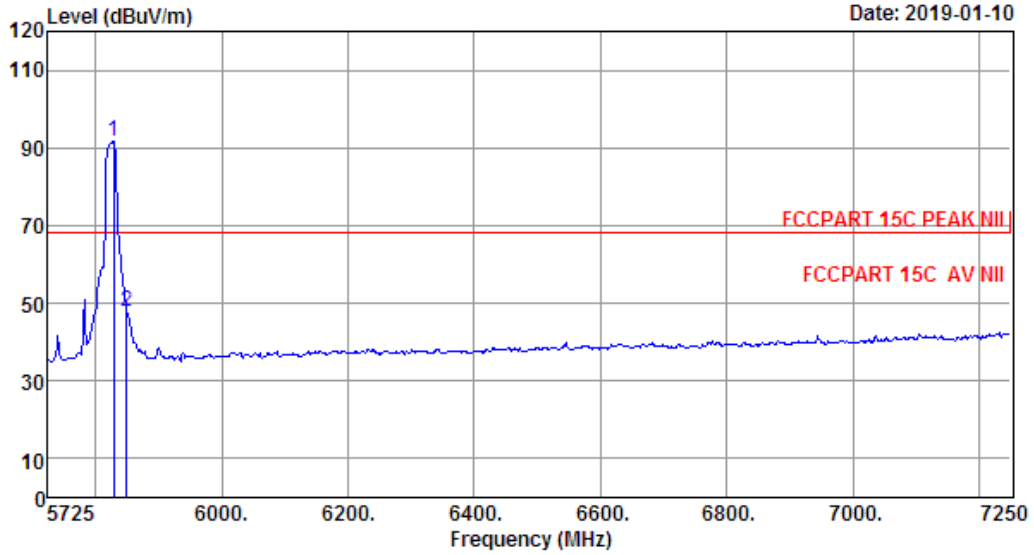


```
Site no.       : 1# 966 Chamber              Data no.  : 149
Dis. / Ant.    : 3m   ANT9120D 1-18G         Ant. pol. : HORIZONTAL
Limit          : FCCPART 15C PEAK NII
Env. / Ins.    : Temp:23.6';Humi:56%;Press:101.52kPa
Engineer       : Seven
EUT            : 10.1"ANDROID TABLET
Power          : WITH DETACHABLE KEYBOARD
M/N            : DC 5V From Adapter Input AC 120V/60Hz
Test Mode      : ONA19TB007
                 IEEE 802.11a TX 5825MHz
```

	Freq. (MHz)	Ant. Factor (dB/m)	Cable Loss (dB)	Amp Factor (dB)	Reading (dBuV)	Emission Level (dBuV/m)	Limits (dBuV/m)	Margin (dB)	Remark
1	5828.70	33.33	5.35	35.83	88.71	91.56	68.20	-23.36	Peak
2	5850.00	33.34	5.38	35.81	44.80	47.71	68.20	20.49	Peak

Remarks: 1. Emission Level= Antenna Factor + Cable Loss - Amp Factor + Reading.
2. Margin= Limit - Emission Level.
3. The emission levels that are 20dB below the official limit are not reported.

EST Technology

Chilingxiang, Qishantou, Santun,
Houjie, Dongguan,Guangdong,China
Tel:+86-769-83081888
Fax:+86-769-83081878

Data: 150 File: \\Emc-966-1\test data\2019\RF\C\Chunghsin\ONA19TB007.EM6 (174)

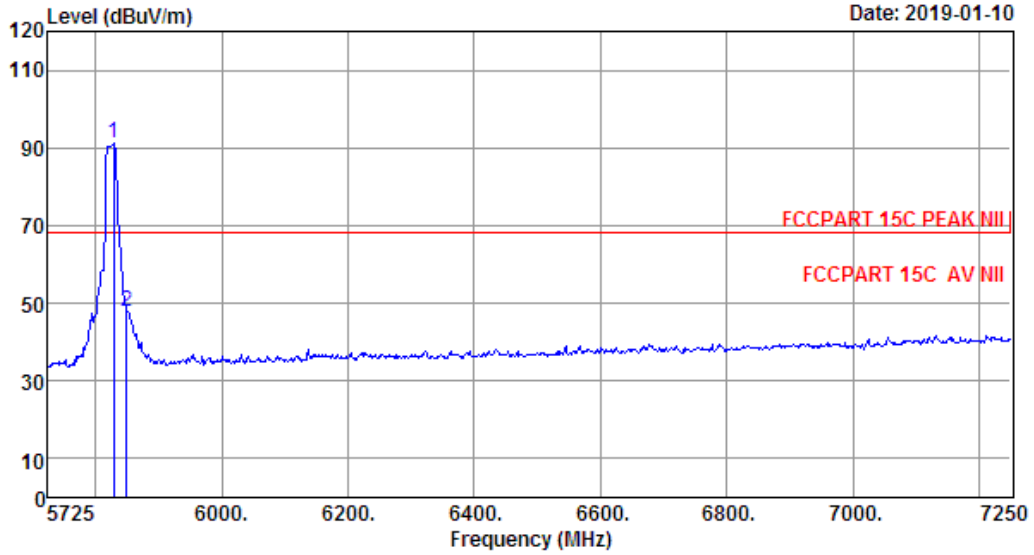


```
Site no.       : 1# 966 Chamber              Data no.  : 150
Dis. / Ant.    : 3m   ANT9120D 1-18G         Ant. pol. : VERTICAL
Limit          : FCCPART 15C PEAK NII
Env. / Ins.    : Temp:23.6';Humi:56%;Press:101.52kPa
Engineer       : Seven
EUT            : 10.1"ANDROID TABLET
Power          : WITH DETACHABLE KEYBOARD
M/N            : DC 5V From Adapter Input AC 120V/60Hz
Test Mode      : ONA19TB007
                 IEEE 802.11a TX 5825MHz
```

	Freq. (MHz)	Ant. Factor (dB/m)	Cable Loss (dB)	Amp Factor (dB)	Reading (dBuV)	Emission Level (dBuV/m)	Limits (dBuV/m)	Margin (dB)	Remark
1	5828.70	33.33	5.35	35.83	88.28	91.13	68.20	-22.93	Peak
2	5850.00	33.34	5.38	35.81	45.09	48.00	68.20	20.20	Peak

Remarks: 1. Emission Level= Antenna Factor + Cable Loss - Amp Factor + Reading.
2. Margin= Limit - Emission Level.
3. The emission levels that are 20dB below the official limit are not reported.

EST Technology

Chilingxiang, Qishantou, Santun,
Houjie, Dongguan,Guangdong,China
Tel:+86-769-83081888
Fax:+86-769-83081878

Data: 151 File: \\Emc-966-1\test data\2019\RF\C\Chunghsin\ONA19TB007.EM6 (174)

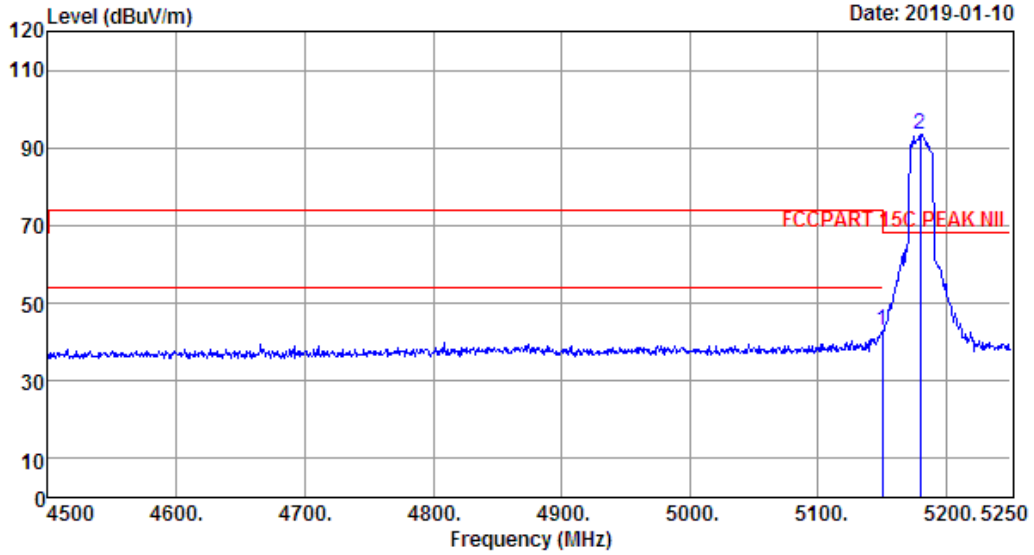

Site no. : 1# 966 Chamber Data no. : 151
Dis. / Ant. : 3m ANT9120D 1-18G Ant. pol. : VERTICAL
Limit : FCCPART 15C PEAK NII
Env. / Ins. : Temp:23.6';Humi:56%;Press:101.52kPa
Engineer : Seven
EUT : 10.1"ANDROID TABLET
Power : WITH DETACHABLE KEYBOARD
M/N : DC 5V From Adapter Input AC 120V/60Hz
Test Mode : ONA19TB007
IEEE 802.11n HT20 TX 5180MHz

	Freq. (MHz)	Ant. Factor (dB/m)	Cable Loss (dB)	Amp Factor (dB)	Reading (dBuV)	Emission Level (dBuV/m)	Limits (dBuV/m)	Margin (dB)	Remark
1	5150.00	32.58	4.88	35.44	40.87	42.89	68.20	25.31	Peak
2	5179.50	32.62	4.89	35.48	91.50	93.53	68.20	-25.33	Peak

Remarks: 1. Emission Level= Antenna Factor + Cable Loss - Amp Factor + Reading.
2. Margin= Limit - Emission Level.
3. The emission levels that are 20dB below the official limit are not reported.

EST Technology

Chilingxiang, Qishantou, Santun,
Houjie, Dongguan,Guangdong,China
Tel:+86-769-83081888
Fax:+86-769-83081878

Data: 152 File: \\Emc-966-1\test data\2019\RF\C\Chunghsin\ONA19TB007.EM6 (174)

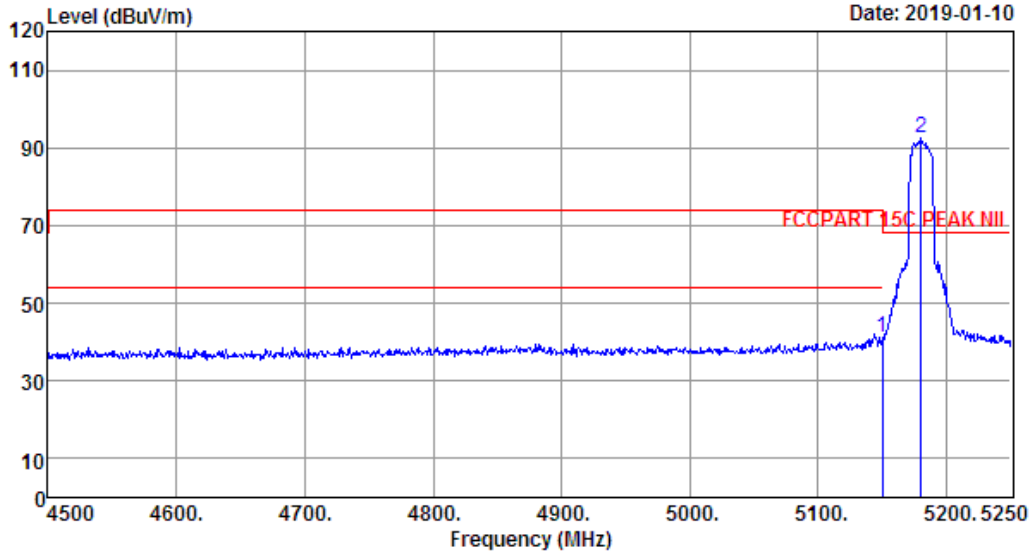

Site no. : 1# 966 Chamber Data no. : 152
Dis. / Ant. : 3m ANT9120D 1-18G Ant. pol. : HORIZONTAL
Limit : FCCPART 15C PEAK NII
Env. / Ins. : Temp:23.6';Humi:56%;Press:101.52kPa
Engineer : Seven
EUT : 10.1"ANDROID TABLET
Power : WITH DETACHABLE KEYBOARD
M/N : DC 5V From Adapter Input AC 120V/60Hz
Test Mode : ONA19TB007
IEEE 802.11n HT20 TX 5180MHz

	Freq. (MHz)	Ant. Factor (dB/m)	Cable Loss (dB)	Amp Factor (dB)	Reading (dBuV)	Emission Level (dBuV/m)	Limits (dBuV/m)	Margin (dB)	Remark
1	5150.00	32.58	4.88	35.44	39.01	41.03	68.20	27.17	Peak
2	5180.25	32.62	4.89	35.48	90.44	92.47	68.20	-24.27	Peak

Remarks: 1. Emission Level= Antenna Factor + Cable Loss - Amp Factor + Reading.
2. Margin= Limit - Emission Level.
3. The emission levels that are 20dB below the official limit are not reported.

EST Technology

Chilingxiang, Qishantou, Santun,
Houjie, Dongguan,Guangdong,China
Tel:+86-769-83081888
Fax:+86-769-83081878

Data: 153 File: \\Emc-966-1\test data\2019\RF\C\Chunghsin\ONA19TB007.EM6 (174)

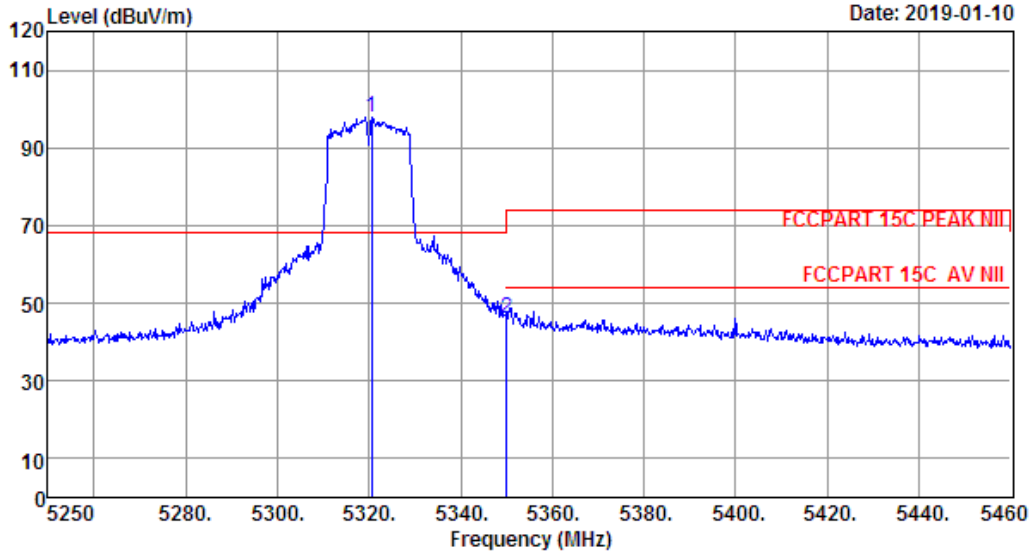

Site no. : 1# 966 Chamber Data no. : 153
Dis. / Ant. : 3m ANT9120D 1-18G Ant. pol. : HORIZONTAL
Limit : FCCPART 15C PEAK NII
Env. / Ins. : Temp:23.6';Humi:56%;Press:101.52kPa
Engineer : Seven
EUT : 10.1"ANDROID TABLET
Power : WITH DETACHABLE KEYBOARD
M/N : DC 5V From Adapter Input AC 120V/60Hz
Test Mode : ONA19TB007
IEEE 802.11n HT20 TX 5320MHz

	Freq. (MHz)	Ant. Factor (dB/m)	Cable Loss (dB)	Amp Factor (dB)	Reading (dBuV)	Emission Level (dBuV/m)	Limits (dBuV/m)	Margin (dB)	Remark
1	5320.56	32.78	4.99	35.64	95.69	97.82	68.20	-29.62	Peak
2	5350.00	32.82	5.01	35.66	43.88	46.05	68.20	22.15	Peak

Remarks: 1. Emission Level= Antenna Factor + Cable Loss - Amp Factor + Reading.
2. Margin= Limit - Emission Level.
3. The emission levels that are 20dB below the official limit are not reported.

EST Technology

Chilingxiang, Qishantou, Santun,
Houjie, Dongguan,Guangdong,China
Tel:+86-769-83081888
Fax:+86-769-83081878

Data: 154 File: \\Emc-966-1\test data\2019\RF\C\Chunghsin\ONA19TB007.EM6 (174)

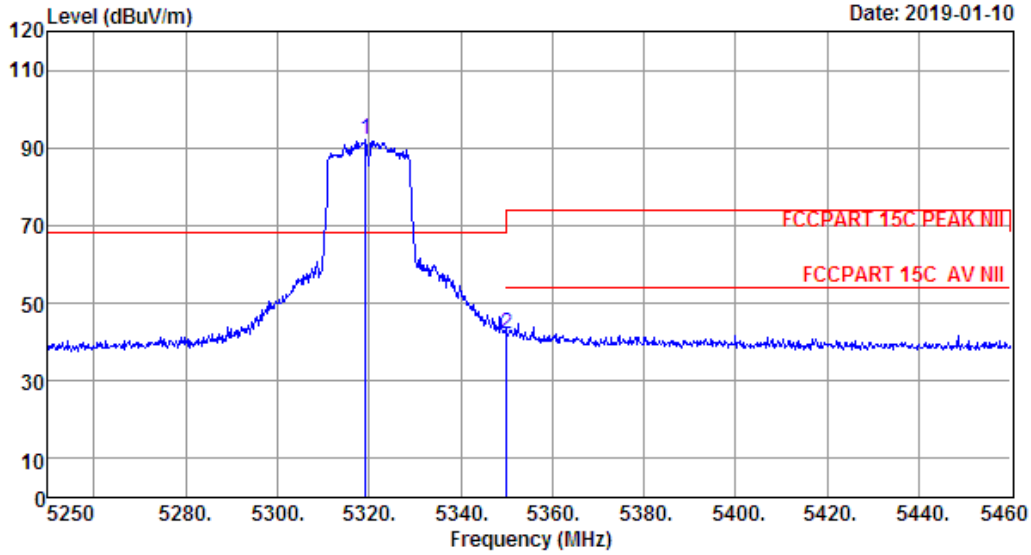

Site no. : 1# 966 Chamber Data no. : 154
Dis. / Ant. : 3m ANT9120D 1-18G Ant. pol. : VERTICAL
Limit : FCCPART 15C PEAK NII
Env. / Ins. : Temp:23.6';Humi:56%;Press:101.52kPa
Engineer : Seven
EUT : 10.1"ANDROID TABLET
Power : WITH DETACHABLE KEYBOARD
M/N : DC 5V From Adapter Input AC 120V/60Hz
Test Mode : ONA19TB007
IEEE 802.11n HT20 TX 5320MHz

	Freq. (MHz)	Ant. Factor (dB/m)	Cable Loss (dB)	Amp Factor (dB)	Reading (dBuV)	Emission Level (dBuV/m)	Limits (dBuV/m)	Margin (dB)	Remark
1	5319.30	32.78	4.99	35.64	89.92	92.05	68.20	-23.85	Peak
2	5350.00	32.82	5.01	35.66	40.04	42.21	68.20	25.99	Peak

Remarks: 1. Emission Level= Antenna Factor + Cable Loss - Amp Factor + Reading.
2. Margin= Limit - Emission Level.
3. The emission levels that are 20dB below the official limit are not reported.

EST Technology

Chilingxiang, Qishantou, Santun,
Houjie, Dongguan,Guangdong,China
Tel:+86-769-83081888
Fax:+86-769-83081878

Data: 155 File: \\Emc-966-1\test data\2019\RF\C\Chunghsin\ONA19TB007.EM6 (174)

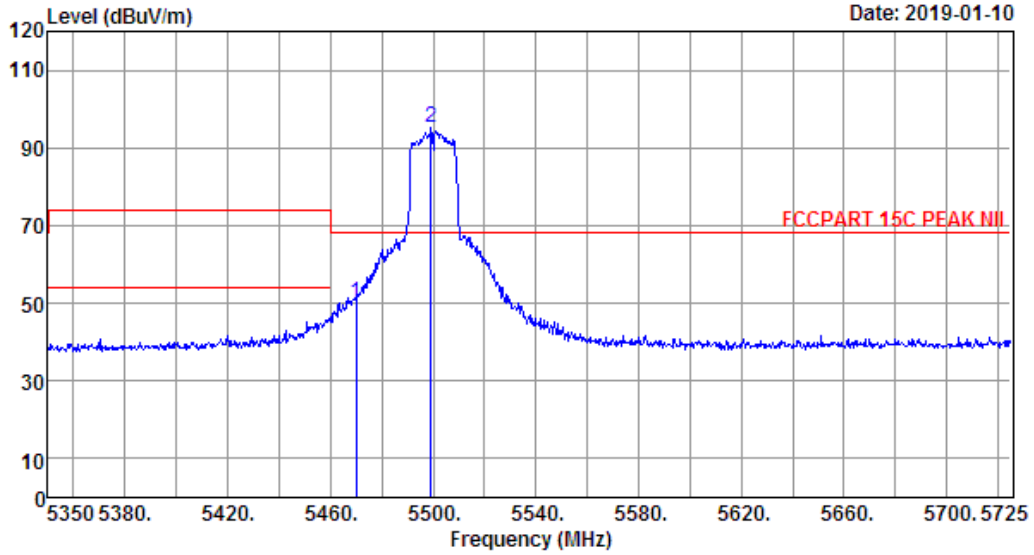


```
Site no.       : 1# 966 Chamber              Data no.  : 155
Dis. / Ant.    : 3m   ANT9120D 1-18G         Ant. pol. : VERTICAL
Limit          : FCCPART 15C PEAK NII
Env. / Ins.    : Temp:23.6';Humi:56%;Press:101.52kPa
Engineer       : Seven
EUT            : 10.1"ANDROID TABLET
Power          : WITH DETACHABLE KEYBOARD
M/N            : DC 5V From Adapter Input AC 120V/60Hz
Test Mode      : ONA19TB007
                 IEEE 802.11n HT20 TX 5500MHz
```

	Freq. (MHz)	Ant. Factor (dB/m)	Cable Loss (dB)	Amp Factor (dB)	Reading (dBuV)	Emission Level (dBuV/m)	Limits (dBuV/m)	Margin (dB)	Remark
1	5470.00	32.96	5.10	35.80	47.71	49.97	68.20	18.23	Peak
2	5499.25	33.00	5.11	35.84	92.74	95.01	68.20	-26.81	Peak

Remarks: 1. Emission Level= Antenna Factor + Cable Loss - Amp Factor + Reading.
2. Margin= Limit - Emission Level.
3. The emission levels that are 20dB below the official limit are not reported.

EST Technology

Chilingxiang, Qishantou, Santun,
Houjie, Dongguan,Guangdong,China
Tel:+86-769-83081888
Fax:+86-769-83081878

Data: 156 File: \\Emc-966-1\test data\2019\RF\C\Chunghsin\ONA19TB007.EM6 (174)

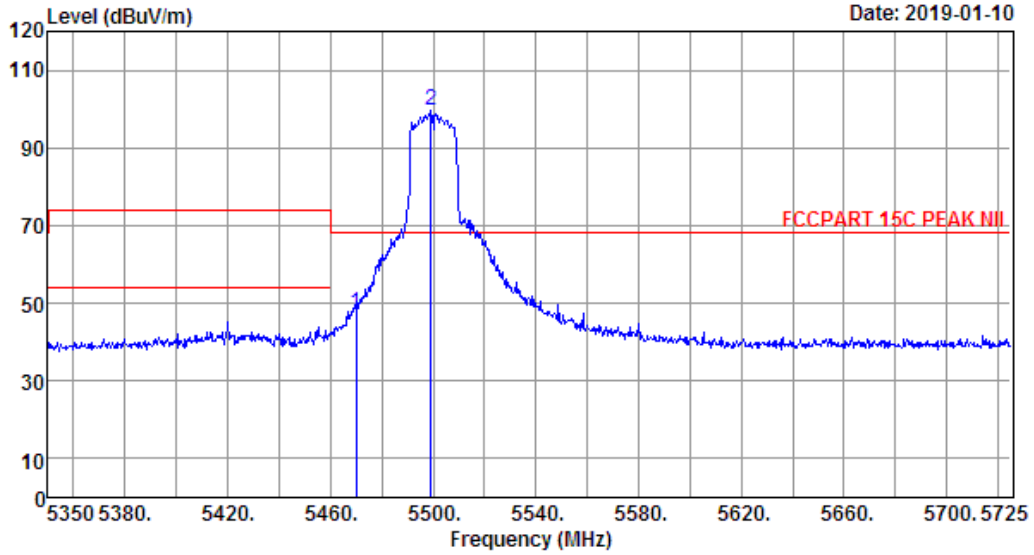


```
Site no.       : 1# 966 Chamber              Data no.  : 156
Dis. / Ant.    : 3m   ANT9120D 1-18G         Ant. pol. : HORIZONTAL
Limit          : FCCPART 15C PEAK NII
Env. / Ins.    : Temp:23.6';Humi:56%;Press:101.52kPa
Engineer       : Seven
EUT            : 10.1"ANDROID TABLET
Power          : WITH DETACHABLE KEYBOARD
M/N            : DC 5V From Adapter Input AC 120V/60Hz
Test Mode      : ONA19TB007
                 IEEE 802.11n HT20 TX 5500MHz
```

	Freq. (MHz)	Ant. Factor (dB/m)	Cable Loss (dB)	Amp Factor (dB)	Reading (dBuV)	Emission Level (dBuV/m)	Limits (dBuV/m)	Margin (dB)	Remark
1	5470.00	32.96	5.10	35.80	45.06	47.32	68.20	20.88	Peak
2	5499.25	33.00	5.11	35.84	97.15	99.42	68.20	-31.22	Peak

Remarks: 1. Emission Level= Antenna Factor + Cable Loss - Amp Factor + Reading.
2. Margin= Limit - Emission Level.
3. The emission levels that are 20dB below the official limit are not reported.

EST Technology

Chilingxiang, Qishantou, Santun,
Houjie, Dongguan,Guangdong,China
Tel:+86-769-83081888
Fax:+86-769-83081878

Data: 157 File: \\Emc-966-1\test data\2019\RF\C\Chunghsin\ONA19TB007.EM6 (174)

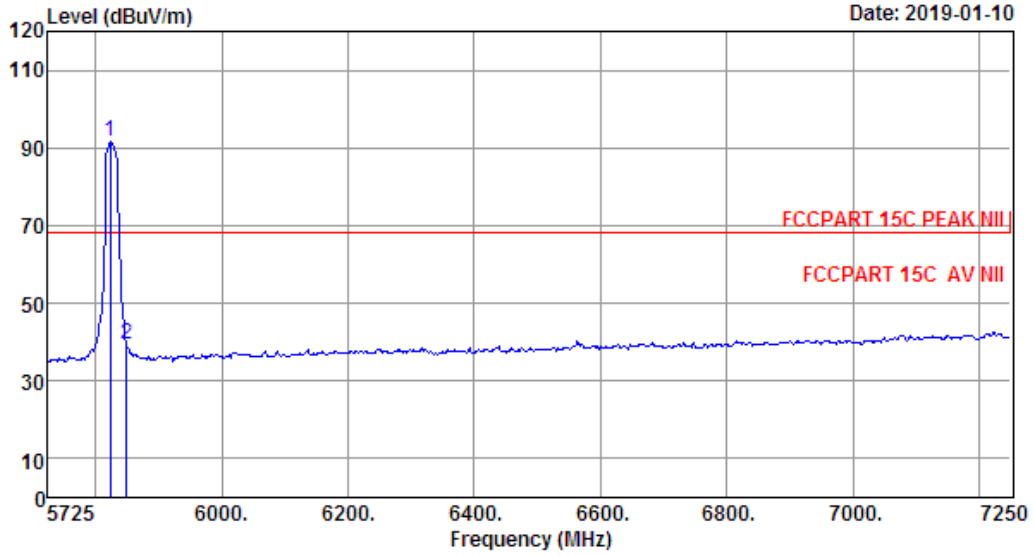


```
Site no.       : 1# 966 Chamber              Data no.  : 157
Dis. / Ant.    : 3m   ANT9120D 1-18G         Ant. pol. : VERTICAL
Limit          : FCCPART 15C PEAK NII
Env. / Ins.    : Temp:23.6';Humi:56%;Press:101.52kPa
Engineer       : Seven
EUT            : 10.1"ANDROID TABLET
Power          : WITH DETACHABLE KEYBOARD
M/N            : DC 5V From Adapter Input AC 120V/60Hz
Test Mode      : ONA19TB007
                 IEEE 802.11n HT20 TX 5825MHz
```

	Freq. (MHz)	Ant. Factor (dB/m)	Cable Loss (dB)	Amp Factor (dB)	Reading (dBuV)	Emission Level (dBuV/m)	Limits (dBuV/m)	Margin (dB)	Remark
1	5824.13	33.33	5.35	35.83	88.90	91.75	68.20	-23.55	Peak
2	5850.00	33.34	5.38	35.81	36.52	39.43	68.20	28.77	Peak

Remarks: 1. Emission Level= Antenna Factor + Cable Loss - Amp Factor + Reading.
2. Margin= Limit - Emission Level.
3. The emission levels that are 20dB below the official limit are not reported.

EST Technology

Chilingxiang, Qishantou, Santun,
Houjie, Dongguan,Guangdong,China
Tel:+86-769-83081888
Fax:+86-769-83081878

Data: 158 File: \\Emc-966-1\test data\2019\RF\C\Chunghsin\ONA19TB007.EM6 (174)

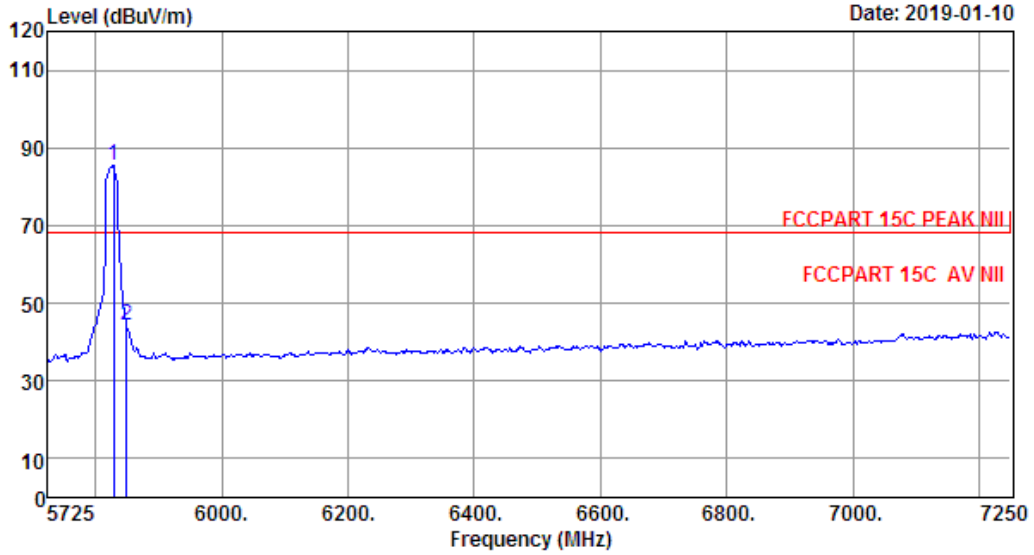


```
Site no.       : 1# 966 Chamber              Data no.  : 158
Dis. / Ant.    : 3m   ANT9120D 1-18G         Ant. pol. : HORIZONTAL
Limit          : FCCPART 15C PEAK NII
Env. / Ins.    : Temp:23.6';Humi:56%;Press:101.52kPa
Engineer       : Seven
EUT            : 10.1"ANDROID TABLET
Power          : WITH DETACHABLE KEYBOARD
M/N            : DC 5V From Adapter Input AC 120V/60Hz
Test Mode      : ONA19TB007
                 IEEE 802.11n HT20 TX 5825MHz
```

	Freq. (MHz)	Ant. Factor (dB/m)	Cable Loss (dB)	Amp Factor (dB)	Reading (dBuV)	Emission Level (dBuV/m)	Limits (dBuV/m)	Margin (dB)	Remark
1	5828.70	33.33	5.35	35.83	82.80	85.65	68.20	-17.45	Peak
2	5850.00	33.34	5.38	35.81	41.40	44.31	68.20	23.89	Peak

Remarks: 1. Emission Level= Antenna Factor + Cable Loss - Amp Factor + Reading.
2. Margin= Limit - Emission Level.
3. The emission levels that are 20dB below the official limit are not reported.

EST Technology

Chilingxiang, Qishantou, Santun,
Houjie, Dongguan,Guangdong,China
Tel:+86-769-83081888
Fax:+86-769-83081878

Data: 159 File: \\Emc-966-1\test data\2019\RF\C\Chunghsin\ONA19TB007.EM6 (174)

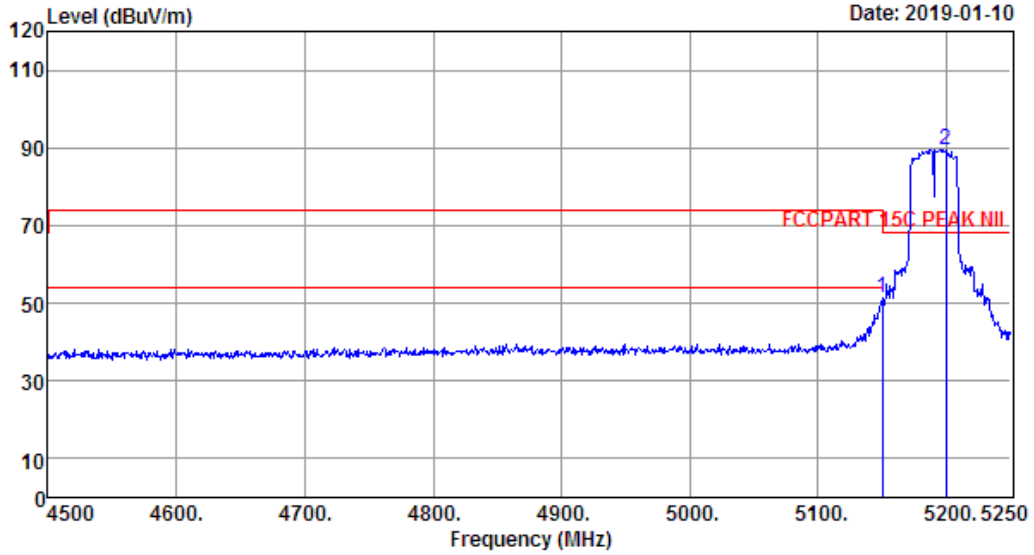


```
Site no.       : 1# 966 Chamber              Data no.  : 159
Dis. / Ant.    : 3m   ANT9120D 1-18G         Ant. pol. : HORIZONTAL
Limit          : FCCPART 15C PEAK NII
Env. / Ins.    : Temp:23.6';Humi:56%;Press:101.52kPa
Engineer       : Seven
EUT            : 10.1"ANDROID TABLET
Power          : WITH DETACHABLE KEYBOARD
M/N            : DC 5V From Adapter Input AC 120V/60Hz
Test Mode      : ONA19TB007
                 IEEE 802.11n HT40 TX 5190MHz
```

	Freq. (MHz)	Ant. Factor (dB/m)	Cable Loss (dB)	Amp Factor (dB)	Reading (dBuV)	Emission Level (dBuV/m)	Limits (dBuV/m)	Margin (dB)	Remark
1	5150.00	32.58	4.88	35.44	49.37	51.39	68.20	16.81	Peak
2	5199.75	32.64	4.90	35.50	87.58	89.62	68.20	-21.42	Peak

Remarks: 1. Emission Level= Antenna Factor + Cable Loss - Amp Factor + Reading.
2. Margin= Limit - Emission Level.
3. The emission levels that are 20dB below the official limit are not reported.

EST Technology

Chilingxiang, Qishantou, Santun,
Houjie, Dongguan,Guangdong,China
Tel:+86-769-83081888
Fax:+86-769-83081878

Data: 160 File: \\Emc-966-1\test data\2019\RF\C\Chunghsin\ONA19TB007.EM6 (174)

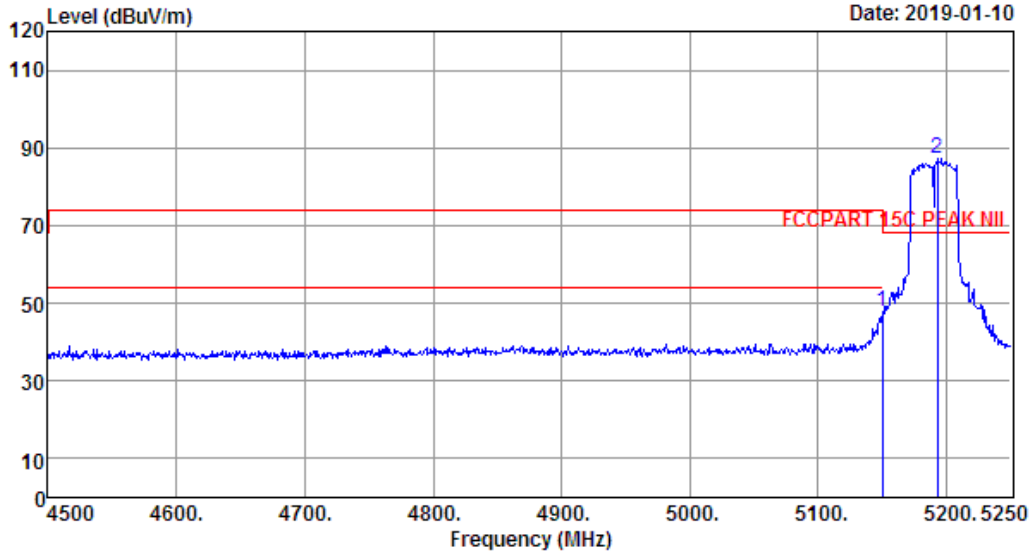


```
Site no.       : 1# 966 Chamber              Data no.  : 160
Dis. / Ant.    : 3m   ANT9120D 1-18G         Ant. pol. : VERTICAL
Limit          : FCCPART 15C PEAK NII
Env. / Ins.    : Temp:23.6';Humi:56%;Press:101.52kPa
Engineer       : Seven
EUT            : 10.1"ANDROID TABLET
Power          : WITH DETACHABLE KEYBOARD
M/N            : DC 5V From Adapter Input AC 120V/60Hz
Test Mode      : ONA19TB007
                 IEEE 802.11n HT40 TX 5190MHz
```

	Freq. (MHz)	Ant. Factor (dB/m)	Cable Loss (dB)	Amp Factor (dB)	Reading (dBuV)	Emission Level (dBuV/m)	Limits (dBuV/m)	Margin (dB)	Remark
1	5150.00	32.58	4.88	35.44	45.88	47.90	68.20	20.30	Peak
2	5193.00	32.64	4.90	35.50	85.06	87.10	68.20	-18.90	Peak

Remarks: 1. Emission Level= Antenna Factor + Cable Loss - Amp Factor + Reading.
2. Margin= Limit - Emission Level.
3. The emission levels that are 20dB below the official limit are not reported.

EST Technology

Chilingxiang, Qishantou, Santun,
Houjie, Dongguan,Guangdong,China
Tel:+86-769-83081888
Fax:+86-769-83081878

Data: 161 File: \\Emc-966-1\test data\2019\RF\C\Chunghsin\ONA19TB007.EM6 (174)

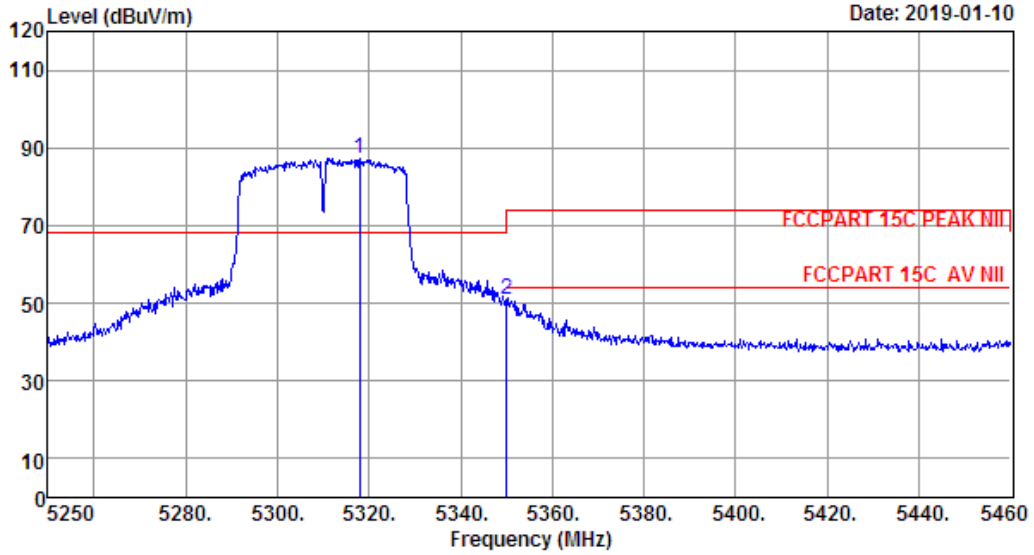

Site no. : 1# 966 Chamber Data no. : 161
Dis. / Ant. : 3m ANT9120D 1-18G Ant. pol. : VERTICAL
Limit : FCCPART 15C PEAK NII
Env. / Ins. : Temp:23.6';Humi:56%;Press:101.52kPa
Engineer : Seven
EUT : 10.1"ANDROID TABLET
Power : WITH DETACHABLE KEYBOARD
M/N : DC 5V From Adapter Input AC 120V/60Hz
Test Mode : ONA19TB007
IEEE 802.11n HT40 TX 5310MHz

	Freq. (MHz)	Ant. Factor (dB/m)	Cable Loss (dB)	Amp Factor (dB)	Reading (dBuV)	Emission Level (dBuV/m)	Limits (dBuV/m)	Margin (dB)	Remark
1	5318.04	32.78	4.99	35.64	85.11	87.24	68.20	-19.04	Peak
2	5350.00	32.82	5.01	35.66	48.55	50.72	68.20	17.48	Peak

Remarks: 1. Emission Level= Antenna Factor + Cable Loss - Amp Factor + Reading.
2. Margin= Limit - Emission Level.
3. The emission levels that are 20dB below the official limit are not reported.

EST Technology

Chilingxiang, Qishantou, Santun,
Houjie, Dongguan,Guangdong,China
Tel:+86-769-83081888
Fax:+86-769-83081878

Data: 162 File: \\Emc-966-1\test data\2019\RF\C\Chunghsin\ONA19TB007.EM6 (174)

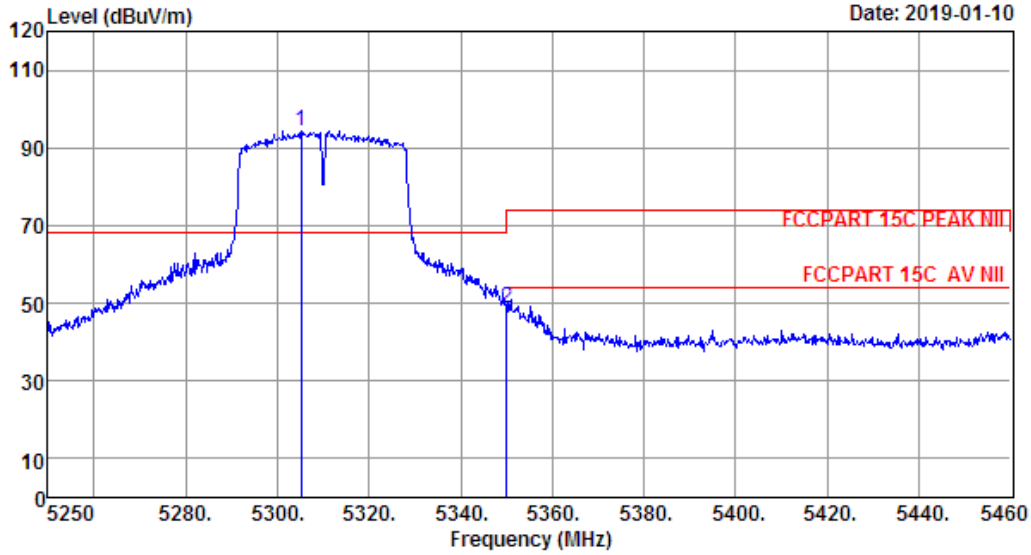


```
Site no.       : 1# 966 Chamber              Data no.  : 162
Dis. / Ant.    : 3m   ANT9120D 1-18G         Ant. pol. : HORIZONTAL
Limit          : FCCPART 15C PEAK NII
Env. / Ins.    : Temp:23.6';Humi:56%;Press:101.52kPa
Engineer       : Seven
EUT            : 10.1"ANDROID TABLET
Power          : WITH DETACHABLE KEYBOARD
M/N            : DC 5V From Adapter Input AC 120V/60Hz
Test Mode      : ONA19TB007
                 IEEE 802.11n HT40 TX 5310MHz
```

	Freq. (MHz)	Ant. Factor (dB/m)	Cable Loss (dB)	Amp Factor (dB)	Reading (dBuV)	Emission Level (dBuV/m)	Limits (dBuV/m)	Margin (dB)	Remark
1	5305.23	32.76	4.97	35.62	92.20	94.31	68.20	-26.11	Peak
2	5350.00	32.82	5.01	35.66	46.53	48.70	68.20	19.50	Peak

Remarks: 1. Emission Level= Antenna Factor + Cable Loss - Amp Factor + Reading.
2. Margin= Limit - Emission Level.
3. The emission levels that are 20dB below the official limit are not reported.

EST Technology

Chilingxiang, Qishantou, Santun,
Houjie, Dongguan,Guangdong,China
Tel:+86-769-83081888
Fax:+86-769-83081878

Data: 163 File: \\Emc-966-1\test data\2019\RF\C\Chunghsin\ONA19TB007.EM6 (174)

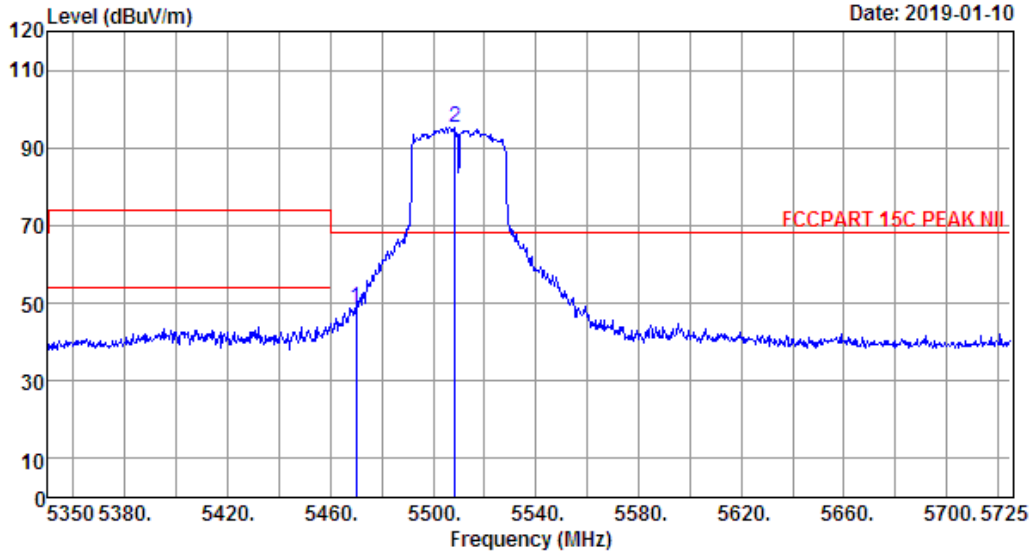


```
Site no.       : 1# 966 Chamber              Data no.  : 163
Dis. / Ant.    : 3m   ANT9120D 1-18G         Ant. pol. : HORIZONTAL
Limit          : FCCPART 15C PEAK NII
Env. / Ins.    : Temp:23.6';Humi:56%;Press:101.52kPa
Engineer       : Seven
EUT            : 10.1"ANDROID TABLET
Power          : WITH DETACHABLE KEYBOARD
M/N            : DC 5V From Adapter Input AC 120V/60Hz
Test Mode      : ONA19TB007
                 IEEE 802.11n HT40 TX 5510MHz
```

	Freq. (MHz)	Ant. Factor (dB/m)	Cable Loss (dB)	Amp Factor (dB)	Reading (dBuV)	Emission Level (dBuV/m)	Limits (dBuV/m)	Margin (dB)	Remark
1	5470.00	32.96	5.10	35.80	46.48	48.74	68.20	19.46	Peak
2	5508.63	33.00	5.11	35.84	93.12	95.39	68.20	-27.19	Peak

Remarks: 1. Emission Level= Antenna Factor + Cable Loss - Amp Factor + Reading.
2. Margin= Limit - Emission Level.
3. The emission levels that are 20dB below the official limit are not reported.

EST Technology

Chilingxiang, Qishantou, Santun,
Houjie, Dongguan,Guangdong,China
Tel:+86-769-83081888
Fax:+86-769-83081878

Data: 164 File: \\Emc-966-1\test data\2019\RF\C\Chunghsin\ONA19TB007.EM6 (174)

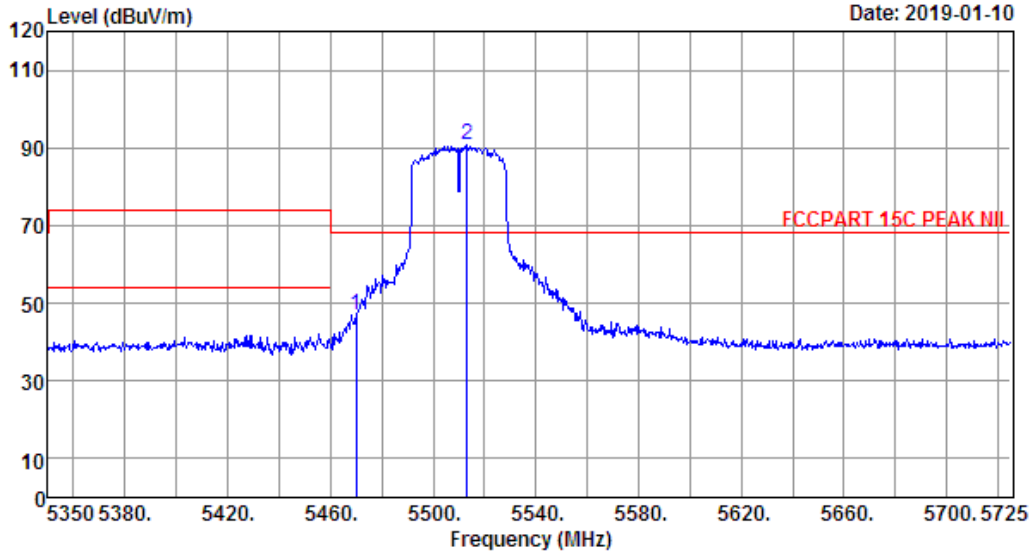


```
Site no.       : 1# 966 Chamber              Data no.  : 164
Dis. / Ant.    : 3m   ANT9120D 1-18G         Ant. pol. : VERTICAL
Limit          : FCCPART 15C PEAK NII
Env. / Ins.    : Temp:23.6';Humi:56%;Press:101.52kPa
Engineer       : Seven
EUT            : 10.1"ANDROID TABLET
Power          : WITH DETACHABLE KEYBOARD
M/N            : DC 5V From Adapter Input AC 120V/60Hz
Test Mode      : ONA19TB007
                 IEEE 802.11n HT40 TX 5510MHz
```

	Freq. (MHz)	Ant. Factor (dB/m)	Cable Loss (dB)	Amp Factor (dB)	Reading (dBuV)	Emission Level (dBuV/m)	Limits (dBuV/m)	Margin (dB)	Remark
1	5470.00	32.96	5.10	35.80	44.60	46.86	68.20	21.34	Peak
2	5513.13	33.00	5.11	35.86	88.46	90.71	68.20	-22.51	Peak

Remarks: 1. Emission Level= Antenna Factor + Cable Loss - Amp Factor + Reading.
2. Margin= Limit - Emission Level.
3. The emission levels that are 20dB below the official limit are not reported.

EST Technology

Chilingxiang, Qishantou, Santun,
Houjie, Dongguan,Guangdong,China
Tel:+86-769-83081888
Fax:+86-769-83081878

Data: 165 File: \\Emc-966-1\test data\2019\RF\C\Chunghsin\ONA19TB007.EM6 (174)

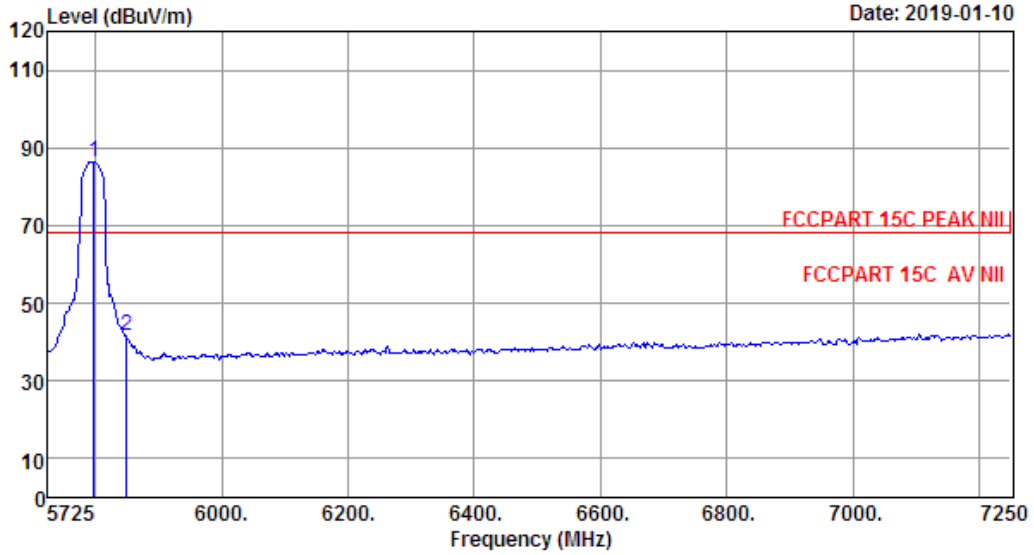


```
Site no.       : 1# 966 Chamber              Data no.  : 165
Dis. / Ant.    : 3m   ANT9120D 1-18G         Ant. pol. : HORIZONTAL
Limit          : FCCPART 15C PEAK NII
Env. / Ins.    : Temp:23.6';Humi:56%;Press:101.52kPa
Engineer       : Seven
EUT            : 10.1"ANDROID TABLET
Power          : WITH DETACHABLE KEYBOARD
M/N            : DC 5V From Adapter Input AC 120V/60Hz
Test Mode      : ONA19TB007
                 IEEE 802.11n HT40 TX 5795MHz
```

	Freq. (MHz)	Ant. Factor (dB/m)	Cable Loss (dB)	Amp Factor (dB)	Reading (dBuV)	Emission Level (dBuV/m)	Limits (dBuV/m)	Margin (dB)	Remark
1	5798.20	33.29	5.29	35.86	83.78	86.50	68.20	-18.30	Peak
2	5850.05	33.34	5.38	35.81	38.58	41.49	68.20	26.71	Peak

Remarks: 1. Emission Level= Antenna Factor + Cable Loss - Amp Factor + Reading.
2. Margin= Limit - Emission Level.
3. The emission levels that are 20dB below the official limit are not reported.

EST Technology

Chilingxiang, Qishantou, Santun,
Houjie, Dongguan,Guangdong,China
Tel:+86-769-83081888
Fax:+86-769-83081878

Data: 166 File: \\Emc-966-1\test data\2019\RF\C\Chunghsin\ONA19TB007.EM6 (174)

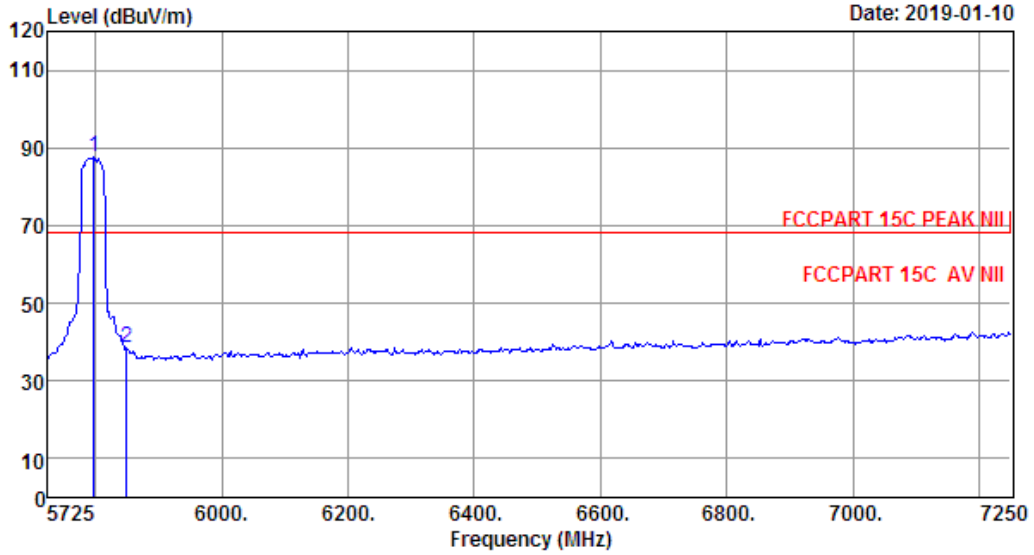


```
Site no.      : 1# 966 Chamber              Data no.  : 166
Dis. / Ant.   : 3m   ANT9120D 1-18G         Ant. pol. : VERTICAL
Limit         : FCCPART 15C PEAK NII
Env. / Ins.   : Temp:23.6';Humi:56%;Press:101.52kPa
Engineer      : Seven
EUT           : 10.1"ANDROID TABLET
Power         : WITH DETACHABLE KEYBOARD
M/N           : DC 5V From Adapter Input AC 120V/60Hz
Test Mode     : ONA19TB007
                IEEE 802.11n HT40 TX 5795MHz
```

	Freq. (MHz)	Ant. Factor (dB/m)	Cable Loss (dB)	Amp Factor (dB)	Reading (dBuV)	Emission Level (dBuV/m)	Limits (dBuV/m)	Margin (dB)	Remark
1	5798.20	33.29	5.29	35.86	84.94	87.66	68.20	-19.46	Peak
2	5850.05	33.34	5.38	35.81	35.78	38.69	68.20	29.51	Peak

Remarks: 1. Emission Level= Antenna Factor + Cable Loss - Amp Factor + Reading.
2. Margin= Limit - Emission Level.
3. The emission levels that are 20dB below the official limit are not reported.

11. POWER LINE CONDUCTED EMISSIONS

11.1. Limit

Frequency	Maximum RF Line Voltage	
	Quasi-Peak Level dB(μV)	Average Level dB(μV)
150kHz ~ 500kHz	66 ~ 56*	56 ~ 46*
500kHz ~ 5MHz	56	46
5MHz ~ 30MHz	60	50

Notes: 1. * Decreasing linearly with logarithm of frequency.
2. The lower limit shall apply at the transition frequencies.

11.2. Test Procedure

The EUT was placed on a non-metallic table, 80cm above the ground plane. The EUT Power connected to the power mains through a line impedance stabilization network (L.I.S.N. 1#). This provides a 50 ohm coupling impedance for the EUT (Please refer the block diagram of the test setup and photographs). The AC line are checked to find out the maximum conducted emission. In order to find the maximum emission levels, the relative positions of equipment and all of the interface cables shall be changed according to ANSI C63.10: 2013 on Conducted Emission Test.

The bandwidth of test receiver (R & S ESHS30) is set at 10kHz.

The frequency range from 150kHz to 30MHz is checked.

11.3. Test Result

PASS. **(**All emissions not reported below are too low against the prescribed limits.)

11.4.Test data

EST Technology

Chilingxiang, Qishantou, Santun,
Houjie, Dongguan,Guangdong,China
Tel:+86-769-83081888
Fax:+86-769-83081878

Data: 18 File: \\Emc-ce-1\Test data\2019\RF\C\Chunghsin.EM6 (24)

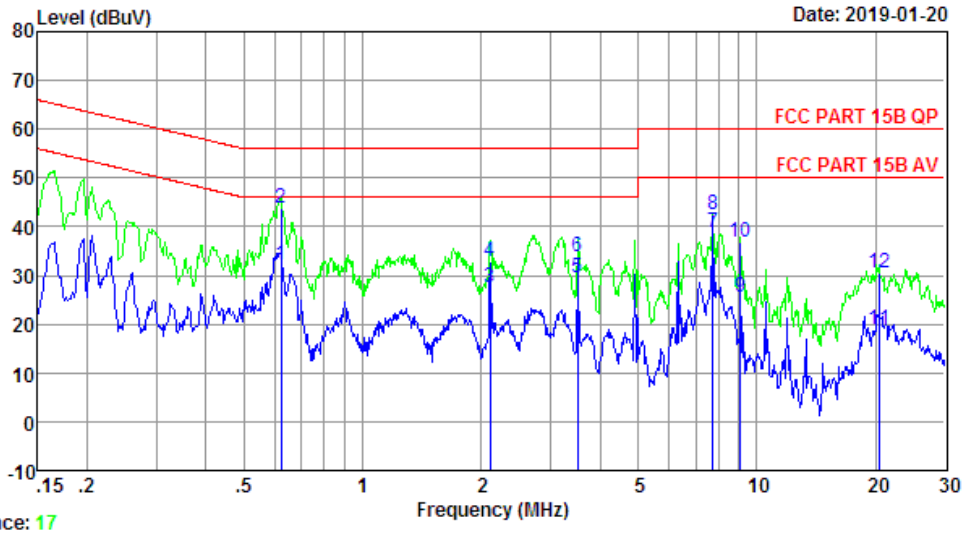

Trace: 17

```
Site no       : 844 Shield Room                    Data no.   : 18
Env. / Ins.   : Temp:23℃ Humi:66% Press:101.50kPa  LINE Phase : NEUTRAL
Limit         : FCC PART 15B QP
Engineer      : WS
EUT           : 10.1"ANDROID TABLET
                WITH DETACHABLE KEYBOARD
Power         : DC 5V From Adapter Input AC 240V/50Hz
M/N           : ONA19TB007
Test Mode     : TX Mode
```

	Freq. (MHz)	LISN Factor (dB)	Cable Loss (dB)	Reading (dBuV)	Emission Level (dBuv)	Limits (dBuv)	Margin (dB)	Remark
1	0.621	9.57	0.05	22.63	32.25	46.00	13.75	Average
2	0.621	9.57	0.05	34.31	43.93	56.00	12.07	QP
3	2.110	9.59	0.06	17.76	27.41	46.00	18.59	Average
4	2.110	9.59	0.06	23.18	32.83	56.00	23.17	QP
5	3.509	9.64	0.07	19.97	29.68	46.00	16.32	Average
6	3.509	9.64	0.07	24.12	33.83	56.00	22.17	QP
7	7.728	9.67	0.08	28.94	38.69	50.00	11.31	Average
8	7.728	9.67	0.08	32.66	42.41	60.00	17.59	QP
9	9.107	9.66	0.08	15.94	25.68	50.00	24.32	Average
10	9.107	9.66	0.08	26.98	36.72	60.00	23.28	QP
11	20.377	9.78	0.09	8.97	18.84	50.00	31.16	Average
12	20.377	9.78	0.09	20.62	30.49	60.00	29.51	QP

Remarks: 1. Emission Level= LISN Factor + Cable Loss + Reading.
2. Margin= Limit - Emission Level.
3. If the average limit is met when useing a quasi-peak detector, the EUT shall be deemed to meet both limits and measurement with average detector is unnecessary.

EST Technology

Chilingxiang, Qishantou, Santun,
Houjie, Dongguan,Guangdong,China
Tel:+86-769-83081888
Fax:+86-769-83081878

Data: 20 File: \\Emc-ce-1\Test data\2019\RF\C\Chunghsin.EM6 (24)

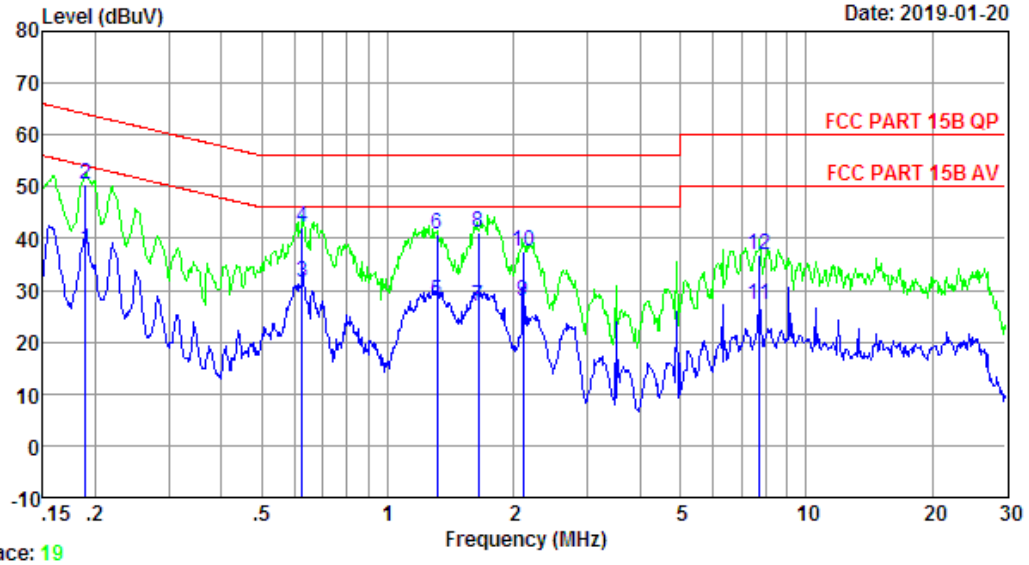

Trace: 19

Site no : 844 Shield Room Data no. : 20
Env. / Ins. : Temp:23℃ Humi:66% Press:101.50kPa LINE Phase : LINE
Limit : FCC PART 15B QP
Engineer : WS
EUT : 10.1"ANDROID TABLET
WITH DETACHABLE KEYBOARD
Power : DC 5V From Adapter Input AC 240V/50Hz
M/N : ONA19TB007
Test Mode : TX Mode

	Freq. (MHz)	LISN Factor (dB)	Cable Loss (dB)	Reading (dBuV)	Emission Level (dBuv)	Limits (dBuv)	Margin (dB)	Remark
1	0.189	9.71	0.04	28.05	37.80	54.06	16.26	Average
2	0.189	9.71	0.04	40.68	50.43	64.06	13.63	QP
3	0.624	9.76	0.05	21.76	31.57	46.00	14.43	Average
4	0.624	9.76	0.05	32.39	42.20	56.00	13.80	QP
5	1.310	9.77	0.06	17.98	27.81	46.00	18.19	Average
6	1.310	9.77	0.06	30.82	40.65	56.00	15.35	QP
7	1.645	9.77	0.06	17.16	26.99	46.00	19.01	Average
8	1.645	9.77	0.06	31.19	41.02	56.00	14.98	QP
9	2.110	9.78	0.06	17.99	27.83	46.00	18.17	Average
10	2.110	9.78	0.06	27.77	37.61	56.00	18.39	QP
11	7.728	9.87	0.08	17.13	27.08	50.00	22.92	Average
12	7.728	9.87	0.08	26.82	36.77	60.00	23.23	QP

Remarks: 1. Emission Level= LISN Factor + Cable Loss + Reading.
2. Margin= Limit - Emission Level.
3. If the average limit is met when useing a quasi-peak detector, the EUT shall be deemed to meet both limits and measurement with average detector is unnecessary.

EST Technology

Chilingxiang, Qishantou, Santun,
Houjie, Dongguan,Guangdong,China
Tel:+86-769-83081888
Fax:+86-769-83081878

Data: 22 File: \\Emc-ce-1\Test data\2019\RF\C\Chunghsin.EM6 (24)

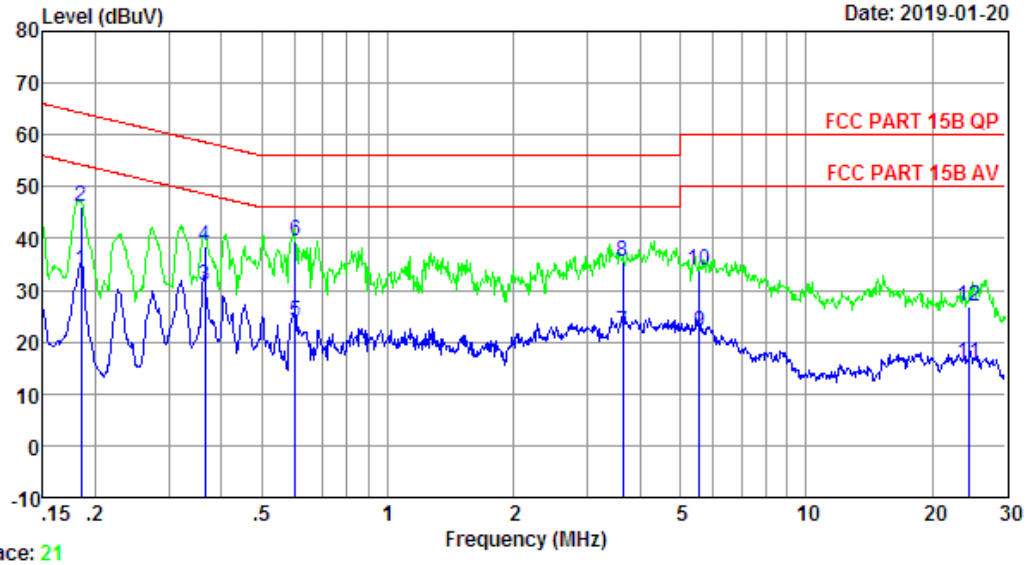

Trace: 21

Site no : 844 Shield Room Data no. : 22
Env. / Ins. : Temp:23℃ Humi:66% Press:101.50kPa LINE Phase : LINE
Limit : FCC PART 15B QP
Engineer : WS
EUT : 10.1"ANDROID TABLET
WITH DETACHABLE KEYBOARD
Power : DC 5V From Adapter Input AC 120V/60Hz
M/N : ONA19TB007
Test Mode : TX Mode

	Freq. (MHz)	LISN Factor (dB)	Cable Loss (dB)	Reading (dBuV)	Emission Level (dBuv)	Limits (dBuv)	Margin (dB)	Remark
1	0.185	9.71	0.04	23.94	33.69	54.24	20.55	Average
2	0.185	9.71	0.04	36.21	45.96	64.24	18.28	QP
3	0.365	9.74	0.05	20.93	30.72	48.61	17.89	Average
4	0.365	9.74	0.05	28.76	38.55	58.61	20.06	QP
5	0.601	9.76	0.05	13.92	23.73	46.00	22.27	Average
6	0.601	9.76	0.05	29.54	39.35	56.00	16.65	QP
7	3.642	9.81	0.07	12.08	21.96	46.00	24.04	Average
8	3.642	9.81	0.07	25.66	35.54	56.00	20.46	QP
9	5.564	9.85	0.07	11.96	21.88	50.00	28.12	Average
10	5.564	9.85	0.07	23.82	33.74	60.00	26.26	QP
11	24.529	9.99	0.09	5.76	15.84	50.00	34.16	Average
12	24.529	9.99	0.09	16.73	26.81	60.00	33.19	QP

Remarks: 1. Emission Level= LISN Factor + Cable Loss + Reading.
2. Margin= Limit - Emission Level.
3. If the average limit is met when useing a quasi-peak detector, the EUT shall be deemed to meet both limits and measurement with average detector is unnecessary.

EST Technology

Chilingxiang, Qishantou, Santun,
Houjie, Dongguan,Guangdong,China
Tel:+86-769-83081888
Fax:+86-769-83081878

Data: 24 File: \\Emc-ce-1\Test data\2019\RF\C\Chunghsin.EM6 (24)

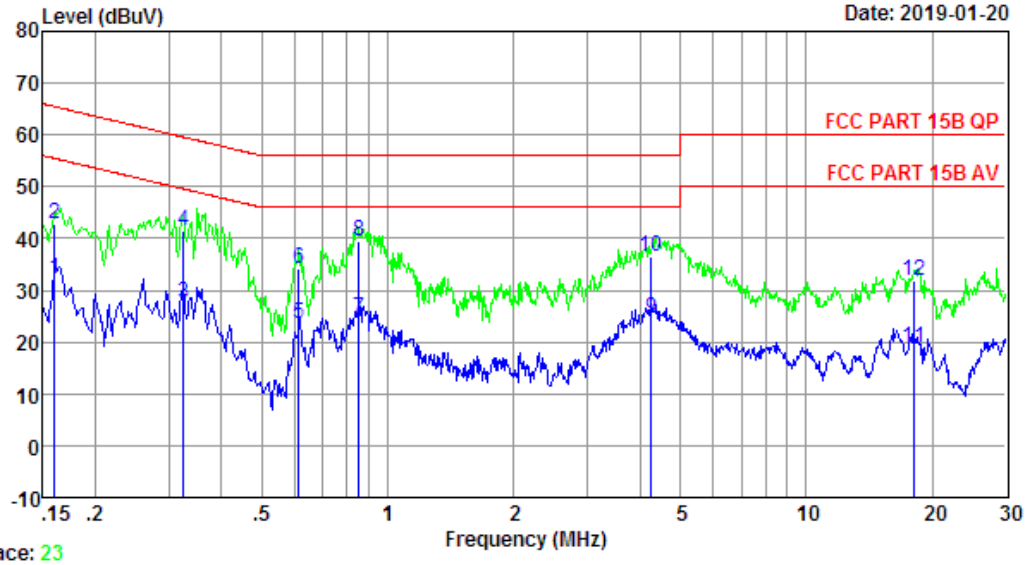

Trace: 23

Site no : 844 Shield Room Data no. : 24
Env. / Ins. : Temp:23℃ Humi:66% Press:101.50kPa LINE Phase : NEUTRAL
Limit : FCC PART 15B QP
Engineer : WS
EUT : 10.1"ANDROID TABLET
WITH DETACHABLE KEYBOARD
Power : DC 5V From Adapter Input AC 120V/60Hz
M/N : ONA19TB007
Test Mode : TX Mode

	Freq. (MHz)	LISN Factor (dB)	Cable Loss (dB)	Reading (dBuV)	Emission Level (dBuv)	Limits (dBuv)	Margin (dB)	Remark
1	0.160	9.53	0.04	22.69	32.26	55.47	23.21	Average
2	0.160	9.53	0.04	33.11	42.68	65.47	22.79	QP
3	0.325	9.55	0.05	17.97	27.57	49.57	22.00	Average
4	0.325	9.55	0.05	31.97	41.57	59.57	18.00	QP
5	0.614	9.57	0.05	13.83	23.45	46.00	22.55	Average
6	0.614	9.57	0.05	24.70	34.32	56.00	21.68	QP
7	0.853	9.58	0.05	14.98	24.61	46.00	21.39	Average
8	0.853	9.58	0.05	29.97	39.60	56.00	16.40	QP
9	4.269	9.64	0.07	14.68	24.39	46.00	21.61	Average
10	4.269	9.64	0.07	26.82	36.53	56.00	19.47	QP
11	18.039	9.77	0.08	9.09	18.94	50.00	31.06	Average
12	18.039	9.77	0.08	22.02	31.87	60.00	28.13	QP

Remarks: 1. Emission Level= LISN Factor + Cable Loss + Reading.
2. Margin= Limit - Emission Level.
3. If the average limit is met when useing a quasi-peak detector, the EUT shall be deemed to meet both limits and measurement with average detector is unnecessary.

12. ANTENNA REQUIREMENTS

12.1. Limit

For intentional device, according to FCC 47 CFR Section 15.203, an intentional radiator shall be designed to ensure that no antenna other than that furnished by the responsible party shall be used with the device. And according to FCC 47 CFR Section 15.247 (b), if transmitting antennas of directional gain greater than 6dBi are used, the power shall be reduced by the amount in dB that the directional gain of the antenna exceeds 6dBi.

12.2. Result

The antennas used for this product are External antenna and that no antenna other than that furnished by the responsible party shall be used with the device, the maximum peak gain of the transmit antenna is only 1.5 dBi.

13. TEST SETUP PHOTO

Conducted Test





Radiated Test (30-1000 MHz)



Radiated Test (Above 1GHz)



14. PHOTO OF EUT

External Photos

M/N: ONA19TB007



External Photos

M/N: ONA19TB007



External Photos

M/N: ONA19TB007

External Photos

M/N: ONA19TB007



External Photos

M/N: ONA19TB007





External Photos

M/N: ONA19TB007



Internal Photos

M/N: ONA19TB007



Internal Photos

M/N: ONA19TB007



Internal Photos

M/N: ONA19TB007





Internal Photos

M/N: ONA19TB007





Internal Photos

M/N: ONA19TB007