

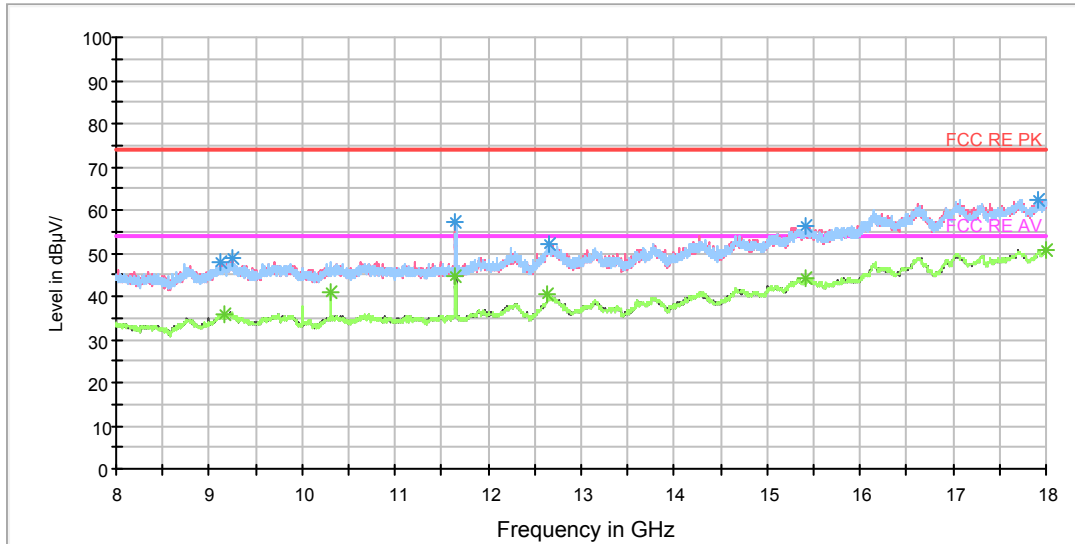
Note: The signal beyond the limit is carrier.  
Radiates Emission from 3GHz to 8GHz

Frequency (MHz)	Peak (dBuV/m)	Height (cm)	Polarization	Azimuth (deg)	Reading value (dBuV/m)	Correct Factor (dB)	Margin (dB)	Limit (dBuV/m)
3000.000000	47.3	202.0	V	184.0	50.5	-3.2	26.7	74
4070.625000	46.7	102.0	H	133.0	47.7	-1.0	27.3	74
4538.750000	54.3	102.0	V	0.0	55.0	-0.7	19.7	74
6968.125000	54.5	102.0	H	58.0	60.8	-6.3	19.5	74
6074.375000	57.8	202.0	V	0.0	62.9	-5.1	16.2	74
6190.000000	53.3	102.0	V	101.0	58.7	-5.4	20.7	74

Remark: 1. Correction Factor = Antenna factor+ Insertion loss (cable loss + amplifier gain)

Frequency (MHz)	Average (dBuV/m)	Height (cm)	Polarization	Azimuth (deg)	Reading value (dBuV/m)	Correct Factor (dB)	Margin (dB)	Limit (dBuV/m)
3000.000000	42.8	202.0	V	184.0	46.0	-3.2	11.2	54
3883.125000	34.8	202.0	H	350.0	36.1	-1.3	19.2	54
4532.500000	41.8	102.0	V	0.0	42.4	-0.6	12.2	54
7766.875000	44.9	102.0	H	259.0	52.1	-7.2	9.1	54
6067.500000	49.2	202.0	V	0.0	54.2	-5.0	4.8	54
6303.750000	41.1	202.0	V	7.0	46.5	-5.4	12.9	54

Remark: 1. Correction Factor = Antenna factor+ Insertion loss (cable loss + amplifier gain)



Radiates Emission from 8GHz to 18GHz

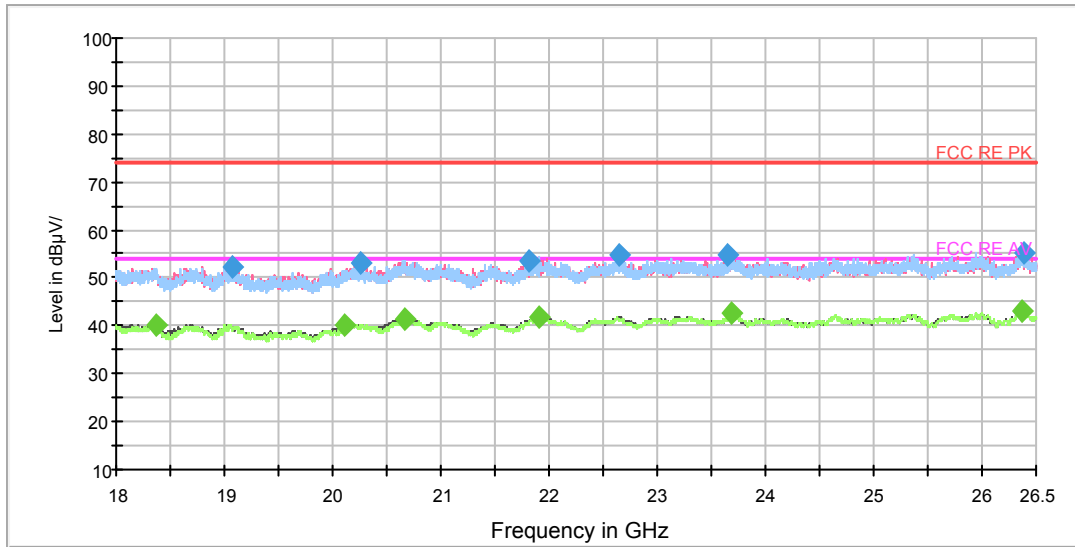
Frequency (MHz)	Peak (dBuV/m)	Height (cm)	Polarization	Azimuth (deg)	Reading value (dBuV/m)	Correct Factor (dB)	Margin (dB)	Limit (dBuV/m)
9126.250000	47.8	102.0	V	0.0	57.8	-10.0	26.2	74
9247.500000	48.6	102.0	V	0.0	58.3	-9.7	25.4	74
11651.250000	57.0	102.0	V	218.0	68.1	-11.1	17.0	74
12645.000000	51.9	102.0	V	0.0	66.3	-14.4	22.1	74
15423.750000	56.4	102.0	V	0.0	75.8	-19.4	17.6	74
17913.750000	62.4	202.0	H	325.0	88.0	-25.6	11.6	74

Remark: 1. Correction Factor = Antenna factor+ Insertion loss (cable loss + amplifier gain)

Frequency (MHz)	Average (dBuV/m)	Height (cm)	Polarization	Azimuth (deg)	Reading value (dBuV/m)	Correct Factor (dB)	Margin (dB)	Limit (dBuV/m)
9157.500000	35.6	202.0	V	7.0	45.9	-10.3	18.4	54
10312.500000	41.1	102.0	H	34.0	51.1	-10.0	12.9	54
11651.250000	44.7	102.0	V	218.0	55.8	-11.1	9.3	54
12641.250000	40.5	202.0	V	7.0	55.0	-14.5	13.5	54
15422.500000	44.1	202.0	V	116.0	63.5	-19.4	9.9	54
18000.000000	50.6	202.0	H	245.0	76.1	-25.5	3.4	54

Remark: 1. Correction Factor = Antenna factor+ Insertion loss (cable loss + amplifier gain)

RE 18-26.5GHz PK+AV



Radiates Emission from 18GHz to 26.5GHz

Frequency (MHz)	Peak (dBuV/m)	Polarization	Azimuth (deg)	Reading value (dBuV/m)	Correct Factor (dB)	Margin (dB)	Limit (dBuV/m)
19073.125000	52.4	V	242.0	57.6	-5.2	21.6	74
20261.000000	53.0	V	214.0	58.9	-5.9	21.0	74
21808.000000	53.6	H	243.0	61.6	-8.0	20.4	74
22651.625000	54.7	V	270.0	61.3	-6.6	19.3	74
23655.687500	55.0	H	90.0	60.9	-5.9	19.0	74
26382.062500	55.2	V	131.0	60.6	-5.4	18.8	74

Remark: 1. Correction Factor = Antenna factor+ Insertion loss (cable loss + amplifier gain)

Frequency (MHz)	Average (dBuV/m)	Polarization	Azimuth (deg)	Reading value (dBuV/m)	Correct Factor (dB)	Margin (dB)	Limit (dBuV/m)
18365.500000	40.3	H	90.0	43.6	-3.3	13.7	54
20104.812500	40.3	V	270.0	46.1	-5.8	13.7	54
20672.187500	41.4	V	270.0	48.0	-6.6	12.6	54
21911.062500	41.9	V	187.0	49.9	-8.0	12.1	54
23685.437500	42.5	H	90.0	48.4	-5.9	11.5	54
26371.437500	43.0	V	242.0	48.4	-5.4	11.0	54

Remark: 1. Correction Factor = Antenna factor+ Insertion loss (cable loss + amplifier gain)



RE 26.5-40GHz PK+AV



Radiates Emission from 26.5GHz to 40GHz

Frequency (MHz)	Peak (dBuV/m)	Height (cm)	Polarization	Azimuth (deg)	Reading value (dBuV/m)	Correct Factor (dB)	Margin (dB)	Limit (dBuV/m)
27789.250000	44.2	101.0	H	85.0	45.7	-1.5	29.8	74
30067.375000	44.8	101.0	H	199.0	45.2	-0.4	29.2	74
31572.625000	47.9	101.0	V	110.0	48.4	-0.5	26.1	74
33376.562500	45.6	101.0	H	60.0	46.6	-1.0	28.4	74
35578.750000	45.2	101.0	H	229.0	45.6	-0.4	28.8	74
38901.437500	48.8	101.0	H	219.0	45.9	2.9	25.2	74

Remark: 1. Correction Factor = Antenna factor+ Insertion loss (cable loss + amplifier gain)

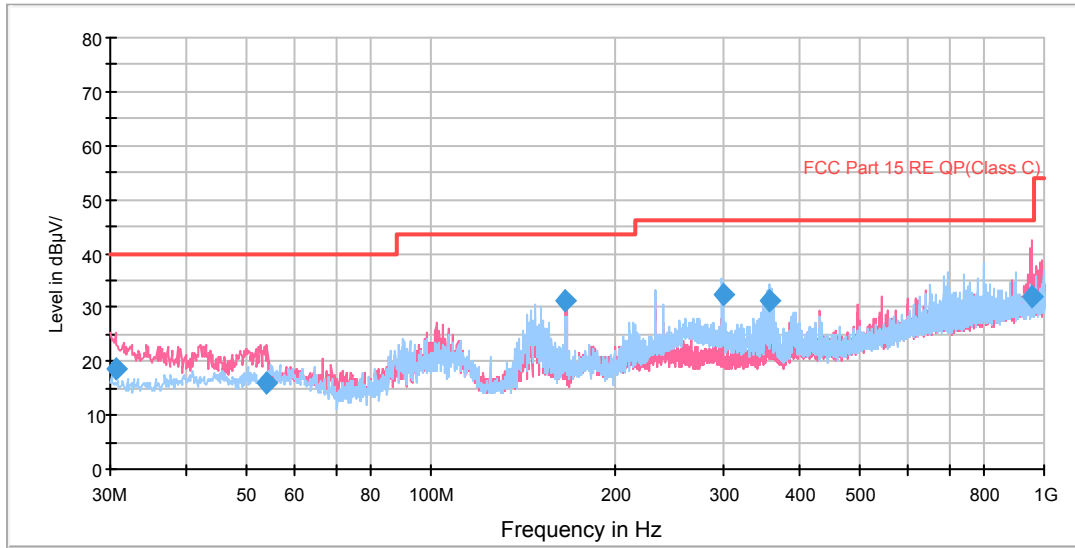
Frequency (MHz)	Average (dBuV/m)	Height (cm)	Polarization	Azimuth (deg)	Reading value (dBuV/m)	Correct Factor (dB)	Margin (dB)	Limit (dBuV/m)
28374.812500	35.5	101.0	V	183.0	37.0	-1.5	18.5	54
29513.875000	35.7	101.0	H	151.0	36.5	-0.8	18.3	54
31749.812500	38.1	101.0	H	124.0	38.6	-0.5	15.9	54
33376.562500	37.3	101.0	H	60.0	38.3	-1.0	16.7	54
35453.875000	36.7	101.0	H	60.0	37.2	-0.5	17.3	54
39991.562500	38.8	101.0	V	300.0	36.5	2.3	15.2	54

Remark: 1. Correction Factor = Antenna factor+ Insertion loss (cable loss + amplifier gain)



MIMO 802.11ac (HT40) CH38

FCC RE 0.03-1GHz QP Class C

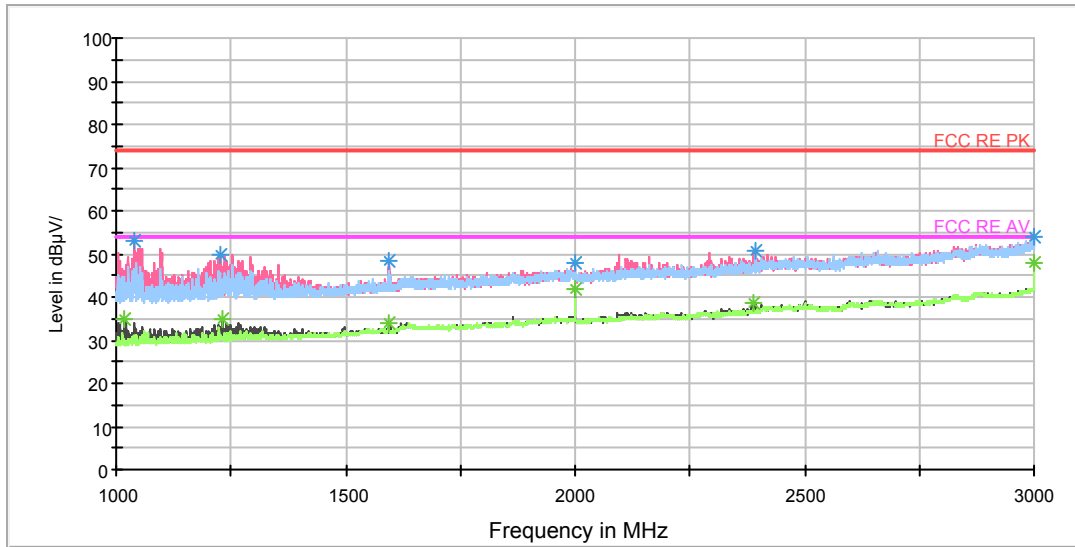


Radiates Emission from 30MHz to 1GHz

Frequency (MHz)	Quasi-Peak (dBuV/m)	Height (cm)	Polarization	Azimuth (deg)	Reading value (dBuV/m)	Correct Factor (dB)	Margin (dB)	Limit (dBuV/m)
30.600000	18.7	100.0	V	100.0	30.6	-11.9	21.3	40.0
54.048750	15.8	114.0	V	86.0	28.6	-12.8	24.2	40.0
166.001250	31.2	100.0	V	249.0	41.2	-10.0	12.3	43.5
299.291250	32.4	100.0	H	245.0	47.8	-15.4	13.6	46.0
356.728750	31.1	100.0	H	284.0	47.9	-16.8	14.9	46.0
953.521250	32.1	100.0	V	187.0	58.1	-26.0	13.9	46.0

- Remark: 1. Quasi-Peak = Reading value + Correction factor
- 2. Correction Factor = Antenna factor+ Insertion loss(cable loss+amplifier gain)
- 3. Margin = Limit – Quasi-Peak

RE 1G-3GHz PK+AV



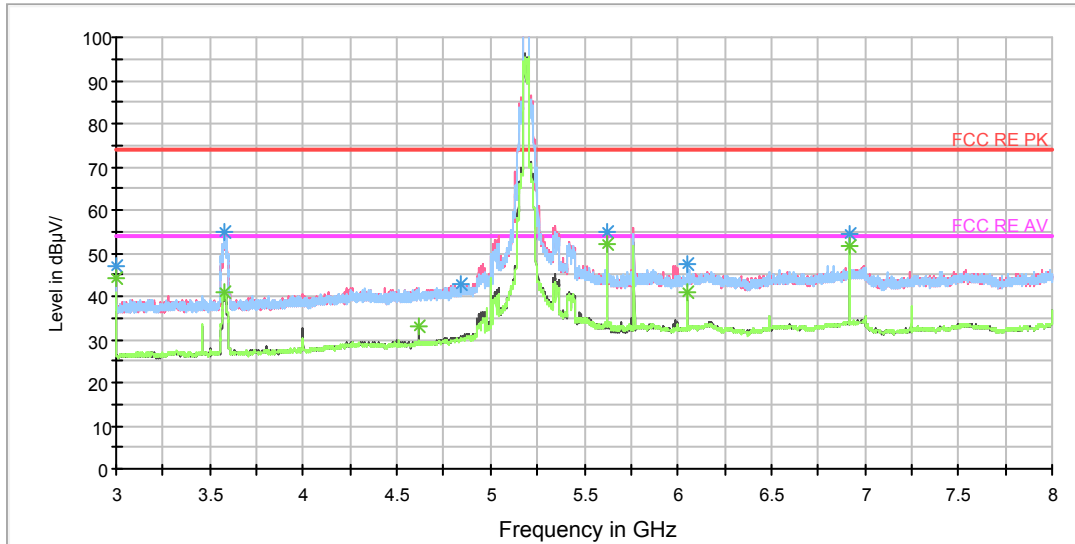
Radiates Emission from 1GHz to 3GHz

Frequency (MHz)	Peak (dBuV/m)	Height (cm)	Polarization	Azimuth (deg)	Reading value (dBuV/m)	Correct Factor (dB)	Margin (dB)	Limit (dBuV/m)
1038.750000	53.0	102.0	V	279.0	62.1	-9.1	21.0	74
1227.750000	49.8	102.0	V	279.0	57.6	-7.8	24.2	74
1596.000000	48.6	102.0	V	91.0	55.0	-6.4	25.4	74
2000.250000	47.7	202.0	V	325.0	51.1	-3.4	26.3	74
2391.250000	50.8	102.0	V	171.0	52.2	-1.4	23.2	74
3000.000000	54.0	202.0	V	33.0	56.3	-2.3	20.0	74

Remark: 1. Correction Factor = Antenna factor+ Insertion loss (cable loss + amplifier gain)

Frequency (MHz)	Average (dBuV/m)	Height (cm)	Polarization	Azimuth (deg)	Reading value (dBuV/m)	Correct Factor (dB)	Margin (dB)	Limit (dBuV/m)
1018.750000	34.7	102.0	V	279.0	43.9	-9.2	19.3	54
1233.000000	35.0	102.0	V	279.0	42.8	-7.8	19.0	54
1596.000000	34.0	102.0	V	91.0	40.4	-6.4	20.0	54
2000.250000	41.8	102.0	V	235.0	45.2	-3.4	12.2	54
2390.000000	38.7	102.0	V	171.0	40.1	-1.4	15.3	54
3000.000000	47.9	202.0	H	0.0	50.2	-2.3	6.1	54

Remark: 1. Correction Factor = Antenna factor+ Insertion loss (cable loss + amplifier gain)



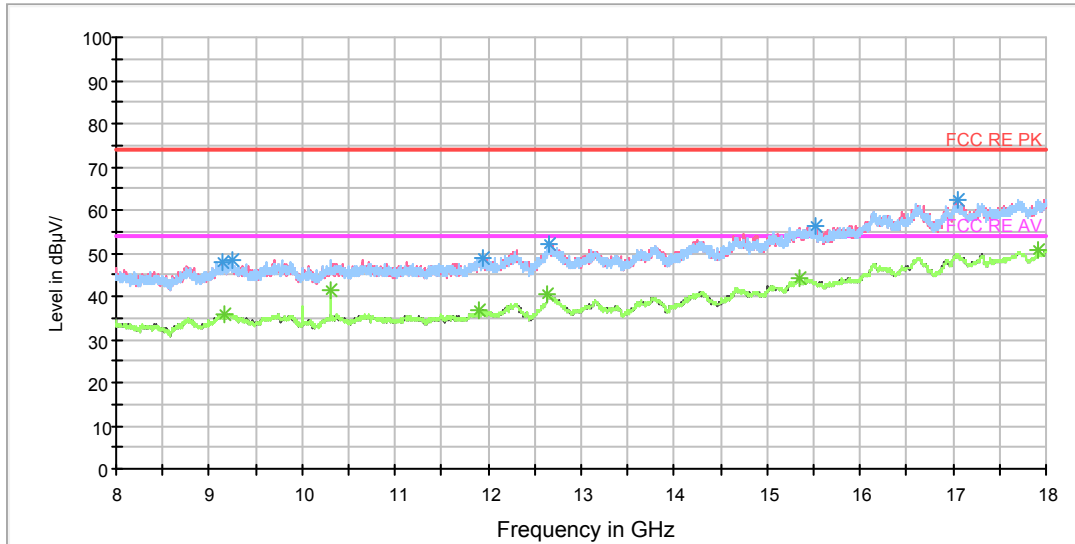
Note: The signal beyond the limit is carrier.  
Radiates Emission from 3GHz to 8GHz

Frequency (MHz)	Peak (dBuV/m)	Height (cm)	Polarization	Azimuth (deg)	Reading value (dBuV/m)	Correct Factor (dB)	Margin (dB)	Limit (dBuV/m)
3000.000000	47.1	202.0	V	183.0	50.3	-3.2	26.9	74
3578.125000	54.9	102.0	V	354.0	57.2	-2.3	19.1	74
4846.875000	42.8	202.0	V	313.0	44.4	-1.6	31.2	74
6055.000000	47.5	101.0	H	0.0	52.4	-4.9	26.5	74
6920.000000	54.4	101.0	H	258.0	60.6	-6.2	19.6	74
5622.500000	55.0	202.0	V	286.0	58.4	-3.4	19.0	74

Remark: 1. Correction Factor = Antenna factor+ Insertion loss (cable loss + amplifier gain)

Frequency (MHz)	Average (dBuV/m)	Height (cm)	Polarization	Azimuth (deg)	Reading value (dBuV/m)	Correct Factor (dB)	Margin (dB)	Limit (dBuV/m)
3000.000000	44.2	202.0	V	183.0	47.4	-3.2	9.8	54
3577.500000	41.1	202.0	H	228.0	43.3	-2.2	12.9	54
4613.125000	33.1	202.0	V	8.0	34.0	-0.9	20.9	54
6055.000000	40.8	101.0	H	0.0	45.7	-4.9	13.2	54
6920.000000	51.4	202.0	H	128.0	57.6	-6.2	2.6	54
5622.500000	52.2	202.0	V	286.0	55.6	-3.4	1.8	54

Remark: 1. Correction Factor = Antenna factor+ Insertion loss (cable loss + amplifier gain)



Radiates Emission from 8GHz to 18GHz

Frequency (MHz)	Peak (dBuV/m)	Height (cm)	Polarization	Azimuth (deg)	Reading value (dBuV/m)	Correct Factor (dB)	Margin (dB)	Limit (dBuV/m)
9136.250000	48.0	102.0	V	299.0	58.0	-10.0	26.0	74
9241.250000	48.3	102.0	H	62.0	58.2	-9.9	25.7	74
11945.000000	48.9	102.0	H	8.0	60.7	-11.8	25.1	74
12645.000000	52.3	202.0	H	0.0	66.7	-14.4	21.7	74
15517.500000	56.4	202.0	V	9.0	76.0	-19.6	17.6	74
17045.000000	62.5	102.0	V	0.0	87.0	-24.5	11.5	74

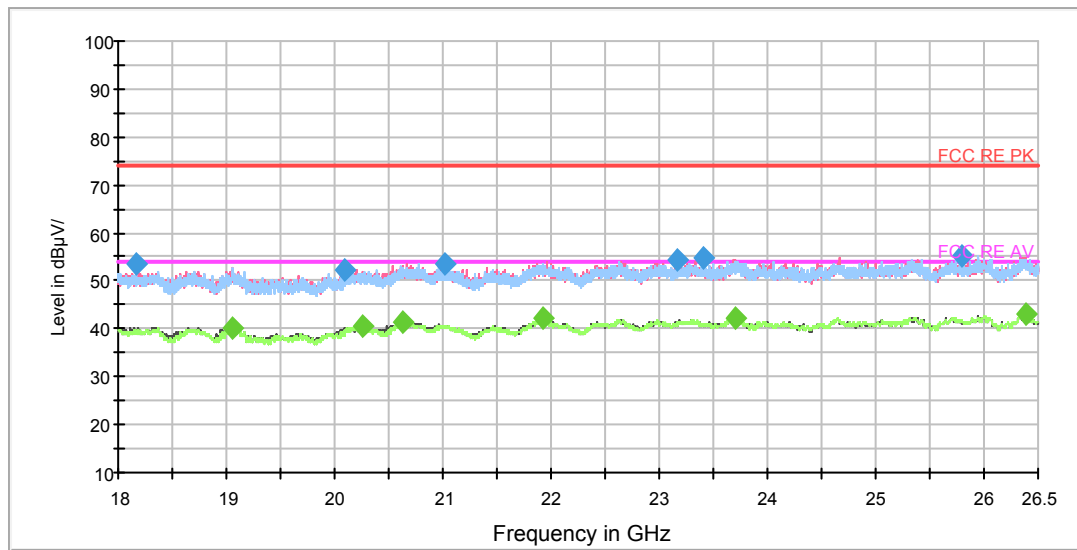
Remark: 1. Correction Factor = Antenna factor+ Insertion loss (cable loss + amplifier gain)

Frequency (MHz)	Average (dBuV/m)	Height (cm)	Polarization	Azimuth (deg)	Reading value (dBuV/m)	Correct Factor (dB)	Margin (dB)	Limit (dBuV/m)
9157.500000	35.7	202.0	H	299.0	46.0	-10.3	18.3	54
10312.500000	41.3	102.0	H	35.0	51.3	-10.0	12.7	54
11901.250000	36.9	202.0	H	191.0	49.2	-12.3	17.1	54
12640.000000	40.3	202.0	V	62.0	54.9	-14.6	13.7	54
15340.000000	44.0	102.0	H	35.0	62.8	-18.8	10.0	54
17922.500000	50.5	202.0	H	0.0	76.2	-25.7	3.5	54

Remark: 1. Correction Factor = Antenna factor+ Insertion loss (cable loss + amplifier gain)



RE 18-26.5GHz PK+AV



Radiates Emission from 18GHz to 26.5GHz

Frequency (MHz)	Peak (dBuV/m)	Polarization	Azimuth (deg)	Reading value (dBuV/m)	Correct Factor (dB)	Margin (dB)	Limit (dBuV/m)
18159.375000	53.5	V	90.0	56.0	-2.5	20.5	74
20087.812500	52.4	V	90.0	58.1	-5.7	21.6	74
21018.562500	53.7	H	104.0	61.1	-7.4	20.3	74
23174.375000	54.2	H	118.0	60.3	-6.1	19.8	74
23411.312500	54.9	V	270.0	60.8	-5.9	19.1	74
25800.875000	55.1	H	215.0	60.6	-5.5	18.9	74

Remark: 1. Correction Factor = Antenna factor+ Insertion loss (cable loss + amplifier gain)

Frequency (MHz)	Average (dBuV/m)	Polarization	Azimuth (deg)	Reading value (dBuV/m)	Correct Factor (dB)	Margin (dB)	Limit (dBuV/m)
19052.937500	40.3	V	213.0	45.5	-5.2	13.7	54
20268.437500	40.4	V	240.0	46.3	-5.9	13.6	54
20637.125000	41.4	V	268.0	47.9	-6.5	12.6	54
21923.812500	42.1	V	270.0	50.1	-8.0	11.9	54
23697.125000	42.4	H	145.0	48.3	-5.9	11.6	54
26384.187500	42.9	H	118.0	48.3	-5.4	11.1	54

Remark: 1. Correction Factor = Antenna factor+ Insertion loss (cable loss + amplifier gain)

RE 26.5-40GHz PK+AV



Radiates Emission from 26.5GHz to 40GHz

Frequency (MHz)	Peak (dBuV/m)	Height (cm)	Polarization	Azimuth (deg)	Reading value (dBuV/m)	Correct Factor (dB)	Margin (dB)	Limit (dBuV/m)
28379.875000	44.1	101.0	V	112.0	45.6	-1.5	29.9	74
30091.000000	44.2	101.0	V	200.0	44.6	-0.4	29.8	74
31581.062500	46.3	101.0	H	60.0	46.8	-0.5	27.7	74
32777.500000	46.0	101.0	H	219.0	46.7	-0.7	28.0	74
35286.812500	45.8	101.0	V	65.0	46.4	-0.6	28.2	74
38825.500000	47.5	101.0	V	300.0	44.7	2.8	26.5	74

Remark: 1. Correction Factor = Antenna factor+ Insertion loss (cable loss + amplifier gain)

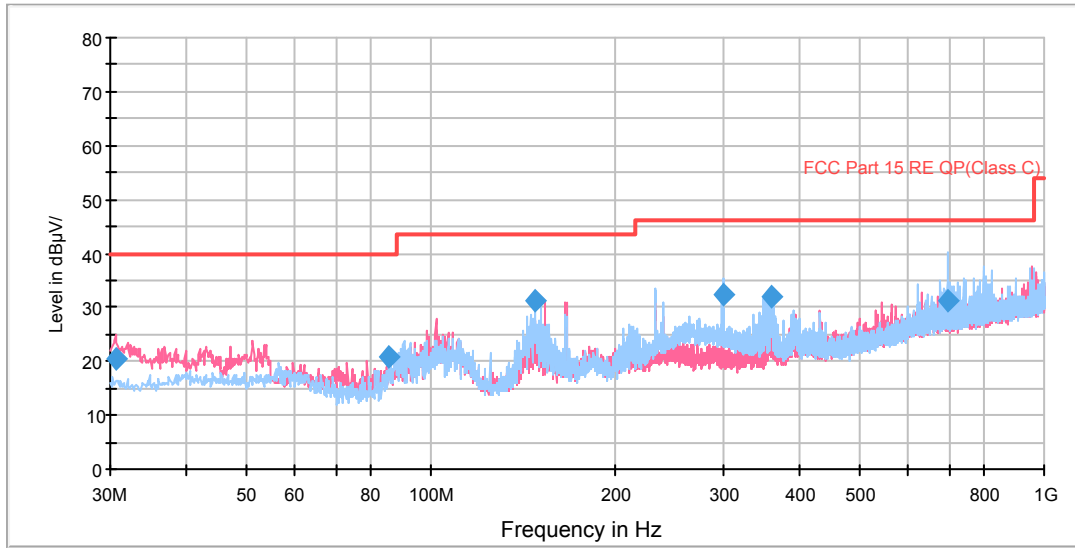
Frequency (MHz)	Average (dBuV/m)	Height (cm)	Polarization	Azimuth (deg)	Reading value (dBuV/m)	Correct Factor (dB)	Margin (dB)	Limit (dBuV/m)
28363.000000	35.7	101.0	V	300.0	37.2	-1.5	18.3	54
28546.937500	35.7	101.0	H	142.0	37.1	-1.4	18.3	54
31570.937500	37.7	101.0	V	90.0	38.2	-0.5	16.3	54
32596.937500	37.4	101.0	H	60.0	38.1	-0.7	16.6	54
35246.312500	36.8	101.0	V	293.0	37.4	-0.6	17.2	54
38707.375000	38.8	101.0	H	189.0	36.2	2.6	15.2	54

Remark: 1. Correction Factor = Antenna factor+ Insertion loss (cable loss + amplifier gain)



MIMO 802.11ac (HT40) CH46

FCC RE 0.03-1GHz QP Class C

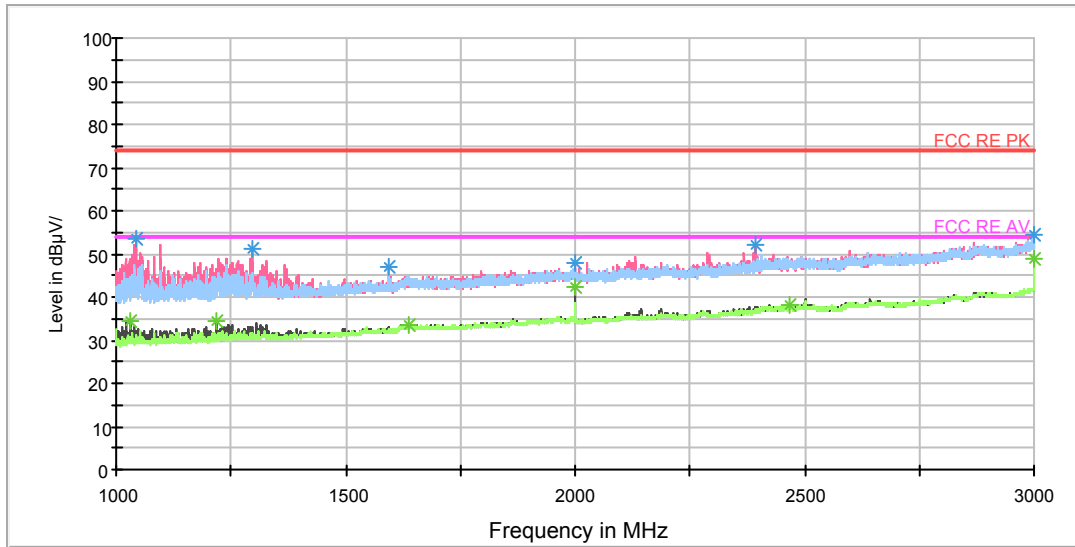


Radiates Emission from 30MHz to 1GHz

Frequency (MHz)	Quasi-Peak (dBuV/m)	Height (cm)	Polarization	Azimuth (deg)	Reading value (dBuV/m)	Correct Factor (dB)	Margin (dB)	Limit (dBuV/m)
30.606250	20.6	100.0	V	26.0	32.5	-11.9	19.4	40.0
85.537500	20.9	125.0	H	337.0	31.3	-10.4	19.1	40.0
148.137500	31.2	125.0	H	22.0	40.3	-9.1	12.3	43.5
299.296250	32.4	100.0	H	144.0	47.8	-15.4	13.6	46.0
358.790000	32.0	100.0	H	341.0	48.8	-16.8	14.0	46.0
697.035000	31.3	114.0	H	222.0	54.2	-22.9	14.7	46.0

- Remark:**
1. Quasi-Peak = Reading value + Correction factor
  2. Correction Factor = Antenna factor+ Insertion loss(cable loss+amplifier gain)
  3. Margin = Limit – Quasi-Peak

RE 1G-3GHz PK+AV



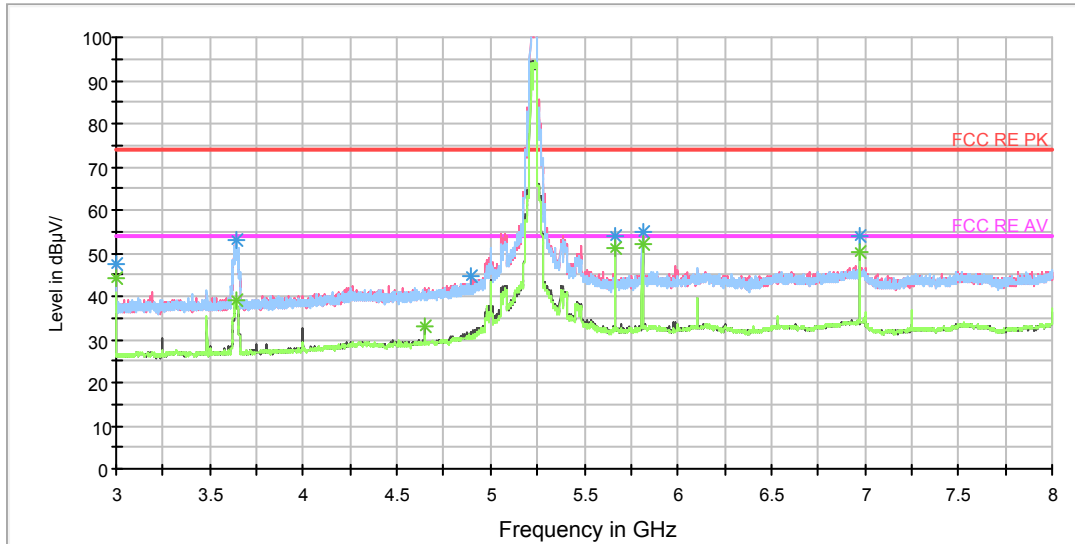
Radiates Emission from 1GHz to 3GHz

Frequency (MHz)	Peak (dBuV/m)	Height (cm)	Polarization	Azimuth (deg)	Reading value (dBuV/m)	Correct Factor (dB)	Margin (dB)	Limit (dBuV/m)
1042.250000	53.3	102.0	V	283.0	62.3	-9.0	20.7	74
1297.250000	51.0	102.0	V	148.0	58.8	-7.8	23.0	74
1595.250000	46.9	102.0	V	220.0	53.3	-6.4	27.1	74
2000.000000	47.9	202.0	V	319.0	51.3	-3.4	26.1	74
2393.000000	52.3	102.0	V	157.0	53.6	-1.3	21.7	74
3000.000000	54.5	202.0	V	35.0	56.8	-2.3	19.5	74

Remark: 1. Correction Factor = Antenna factor+ Insertion loss (cable loss + amplifier gain)

Frequency (MHz)	Average (dBuV/m)	Height (cm)	Polarization	Azimuth (deg)	Reading value (dBuV/m)	Correct Factor (dB)	Margin (dB)	Limit (dBuV/m)
1028.750000	34.6	102.0	V	283.0	43.7	-9.1	19.4	54
1218.750000	34.4	102.0	V	283.0	42.3	-7.9	19.6	54
1638.750000	33.6	102.0	V	283.0	38.3	-4.7	20.4	54
2000.000000	42.1	202.0	V	319.0	45.5	-3.4	11.9	54
2467.500000	38.0	102.0	V	283.0	38.4	-0.4	16.0	54
3000.000000	48.8	202.0	V	35.0	51.1	-2.3	5.2	54

Remark: 1. Correction Factor = Antenna factor+ Insertion loss (cable loss + amplifier gain)



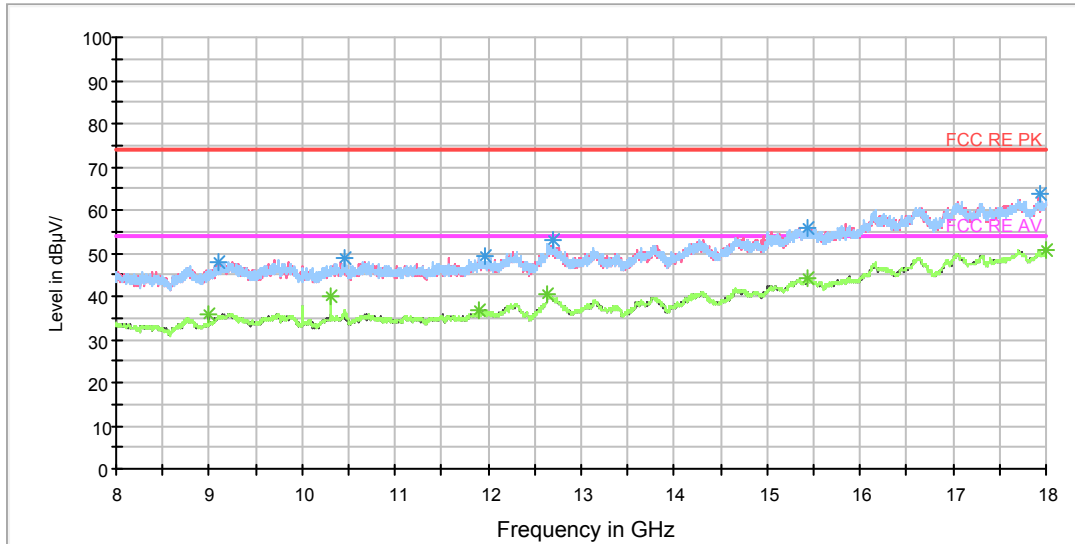
Note: The signal beyond the limit is carrier.  
Radiates Emission from 3GHz to 8GHz

Frequency (MHz)	Peak (dBuV/m)	Height (cm)	Polarization	Azimuth (deg)	Reading value (dBuV/m)	Correct Factor (dB)	Margin (dB)	Limit (dBuV/m)
3000.000000	47.3	202.0	V	183.0	50.5	-3.2	26.7	74
3637.500000	53.1	101.0	V	75.0	54.9	-1.8	20.9	74
4898.125000	44.4	202.0	V	56.0	46.3	-1.9	29.6	74
5811.250000	55.1	202.0	H	230.0	59.5	-4.4	18.9	74
6973.750000	53.7	202.0	H	127.0	60.0	-6.3	20.3	74
5665.625000	54.0	202.0	V	0.0	57.4	-3.4	20.0	74

Remark: 1. Correction Factor = Antenna factor+ Insertion loss (cable loss + amplifier gain)

Frequency (MHz)	Average (dBuV/m)	Height (cm)	Polarization	Azimuth (deg)	Reading value (dBuV/m)	Correct Factor (dB)	Margin (dB)	Limit (dBuV/m)
3000.000000	44.0	202.0	V	183.0	47.2	-3.2	10.0	54
3640.000000	38.9	202.0	V	6.0	40.7	-1.8	15.1	54
4648.750000	33.0	101.0	V	0.0	33.9	-0.9	21.0	54
5811.250000	52.2	202.0	H	230.0	56.6	-4.4	1.8	54
6973.750000	50.0	202.0	H	127.0	56.3	-6.3	4.0	54
5665.625000	51.1	202.0	V	0.0	54.5	-3.4	2.9	54

Remark: 1. Correction Factor = Antenna factor+ Insertion loss (cable loss + amplifier gain)



Radiates Emission from 8GHz to 18GHz

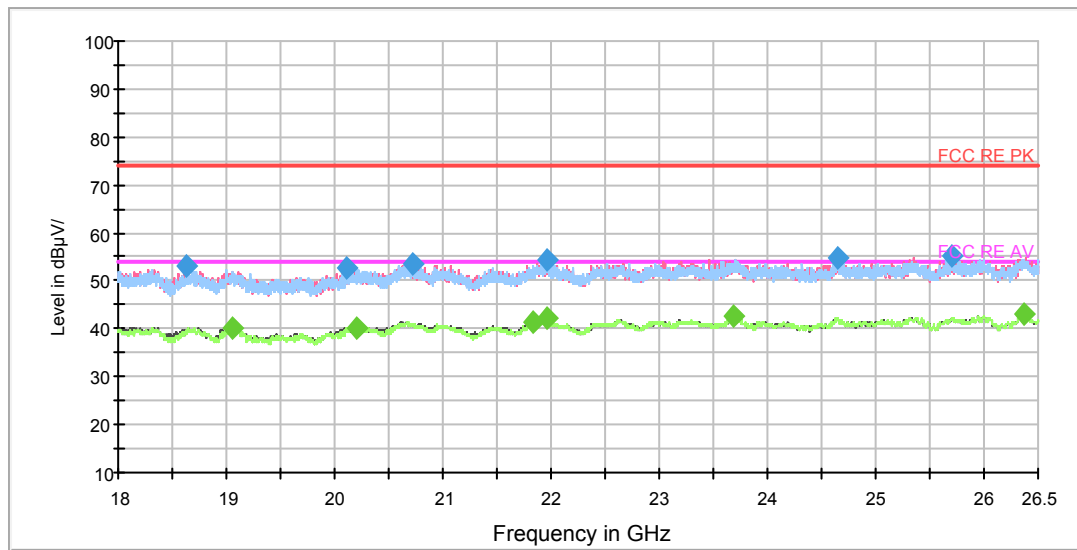
Frequency (MHz)	Peak (dBuV/m)	Height (cm)	Polarization	Azimuth (deg)	Reading value (dBuV/m)	Correct Factor (dB)	Margin (dB)	Limit (dBuV/m)
9101.250000	47.7	202.0	V	337.0	57.2	-9.5	26.3	74
10462.500000	48.7	202.0	H	106.0	58.4	-9.7	25.3	74
11962.500000	49.5	102.0	H	119.0	61.3	-11.8	24.5	74
12708.750000	53.0	202.0	H	299.0	67.0	-14.0	21.0	74
15426.250000	56.0	102.0	H	0.0	75.5	-19.5	18.0	74
17926.250000	63.7	202.0	H	218.0	89.2	-25.5	10.3	74

Remark: 1. Correction Factor = Antenna factor+ Insertion loss (cable loss + amplifier gain)

Frequency (MHz)	Average (dBuV/m)	Height (cm)	Polarization	Azimuth (deg)	Reading value (dBuV/m)	Correct Factor (dB)	Margin (dB)	Limit (dBuV/m)
9000.000000	35.9	102.0	V	218.0	44.3	-8.4	18.1	54
10312.500000	40.1	102.0	H	39.0	50.1	-10.0	13.9	54
11898.750000	36.8	102.0	V	218.0	49.1	-12.3	17.2	54
12640.000000	40.2	102.0	H	199.0	54.8	-14.6	13.8	54
15425.000000	44.1	202.0	H	0.0	63.5	-19.4	9.9	54
17997.500000	50.6	202.0	H	192.0	76.0	-25.4	3.4	54

Remark: 1. Correction Factor = Antenna factor+ Insertion loss (cable loss + amplifier gain)

RE 18-26.5GHz PK+AV



Radiates Emission from 18GHz to 26.5GHz

Frequency (MHz)	Peak (dBuV/m)	Polarization	Azimuth (deg)	Reading value (dBuV/m)	Correct Factor (dB)	Margin (dB)	Limit (dBuV/m)
18627.937500	53.0	H	91.0	57.2	-4.2	21.0	74
20114.375000	52.9	V	186.0	58.7	-5.8	21.1	74
20713.625000	53.4	V	254.0	60.1	-6.7	20.6	74
21970.562500	54.2	V	131.0	62.2	-8.0	19.8	74
24643.812500	54.6	V	227.0	60.6	-6.0	19.4	74
25712.687500	55.4	H	173.0	61.0	-5.6	18.6	74

Remark: 1. Correction Factor = Antenna factor+ Insertion loss (cable loss + amplifier gain)

Frequency (MHz)	Average (dBuV/m)	Polarization	Azimuth (deg)	Reading value (dBuV/m)	Correct Factor (dB)	Margin (dB)	Limit (dBuV/m)
19050.812500	40.3	V	116.0	45.5	-5.2	13.7	54
20210.000000	40.3	H	215.0	46.2	-5.9	13.7	54
21837.750000	41.4	H	201.0	49.4	-8.0	12.6	54
21959.937500	42.1	H	90.0	50.1	-8.0	11.9	54
23693.937500	42.5	H	105.0	48.4	-5.9	11.5	54
26368.250000	42.9	H	159.0	48.3	-5.4	11.1	54

Remark: 1. Correction Factor = Antenna factor+ Insertion loss (cable loss + amplifier gain)

RE 26.5-40GHz PK+AV



Radiates Emission from 26.5GHz to 40GHz

Frequency (MHz)	Peak (dBuV/m)	Height (cm)	Polarization	Azimuth (deg)	Reading value (dBuV/m)	Correct Factor (dB)	Margin (dB)	Limit (dBuV/m)
28357.937500	43.7	101.0	V	266.0	45.2	-1.5	30.3	74
29336.687500	44.9	101.0	H	60.0	45.8	-0.9	29.1	74
32254.375000	47.1	101.0	H	271.0	47.7	-0.6	26.9	74
32791.000000	45.6	101.0	V	300.0	46.4	-0.8	28.4	74
35440.375000	45.2	101.0	H	189.0	45.7	-0.5	28.8	74
38349.625000	47.0	101.0	V	161.0	44.9	2.1	27.0	74

Remark: 1. Correction Factor = Antenna factor+ Insertion loss (cable loss + amplifier gain)

Frequency (MHz)	Average (dBuV/m)	Height (cm)	Polarization	Azimuth (deg)	Reading value (dBuV/m)	Correct Factor (dB)	Margin (dB)	Limit (dBuV/m)
28373.125000	35.9	101.0	H	260.0	37.4	-1.5	18.1	54
30280.000000	35.7	101.0	H	66.0	36.1	-0.4	18.3	54
31766.687500	38.4	101.0	V	101.0	38.9	-0.5	15.6	54
33364.750000	37.2	101.0	H	113.0	38.2	-1.0	16.8	54
35254.750000	37.0	101.0	V	200.0	37.6	-0.6	17.0	54
39986.500000	39.0	101.0	V	111.0	36.7	2.3	15.0	54

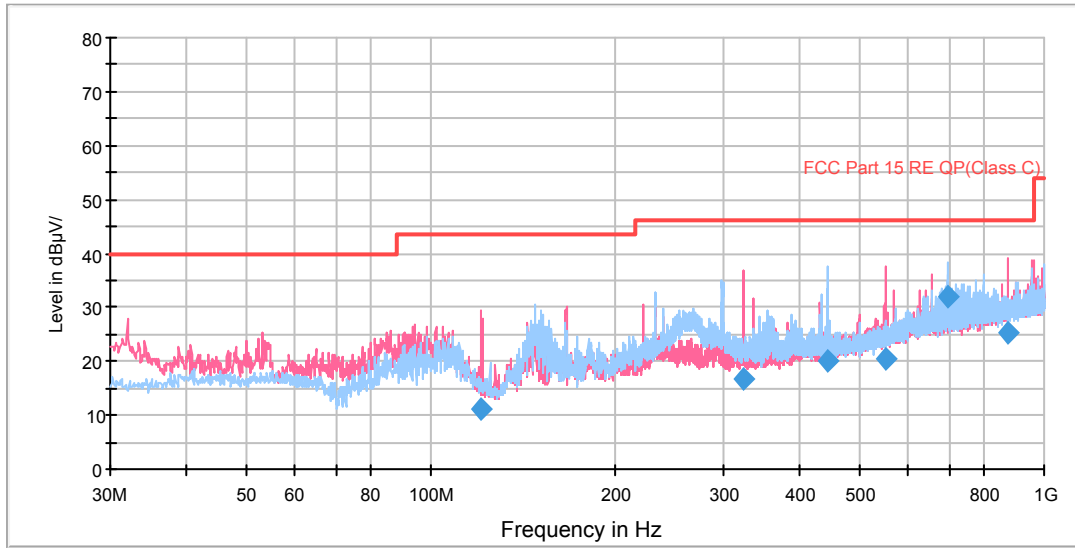
Remark: 1. Correction Factor = Antenna factor+ Insertion loss (cable loss + amplifier gain)





802.11ac (HT40) CH151

FCC RE 0.03-1GHz QP Class C

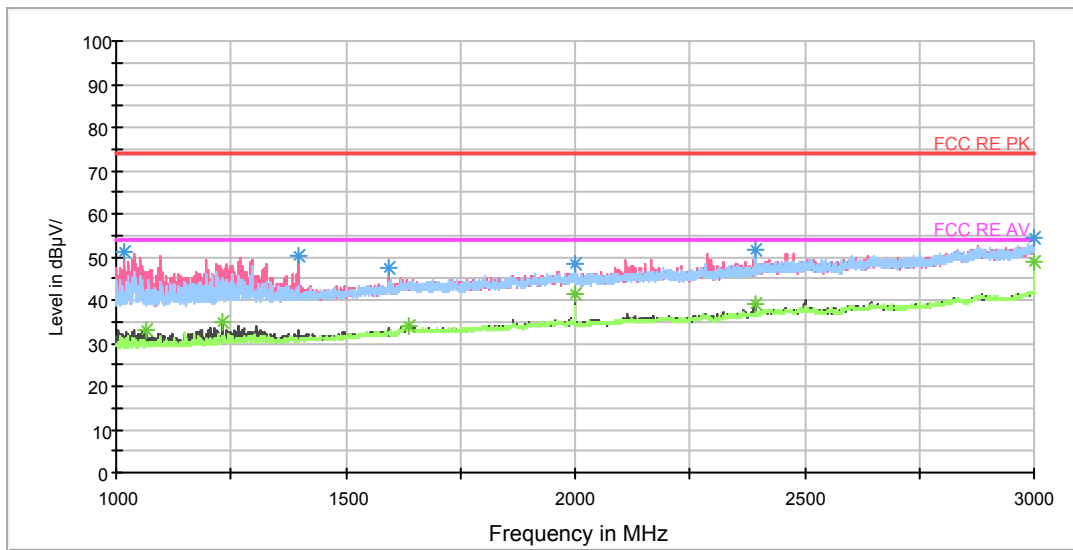


Radiates Emission from 30MHz to 1GHz

Frequency (MHz)	Quasi-Peak (dBuV/m)	Height (cm)	Polarization	Azimuth (deg)	Reading value (dBuV/m)	Correct Factor (dB)	Margin (dB)	Limit (dBuV/m)
120.536250	11.3	125.0	V	310.0	21.8	-10.5	32.2	43.5
322.415000	16.7	125.0	V	353.0	32.8	-16.1	29.3	46.0
443.456250	20.3	100.0	H	353.0	39.1	-18.8	25.7	46.0
553.431250	20.5	125.0	V	88.0	41.6	-21.1	25.5	46.0
697.487500	31.8	125.0	H	239.0	54.7	-22.9	14.2	46.0
871.031250	25.2	100.0	V	211.0	50.5	-25.3	20.8	46.0

- Remark: 1. Quasi-Peak = Reading value + Correction factor  
 2. Correction Factor = Antenna factor+ Insertion loss(cable loss+amplifier gain)  
 3. Margin = Limit – Quasi-Peak

RE 1G-3GHz PK+AV



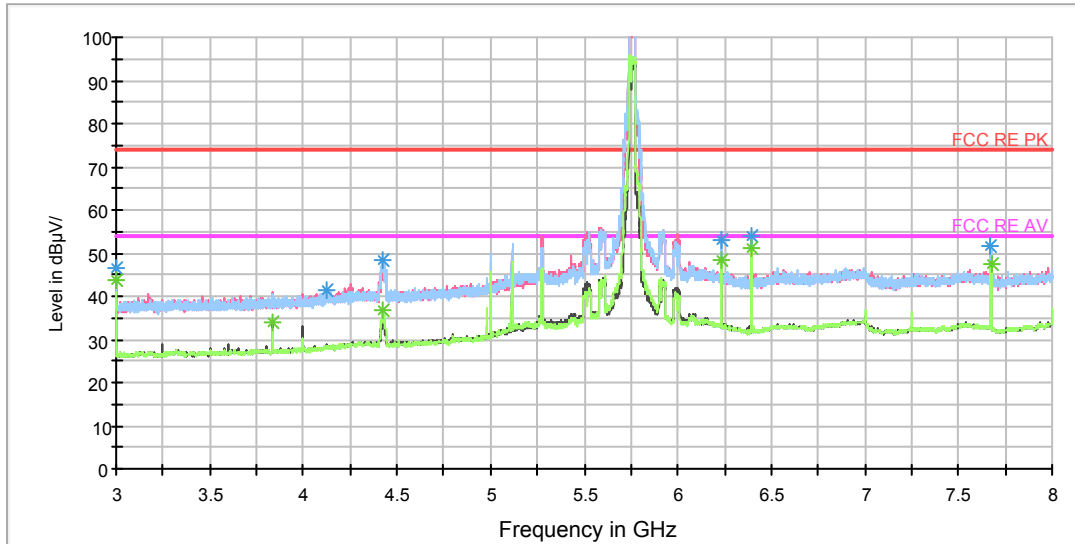
Radiates Emission from 1GHz to 3GHz

Frequency (MHz)	Peak (dBuV/m)	Height (cm)	Polarization	Azimuth (deg)	Reading value (dBuV/m)	Correct Factor (dB)	Margin (dB)	Limit (dBuV/m)
1018.500000	51.1	102.0	V	281.0	60.3	-9.2	22.9	74
1395.750000	50.1	102.0	V	90.0	57.2	-7.1	23.9	74
1593.000000	47.3	102.0	V	281.0	53.7	-6.4	26.7	74
1999.750000	48.4	202.0	V	36.0	51.8	-3.4	25.6	74
2391.000000	51.7	102.0	V	155.0	53.1	-1.4	22.3	74
3000.000000	54.6	202.0	H	0.0	56.9	-2.3	19.4	74

Remark: 1. Correction Factor = Antenna factor+ Insertion loss (cable loss + amplifier gain)

Frequency (MHz)	Average (dBuV/m)	Height (cm)	Polarization	Azimuth (deg)	Reading value (dBuV/m)	Correct Factor (dB)	Margin (dB)	Limit (dBuV/m)
1064.250000	33.1	102.0	V	308.0	42.0	-8.9	20.9	54
1231.750000	35.0	102.0	V	281.0	42.8	-7.8	19.0	54
1639.250000	33.8	102.0	H	119.0	38.5	-4.7	20.2	54
2000.000000	41.4	102.0	V	237.0	44.8	-3.4	12.6	54
2391.000000	39.0	102.0	V	155.0	40.4	-1.4	15.0	54
3000.000000	48.7	202.0	V	8.0	51.0	-2.3	5.3	54

Remark: 1. Correction Factor = Antenna factor+ Insertion loss (cable loss + amplifier gain)



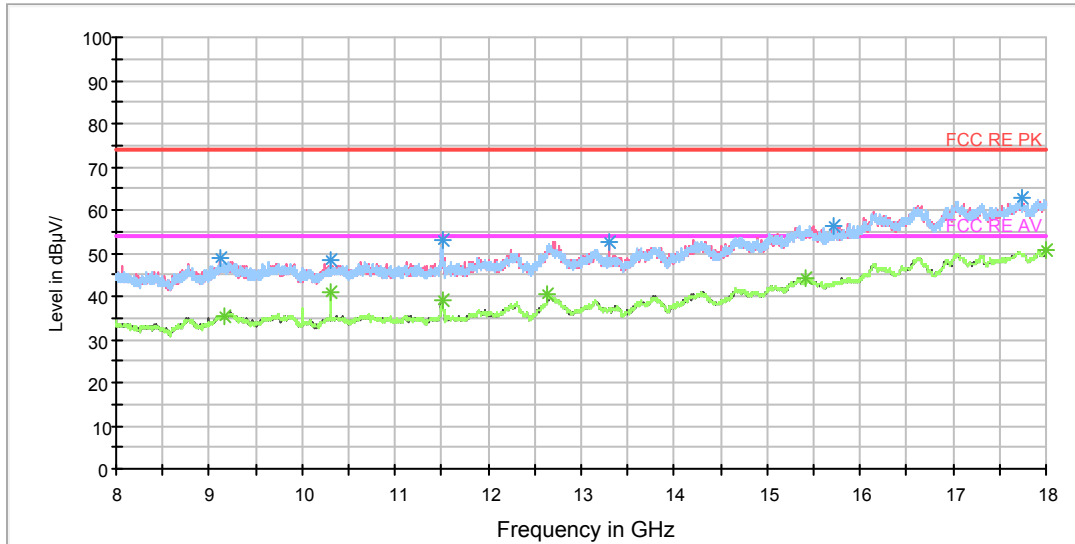
Note: The signal beyond the limit is carrier.  
Radiates Emission from 3GHz to 8GHz

Frequency (MHz)	Peak (dBuV/m)	Height (cm)	Polarization	Azimuth (deg)	Reading value (dBuV/m)	Correct Factor (dB)	Margin (dB)	Limit (dBuV/m)
3000.000000	46.6	202.0	V	185.0	49.8	-3.2	27.4	74
4128.750000	41.3	102.0	H	236.0	41.7	-0.4	32.7	74
4425.625000	48.5	102.0	V	327.0	48.7	-0.2	25.5	74
7673.125000	51.4	102.0	H	261.0	58.1	-6.7	22.6	74
6234.375000	53.1	102.0	V	100.0	58.4	-5.3	20.9	74
6394.375000	53.8	102.0	H	12.0	58.7	-4.9	20.2	74

Remark: 1. Correction Factor = Antenna factor+ Insertion loss (cable loss + amplifier gain)

Frequency (MHz)	Average (dBuV/m)	Height (cm)	Polarization	Azimuth (deg)	Reading value (dBuV/m)	Correct Factor (dB)	Margin (dB)	Limit (dBuV/m)
3000.000000	43.8	202.0	V	185.0	47.0	-3.2	10.2	54
3836.250000	34.0	102.0	V	203.0	35.7	-1.7	20.0	54
4425.000000	36.8	202.0	H	227.0	37.0	-0.2	17.2	54
7673.750000	47.4	102.0	H	261.0	54.1	-6.7	6.6	54
6235.000000	48.5	102.0	V	100.0	53.8	-5.3	5.5	54
6394.375000	51.1	102.0	H	12.0	56.0	-4.9	2.9	54

Remark: 1. Correction Factor = Antenna factor+ Insertion loss (cable loss + amplifier gain)



Radiates Emission from 8GHz to 18GHz

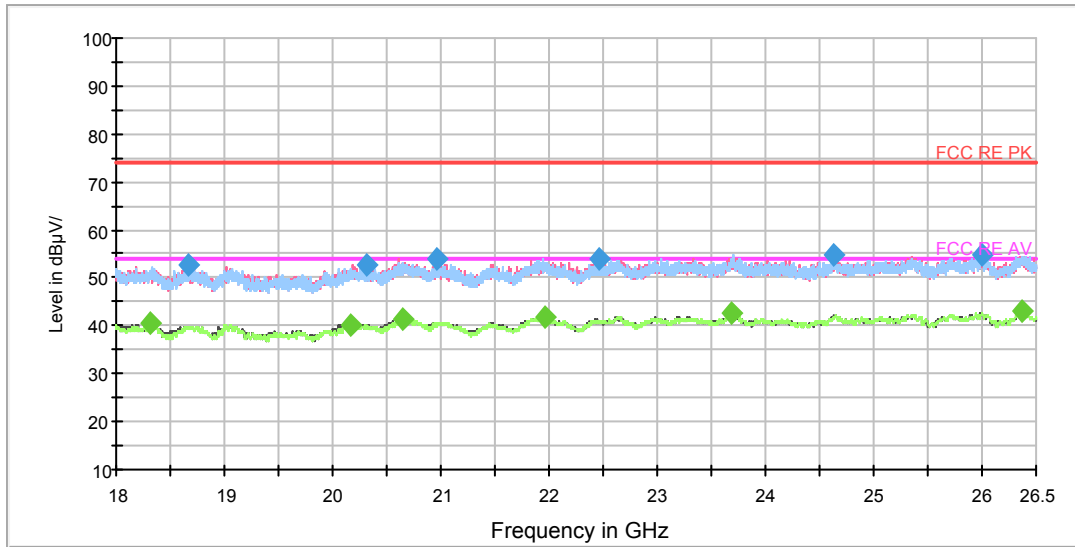
Frequency (MHz)	Peak (dBuV/m)	Height (cm)	Polarization	Azimuth (deg)	Reading value (dBuV/m)	Correct Factor (dB)	Margin (dB)	Limit (dBuV/m)
9110.000000	48.7	202.0	V	90.0	58.5	-9.8	25.3	74
10312.500000	48.2	102.0	H	37.0	58.2	-10.0	25.8	74
11510.000000	53.0	102.0	H	10.0	63.6	-10.6	21.0	74
13308.750000	52.8	202.0	V	0.0	65.8	-13.0	21.2	74
15712.500000	56.5	102.0	H	37.0	75.8	-19.3	17.5	74
17737.500000	62.8	102.0	V	0.0	86.9	-24.1	11.2	74

Remark: 1. Correction Factor = Antenna factor+ Insertion loss (cable loss + amplifier gain)

Frequency (MHz)	Average (dBuV/m)	Height (cm)	Polarization	Azimuth (deg)	Reading value (dBuV/m)	Correct Factor (dB)	Margin (dB)	Limit (dBuV/m)
9155.000000	35.6	102.0	H	0.0	45.9	-10.3	18.4	54
10312.500000	41.1	102.0	H	37.0	51.1	-10.0	12.9	54
11506.250000	39.2	102.0	V	192.0	49.8	-10.6	14.8	54
12641.250000	40.5	102.0	H	198.0	55.0	-14.5	13.5	54
15420.000000	44.0	202.0	V	10.0	63.4	-19.4	10.0	54
17998.750000	50.5	202.0	H	0.0	75.9	-25.4	3.5	54

Remark: 1. Correction Factor = Antenna factor+ Insertion loss (cable loss + amplifier gain)

RE 18-26.5GHz PK+AV



Radiates Emission from 18GHz to 26.5GHz

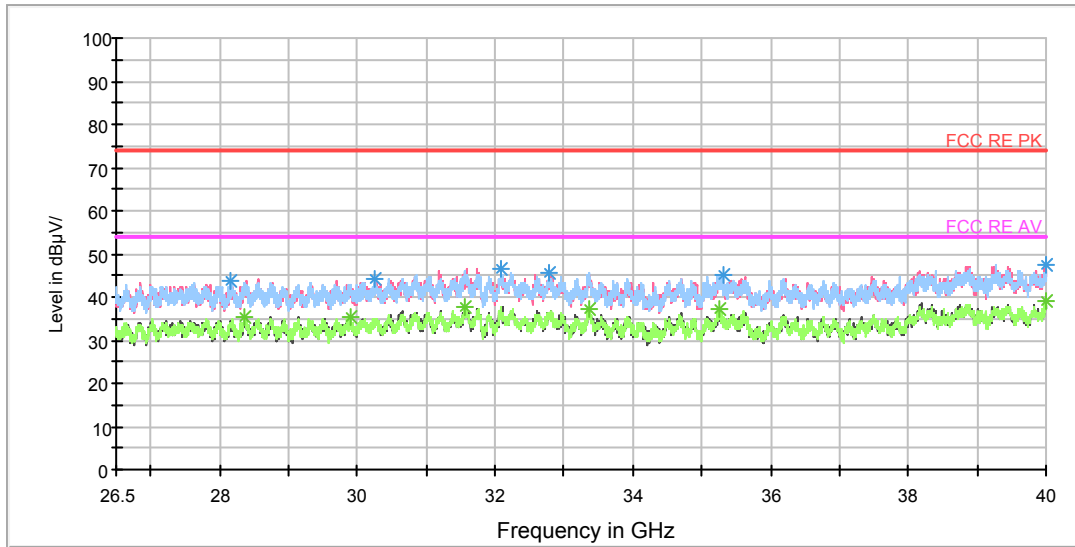
Frequency (MHz)	Peak (dBuV/m)	Polarization	Azimuth (deg)	Reading value (dBuV/m)	Correct Factor (dB)	Margin (dB)	Limit (dBuV/m)
18664.062500	52.8	V	201.0	57.1	-4.3	21.2	74
20317.312500	52.7	H	117.0	58.7	-6.0	21.3	74
20970.750000	54.0	H	117.0	61.3	-7.3	20.0	74
22471.000000	54.1	V	270.0	61.0	-6.9	19.9	74
24633.187500	54.8	H	90.0	60.8	-6.0	19.2	74
26007.000000	54.8	H	90.0	60.2	-5.4	19.2	74

Remark: 1. Correction Factor = Antenna factor+ Insertion loss (cable loss + amplifier gain)

Frequency (MHz)	Average (dBuV/m)	Polarization	Azimuth (deg)	Reading value (dBuV/m)	Correct Factor (dB)	Margin (dB)	Limit (dBuV/m)
18324.062500	40.4	H	228.0	43.6	-3.2	13.6	54
20169.625000	40.3	V	229.0	46.1	-5.8	13.7	54
20648.812500	41.3	V	201.0	47.9	-6.6	12.7	54
21956.750000	41.9	V	90.0	49.9	-8.0	12.1	54
23692.875000	42.5	H	90.0	48.4	-5.9	11.5	54
26366.125000	42.9	H	131.0	48.3	-5.4	11.1	54

Remark: 1. Correction Factor = Antenna factor+ Insertion loss (cable loss + amplifier gain)

RE 26.5-40GHz PK+AV



Radiates Emission from 26.5GHz to 40GHz

Frequency (MHz)	Peak (dBuV/m)	Height (cm)	Polarization	Azimuth (deg)	Reading value (dBuV/m)	Correct Factor (dB)	Margin (dB)	Limit (dBuV/m)
28163.875000	43.7	101.0	H	219.0	45.3	-1.6	30.3	74
30266.500000	44.2	101.0	H	60.0	44.6	-0.4	29.8	74
32082.250000	46.5	101.0	V	265.0	47.0	-0.5	27.5	74
32789.312500	45.6	101.0	V	293.0	46.4	-0.8	28.4	74
35302.000000	45.1	101.0	H	199.0	45.6	-0.5	28.9	74
39988.187500	47.6	101.0	V	141.0	45.3	2.3	26.4	74

Remark: 1. Correction Factor = Antenna factor+ Insertion loss (cable loss + amplifier gain)

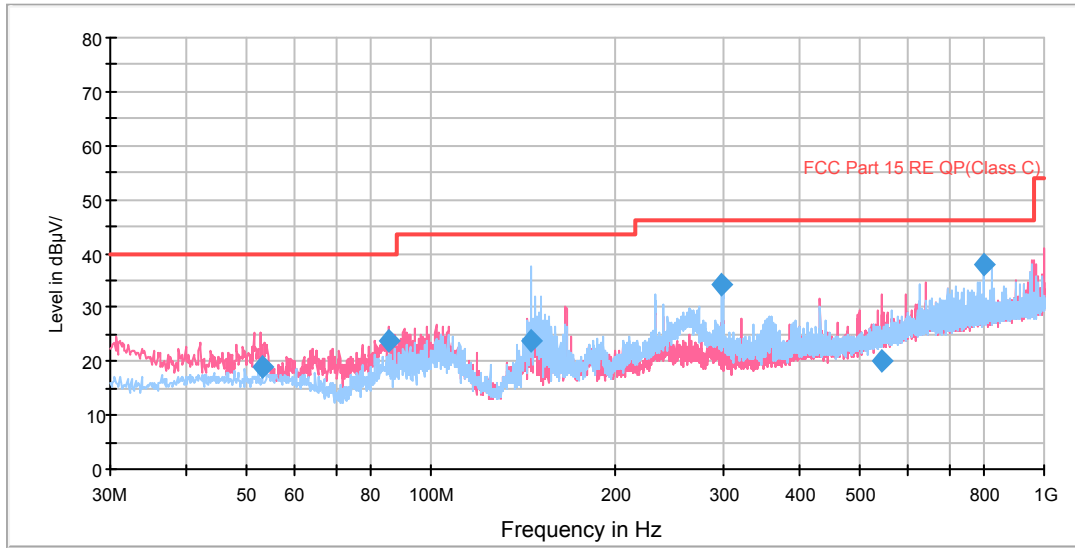
Frequency (MHz)	Average (dBuV/m)	Height (cm)	Polarization	Azimuth (deg)	Reading value (dBuV/m)	Correct Factor (dB)	Margin (dB)	Limit (dBuV/m)
28354.562500	35.3	101.0	V	284.0	36.8	-1.5	18.7	54
29898.625000	35.6	101.0	H	189.0	36.1	-0.5	18.4	54
31555.750000	37.8	101.0	V	300.0	38.3	-0.5	16.2	54
33359.687500	37.3	101.0	H	219.0	38.3	-1.0	16.7	54
35249.687500	37.3	101.0	H	96.0	37.9	-0.6	16.7	54
40000.000000	39.0	101.0	H	60.0	36.7	2.3	15.0	54

Remark: 1. Correction Factor = Antenna factor+ Insertion loss (cable loss + amplifier gain)



802.11ac (HT40) CH159

FCC RE 0.03-1GHz QP Class C

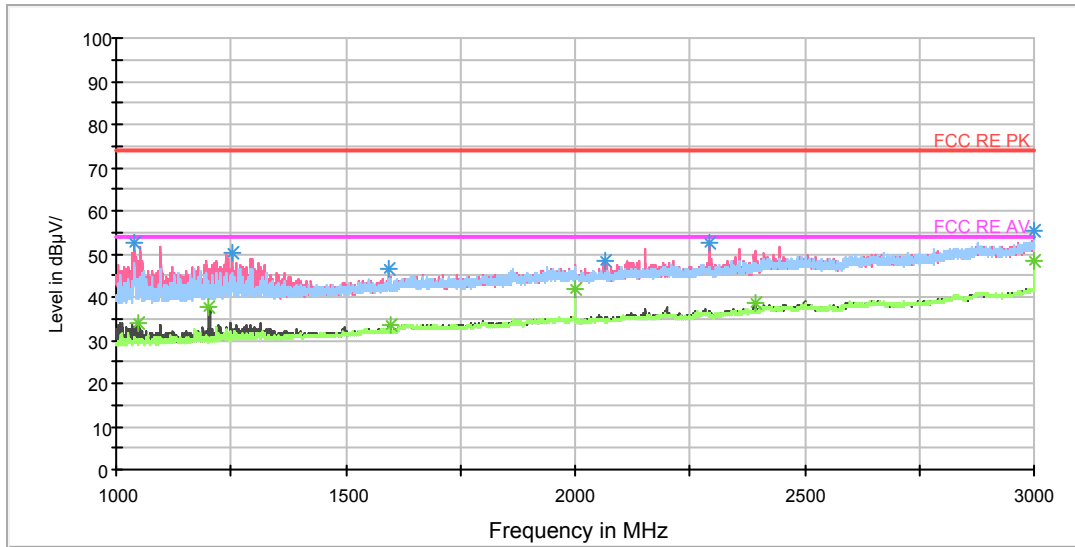


Radiates Emission from 30MHz to 1GHz

Frequency (MHz)	Quasi-Peak (dBuV/m)	Height (cm)	Polarization	Azimuth (deg)	Reading value (dBuV/m)	Correct Factor (dB)	Margin (dB)	Limit (dBuV/m)
53.075000	19.0	100.0	V	270.0	31.8	-12.8	21.0	40.0
85.531250	23.8	114.0	V	0.0	34.2	-10.4	16.2	40.0
145.268750	23.7	125.0	H	318.0	32.7	-9.0	19.8	43.5
298.770000	34.4	100.0	H	264.0	49.8	-15.4	11.6	46.0
544.791250	20.0	125.0	V	84.0	40.9	-20.9	26.0	46.0
796.623750	38.1	100.0	H	243.0	62.4	-24.3	7.9	46.0

- Remark: 1. Quasi-Peak = Reading value + Correction factor  
 2. Correction Factor = Antenna factor+ Insertion loss(cable loss+amplifier gain)  
 3. Margin = Limit – Quasi-Peak

RE 1G-3GHz PK+AV



Radiates Emission from 1GHz to 3GHz

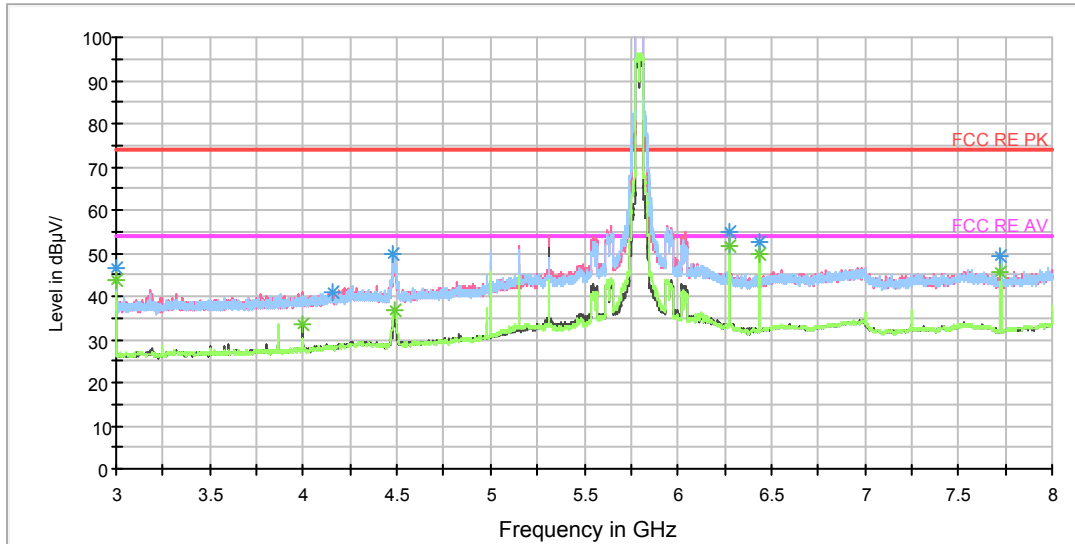
Frequency (MHz)	Peak (dBuV/m)	Height (cm)	Polarization	Azimuth (deg)	Reading value (dBuV/m)	Correct Factor (dB)	Margin (dB)	Limit (dBuV/m)
1039.000000	52.3	102.0	V	294.0	61.4	-9.1	21.7	74
1253.250000	50.1	102.0	V	285.0	58.0	-7.9	23.9	74
1593.250000	46.6	102.0	V	80.0	53.0	-6.4	27.4	74
2064.000000	48.6	102.0	V	166.0	51.7	-3.1	25.4	74
2291.750000	52.7	102.0	V	166.0	54.5	-1.8	21.3	74
3000.000000	55.3	202.0	V	41.0	57.6	-2.3	18.7	74

Remark: 1. Correction Factor = Antenna factor+ Insertion loss (cable loss + amplifier gain)

Frequency (MHz)	Average (dBuV/m)	Height (cm)	Polarization	Azimuth (deg)	Reading value (dBuV/m)	Correct Factor (dB)	Margin (dB)	Limit (dBuV/m)
1048.250000	34.0	102.0	V	294.0	43.0	-9.0	20.0	54
1203.000000	37.5	102.0	V	285.0	45.7	-8.2	16.5	54
1596.250000	33.7	102.0	V	356.0	40.1	-6.4	20.3	54
2000.250000	42.0	202.0	V	319.0	45.4	-3.4	12.0	54
2393.250000	38.8	102.0	V	166.0	40.1	-1.3	15.2	54
3000.000000	48.5	202.0	V	41.0	50.8	-2.3	5.5	54

Remark: 1. Correction Factor = Antenna factor+ Insertion loss (cable loss + amplifier gain)





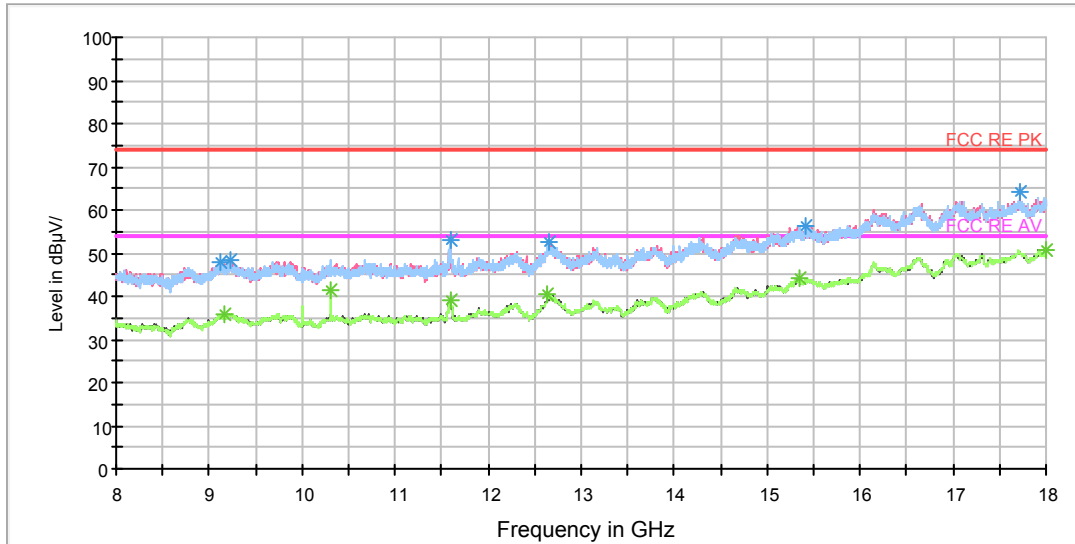
Note: The signal beyond the limit is carrier.  
Radiates Emission from 3GHz to 8GHz

Frequency (MHz)	Peak (dBuV/m)	Height (cm)	Polarization	Azimuth (deg)	Reading value (dBuV/m)	Correct Factor (dB)	Margin (dB)	Limit (dBuV/m)
3000.000000	46.7	202.0	V	184.0	49.9	-3.2	27.3	74
4153.125000	41.0	202.0	H	351.0	41.1	-0.1	33.0	74
4481.250000	49.6	202.0	H	227.0	50.1	-0.5	24.4	74
7726.875000	49.4	102.0	H	260.0	56.2	-6.8	24.6	74
6278.125000	54.9	202.0	V	60.0	60.2	-5.3	19.1	74
6438.750000	52.7	202.0	H	0.0	57.7	-5.0	21.3	74

Remark: 1. Correction Factor = Antenna factor+ Insertion loss (cable loss + amplifier gain)

Frequency (MHz)	Average (dBuV/m)	Height (cm)	Polarization	Azimuth (deg)	Reading value (dBuV/m)	Correct Factor (dB)	Margin (dB)	Limit (dBuV/m)
3000.000000	43.7	202.0	V	184.0	46.9	-3.2	10.3	54
4000.000000	33.6	202.0	V	184.0	34.7	-1.1	20.4	54
4491.250000	37.0	202.0	H	227.0	37.5	-0.5	17.0	54
7726.875000	45.7	102.0	H	260.0	52.5	-6.8	8.3	54
6278.125000	51.5	202.0	V	60.0	56.8	-5.3	2.5	54
6438.750000	49.7	202.0	H	0.0	54.7	-5.0	4.3	54

Remark: 1. Correction Factor = Antenna factor+ Insertion loss (cable loss + amplifier gain)



Radiates Emission from 8GHz to 18GHz

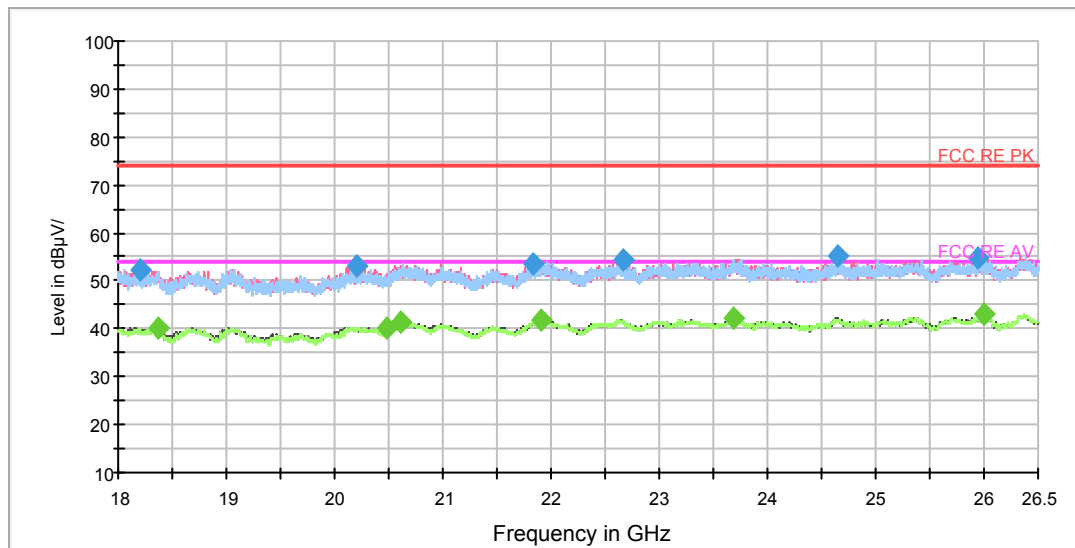
Frequency (MHz)	Peak (dBuV/m)	Height (cm)	Polarization	Azimuth (deg)	Reading value (dBuV/m)	Correct Factor (dB)	Margin (dB)	Limit (dBuV/m)
9118.750000	47.8	202.0	V	197.0	57.8	-10.0	26.2	74
9233.750000	48.4	202.0	V	36.0	58.3	-9.9	25.6	74
11590.000000	52.8	102.0	H	0.0	63.9	-11.1	21.2	74
12653.750000	52.3	202.0	H	352.0	66.3	-14.0	21.7	74
15422.500000	56.1	202.0	V	63.0	75.5	-19.4	17.9	74
17715.000000	64.0	102.0	V	0.0	88.6	-24.6	10.0	74

Remark: 1. Correction Factor = Antenna factor+ Insertion loss (cable loss + amplifier gain)

Frequency (MHz)	Average (dBuV/m)	Height (cm)	Polarization	Azimuth (deg)	Reading value (dBuV/m)	Correct Factor (dB)	Margin (dB)	Limit (dBuV/m)
9155.000000	35.6	102.0	H	0.0	45.9	-10.3	18.4	54
10312.500000	41.2	102.0	H	36.0	51.2	-10.0	12.8	54
11588.750000	39.0	102.0	H	36.0	50.1	-11.1	15.0	54
12640.000000	40.4	102.0	V	330.0	55.0	-14.6	13.6	54
15341.250000	44.0	202.0	V	251.0	62.8	-18.8	10.0	54
17997.500000	50.6	102.0	H	252.0	76.0	-25.4	3.4	54

Remark: 1. Correction Factor = Antenna factor+ Insertion loss (cable loss + amplifier gain)

RE 18-26.5GHz PK+AV



Radiates Emission from 18GHz to 26.5GHz

Frequency (MHz)	Peak (dBuV/m)	Polarization	Azimuth (deg)	Reading value (dBuV/m)	Correct Factor (dB)	Margin (dB)	Limit (dBuV/m)
18211.437500	52.4	V	201.0	55.1	-2.7	21.6	74
20205.750000	53.2	H	214.0	59.1	-5.9	20.8	74
21835.625000	53.5	V	201.0	61.5	-8.0	20.5	74
22672.875000	54.3	V	241.0	60.9	-6.6	19.7	74
24647.000000	55.2	H	228.0	61.2	-6.0	18.8	74
25947.500000	54.8	V	187.0	60.2	-5.4	19.2	74

Remark: 1. Correction Factor = Antenna factor+ Insertion loss (cable loss + amplifier gain)

Frequency (MHz)	Average (dBuV/m)	Polarization	Azimuth (deg)	Reading value (dBuV/m)	Correct Factor (dB)	Margin (dB)	Limit (dBuV/m)
18362.312500	40.3	H	90.0	43.6	-3.3	13.7	54
20476.687500	40.3	V	173.0	46.5	-6.2	13.7	54
20612.687500	41.4	V	268.0	47.9	-6.5	12.6	54
21907.875000	42.0	V	241.0	50.0	-8.0	12.0	54
23691.812500	42.4	V	270.0	48.3	-5.9	11.6	54
25998.500000	43.0	H	172.0	48.4	-5.4	11.0	54

Remark: 1. Correction Factor = Antenna factor+ Insertion loss (cable loss + amplifier gain)

RE 26.5-40GHz PK+AV



Radiates Emission from 26.5GHz to 40GHz

Frequency (MHz)	Peak (dBuV/m)	Height (cm)	Polarization	Azimuth (deg)	Reading value (dBuV/m)	Correct Factor (dB)	Margin (dB)	Limit (dBuV/m)
28357.937500	44.9	101.0	V	60.0	46.4	-1.5	29.1	74
29520.625000	43.8	101.0	H	60.0	44.6	-0.8	30.2	74
31560.812500	45.9	101.0	V	300.0	46.4	-0.5	28.1	74
32821.375000	45.4	101.0	H	146.0	46.2	-0.8	28.6	74
35236.187500	45.6	101.0	H	60.0	46.2	-0.6	28.4	74
39952.750000	47.0	101.0	H	60.0	44.7	2.3	27.0	74

Remark: 1. Correction Factor = Antenna factor+ Insertion loss (cable loss + amplifier gain)

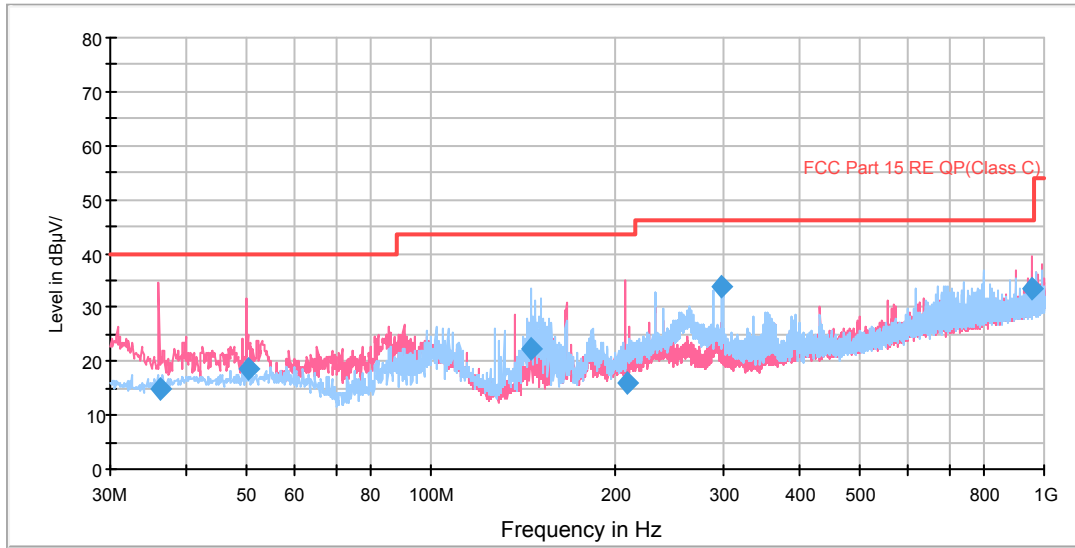
Frequency (MHz)	Average (dBuV/m)	Height (cm)	Polarization	Azimuth (deg)	Reading value (dBuV/m)	Correct Factor (dB)	Margin (dB)	Limit (dBuV/m)
28334.312500	35.3	101.0	H	80.0	36.8	-1.5	18.7	54
30116.312500	35.7	101.0	H	62.0	36.1	-0.4	18.3	54
31589.500000	37.7	101.0	H	249.0	38.2	-0.5	16.3	54
32794.375000	37.5	101.0	V	285.0	38.3	-0.8	16.5	54
35248.000000	37.4	101.0	H	60.0	38.0	-0.6	16.6	54
38881.187500	39.0	101.0	V	300.0	36.1	2.9	15.0	54

Remark: 1. Correction Factor = Antenna factor+ Insertion loss (cable loss + amplifier gain)



MIMO 802.11ac (HT80) CH42

FCC RE 0.03-1GHz QP Class C

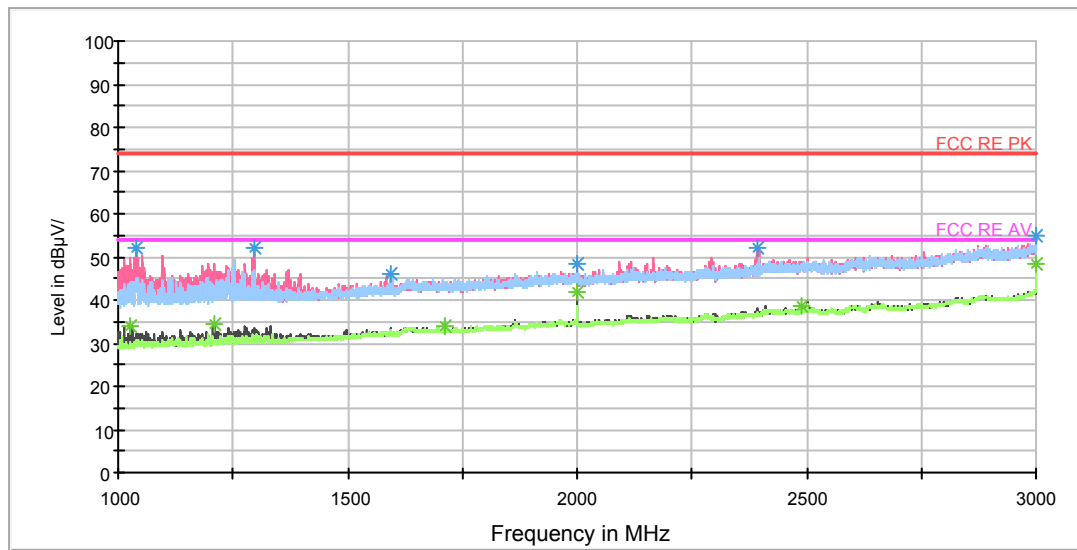


Radiates Emission from 30MHz to 1GHz

Frequency (MHz)	Quasi-Peak (dBuV/m)	Height (cm)	Polarization	Azimuth (deg)	Reading value (dBuV/m)	Correct Factor (dB)	Margin (dB)	Limit (dBuV/m)
36.342500	15.1	100.0	V	111.0	27.3	-12.2	24.9	40.0
50.566250	18.5	100.0	V	284.0	31.5	-13.0	21.5	40.0
145.315000	22.2	125.0	H	318.0	31.2	-9.0	21.3	43.5
208.395000	16.0	100.0	V	126.0	28.4	-12.4	27.5	43.5
298.770000	33.9	100.0	H	262.0	49.3	-15.4	12.1	46.0
953.603750	33.7	114.0	V	275.0	59.7	-26.0	12.3	46.0

- Remark: 1. Quasi-Peak = Reading value + Correction factor  
 2. Correction Factor = Antenna factor+ Insertion loss(cable loss+amplifier gain)  
 3. Margin = Limit – Quasi-Peak

RE 1G-3GHz PK+AV



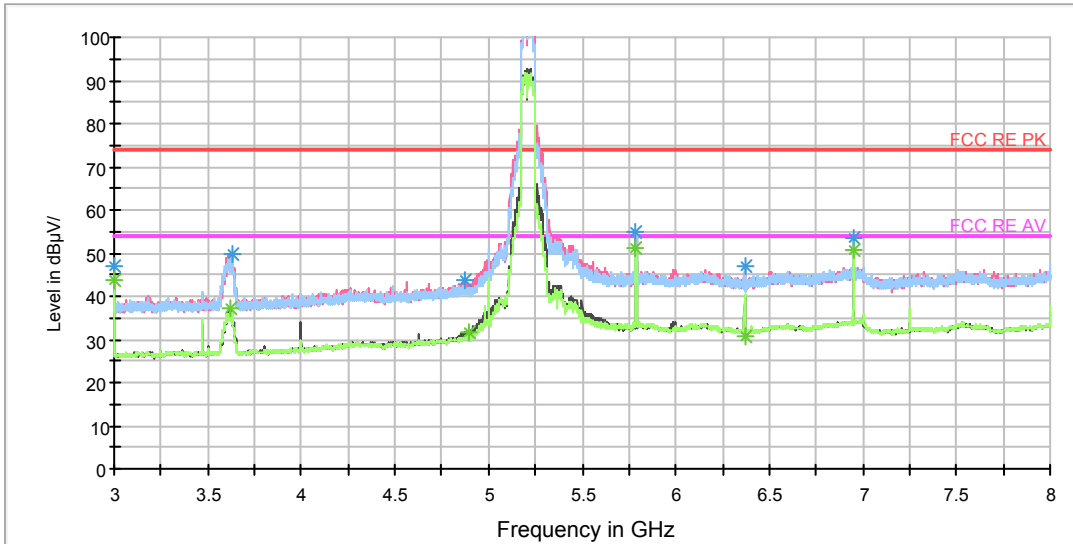
Radiates Emission from 1GHz to 3GHz

Frequency (MHz)	Peak (dBuV/m)	Height (cm)	Polarization	Azimuth (deg)	Reading value (dBuV/m)	Correct Factor (dB)	Margin (dB)	Limit (dBuV/m)
1041.000000	52.0	102.0	V	310.0	61.0	-9.0	22.0	74
1296.250000	52.3	102.0	V	158.0	60.1	-7.8	21.7	74
1593.750000	46.2	102.0	V	212.0	52.6	-6.4	27.8	74
2000.250000	48.3	202.0	V	319.0	51.7	-3.4	25.7	74
2391.000000	52.2	102.0	V	167.0	53.6	-1.4	21.8	74
3000.000000	54.8	202.0	V	39.0	57.1	-2.3	19.2	74

Remark: 1. Correction Factor = Antenna factor+ Insertion loss (cable loss + amplifier gain)

Frequency (MHz)	Average (dBuV/m)	Height (cm)	Polarization	Azimuth (deg)	Reading value (dBuV/m)	Correct Factor (dB)	Margin (dB)	Limit (dBuV/m)
1028.000000	33.9	102.0	V	284.0	43.0	-9.1	20.1	54
1207.750000	34.3	102.0	V	274.0	42.4	-8.1	19.7	54
1711.000000	33.8	202.0	V	176.0	38.6	-4.8	20.2	54
2000.000000	42.0	202.0	V	319.0	45.4	-3.4	12.0	54
2490.000000	38.5	102.0	V	140.0	38.8	-0.3	15.5	54
3000.000000	48.4	202.0	V	39.0	50.7	-2.3	5.6	54

Remark: 1. Correction Factor = Antenna factor+ Insertion loss (cable loss + amplifier gain)



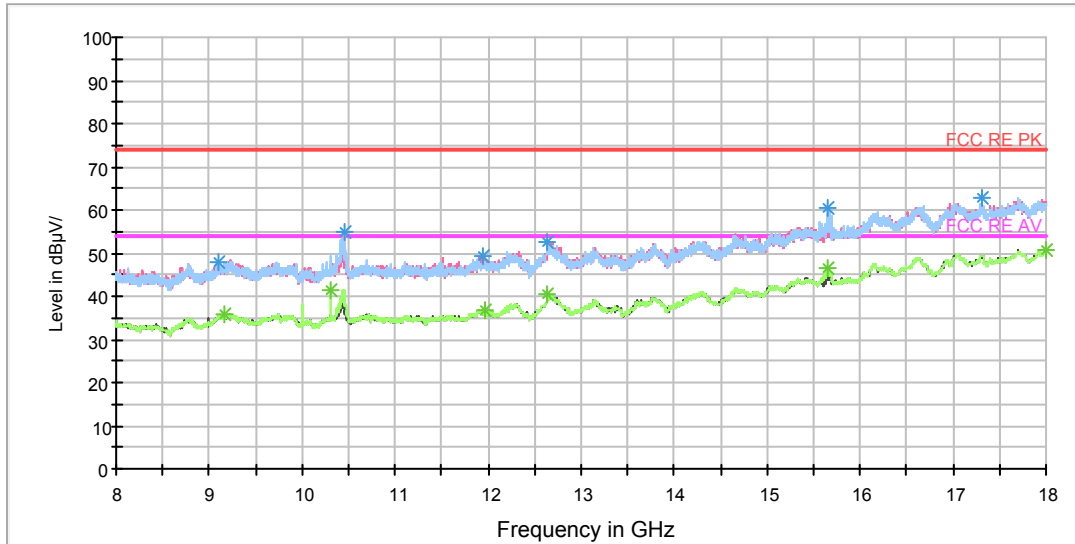
Note: The signal beyond the limit is carrier.  
Radiates Emission from 3GHz to 8GHz

Frequency (MHz)	Peak (dBuV/m)	Height (cm)	Polarization	Azimuth (deg)	Reading value (dBuV/m)	Correct Factor (dB)	Margin (dB)	Limit (dBuV/m)
3000.000000	46.9	202.0	V	184.0	50.1	-3.2	27.1	74
3626.875000	49.7	102.0	H	183.0	51.6	-1.9	24.3	74
4876.250000	43.8	202.0	V	55.0	45.6	-1.8	30.2	74
5788.750000	54.7	202.0	H	227.0	58.8	-4.1	19.3	74
6946.875000	53.4	202.0	H	126.0	59.6	-6.2	20.6	74
6368.125000	47.2	102.0	V	75.0	52.2	-5.0	26.8	74

Remark: 1. Correction Factor = Antenna factor+ Insertion loss (cable loss + amplifier gain)

Frequency (MHz)	Average (dBuV/m)	Height (cm)	Polarization	Azimuth (deg)	Reading value (dBuV/m)	Correct Factor (dB)	Margin (dB)	Limit (dBuV/m)
3000.000000	43.9	202.0	V	184.0	47.1	-3.2	10.1	54
3618.125000	37.1	202.0	V	31.0	39.1	-2.0	16.9	54
4892.500000	31.5	202.0	V	55.0	33.4	-1.9	22.5	54
5788.750000	51.2	202.0	H	227.0	55.3	-4.1	2.8	54
6946.875000	50.5	202.0	H	126.0	56.7	-6.2	3.5	54
6377.500000	30.9	102.0	H	83.0	35.9	-5.0	23.1	54

Remark: 1. Correction Factor = Antenna factor+ Insertion loss (cable loss + amplifier gain)



Radiates Emission from 8GHz to 18GHz

Frequency (MHz)	Peak (dBuV/m)	Height (cm)	Polarization	Azimuth (deg)	Reading value (dBuV/m)	Correct Factor (dB)	Margin (dB)	Limit (dBuV/m)
9107.500000	47.7	202.0	V	7.0	57.4	-9.7	26.3	74
10447.500000	54.7	202.0	H	108.0	64.5	-9.8	19.3	74
11935.000000	49.1	202.0	V	0.0	60.8	-11.7	24.9	74
12641.250000	52.5	202.0	H	0.0	67.0	-14.5	21.5	74
15660.000000	60.3	102.0	H	6.0	79.1	-18.8	13.7	74
17308.750000	63.0	102.0	V	0.0	87.2	-24.2	11.0	74

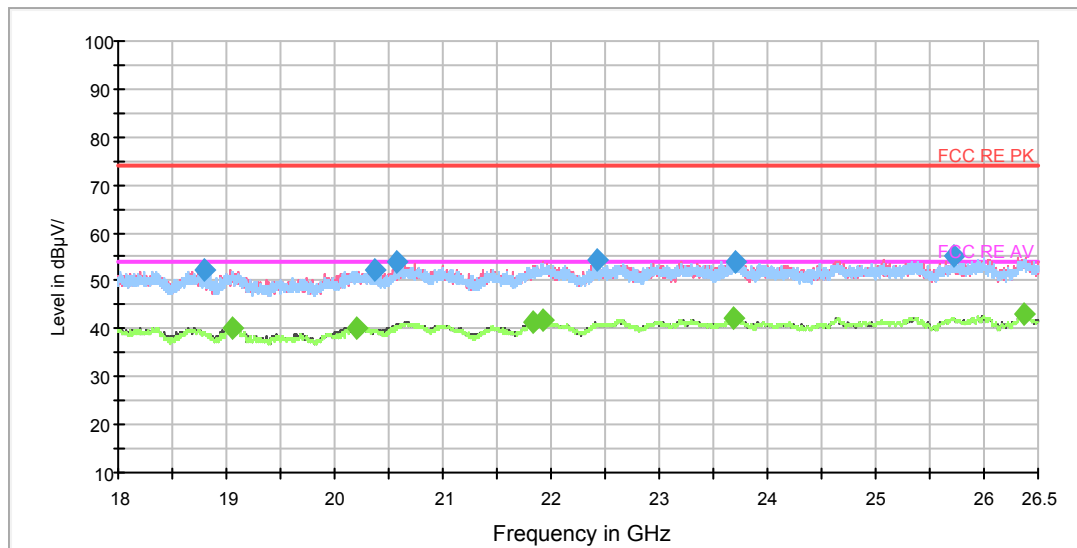
Remark: 1. Correction Factor = Antenna factor+ Insertion loss (cable loss + amplifier gain)

Frequency (MHz)	Average (dBuV/m)	Height (cm)	Polarization	Azimuth (deg)	Reading value (dBuV/m)	Correct Factor (dB)	Margin (dB)	Limit (dBuV/m)
9155.000000	35.6	202.0	V	0.0	45.9	-10.3	18.4	54
10312.500000	41.5	102.0	H	33.0	51.5	-10.0	12.5	54
11958.750000	36.8	202.0	H	0.0	48.7	-11.9	17.2	54
12638.750000	40.5	102.0	H	88.0	54.9	-14.4	13.5	54
15647.500000	46.4	102.0	H	6.0	65.5	-19.1	7.6	54
17998.750000	50.7	202.0	H	218.0	76.1	-25.4	3.3	54

Remark: 1. Correction Factor = Antenna factor+ Insertion loss (cable loss + amplifier gain)



RE 18-26.5GHz PK+AV



Radiates Emission from 18GHz to 26.5GHz

Frequency (MHz)	Peak (dBuV/m)	Polarization	Azimuth (deg)	Reading value (dBuV/m)	Correct Factor (dB)	Margin (dB)	Limit (dBuV/m)
18790.500000	52.3	H	132.0	56.9	-4.6	21.7	74
20373.625000	52.5	V	240.0	58.6	-6.1	21.5	74
20579.750000	53.8	V	117.0	60.2	-6.4	20.2	74
22422.125000	54.3	H	105.0	61.3	-7.0	19.7	74
23705.625000	54.1	V	270.0	60.0	-5.9	19.9	74
25714.812500	55.3	H	159.0	60.9	-5.6	18.7	74

Remark: 1. Correction Factor = Antenna factor+ Insertion loss (cable loss + amplifier gain)

Frequency (MHz)	Average (dBuV/m)	Polarization	Azimuth (deg)	Reading value (dBuV/m)	Correct Factor (dB)	Margin (dB)	Limit (dBuV/m)
19058.250000	40.3	V	117.0	45.5	-5.2	13.7	54
20199.375000	40.3	H	228.0	46.2	-5.9	13.7	54
21826.062500	41.4	H	90.0	49.4	-8.0	12.6	54
21918.500000	41.9	V	90.0	49.9	-8.0	12.1	54
23689.687500	42.3	V	145.0	48.2	-5.9	11.7	54
26373.562500	43.0	H	118.0	48.4	-5.4	11.0	54

Remark: 1. Correction Factor = Antenna factor+ Insertion loss (cable loss + amplifier gain)

RE 26.5-40GHz PK+AV



Radiates Emission from 26.5GHz to 40GHz

Frequency (MHz)	Peak (dBuV/m)	Height (cm)	Polarization	Azimuth (deg)	Reading value (dBuV/m)	Correct Factor (dB)	Margin (dB)	Limit (dBuV/m)
27995.125000	43.8	101.0	H	83.0	45.5	-1.7	30.2	74
30276.625000	44.4	101.0	H	60.0	44.8	-0.4	29.6	74
32090.687500	47.5	101.0	V	295.0	48.0	-0.5	26.5	74
32823.062500	45.2	101.0	V	300.0	46.0	-0.8	28.8	74
35224.375000	45.4	101.0	H	60.0	46.0	-0.6	28.6	74
38859.250000	47.7	101.0	V	100.0	44.9	2.8	26.3	74

Remark: 1. Correction Factor = Antenna factor+ Insertion loss (cable loss + amplifier gain)

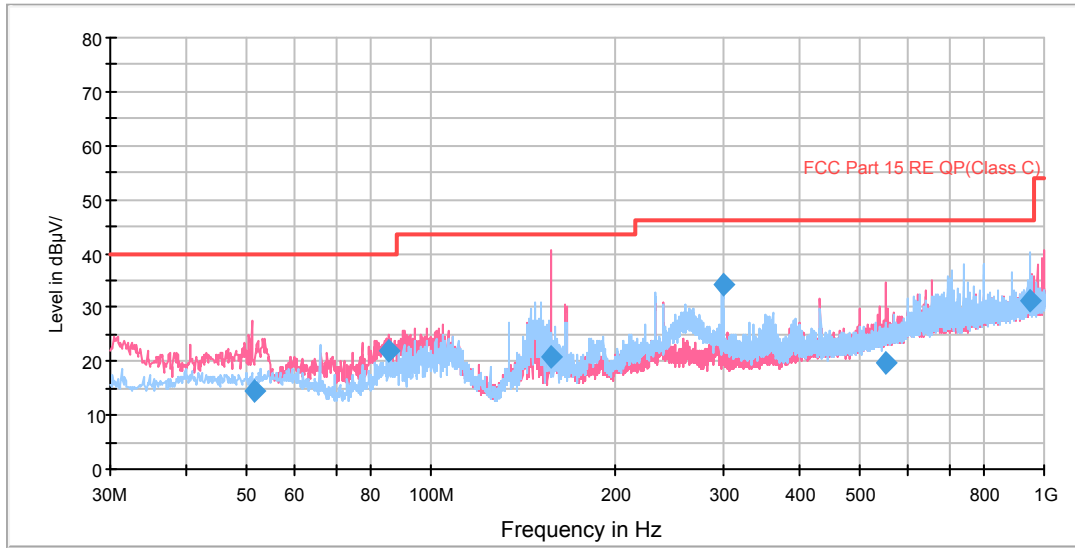
Frequency (MHz)	Average (dBuV/m)	Height (cm)	Polarization	Azimuth (deg)	Reading value (dBuV/m)	Correct Factor (dB)	Margin (dB)	Limit (dBuV/m)
28366.375000	35.3	101.0	H	60.0	36.8	-1.5	18.7	54
30286.750000	36.8	101.0	H	199.0	37.2	-0.4	17.2	54
31564.187500	38.1	101.0	H	93.0	38.6	-0.5	15.9	54
33356.312500	37.8	101.0	V	267.0	38.8	-1.0	16.2	54
35261.500000	37.0	101.0	V	161.0	37.6	-0.6	17.0	54
39976.375000	38.8	101.0	H	240.0	36.5	2.3	15.2	54

Remark: 1. Correction Factor = Antenna factor+ Insertion loss (cable loss + amplifier gain)



MIMO 802.11ac (HT80) CH155

FCC RE 0.03-1GHz QP Class C

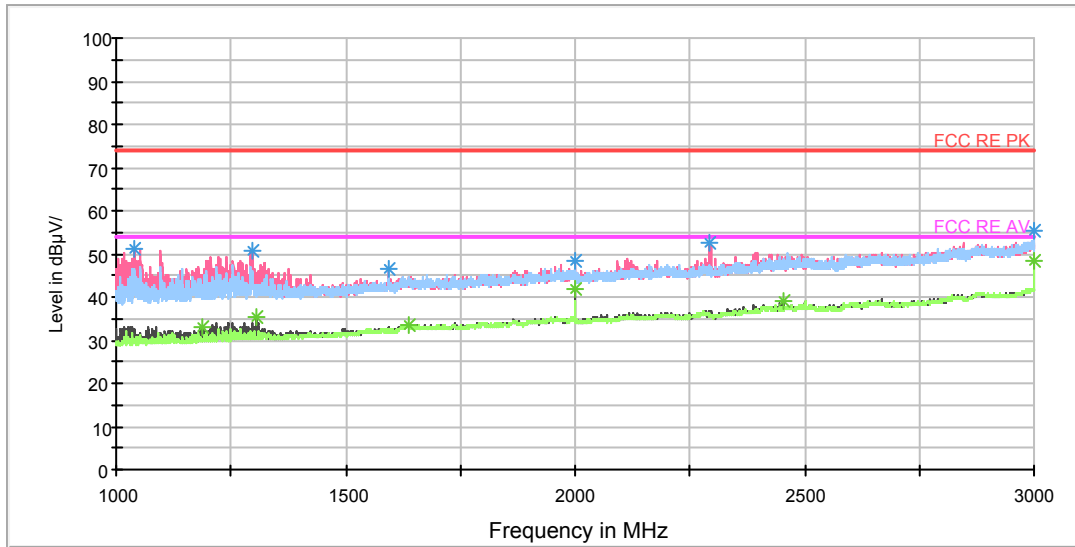


Radiates Emission from 30MHz to 1GHz

Frequency (MHz)	Quasi-Peak (dBuV/m)	Height (cm)	Polarization	Azimuth (deg)	Reading value (dBuV/m)	Correct Factor (dB)	Margin (dB)	Limit (dBuV/m)
51.697500	14.4	100.0	V	30.0	27.3	-12.9	25.6	40.0
85.531250	22.1	113.0	V	346.0	32.5	-10.4	17.9	40.0
157.593750	20.9	100.0	V	11.0	30.5	-9.6	22.6	43.5
299.296250	34.3	100.0	H	255.0	49.7	-15.4	11.7	46.0
550.086250	19.8	100.0	V	249.0	40.8	-21.0	26.2	46.0
951.493750	31.3	100.0	H	324.0	57.3	-26.0	14.7	46.0

- Remark: 1. Quasi-Peak = Reading value + Correction factor  
 2. Correction Factor = Antenna factor+ Insertion loss(cable loss+amplifier gain)  
 3. Margin = Limit – Quasi-Peak

RE 1G-3GHz PK+AV



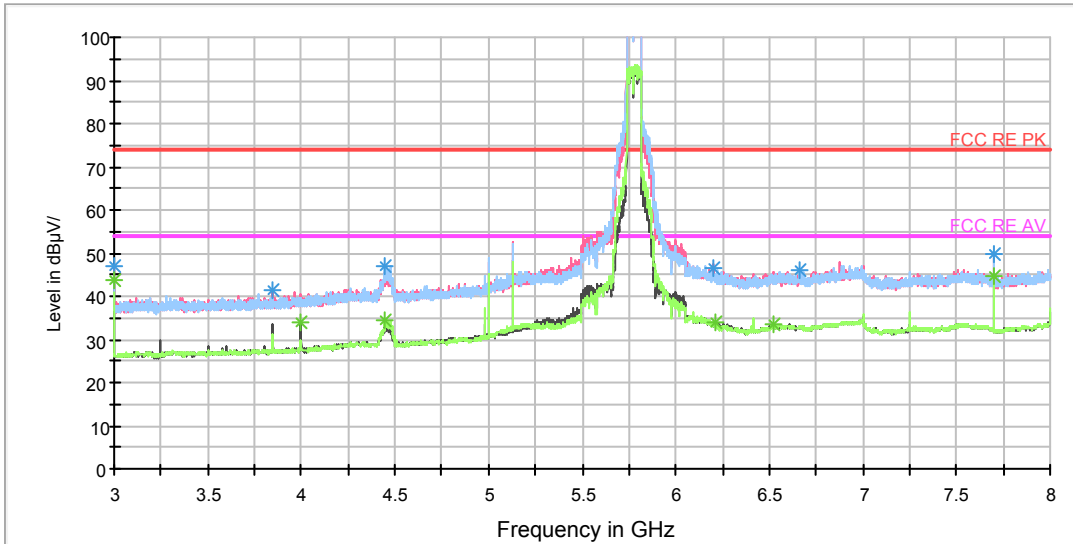
Radiates Emission from 1GHz to 3GHz

Frequency (MHz)	Peak (dBuV/m)	Height (cm)	Polarization	Azimuth (deg)	Reading value (dBuV/m)	Correct Factor (dB)	Margin (dB)	Limit (dBuV/m)
1037.500000	51.2	102.0	V	304.0	60.3	-9.1	22.8	74
1295.000000	50.8	102.0	V	160.0	58.6	-7.8	23.2	74
1594.000000	46.6	102.0	V	286.0	53.0	-6.4	27.4	74
2000.000000	48.2	202.0	V	319.0	51.6	-3.4	25.8	74
2294.000000	52.7	102.0	V	160.0	54.6	-1.9	21.3	74
3000.000000	55.5	202.0	V	23.0	57.8	-2.3	18.5	74

Remark: 1. Correction Factor = Antenna factor+ Insertion loss (cable loss + amplifier gain)

Frequency (MHz)	Average (dBuV/m)	Height (cm)	Polarization	Azimuth (deg)	Reading value (dBuV/m)	Correct Factor (dB)	Margin (dB)	Limit (dBuV/m)
1186.000000	33.2	102.0	V	277.0	41.3	-8.1	20.8	54
1304.750000	35.2	102.0	V	286.0	43.0	-7.8	18.8	54
1639.000000	33.6	202.0	H	0.0	38.3	-4.7	20.4	54
2000.250000	41.8	202.0	V	319.0	45.2	-3.4	12.2	54
2456.000000	38.9	102.0	V	169.0	39.4	-0.5	15.1	54
3000.000000	48.5	202.0	V	23.0	50.8	-2.3	5.5	54

Remark: 1. Correction Factor = Antenna factor+ Insertion loss (cable loss + amplifier gain)



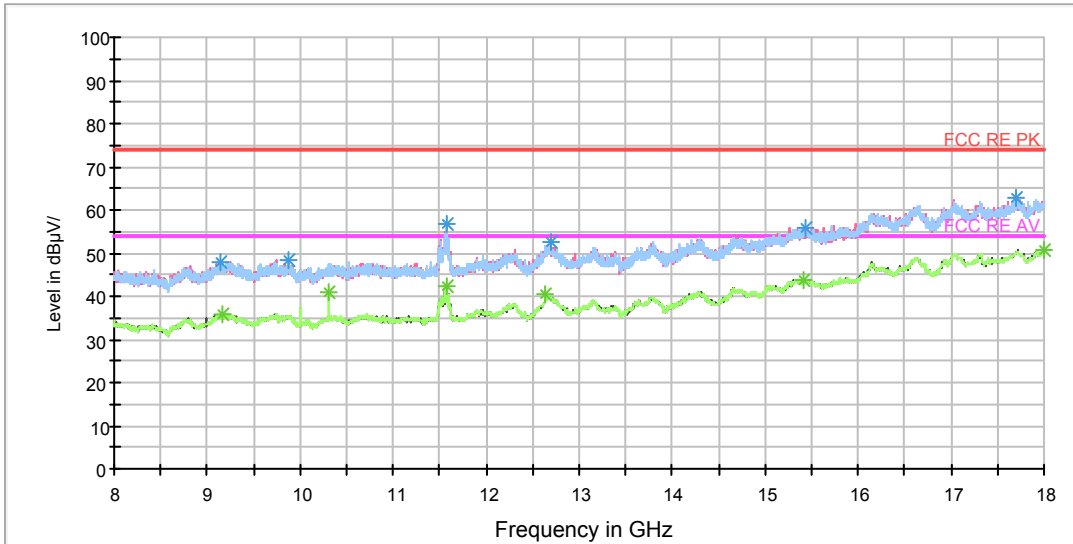
Note: The signal beyond the limit is carrier.  
Radiates Emission from 3GHz to 8GHz

Frequency (MHz)	Peak (dBuV/m)	Height (cm)	Polarization	Azimuth (deg)	Reading value (dBuV/m)	Correct Factor (dB)	Margin (dB)	Limit (dBuV/m)
3000.000000	46.8	202.0	V	184.0	50.0	-3.2	27.2	74
3850.000000	41.3	102.0	V	204.0	42.9	-1.6	32.7	74
4450.000000	47.1	202.0	H	225.0	47.3	-0.2	26.9	74
7700.000000	50.0	102.0	H	260.0	56.8	-6.8	24.0	74
6198.125000	46.4	202.0	V	61.0	51.8	-5.4	27.6	74
6663.750000	45.9	202.0	H	0.0	51.4	-5.5	28.1	74

Remark: 1. Correction Factor = Antenna factor+ Insertion loss (cable loss + amplifier gain)

Frequency (MHz)	Average (dBuV/m)	Height (cm)	Polarization	Azimuth (deg)	Reading value (dBuV/m)	Correct Factor (dB)	Margin (dB)	Limit (dBuV/m)
3000.000000	43.5	202.0	V	184.0	46.7	-3.2	10.5	54
4000.000000	33.8	202.0	V	184.0	34.9	-1.1	20.2	54
4450.000000	34.5	202.0	H	225.0	34.7	-0.2	19.5	54
7700.000000	44.7	102.0	H	260.0	51.5	-6.8	9.3	54
6210.000000	34.0	202.0	V	61.0	39.4	-5.4	20.0	54
6525.000000	33.3	102.0	H	134.0	38.8	-5.5	20.7	54

Remark: 1. Correction Factor = Antenna factor+ Insertion loss (cable loss + amplifier gain)



Radiates Emission from 8GHz to 18GHz

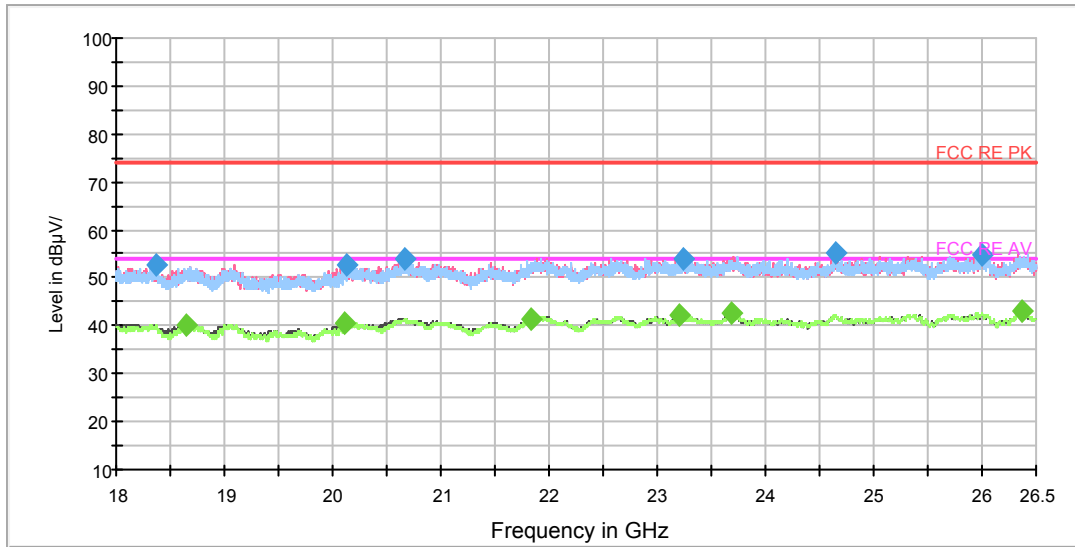
Frequency (MHz)	Peak (dBuV/m)	Height (cm)	Polarization	Azimuth (deg)	Reading value (dBuV/m)	Correct Factor (dB)	Margin (dB)	Limit (dBuV/m)
9148.750000	48.1	102.0	H	0.0	58.2	-10.1	25.9	74
9867.500000	48.2	202.0	H	0.0	58.6	-10.4	25.8	74
11568.750000	56.7	102.0	H	35.0	67.7	-11.0	17.3	74
12701.250000	52.7	202.0	H	350.0	66.8	-14.1	21.3	74
15437.500000	55.9	202.0	H	216.0	75.4	-19.5	18.1	74
17696.250000	62.9	202.0	V	170.0	87.6	-24.7	11.1	74

Remark: 1. Correction Factor = Antenna factor+ Insertion loss (cable loss + amplifier gain)

Frequency (MHz)	Average (dBuV/m)	Height (cm)	Polarization	Azimuth (deg)	Reading value (dBuV/m)	Correct Factor (dB)	Margin (dB)	Limit (dBuV/m)
9156.250000	35.6	202.0	V	8.0	45.9	-10.3	18.4	54
10312.500000	41.1	102.0	H	35.0	51.1	-10.0	12.9	54
11571.250000	42.1	102.0	V	216.0	53.1	-11.0	11.9	54
12641.250000	40.6	202.0	V	0.0	55.1	-14.5	13.4	54
15422.500000	43.9	202.0	H	350.0	63.3	-19.4	10.1	54
17995.000000	50.7	202.0	V	8.0	76.0	-25.3	3.3	54

Remark: 1. Correction Factor = Antenna factor+ Insertion loss (cable loss + amplifier gain)

RE 18-26.5GHz PK+AV



Radiates Emission from 18GHz to 26.5GHz

Frequency (MHz)	Peak (dBuV/m)	Polarization	Azimuth (deg)	Reading value (dBuV/m)	Correct Factor (dB)	Margin (dB)	Limit (dBuV/m)
18362.312500	52.7	V	270.0	56.0	-3.3	21.3	74
20135.625000	52.6	V	241.0	58.4	-5.8	21.4	74
20672.187500	53.8	H	90.0	60.4	-6.6	20.2	74
23246.625000	54.0	H	229.0	60.0	-6.0	20.0	74
24650.187500	55.1	V	214.0	61.1	-6.0	18.9	74
26001.687500	54.8	V	241.0	60.2	-5.4	19.2	74

Remark: 1. Correction Factor = Antenna factor+ Insertion loss (cable loss + amplifier gain)

Frequency (MHz)	Average (dBuV/m)	Polarization	Azimuth (deg)	Reading value (dBuV/m)	Correct Factor (dB)	Margin (dB)	Limit (dBuV/m)
18651.312500	40.3	V	172.0	44.6	-4.3	13.7	54
20108.000000	40.6	V	90.0	46.4	-5.8	13.4	54
21838.812500	41.4	V	228.0	49.4	-8.0	12.6	54
23196.687500	42.1	V	241.0	48.1	-6.0	11.9	54
23689.687500	42.5	V	270.0	48.4	-5.9	11.5	54
26366.125000	43.2	V	228.0	48.6	-5.4	10.8	54

Remark: 1. Correction Factor = Antenna factor+ Insertion loss (cable loss + amplifier gain)

RE 26.5-40GHz PK+AV



Radiates Emission from 26.5GHz to 40GHz

Frequency (MHz)	Peak (dBuV/m)	Height (cm)	Polarization	Azimuth (deg)	Reading value (dBuV/m)	Correct Factor (dB)	Margin (dB)	Limit (dBuV/m)
28371.437500	43.4	101.0	V	300.0	44.9	-1.5	30.6	74
30280.000000	44.3	101.0	V	300.0	44.7	-0.4	29.7	74
31550.687500	45.8	101.0	V	285.0	46.3	-0.5	28.2	74
33390.062500	45.5	101.0	V	238.0	46.5	-1.0	28.5	74
35296.937500	44.9	101.0	H	160.0	45.5	-0.6	29.1	74
38864.312500	47.7	101.0	V	248.0	44.9	2.8	26.3	74

Remark: 1. Correction Factor = Antenna factor+ Insertion loss (cable loss + amplifier gain)

Frequency (MHz)	Average (dBuV/m)	Height (cm)	Polarization	Azimuth (deg)	Reading value (dBuV/m)	Correct Factor (dB)	Margin (dB)	Limit (dBuV/m)
28351.187500	35.4	101.0	V	101.0	36.9	-1.5	18.6	54
30249.625000	36.2	101.0	V	191.0	36.6	-0.4	17.8	54
31036.000000	37.6	101.0	H	283.0	38.0	-0.4	16.4	54
32787.625000	37.4	101.0	H	160.0	38.2	-0.8	16.6	54
35264.875000	36.9	101.0	H	113.0	37.5	-0.6	17.1	54
39473.500000	38.6	101.0	V	248.0	35.9	2.7	15.4	54

Remark: 1. Correction Factor = Antenna factor+ Insertion loss (cable loss + amplifier gain)



### 5.6. Conducted Emission

#### Ambient condition

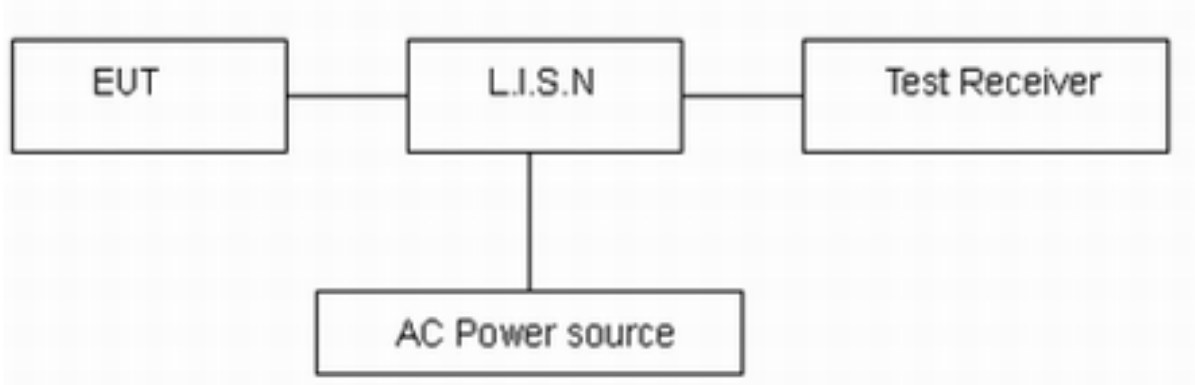
Temperature	Relative humidity	Pressure
23°C ~25°C	45%~50%	101.5kPa

#### Methods of Measurement

The EUT IS placed on a non-metallic table of 80cm height above the horizontal metal reference ground plane. During the test, the EUT was operating in its typical mode. The test method is according to ANSI C63.10-2013. Connect the AC power line of the EUT to the LISN Use EMI receiver to detect the average and Quasi-peak value. RBW is set to 9kHz, VBW is set to 30kHz The measurement result should include both L line and N line.

The test is in transmitting mode.

#### Test Setup



Note: AC Power source is used to change the voltage 110V/60Hz.

#### Limits

Frequency (MHz)	Conducted Limits(dBμV)	
	Quasi-peak	Average
0.15 - 0.5	66 to 56 *	56 to 46*
0.5 - 5	56	46
5 - 30	60	50

\*: Decreases with the logarithm of the frequency.

#### Measurement Uncertainty

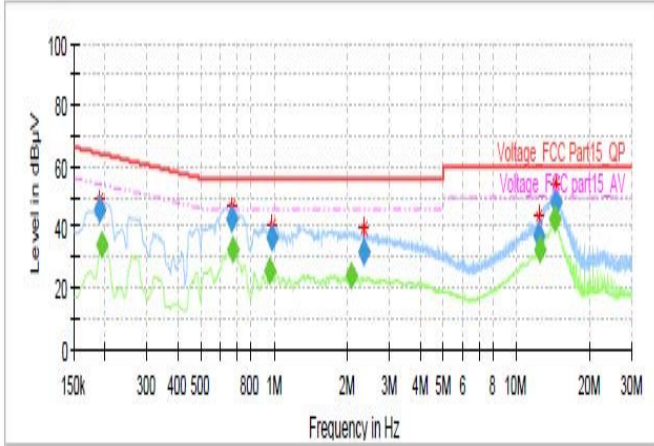
The assessed measurement uncertainty to ensure 95% confidence level for the normal distribution is with the coverage factor  $k = 1.96$ ,  $U = 2.69$  dB.

**Test Results:**

Following plots, Blue trace uses the peak detection and Green trace uses the average detection.

**SISO Antenna 3**

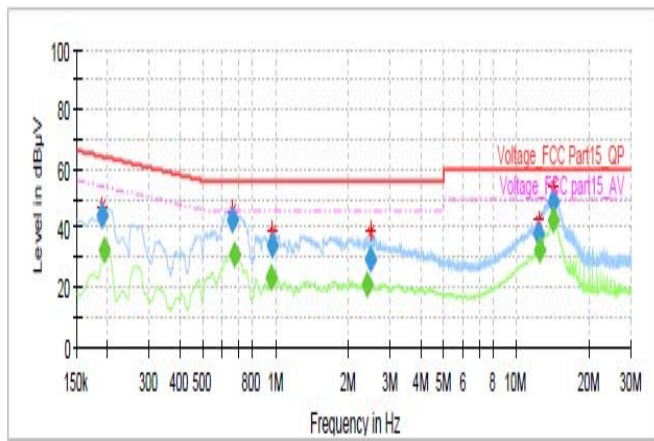
802.11a, Channel No.: 36, L Line



**Final Result**

Frequency (MHz)	QuasiPeak (dBµV)	Average (dBµV)	Limit (dBµV)	Margin (dB)	Meas. Time (ms)	Bandwidth (kHz)	Line	Filter	Corr. (dB)
0.190500	45.49	---	64.02	18.53	1000.0	9.000	L1	ON	19.2
0.195000	---	34.31	53.82	19.51	1000.0	9.000	L1	ON	19.2
0.667500	43.02	---	56.00	12.98	1000.0	9.000	L1	ON	19.3
0.681000	---	32.30	46.00	13.70	1000.0	9.000	L1	ON	19.3
0.964500	---	25.37	46.00	20.63	1000.0	9.000	L1	ON	19.2
0.982500	36.80	---	56.00	19.20	1000.0	9.000	L1	ON	19.2
2.091750	---	24.21	46.00	21.79	1000.0	9.000	L1	ON	19.1
2.348250	31.94	---	56.00	24.06	1000.0	9.000	L1	ON	19.0
12.356250	36.83	---	60.00	23.17	1000.0	9.000	L1	ON	19.4
12.475500	---	32.32	50.00	17.68	1000.0	9.000	L1	ON	19.4
14.475750	---	42.50	50.00	7.50	1000.0	9.000	L1	ON	19.5
14.536500	48.12	---	60.00	11.88	1000.0	9.000	L1	ON	19.5

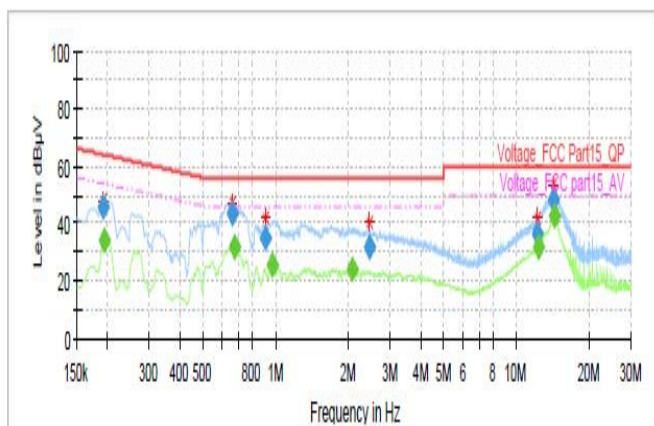
802.11a, Channel No.: 36, N Line



**Final Result**

Frequency (MHz)	QuasiPeak (dBµV)	Average (dBµV)	Limit (dBµV)	Margin (dB)	Meas. Time (ms)	Bandwidth (kHz)	Line	Filter	Corr. (dB)
0.190500	44.23	---	64.02	19.79	1000.0	9.000	N	ON	19.2
0.195000	---	32.55	53.82	21.27	1000.0	9.000	N	ON	19.2
0.665250	42.44	---	56.00	13.56	1000.0	9.000	N	ON	19.3
0.678750	---	31.28	46.00	14.72	1000.0	9.000	N	ON	19.3
0.964500	---	22.98	46.00	23.02	1000.0	9.000	N	ON	19.2
0.975750	34.17	---	56.00	21.83	1000.0	9.000	N	ON	19.2
2.411250	---	21.12	46.00	24.88	1000.0	9.000	N	ON	19.0
2.472000	29.29	---	56.00	26.71	1000.0	9.000	N	ON	19.0
12.381000	37.66	---	60.00	22.34	1000.0	9.000	N	ON	19.4
12.459750	---	32.83	50.00	17.17	1000.0	9.000	N	ON	19.4
14.327250	---	43.00	50.00	7.00	1000.0	9.000	N	ON	19.4
14.336250	48.66	---	60.00	11.34	1000.0	9.000	N	ON	19.4

802.11a, Channel No.: 40, L Line

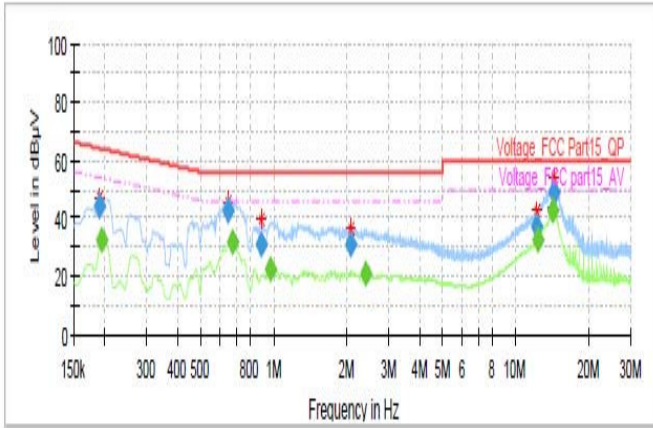


**Final Result**

Frequency (MHz)	QuasiPeak (dBµV)	Average (dBµV)	Limit (dBµV)	Margin (dB)	Meas. Time (ms)	Bandwidth (kHz)	Line	Filter	Corr. (dB)
0.192750	45.69	---	63.92	18.23	1000.0	9.000	L1	ON	19.2
0.195000	---	34.10	53.82	19.72	1000.0	9.000	L1	ON	19.2
0.663000	43.46	---	56.00	12.54	1000.0	9.000	L1	ON	19.3
0.678750	---	32.13	46.00	13.87	1000.0	9.000	L1	ON	19.3
0.908250	35.20	---	56.00	20.80	1000.0	9.000	L1	ON	19.2
0.966750	---	25.29	46.00	20.71	1000.0	9.000	L1	ON	19.2
2.091750	---	24.23	46.00	21.77	1000.0	9.000	L1	ON	19.1
2.456250	31.89	---	56.00	24.11	1000.0	9.000	L1	ON	19.0
12.252750	36.26	---	60.00	23.74	1000.0	9.000	L1	ON	19.4
12.417000	---	31.96	50.00	18.04	1000.0	9.000	L1	ON	19.4
14.347500	48.22	---	60.00	11.78	1000.0	9.000	L1	ON	19.5
14.457750	---	42.57	50.00	7.43	1000.0	9.000	L1	ON	19.5



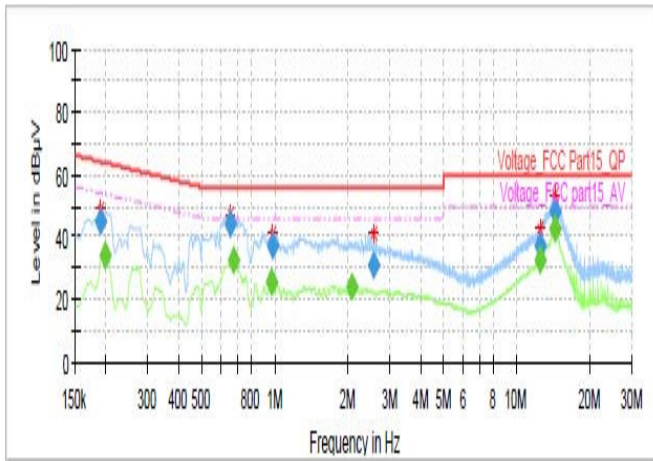
802.11a, Channel No.: 40, N Line



Final Result

Frequency (MHz)	QuasiPeak (dBµV)	Average (dBµV)	Limit (dBµV)	Margin (dB)	Meas. Time (ms)	Bandwidth (kHz)	Line	Filter	Corr. (dB)
0.190500	44.05	---	64.02	19.96	1000.0	9.000	N	ON	19.2
0.195000	---	32.40	53.82	21.42	1000.0	9.000	N	ON	19.2
0.645000	42.53	---	56.00	13.47	1000.0	9.000	N	ON	19.3
0.681000	---	31.50	46.00	14.50	1000.0	9.000	N	ON	19.3
0.885750	31.39	---	56.00	24.61	1000.0	9.000	N	ON	19.2
0.975750	---	22.57	46.00	23.43	1000.0	9.000	N	ON	19.2
2.094000	30.96	---	56.00	25.04	1000.0	9.000	N	ON	19.1
2.413500	---	21.09	46.00	24.91	1000.0	9.000	N	ON	19.0
12.228000	36.86	---	60.00	23.14	1000.0	9.000	N	ON	19.4
12.432750	---	32.74	50.00	17.26	1000.0	9.000	N	ON	19.4
14.329500	---	42.98	50.00	7.02	1000.0	9.000	N	ON	19.4
14.358750	48.64	---	60.00	11.36	1000.0	9.000	N	ON	19.4

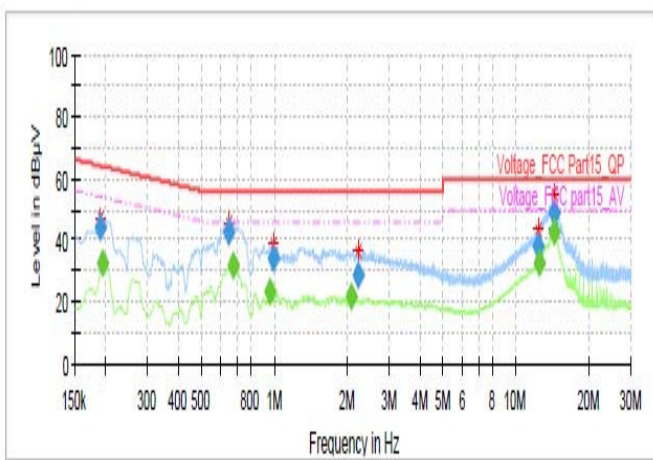
802.11a, Channel No.: 48, L Line



Final Result

Frequency (MHz)	QuasiPeak (dBµV)	Average (dBµV)	Limit (dBµV)	Margin (dB)	Meas. Time (ms)	Bandwidth (kHz)	Line	Filter	Corr. (dB)
0.190500	45.30	---	64.02	18.72	1000.0	9.000	L1	ON	19.2
0.195000	---	34.09	53.63	19.54	1000.0	9.000	L1	ON	19.2
0.656250	43.90	---	56.00	12.10	1000.0	9.000	L1	ON	19.3
0.681000	---	32.36	46.00	13.64	1000.0	9.000	L1	ON	19.3
0.966750	---	25.32	46.00	20.68	1000.0	9.000	L1	ON	19.2
0.980250	36.82	---	56.00	19.18	1000.0	9.000	L1	ON	19.2
2.091750	---	24.24	46.00	21.76	1000.0	9.000	L1	ON	19.1
2.568750	31.21	---	56.00	24.79	1000.0	9.000	L1	ON	19.0
12.475500	---	32.18	50.00	17.82	1000.0	9.000	L1	ON	19.4
12.477750	37.41	---	60.00	22.59	1000.0	9.000	L1	ON	19.4
14.381250	---	42.44	50.00	7.56	1000.0	9.000	L1	ON	19.5
14.401500	48.26	---	60.00	11.74	1000.0	9.000	L1	ON	19.5

802.11a, Channel No.: 48, N Line

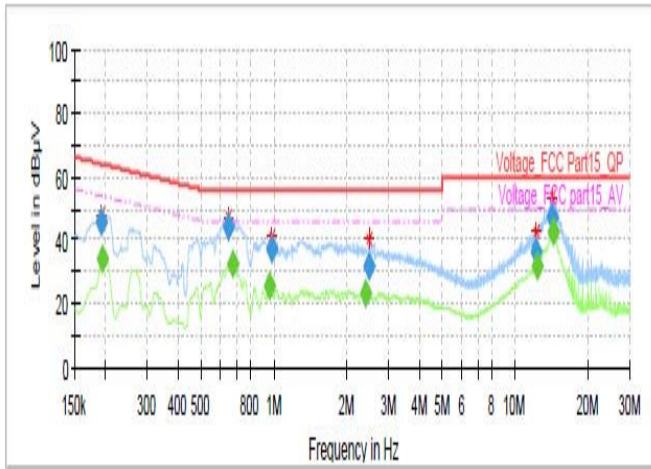


Final Result

Frequency (MHz)	QuasiPeak (dBµV)	Average (dBµV)	Limit (dBµV)	Margin (dB)	Meas. Time (ms)	Bandwidth (kHz)	Line	Filter	Corr. (dB)
0.190500	44.02	---	64.02	19.99	1000.0	9.000	N	ON	19.2
0.195000	---	32.42	53.82	21.40	1000.0	9.000	N	ON	19.2
0.645000	42.49	---	56.00	13.51	1000.0	9.000	N	ON	19.3
0.681000	---	31.57	46.00	14.43	1000.0	9.000	N	ON	19.3
0.964500	---	23.04	46.00	22.96	1000.0	9.000	N	ON	19.2
0.993750	34.03	---	56.00	21.97	1000.0	9.000	N	ON	19.2
2.091750	---	21.91	46.00	24.09	1000.0	9.000	N	ON	19.1
2.238000	28.70	---	56.00	27.30	1000.0	9.000	N	ON	19.1
12.435000	37.88	---	60.00	22.12	1000.0	9.000	N	ON	19.4
12.473250	---	32.91	50.00	17.09	1000.0	9.000	N	ON	19.4
14.372250	48.65	---	60.00	11.35	1000.0	9.000	N	ON	19.5
14.381250	---	42.98	50.00	7.02	1000.0	9.000	N	ON	19.5



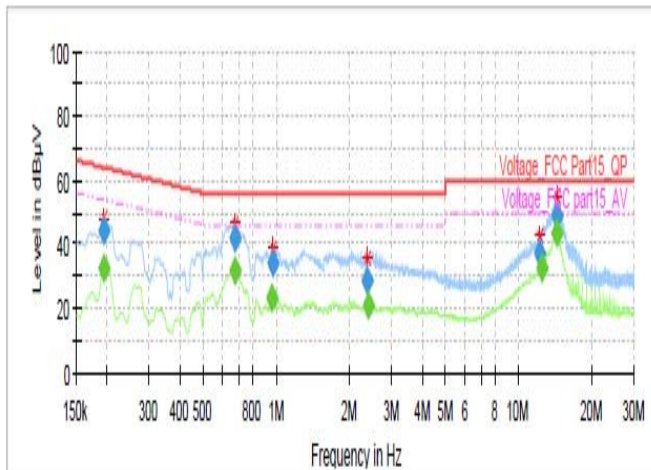
802.11a, Channel No.: 149, L Line



Final Result

Frequency (MHz)	QuasiPeak (dBµV)	Average (dBµV)	Limit (dBµV)	Margin (dB)	Meas. Time (ms)	Bandwidth (kHz)	Line	Filter	Corr. (dB)
0.192750	45.58	---	63.92	18.33	1000.0	9,000	L1	ON	19.2
0.195000	---	34.09	53.82	19.73	1000.0	9,000	L1	ON	19.2
0.651750	43.84	---	56.00	12.16	1000.0	9,000	L1	ON	19.3
0.678750	---	32.41	46.00	13.59	1000.0	9,000	L1	ON	19.3
0.962250	---	25.28	46.00	20.72	1000.0	9,000	L1	ON	19.2
0.982500	36.82	---	56.00	19.18	1000.0	9,000	L1	ON	19.2
2.413500	---	23.44	46.00	22.56	1000.0	9,000	L1	ON	19.0
2.499000	31.60	---	56.00	24.40	1000.0	9,000	L1	ON	19.0
12.214500	36.11	---	60.00	23.89	1000.0	9,000	L1	ON	19.4
12.435000	---	32.06	50.00	17.94	1000.0	9,000	L1	ON	19.4
14.232750	47.59	---	60.00	12.41	1000.0	9,000	L1	ON	19.5
14.466750	---	42.42	50.00	7.58	1000.0	9,000	L1	ON	19.5

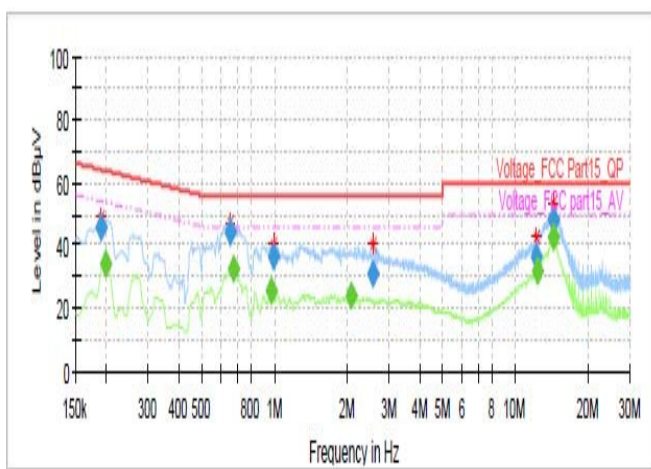
802.11a, Channel No.: 149, N Line



Final Result

Frequency (MHz)	QuasiPeak (dBµV)	Average (dBµV)	Limit (dBµV)	Margin (dB)	Meas. Time (ms)	Bandwidth (kHz)	Line	Filter	Corr. (dB)
0.195000	---	32.37	53.82	21.46	1000.0	9,000	N	ON	19.2
0.195000	44.05	---	63.82	19.77	1000.0	9,000	N	ON	19.2
0.674250	41.81	---	56.00	14.19	1000.0	9,000	N	ON	19.3
0.678750	---	31.51	46.00	14.49	1000.0	9,000	N	ON	19.3
0.964500	---	22.92	46.00	23.08	1000.0	9,000	N	ON	19.2
0.975750	34.16	---	56.00	21.84	1000.0	9,000	N	ON	19.2
2.384250	28.74	---	56.00	27.26	1000.0	9,000	N	ON	19.0
2.413500	---	21.10	46.00	24.90	1000.0	9,000	N	ON	19.0
12.297750	37.19	---	60.00	22.81	1000.0	9,000	N	ON	19.4
12.457500	---	32.82	50.00	17.18	1000.0	9,000	N	ON	19.4
14.390250	---	43.03	50.00	6.97	1000.0	9,000	N	ON	19.5
14.444250	48.56	---	60.00	11.44	1000.0	9,000	N	ON	19.5

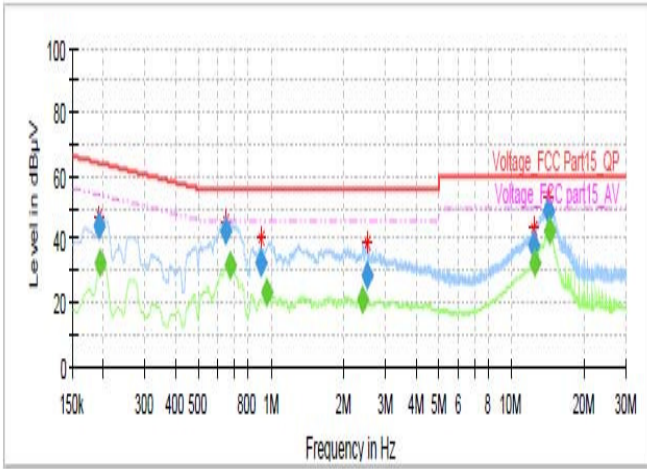
802.11a, Channel No.: 157, L Line



Final Result

Frequency (MHz)	QuasiPeak (dBµV)	Average (dBµV)	Limit (dBµV)	Margin (dB)	Meas. Time (ms)	Bandwidth (kHz)	Line	Filter	Corr. (dB)
0.190500	45.43	---	64.02	18.59	1000.0	9,000	L1	ON	19.2
0.199500	---	34.14	53.63	19.49	1000.0	9,000	L1	ON	19.2
0.654000	44.09	---	56.00	11.91	1000.0	9,000	L1	ON	19.3
0.681000	---	32.36	46.00	13.64	1000.0	9,000	L1	ON	19.3
0.966750	---	25.35	46.00	20.65	1000.0	9,000	L1	ON	19.2
0.996000	36.43	---	56.00	19.57	1000.0	9,000	L1	ON	19.2
2.091750	---	24.19	46.00	21.81	1000.0	9,000	L1	ON	19.1
2.562000	30.99	---	56.00	25.01	1000.0	9,000	L1	ON	19.0
12.311250	36.65	---	60.00	23.35	1000.0	9,000	L1	ON	19.4
12.448500	---	32.10	50.00	17.90	1000.0	9,000	L1	ON	19.4
14.372250	48.08	---	60.00	11.92	1000.0	9,000	L1	ON	19.5
14.383500	---	42.56	50.00	7.44	1000.0	9,000	L1	ON	19.5

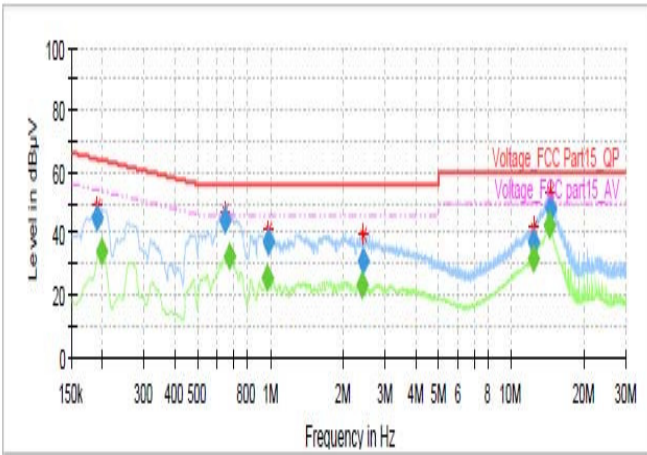
802.11a, Channel No.: 157, N Line



Final Result

Frequency (MHz)	QuasiPeak (dBµV)	Average (dBµV)	Limit (dBµV)	Margin (dB)	Meas. Time (ms)	Bandwidth (kHz)	Line	Filter	Corr. (dB)
0.192750	44.23	---	63.92	19.69	1000.0	9.000	N	ON	19.2
0.195000	---	32.37	53.82	21.45	1000.0	9.000	N	ON	19.2
0.645000	42.58	---	56.00	13.42	1000.0	9.000	N	ON	19.3
0.681000	---	31.45	46.00	14.55	1000.0	9.000	N	ON	19.3
0.908250	32.35	---	56.00	23.65	1000.0	9.000	N	ON	19.2
0.964500	---	22.96	46.00	23.04	1000.0	9.000	N	ON	19.2
2.413500	---	21.19	46.00	24.81	1000.0	9.000	N	ON	19.0
2.503500	29.04	---	56.00	26.97	1000.0	9.000	N	ON	19.0
12.432750	37.90	---	60.00	22.10	1000.0	9.000	N	ON	19.4
12.475500	---	32.89	50.00	17.11	1000.0	9.000	N	ON	19.4
14.255250	48.48	---	60.00	11.52	1000.0	9.000	N	ON	19.4
14.426250	---	42.83	50.00	7.17	1000.0	9.000	N	ON	19.5

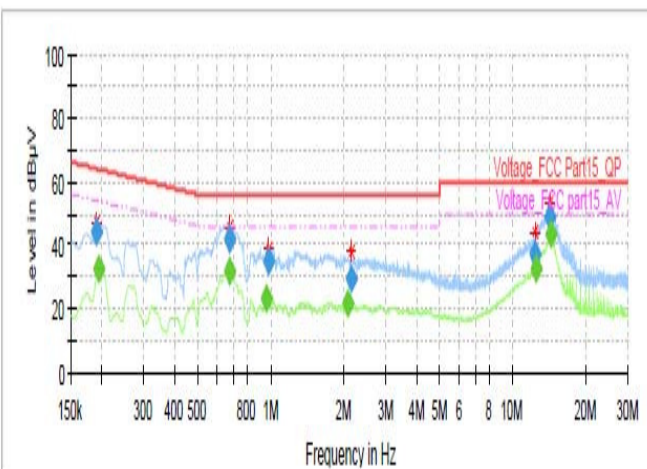
802.11a, Channel No.: 165, L Line



Final Result

Frequency (MHz)	QuasiPeak (dBµV)	Average (dBµV)	Limit (dBµV)	Margin (dB)	Meas. Time (ms)	Bandwidth (kHz)	Line	Filter	Corr. (dB)
0.190500	45.32	---	64.02	18.69	1000.0	9.000	L1	ON	19.2
0.199500	---	34.14	53.63	19.50	1000.0	9.000	L1	ON	19.2
0.645000	43.90	---	56.00	12.10	1000.0	9.000	L1	ON	19.3
0.681000	---	32.34	46.00	13.66	1000.0	9.000	L1	ON	19.3
0.966750	---	25.26	46.00	20.74	1000.0	9.000	L1	ON	19.2
0.982500	36.85	---	56.00	19.15	1000.0	9.000	L1	ON	19.2
2.413500	---	23.43	46.00	22.57	1000.0	9.000	L1	ON	19.0
2.431500	31.24	---	56.00	24.76	1000.0	9.000	L1	ON	19.0
12.444000	---	32.12	50.00	17.88	1000.0	9.000	L1	ON	19.4
12.446250	37.25	---	60.00	22.75	1000.0	9.000	L1	ON	19.4
14.433000	---	42.51	50.00	7.49	1000.0	9.000	L1	ON	19.5
14.559000	47.82	---	60.00	12.18	1000.0	9.000	L1	ON	19.5

802.11a, Channel No.: 165, N Line



Final Result

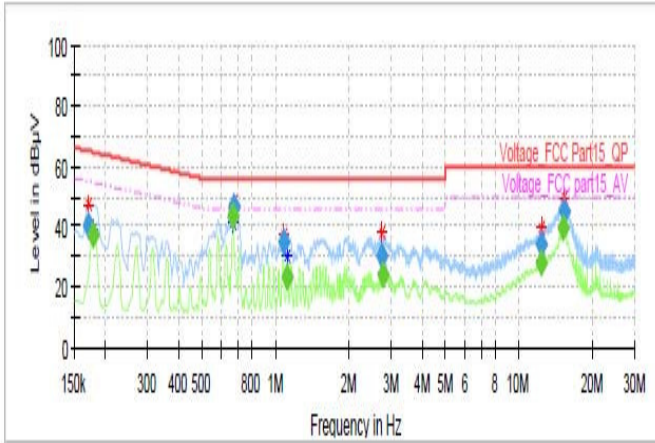
Frequency (MHz)	QuasiPeak (dBµV)	Average (dBµV)	Limit (dBµV)	Margin (dB)	Meas. Time (ms)	Bandwidth (kHz)	Line	Filter	Corr. (dB)
0.190500	44.05	---	64.02	19.96	1000.0	9.000	N	ON	19.2
0.195000	---	32.55	53.82	21.27	1000.0	9.000	N	ON	19.2
0.678750	---	31.48	46.00	14.52	1000.0	9.000	N	ON	19.3
0.678750	41.78	---	56.00	14.22	1000.0	9.000	N	ON	19.3
0.964500	---	22.98	46.00	23.02	1000.0	9.000	N	ON	19.2
0.982500	34.52	---	56.00	21.48	1000.0	9.000	N	ON	19.2
2.091750	---	21.97	46.00	24.03	1000.0	9.000	N	ON	19.1
2.150250	29.56	---	56.00	26.44	1000.0	9.000	N	ON	19.1
12.342750	37.45	---	60.00	22.55	1000.0	9.000	N	ON	19.4
12.477750	---	32.85	50.00	17.15	1000.0	9.000	N	ON	19.4
14.320500	48.58	---	60.00	11.42	1000.0	9.000	N	ON	19.4
14.394750	---	43.09	50.00	6.91	1000.0	9.000	N	ON	19.5





MIMO

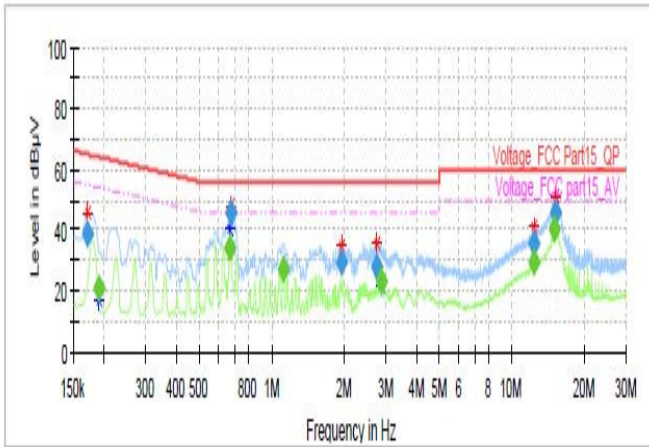
802.11n (HT20) , Channel No.: 36, L Line



Final Result

Frequency (MHz)	QuasiPeak (dBµV)	Average (dBµV)	Limit (dBµV)	Margin (dB)	Meas. Time (ms)	Bandwidth (kHz)	Line	Filter	Corr. (dB)
0.170250	40.02	---	64.95	24.93	1000.0	9.000	L1	ON	19.1
0.179250	---	37.20	54.52	17.32	1000.0	9.000	L1	ON	19.2
0.672000	---	43.20	46.00	2.80	1000.0	9.000	L1	ON	19.3
0.674250	46.88	---	56.00	9.12	1000.0	9.000	L1	ON	19.3
1.088250	34.63	---	56.00	21.37	1000.0	9.000	L1	ON	19.2
1.122000	---	23.47	46.00	22.53	1000.0	9.000	L1	ON	19.2
2.735250	29.89	---	56.00	26.11	1000.0	9.000	L1	ON	19.0
2.782500	---	23.94	46.00	22.06	1000.0	9.000	L1	ON	19.0
12.338250	---	28.24	50.00	21.76	1000.0	9.000	L1	ON	19.4
12.437250	34.44	---	60.00	25.56	1000.0	9.000	L1	ON	19.4
15.173250	---	39.28	50.00	10.72	1000.0	9.000	L1	ON	19.5
15.454500	45.31	---	60.00	14.69	1000.0	9.000	L1	ON	19.4

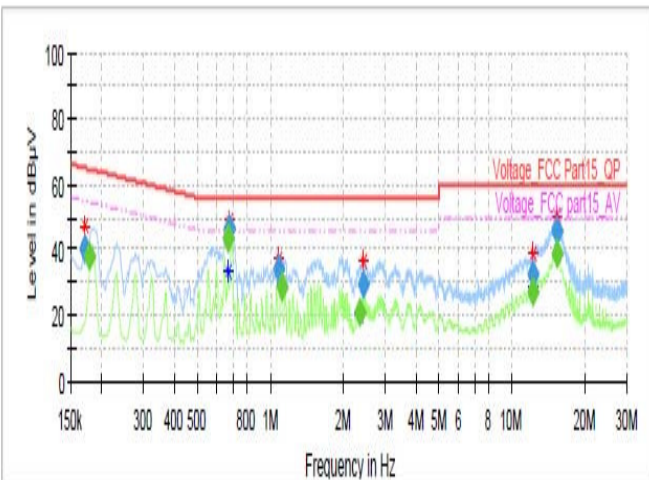
802.11n (HT20) , Channel No.: 36, N Line



Final Result

Frequency (MHz)	QuasiPeak (dBµV)	Average (dBµV)	Limit (dBµV)	Margin (dB)	Meas. Time (ms)	Bandwidth (kHz)	Line	Filter	Corr. (dB)
0.170250	38.68	---	64.95	26.27	1000.0	9.000	N	ON	19.2
0.190500	---	20.55	54.02	33.46	1000.0	9.000	N	ON	19.2
0.672000	---	34.43	46.00	11.57	1000.0	9.000	N	ON	19.3
0.676500	45.60	---	56.00	10.40	1000.0	9.000	N	ON	19.3
1.122000	---	27.16	46.00	18.84	1000.0	9.000	N	ON	19.2
1.954500	29.26	---	56.00	26.74	1000.0	9.000	N	ON	19.1
2.746500	27.58	---	56.00	28.42	1000.0	9.000	N	ON	19.0
2.859000	---	23.20	46.00	22.80	1000.0	9.000	N	ON	19.0
12.441750	---	29.77	50.00	20.23	1000.0	9.000	N	ON	19.4
12.444000	35.32	---	60.00	24.68	1000.0	9.000	N	ON	19.4
15.141750	---	40.04	50.00	9.96	1000.0	9.000	N	ON	19.5
15.202500	46.00	---	60.00	14.00	1000.0	9.000	N	ON	19.4

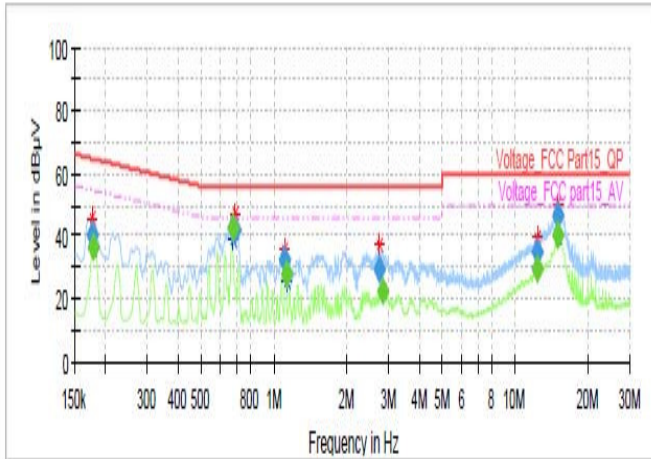
802.11n (HT20) , Channel No.: 40, L Line



Final Result

Frequency (MHz)	QuasiPeak (dBµV)	Average (dBµV)	Limit (dBµV)	Margin (dB)	Meas. Time (ms)	Bandwidth (kHz)	Line	Filter	Corr. (dB)
0.170250	40.39	---	64.95	24.56	1000.0	9.000	L1	ON	19.1
0.179250	---	37.77	54.52	16.76	1000.0	9.000	L1	ON	19.2
0.672000	---	43.11	46.00	2.89	1000.0	9.000	L1	ON	19.3
0.681000	46.58	---	56.00	9.42	1000.0	9.000	L1	ON	19.3
1.088250	34.42	---	56.00	21.58	1000.0	9.000	L1	ON	19.2
1.119750	---	28.68	46.00	17.32	1000.0	9.000	L1	ON	19.2
2.355000	---	20.68	46.00	25.32	1000.0	9.000	L1	ON	19.0
2.420250	29.75	---	56.00	26.25	1000.0	9.000	L1	ON	19.0
12.230250	32.85	---	60.00	27.15	1000.0	9.000	L1	ON	19.4
12.234750	---	26.99	50.00	23.01	1000.0	9.000	L1	ON	19.4
15.427500	46.04	---	60.00	13.96	1000.0	9.000	L1	ON	19.5
15.450000	---	39.05	50.00	10.95	1000.0	9.000	L1	ON	19.4

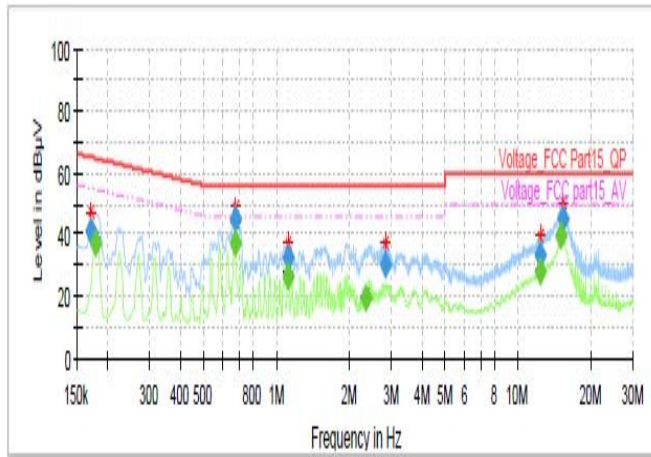
802.11n (HT20) , Channel No.: 40, N Line



Final Result

Frequency (MHz)	QuasiPeak (dBµV)	Average (dBµV)	Limit (dBµV)	Margin (dB)	Meas. Time (ms)	Bandwidth (kHz)	Line	Filter	Corr. (dB)
0.177000	40.61	---	64.63	24.01	1000.0	9.000	N	ON	19.2
0.179250	---	36.11	54.52	18.41	1000.0	9.000	N	ON	19.2
0.674250	---	42.29	46.00	3.71	1000.0	9.000	N	ON	19.3
0.690000	41.70	---	56.00	14.30	1000.0	9.000	N	ON	19.3
1.106250	32.21	---	56.00	23.79	1000.0	9.000	N	ON	19.2
1.131000	---	27.69	46.00	18.31	1000.0	9.000	N	ON	19.2
2.733000	29.09	---	56.00	26.91	1000.0	9.000	N	ON	19.0
2.827500	---	22.17	46.00	23.83	1000.0	9.000	N	ON	19.0
12.394500	34.74	---	60.00	25.26	1000.0	9.000	N	ON	19.4
12.441750	---	29.52	50.00	20.48	1000.0	9.000	N	ON	19.4
15.126000	46.61	---	60.00	13.39	1000.0	9.000	N	ON	19.5
15.141750	---	39.98	50.00	10.02	1000.0	9.000	N	ON	19.5

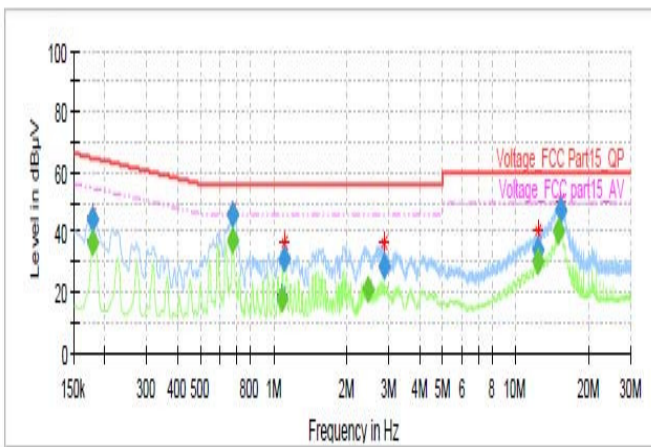
802.11n (HT20) , Channel No.: 48, L Line



Final Result

Frequency (MHz)	QuasiPeak (dBµV)	Average (dBµV)	Limit (dBµV)	Margin (dB)	Meas. Time (ms)	Bandwidth (kHz)	Line	Filter	Corr. (dB)
0.170250	40.72	---	64.95	24.23	1000.0	9.000	L1	ON	19.1
0.179250	---	37.43	54.52	17.09	1000.0	9.000	L1	ON	19.2
0.678750	---	37.55	46.00	8.45	1000.0	9.000	L1	ON	19.3
0.681000	44.72	---	56.00	11.28	1000.0	9.000	L1	ON	19.3
1.117500	32.90	---	56.00	23.10	1000.0	9.000	L1	ON	19.2
1.122000	---	26.26	46.00	19.74	1000.0	9.000	L1	ON	19.2
2.355000	---	19.17	46.00	26.83	1000.0	9.000	L1	ON	19.0
2.825250	30.02	---	56.00	25.98	1000.0	9.000	L1	ON	19.0
12.417000	---	27.96	50.00	22.04	1000.0	9.000	L1	ON	19.4
12.419250	33.44	---	60.00	26.56	1000.0	9.000	L1	ON	19.4
15.130500	---	39.17	50.00	10.83	1000.0	9.000	L1	ON	19.5
15.434250	45.24	---	60.00	14.76	1000.0	9.000	L1	ON	19.5

802.11n (HT20) , Channel No.: 48, N Line

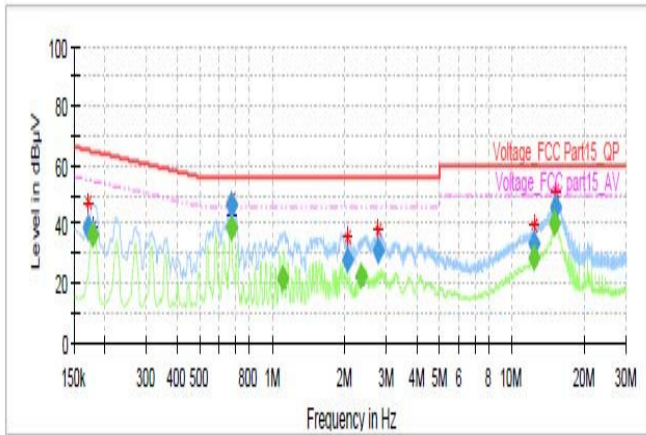


Final Result

Frequency (MHz)	QuasiPeak (dBµV)	Average (dBµV)	Limit (dBµV)	Margin (dB)	Meas. Time (ms)	Bandwidth (kHz)	Line	Filter	Corr. (dB)
0.179250	---	36.32	54.52	18.20	1000.0	9.000	N	ON	19.2
0.179250	44.11	---	64.52	20.41	1000.0	9.000	N	ON	19.2
0.676500	45.82	---	56.00	10.18	1000.0	9.000	N	ON	19.3
0.678750	---	37.32	46.00	8.68	1000.0	9.000	N	ON	19.3
1.088250	---	18.14	46.00	27.86	1000.0	9.000	N	ON	19.2
1.104000	31.33	---	56.00	24.67	1000.0	9.000	N	ON	19.2
2.460750	---	21.23	46.00	24.77	1000.0	9.000	N	ON	19.0
2.859000	28.61	---	56.00	27.39	1000.0	9.000	N	ON	19.0
12.441750	---	30.45	50.00	19.55	1000.0	9.000	N	ON	19.4
12.448500	34.30	---	60.00	25.70	1000.0	9.000	N	ON	19.4
15.141750	---	39.98	50.00	10.02	1000.0	9.000	N	ON	19.5
15.443250	47.01	---	60.00	12.99	1000.0	9.000	N	ON	19.4



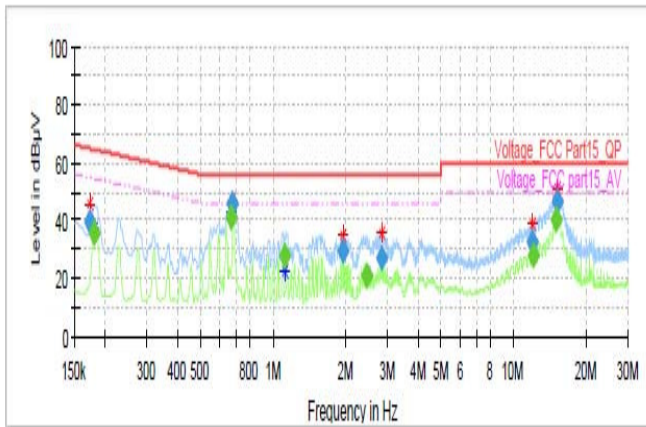
802.11n (HT20) , Channel No.: 149, L Line



Final Result

Frequency (MHz)	QuasiPeak (dBµV)	Average (dBµV)	Limit (dBµV)	Margin (dB)	Meas. Time (ms)	Bandwidth (kHz)	Line	Filter	Corr. (dB)
0.170250	38.92	---	64.95	26.03	1000.0	9.000	L1	ON	19.1
0.179250	---	36.50	54.52	18.03	1000.0	9.000	L1	ON	19.2
0.676500	46.71	---	56.00	9.29	1000.0	9.000	L1	ON	19.3
0.678750	---	38.71	46.00	7.29	1000.0	9.000	L1	ON	19.3
1.108500	---	21.82	46.00	24.18	1000.0	9.000	L1	ON	19.2
2.058000	27.55	---	56.00	28.45	1000.0	9.000	L1	ON	19.1
2.355000	---	22.28	46.00	23.72	1000.0	9.000	L1	ON	19.0
2.782500	30.85	---	56.00	25.15	1000.0	9.000	L1	ON	19.0
12.336000	33.37	---	60.00	26.63	1000.0	9.000	L1	ON	19.4
12.338250	---	28.30	50.00	21.70	1000.0	9.000	L1	ON	19.4
15.150750	---	40.18	50.00	9.82	1000.0	9.000	L1	ON	19.5
15.272250	45.76	---	60.00	14.24	1000.0	9.000	L1	ON	19.5

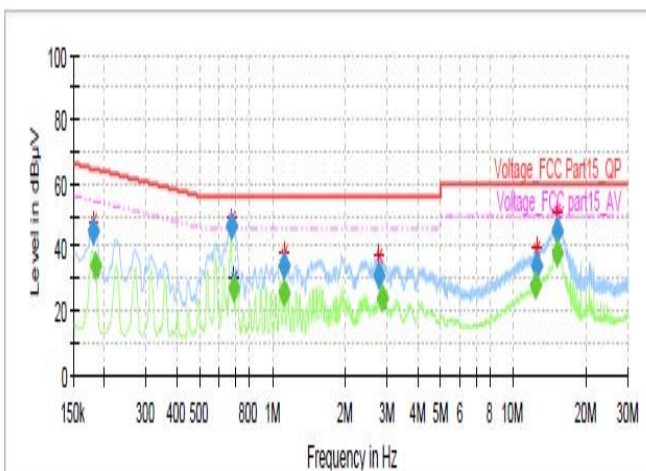
802.11n (HT20) , Channel No.: 149, N Line



Final Result

Frequency (MHz)	QuasiPeak (dBµV)	Average (dBµV)	Limit (dBµV)	Margin (dB)	Meas. Time (ms)	Bandwidth (kHz)	Line	Filter	Corr. (dB)
0.172500	39.42	---	64.84	25.42	1000.0	9.000	N	ON	19.2
0.181500	---	35.80	54.42	18.62	1000.0	9.000	N	ON	19.2
0.672000	---	41.22	46.00	4.78	1000.0	9.000	N	ON	19.3
0.676500	45.69	---	56.00	10.31	1000.0	9.000	N	ON	19.3
1.122000	---	27.54	46.00	18.46	1000.0	9.000	N	ON	19.2
1.947750	29.08	---	56.00	26.92	1000.0	9.000	N	ON	19.1
2.460750	---	21.18	46.00	24.82	1000.0	9.000	N	ON	19.0
2.832000	27.40	---	56.00	28.60	1000.0	9.000	N	ON	19.0
11.962500	32.20	---	60.00	27.80	1000.0	9.000	N	ON	19.4
12.066000	---	27.63	50.00	22.37	1000.0	9.000	N	ON	19.4
15.126000	---	40.16	50.00	9.84	1000.0	9.000	N	ON	19.5
15.243000	46.40	---	60.00	13.60	1000.0	9.000	N	ON	19.4

802.11n (HT20) , Channel No.: 157, L Line

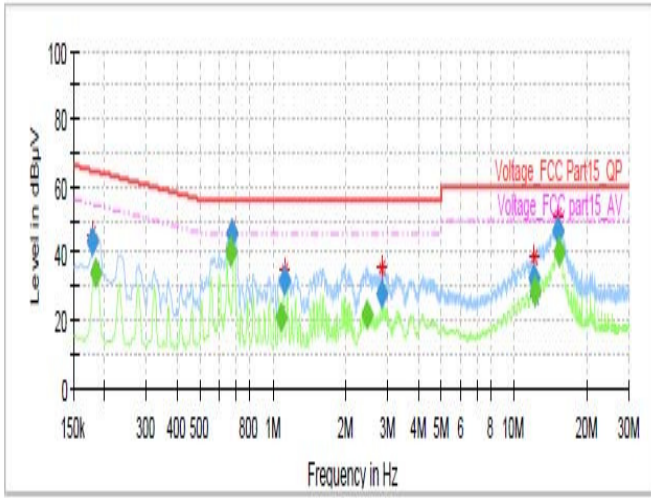


Final Result

Frequency (MHz)	QuasiPeak (dBµV)	Average (dBµV)	Limit (dBµV)	Margin (dB)	Meas. Time (ms)	Bandwidth (kHz)	Line	Filter	Corr. (dB)
0.181500	45.03	---	64.42	19.38	1000.0	9.000	L1	ON	19.2
0.183750	---	34.21	54.31	20.11	1000.0	9.000	L1	ON	19.2
0.676500	46.74	---	56.00	9.26	1000.0	9.000	L1	ON	19.3
0.692250	---	27.30	46.00	18.70	1000.0	9.000	L1	ON	19.3
1.115250	---	25.60	46.00	20.40	1000.0	9.000	L1	ON	19.2
1.115250	34.40	---	56.00	21.60	1000.0	9.000	L1	ON	19.2
2.764500	31.13	---	56.00	24.87	1000.0	9.000	L1	ON	19.0
2.859000	---	24.04	46.00	21.96	1000.0	9.000	L1	ON	19.0
12.338250	---	28.24	50.00	21.76	1000.0	9.000	L1	ON	19.4
12.477750	34.40	---	60.00	25.60	1000.0	9.000	L1	ON	19.4
15.166500	45.26	---	60.00	14.74	1000.0	9.000	L1	ON	19.5
15.276750	---	38.06	50.00	11.94	1000.0	9.000	L1	ON	19.5



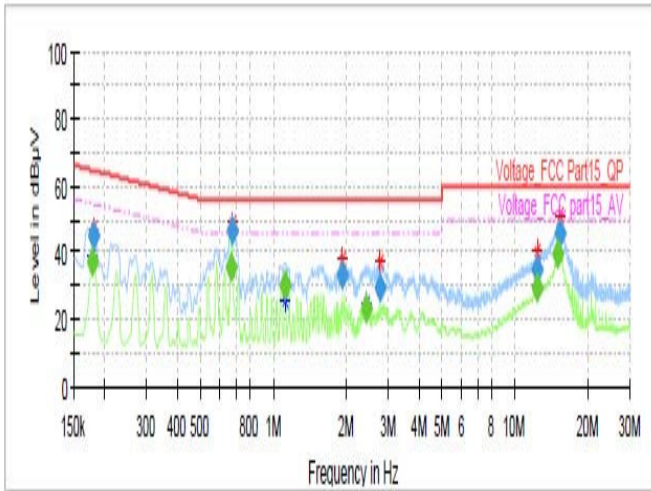
802.11n (HT20) , Channel No.: 157, N Line



Final Result

Frequency (MHz)	QuasiPeak (dBµV)	Average (dBµV)	Limit (dBµV)	Margin (dB)	Meas. Time (ms)	Bandwidth (kHz)	Line	Filter	Corr. (dB)
0.179250	43.79	---	64.52	20.73	1000.0	9.000	N	ON	19.2
0.183750	---	33.97	54.31	20.34	1000.0	9.000	N	ON	19.2
0.672000	---	40.43	46.00	5.57	1000.0	9.000	N	ON	19.3
0.678750	45.91	---	56.00	10.09	1000.0	9.000	N	ON	19.3
1.086000	---	21.30	46.00	24.70	1000.0	9.000	N	ON	19.2
1.119750	31.48	---	56.00	24.52	1000.0	9.000	N	ON	19.2
2.463000	---	22.07	46.00	23.93	1000.0	9.000	N	ON	19.0
2.838750	27.63	---	56.00	28.37	1000.0	9.000	N	ON	19.0
12.144750	32.53	---	60.00	27.47	1000.0	9.000	N	ON	19.4
12.234750	---	28.42	50.00	21.58	1000.0	9.000	N	ON	19.4
15.279000	46.84	---	60.00	13.16	1000.0	9.000	N	ON	19.4
15.445500	---	39.95	50.00	10.05	1000.0	9.000	N	ON	19.4

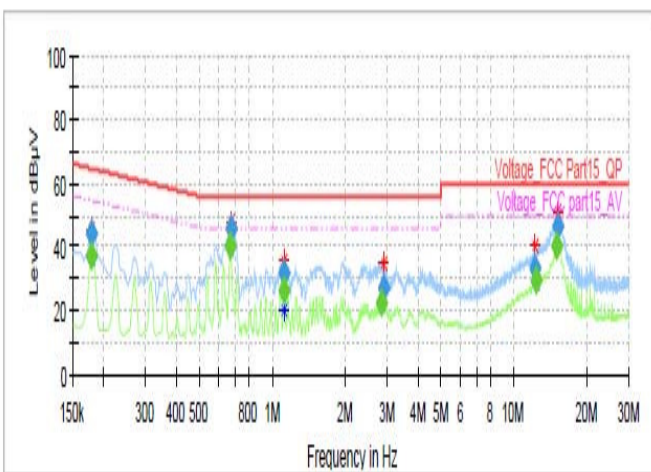
802.11n (HT20) , Channel No.: 165, L Line



Final Result

Frequency (MHz)	QuasiPeak (dBµV)	Average (dBµV)	Limit (dBµV)	Margin (dB)	Meas. Time (ms)	Bandwidth (kHz)	Line	Filter	Corr. (dB)
0.179250	---	37.53	54.52	16.99	1000.0	9.000	L1	ON	19.2
0.181500	45.18	---	64.42	19.24	1000.0	9.000	L1	ON	19.2
0.672000	---	35.40	46.00	10.60	1000.0	9.000	L1	ON	19.3
0.678750	46.15	---	56.00	9.85	1000.0	9.000	L1	ON	19.3
1.122000	---	30.06	46.00	15.94	1000.0	9.000	L1	ON	19.2
1.941000	33.23	---	56.00	22.77	1000.0	9.000	L1	ON	19.1
2.422500	---	23.22	46.00	22.78	1000.0	9.000	L1	ON	19.0
2.784750	29.37	---	56.00	26.63	1000.0	9.000	L1	ON	19.0
12.441750	---	29.30	50.00	20.70	1000.0	9.000	L1	ON	19.4
12.444000	34.79	---	60.00	25.21	1000.0	9.000	L1	ON	19.4
15.123750	---	39.25	50.00	10.75	1000.0	9.000	L1	ON	19.5
15.391500	45.43	---	60.00	14.57	1000.0	9.000	L1	ON	19.5

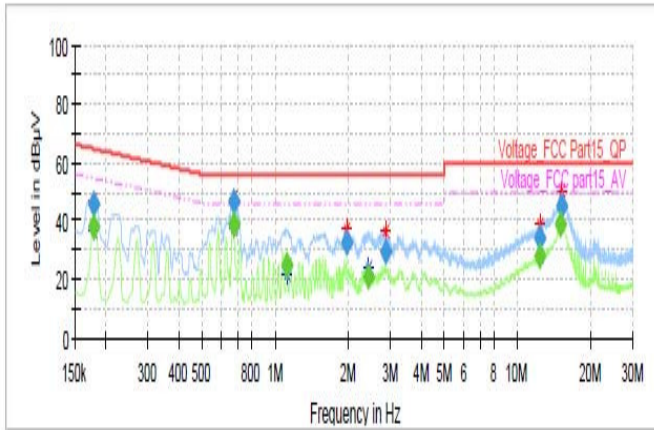
802.11n (HT20) , Channel No.: 165, N Line



Final Result

Frequency (MHz)	QuasiPeak (dBµV)	Average (dBµV)	Limit (dBµV)	Margin (dB)	Meas. Time (ms)	Bandwidth (kHz)	Line	Filter	Corr. (dB)
0.179250	---	37.15	54.52	17.37	1000.0	9.000	N	ON	19.2
0.179250	44.13	---	64.52	20.39	1000.0	9.000	N	ON	19.2
0.672000	---	40.44	46.00	5.56	1000.0	9.000	N	ON	19.3
0.674250	45.72	---	56.00	10.28	1000.0	9.000	N	ON	19.3
1.117500	32.03	---	56.00	23.97	1000.0	9.000	N	ON	19.2
1.119750	---	26.55	46.00	19.45	1000.0	9.000	N	ON	19.2
2.827500	---	22.64	46.00	23.36	1000.0	9.000	N	ON	19.0
2.904000	27.49	---	56.00	28.51	1000.0	9.000	N	ON	19.1
12.246000	32.99	---	60.00	27.01	1000.0	9.000	N	ON	19.4
12.408000	---	29.44	50.00	20.56	1000.0	9.000	N	ON	19.4
15.101250	---	40.16	50.00	9.84	1000.0	9.000	N	ON	19.5
15.270000	46.81	---	60.00	13.19	1000.0	9.000	N	ON	19.4

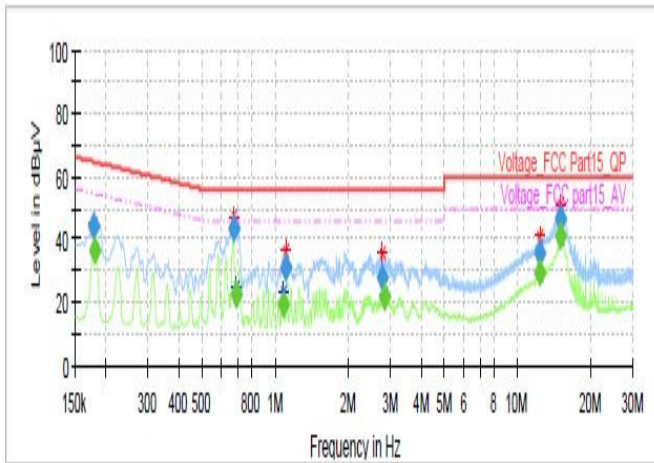
802.11n (HT40) , Channel No.: 38, L Line



Final Result

Frequency (MHz)	QuasiPeak (dBµV)	Average (dBµV)	Limit (dBµV)	Margin (dB)	Meas. Time (ms)	Bandwidth (kHz)	Line	Filter	Corr. (dB)
0.179250	---	37.97	54.52	16.55	1000.0	9.000	L1	ON	19.2
0.179250	45.87	---	64.52	18.65	1000.0	9.000	L1	ON	19.2
0.676500	46.73	---	56.00	9.27	1000.0	9.000	L1	ON	19.3
0.678750	---	38.77	46.00	7.23	1000.0	9.000	L1	ON	19.3
1.119750	---	25.19	46.00	20.81	1000.0	9.000	L1	ON	19.2
1.968000	32.42	---	56.00	23.58	1000.0	9.000	L1	ON	19.1
2.442750	---	21.03	46.00	24.97	1000.0	9.000	L1	ON	19.0
2.863500	29.72	---	56.00	26.28	1000.0	9.000	L1	ON	19.1
12.410250	33.94	---	60.00	26.06	1000.0	9.000	L1	ON	19.4
12.417000	---	28.01	50.00	21.99	1000.0	9.000	L1	ON	19.4
15.148500	---	38.99	50.00	11.01	1000.0	9.000	L1	ON	19.5
15.292500	45.04	---	60.00	14.96	1000.0	9.000	L1	ON	19.5

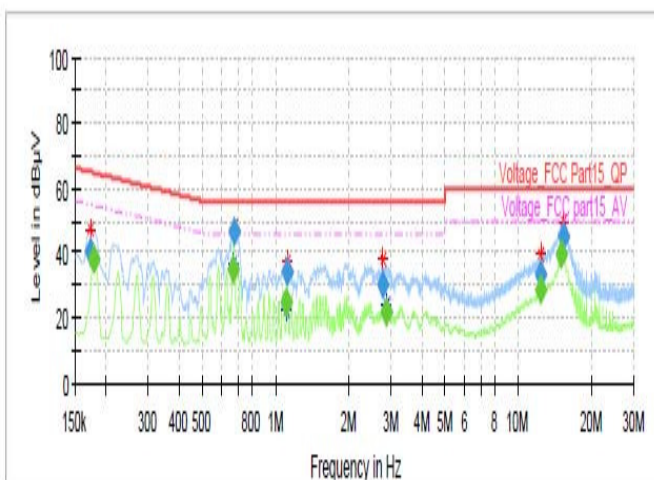
802.11n (HT40) , Channel No.: 38, N Line



Final Result

Frequency (MHz)	QuasiPeak (dBµV)	Average (dBµV)	Limit (dBµV)	Margin (dB)	Meas. Time (ms)	Bandwidth (kHz)	Line	Filter	Corr. (dB)
0.179250	44.13	---	64.52	20.39	1000.0	9.000	N	ON	19.2
0.181500	---	36.06	54.42	18.36	1000.0	9.000	N	ON	19.2
0.681000	43.31	---	56.00	12.69	1000.0	9.000	N	ON	19.3
0.692250	---	22.80	46.00	23.20	1000.0	9.000	N	ON	19.3
1.086000	---	19.41	46.00	26.59	1000.0	9.000	N	ON	19.2
1.108500	31.01	---	56.00	24.99	1000.0	9.000	N	ON	19.2
2.780250	27.72	---	56.00	28.28	1000.0	9.000	N	ON	19.0
2.829750	---	21.55	46.00	24.45	1000.0	9.000	N	ON	19.0
12.439500	35.39	---	60.00	24.61	1000.0	9.000	N	ON	19.4
12.450750	---	29.11	50.00	20.89	1000.0	9.000	N	ON	19.4
15.087750	---	41.10	50.00	8.90	1000.0	9.000	N	ON	19.5
15.101250	46.73	---	60.00	13.27	1000.0	9.000	N	ON	19.5

802.11n (HT40) , Channel No.: 46, L Line

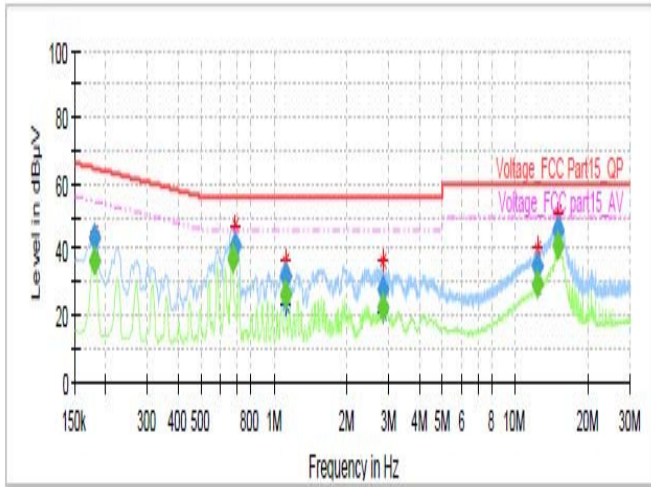


Final Result

Frequency (MHz)	QuasiPeak (dBµV)	Average (dBµV)	Limit (dBµV)	Margin (dB)	Meas. Time (ms)	Bandwidth (kHz)	Line	Filter	Corr. (dB)
0.172500	40.66	---	64.84	24.18	1000.0	9.000	L1	ON	19.2
0.179250	---	38.10	54.52	16.42	1000.0	9.000	L1	ON	19.2
0.672000	---	35.19	46.00	10.81	1000.0	9.000	L1	ON	19.3
0.674250	46.80	---	56.00	9.20	1000.0	9.000	L1	ON	19.3
1.106250	---	25.06	46.00	20.94	1000.0	9.000	L1	ON	19.2
1.124250	34.32	---	56.00	21.68	1000.0	9.000	L1	ON	19.2
2.780250	29.99	---	56.00	26.01	1000.0	9.000	L1	ON	19.0
2.874750	---	21.81	46.00	24.19	1000.0	9.000	L1	ON	19.1
12.441750	---	29.01	50.00	20.99	1000.0	9.000	L1	ON	19.4
12.450750	33.62	---	60.00	26.38	1000.0	9.000	L1	ON	19.4
15.155250	---	39.74	50.00	10.26	1000.0	9.000	L1	ON	19.5
15.339750	44.86	---	60.00	15.14	1000.0	9.000	L1	ON	19.5



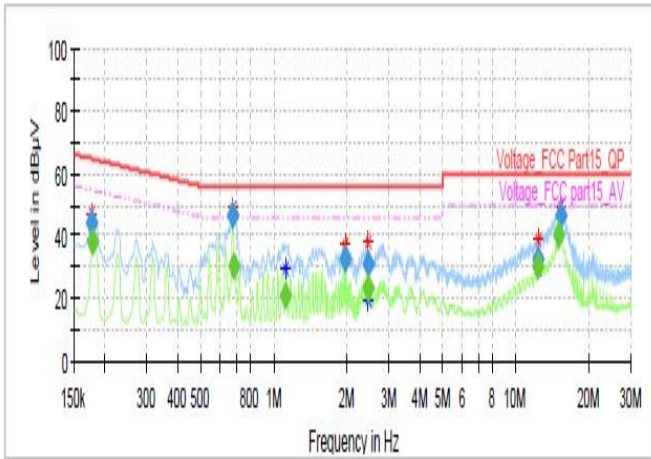
802.11n (HT40) , Channel No.: 46, N Line



Final Result

Frequency (MHz)	QuasiPeak (dBµV)	Average (dBµV)	Limit (dBµV)	Margin (dB)	Meas. Time (ms)	Bandwidth (kHz)	Line	Filter	Corr. (dB)
0.181500	---	36.25	54.42	18.17	1000.0	9.000	N	ON	19.2
0.181500	43.14	---	64.42	21.28	1000.0	9.000	N	ON	19.2
0.678750	---	37.02	46.00	8.98	1000.0	9.000	N	ON	19.3
0.690000	40.99	---	56.00	15.01	1000.0	9.000	N	ON	19.3
1.119750	31.71	---	56.00	24.29	1000.0	9.000	N	ON	19.2
1.122000	---	26.49	46.00	19.51	1000.0	9.000	N	ON	19.2
2.829750	---	22.34	46.00	23.66	1000.0	9.000	N	ON	19.0
2.832000	27.73	---	56.00	28.27	1000.0	9.000	N	ON	19.0
12.421500	---	29.74	50.00	20.26	1000.0	9.000	N	ON	19.4
12.444000	34.94	---	60.00	25.06	1000.0	9.000	N	ON	19.4
15.056250	46.05	---	60.00	13.95	1000.0	9.000	N	ON	19.5
15.137250	---	41.06	50.00	8.94	1000.0	9.000	N	ON	19.5

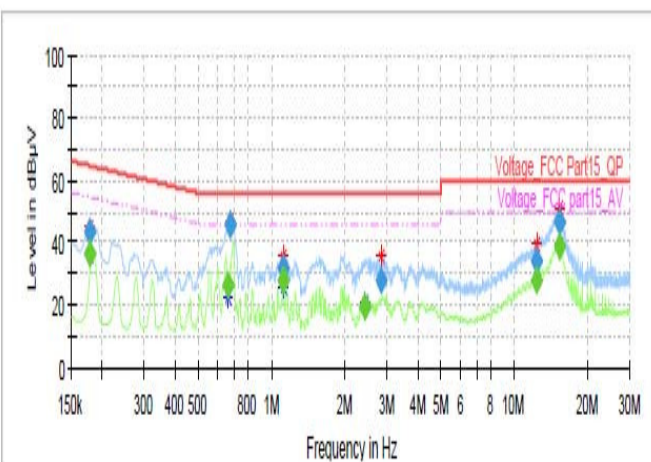
802.11n (HT40) , Channel No.: 151, L Line



Final Result

Frequency (MHz)	QuasiPeak (dBµV)	Average (dBµV)	Limit (dBµV)	Margin (dB)	Meas. Time (ms)	Bandwidth (kHz)	Line	Filter	Corr. (dB)
0.177000	43.94	---	64.63	20.69	1000.0	9.000	L1	ON	19.2
0.179250	---	38.20	54.52	16.32	1000.0	9.000	L1	ON	19.2
0.676500	46.62	---	56.00	9.38	1000.0	9.000	L1	ON	19.3
0.683250	---	29.88	46.00	16.12	1000.0	9.000	L1	ON	19.3
1.119750	---	20.63	46.00	25.37	1000.0	9.000	L1	ON	19.2
1.977000	32.84	---	56.00	23.16	1000.0	9.000	L1	ON	19.1
2.454000	31.08	---	56.00	24.92	1000.0	9.000	L1	ON	19.0
2.463000	---	23.60	46.00	22.40	1000.0	9.000	L1	ON	19.0
12.363000	32.76	---	60.00	27.24	1000.0	9.000	L1	ON	19.4
12.439500	---	30.10	50.00	19.90	1000.0	9.000	L1	ON	19.4
15.132750	---	40.39	50.00	9.61	1000.0	9.000	L1	ON	19.5
15.351000	46.19	---	60.00	13.81	1000.0	9.000	L1	ON	19.5

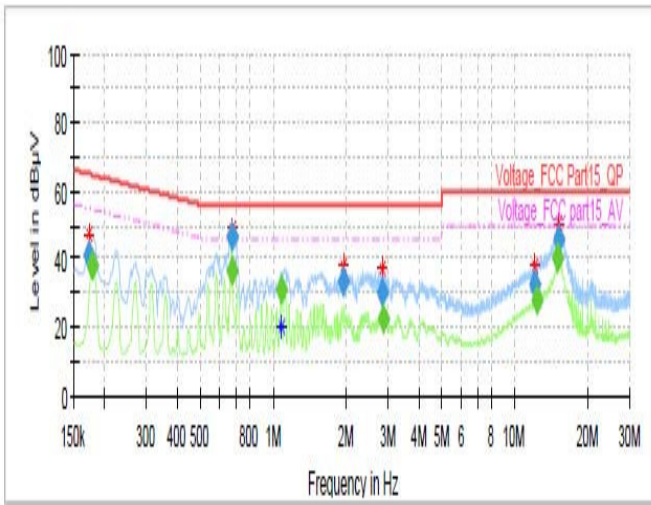
802.11n (HT40) , Channel No.: 151, N Line



Final Result

Frequency (MHz)	QuasiPeak (dBµV)	Average (dBµV)	Limit (dBµV)	Margin (dB)	Meas. Time (ms)	Bandwidth (kHz)	Line	Filter	Corr. (dB)
0.179250	---	36.21	54.52	18.31	1000.0	9.000	N	ON	19.2
0.179250	43.63	---	64.52	20.89	1000.0	9.000	N	ON	19.2
0.663000	---	26.11	46.00	19.89	1000.0	9.000	N	ON	19.3
0.676500	45.46	---	56.00	10.54	1000.0	9.000	N	ON	19.3
1.119750	31.64	---	56.00	24.36	1000.0	9.000	N	ON	19.2
1.119750	---	27.97	46.00	18.03	1000.0	9.000	N	ON	19.2
2.424750	---	19.14	46.00	26.86	1000.0	9.000	N	ON	19.0
2.829750	27.81	---	56.00	28.19	1000.0	9.000	N	ON	19.0
12.322500	---	27.82	50.00	22.18	1000.0	9.000	N	ON	19.4
12.338250	34.04	---	60.00	25.96	1000.0	9.000	N	ON	19.4
15.364500	---	38.87	50.00	11.13	1000.0	9.000	N	ON	19.4
15.380250	46.22	---	60.00	13.78	1000.0	9.000	N	ON	19.4

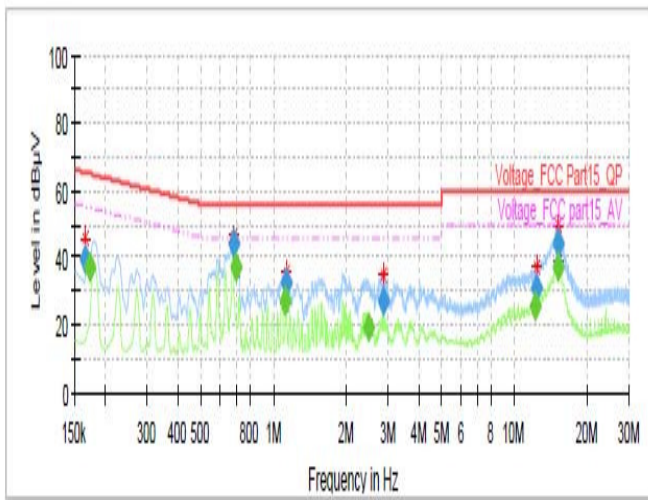
802.11n (HT40) , Channel No.: 159, L Line



Final Result

Frequency (MHz)	QuasiPeak (dBµV)	Average (dBµV)	Limit (dBµV)	Margin (dB)	Meas. Time (ms)	Bandwidth (kHz)	Line	Filter	Corr. (dB)
0.172500	40.75	---	64.84	24.08	1000.0	9,000	L1	ON	19.2
0.179250	---	38.12	54.52	16.40	1000.0	9,000	L1	ON	19.2
0.676500	46.70	---	56.00	9.30	1000.0	9,000	L1	ON	19.3
0.678750	---	36.78	46.00	9.22	1000.0	9,000	L1	ON	19.3
1.088250	---	31.05	46.00	14.95	1000.0	9,000	L1	ON	19.2
1.956750	33.06	---	56.00	22.94	1000.0	9,000	L1	ON	19.1
2.838750	29.95	---	56.00	26.05	1000.0	9,000	L1	ON	19.0
2.872500	---	22.11	46.00	23.89	1000.0	9,000	L1	ON	19.1
12.156000	32.66	---	60.00	27.34	1000.0	9,000	L1	ON	19.4
12.426000	---	27.85	50.00	22.15	1000.0	9,000	L1	ON	19.4
15.155250	---	40.10	50.00	9.90	1000.0	9,000	L1	ON	19.5
15.317250	45.46	---	60.00	14.54	1000.0	9,000	L1	ON	19.5

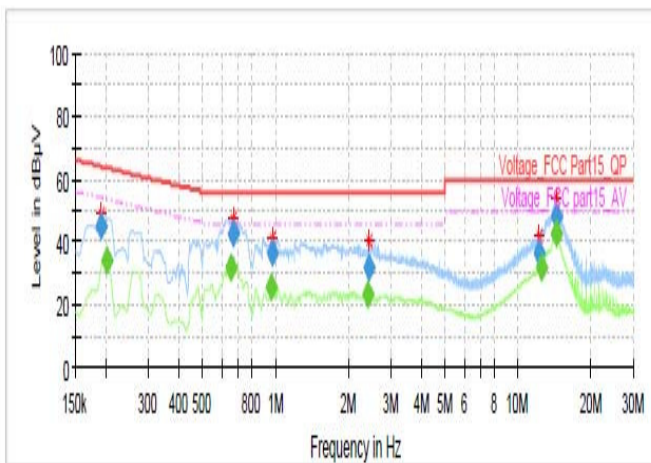
802.11n (HT40) , Channel No.: 159, N Line



Final Result

Frequency (MHz)	QuasiPeak (dBµV)	Average (dBµV)	Limit (dBµV)	Margin (dB)	Meas. Time (ms)	Bandwidth (kHz)	Line	Filter	Corr. (dB)
0.165750	39.29	---	65.17	25.88	1000.0	9,000	N	ON	19.2
0.172500	---	37.23	54.84	17.61	1000.0	9,000	N	ON	19.2
0.687750	44.47	---	56.00	11.53	1000.0	9,000	N	ON	19.3
0.696750	---	37.15	46.00	8.85	1000.0	9,000	N	ON	19.3
1.124250	---	26.89	46.00	19.11	1000.0	9,000	N	ON	19.2
1.131000	32.24	---	56.00	23.76	1000.0	9,000	N	ON	19.2
2.478750	---	19.57	46.00	26.43	1000.0	9,000	N	ON	19.0
2.863500	27.23	---	56.00	28.77	1000.0	9,000	N	ON	19.1
12.234750	---	25.95	50.00	24.05	1000.0	9,000	N	ON	19.4
12.342750	31.33	---	60.00	28.67	1000.0	9,000	N	ON	19.4
15.191250	43.90	---	60.00	16.10	1000.0	9,000	N	ON	19.4
15.299250	---	37.10	50.00	12.90	1000.0	9,000	N	ON	19.4

802.11ac (HT20) , Channel No.: 36, L Line



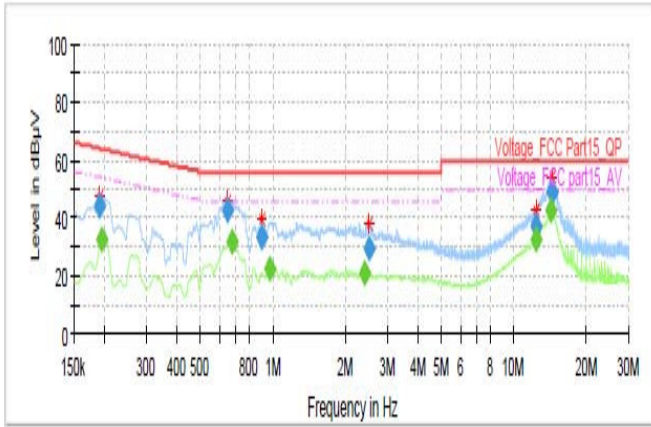
Final Result

Frequency (MHz)	QuasiPeak (dBµV)	Average (dBµV)	Limit (dBµV)	Margin (dB)	Meas. Time (ms)	Bandwidth (kHz)	Line	Filter	Corr. (dB)
0.190500	45.32	---	64.02	18.69	1000.0	9,000	L1	ON	19.2
0.201750	---	34.03	53.54	19.50	1000.0	9,000	L1	ON	19.2
0.658500	---	32.16	46.00	13.84	1000.0	9,000	L1	ON	19.3
0.667500	42.98	---	56.00	13.02	1000.0	9,000	L1	ON	19.3
0.964500	---	25.35	46.00	20.65	1000.0	9,000	L1	ON	19.2
0.975750	36.51	---	56.00	19.49	1000.0	9,000	L1	ON	19.2
2.411250	---	23.44	46.00	22.56	1000.0	9,000	L1	ON	19.0
2.442750	31.88	---	56.00	24.12	1000.0	9,000	L1	ON	19.0
12.268500	36.42	---	60.00	23.58	1000.0	9,000	L1	ON	19.4
12.453000	---	32.13	50.00	17.87	1000.0	9,000	L1	ON	19.4
14.435250	48.14	---	60.00	11.86	1000.0	9,000	L1	ON	19.5
14.439750	---	42.47	50.00	7.53	1000.0	9,000	L1	ON	19.5





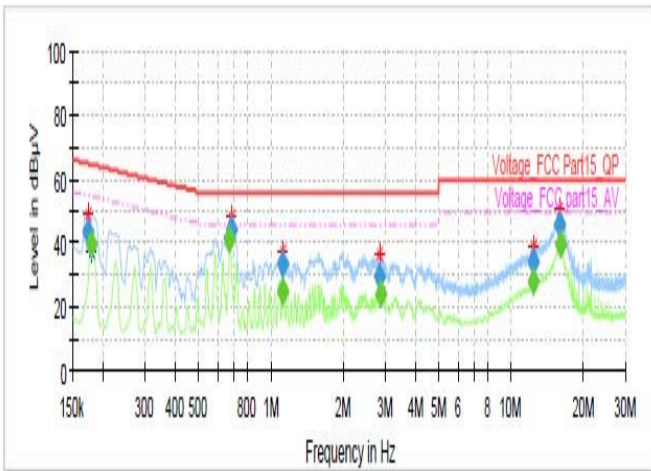
802.11ac (HT20) , Channel No.: 36, N Line



Final Result

Frequency (MHz)	QuasiPeak (dBµV)	Average (dBµV)	Limit (dBµV)	Margin (dB)	Meas. Time (ms)	Bandwidth (kHz)	Line	Filter	Corr. (dB)
0.190500	44.10	---	64.02	19.91	1000.0	9.000	N	ON	19.2
0.195000	---	32.55	53.82	21.27	1000.0	9.000	N	ON	19.2
0.645000	42.58	---	56.00	13.42	1000.0	9.000	N	ON	19.3
0.678750	---	31.62	46.00	14.38	1000.0	9.000	N	ON	19.3
0.901500	33.01	---	56.00	22.99	1000.0	9.000	N	ON	19.2
0.973500	---	22.46	46.00	23.54	1000.0	9.000	N	ON	19.2
2.413500	---	21.04	46.00	24.96	1000.0	9.000	N	ON	19.0
2.521500	29.36	---	56.00	26.64	1000.0	9.000	N	ON	19.0
12.329250	37.31	---	60.00	22.69	1000.0	9.000	N	ON	19.4
12.437250	---	32.75	50.00	17.25	1000.0	9.000	N	ON	19.4
14.347500	---	42.89	50.00	7.11	1000.0	9.000	N	ON	19.4
14.437500	48.55	---	60.00	11.45	1000.0	9.000	N	ON	19.5

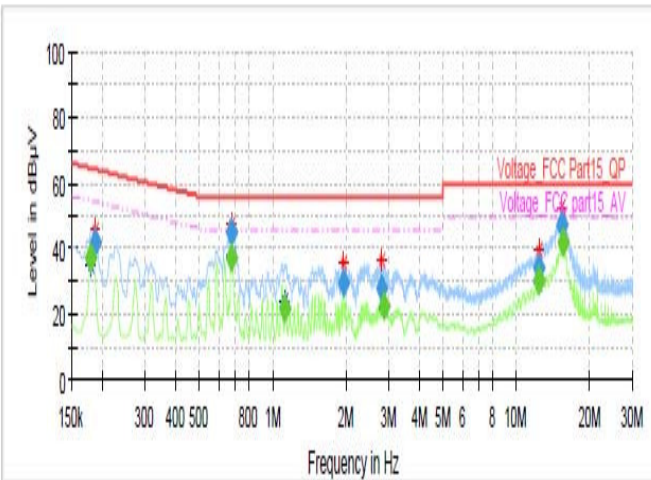
802.11ac (HT20) , Channel No.: 40, L Line



Final Result

Frequency (MHz)	QuasiPeak (dBµV)	Average (dBµV)	Limit (dBµV)	Margin (dB)	Meas. Time (ms)	Bandwidth (kHz)	Line	Filter	Corr. (dB)
0.172500	43.08	---	64.84	21.76	1000.0	9.000	L1	ON	19.2
0.179250	---	39.15	54.52	15.37	1000.0	9.000	L1	ON	19.2
0.669750	---	41.36	46.00	4.64	1000.0	9.000	L1	ON	19.3
0.685500	43.97	---	56.00	12.03	1000.0	9.000	L1	ON	19.3
1.115250	---	24.48	46.00	21.52	1000.0	9.000	L1	ON	19.2
1.124250	33.05	---	56.00	22.95	1000.0	9.000	L1	ON	19.2
2.829750	29.17	---	56.00	26.83	1000.0	9.000	L1	ON	19.0
2.877000	---	23.93	46.00	22.07	1000.0	9.000	L1	ON	19.1
12.340500	---	27.89	50.00	22.11	1000.0	9.000	L1	ON	19.4
12.444000	33.95	---	60.00	26.05	1000.0	9.000	L1	ON	19.4
15.981000	46.00	---	60.00	14.00	1000.0	9.000	L1	ON	19.4
16.050750	---	39.66	50.00	10.34	1000.0	9.000	L1	ON	19.5

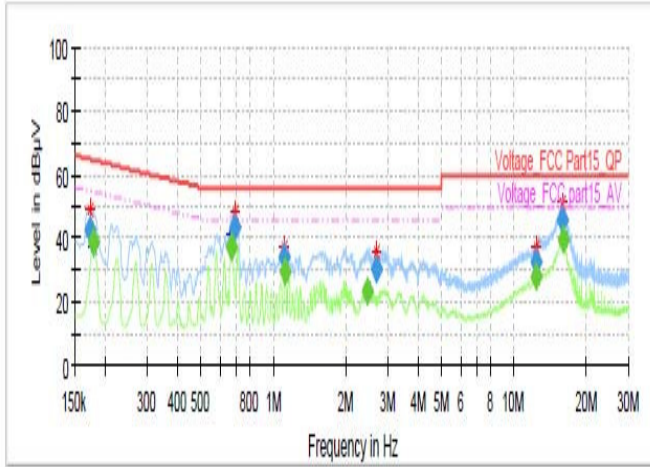
802.11ac (HT20) , Channel No.: 40, N Line



Final Result

Frequency (MHz)	QuasiPeak (dBµV)	Average (dBµV)	Limit (dBµV)	Margin (dB)	Meas. Time (ms)	Bandwidth (kHz)	Line	Filter	Corr. (dB)
0.179250	---	37.34	54.52	17.18	1000.0	9.000	N	ON	19.2
0.186000	41.55	---	64.21	22.66	1000.0	9.000	N	ON	19.2
0.676500	45.33	---	56.00	10.67	1000.0	9.000	N	ON	19.3
0.678750	---	37.14	46.00	8.86	1000.0	9.000	N	ON	19.3
1.122000	---	21.40	46.00	24.60	1000.0	9.000	N	ON	19.2
1.959000	29.16	---	56.00	26.84	1000.0	9.000	N	ON	19.1
2.798250	27.64	---	56.00	28.36	1000.0	9.000	N	ON	19.0
2.874750	---	22.67	46.00	23.33	1000.0	9.000	N	ON	19.1
12.435000	34.43	---	60.00	25.57	1000.0	9.000	N	ON	19.4
12.439500	---	29.97	50.00	20.03	1000.0	9.000	N	ON	19.4
15.474750	47.36	---	60.00	12.64	1000.0	9.000	N	ON	19.4
15.560250	---	41.51	50.00	8.49	1000.0	9.000	N	ON	19.4

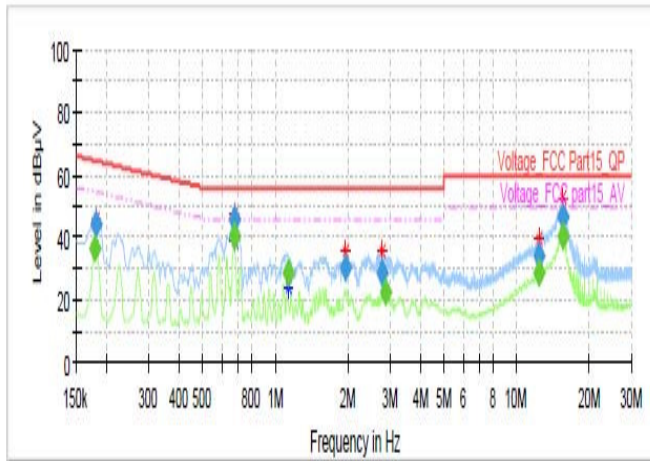
802.11ac (HT20) , Channel No.: 48, L Line



Final Result

Frequency (MHz)	QuasiPeak (dBµV)	Average (dBµV)	Limit (dBµV)	Margin (dB)	Meas. Time (ms)	Bandwidth (kHz)	Line	Filter	Corr. (dB)
0.172500	42.63	---	64.84	22.21	1000.0	9.000	L1	ON	19.2
0.179250	---	38.81	54.52	15.71	1000.0	9.000	L1	ON	19.2
0.669750	---	36.89	46.00	9.11	1000.0	9.000	L1	ON	19.3
0.694500	43.38	---	56.00	12.62	1000.0	9.000	L1	ON	19.3
1.113000	34.37	---	56.00	21.63	1000.0	9.000	L1	ON	19.2
1.117500	---	29.21	46.00	16.79	1000.0	9.000	L1	ON	19.2
2.458500	---	23.63	46.00	22.37	1000.0	9.000	L1	ON	19.0
2.688000	29.85	---	56.00	26.15	1000.0	9.000	L1	ON	19.0
12.338250	---	28.08	50.00	21.92	1000.0	9.000	L1	ON	19.4
12.399000	32.24	---	60.00	27.76	1000.0	9.000	L1	ON	19.4
15.972000	45.66	---	60.00	14.34	1000.0	9.000	L1	ON	19.4
16.008000	---	39.30	50.00	10.70	1000.0	9.000	L1	ON	19.4

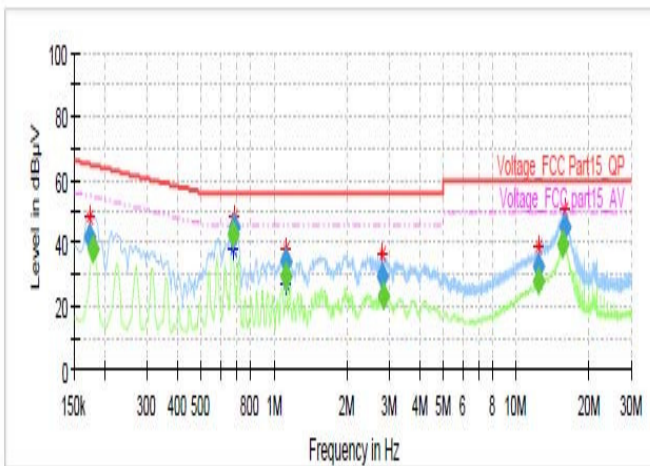
802.11ac (HT20) , Channel No.: 48, N Line



Final Result

Frequency (MHz)	QuasiPeak (dBµV)	Average (dBµV)	Limit (dBµV)	Margin (dB)	Meas. Time (ms)	Bandwidth (kHz)	Line	Filter	Corr. (dB)
0.179250	---	36.38	54.52	18.14	1000.0	9.000	N	ON	19.2
0.181500	44.39	---	64.42	20.03	1000.0	9.000	N	ON	19.2
0.674250	---	40.23	46.00	5.77	1000.0	9.000	N	ON	19.3
0.676500	45.44	---	56.00	10.56	1000.0	9.000	N	ON	19.3
1.131000	---	28.51	46.00	17.49	1000.0	9.000	N	ON	19.2
1.961250	30.37	---	56.00	25.63	1000.0	9.000	N	ON	19.1
2.780250	28.36	---	56.00	27.64	1000.0	9.000	N	ON	19.0
2.874750	---	22.58	46.00	23.42	1000.0	9.000	N	ON	19.1
12.423750	33.82	---	60.00	26.18	1000.0	9.000	N	ON	19.4
12.450750	---	28.39	50.00	21.61	1000.0	9.000	N	ON	19.4
15.510750	46.55	---	60.00	13.45	1000.0	9.000	N	ON	19.4
15.544500	---	40.65	50.00	9.35	1000.0	9.000	N	ON	19.4

802.11ac (HT20) , Channel No.: 149, L Line

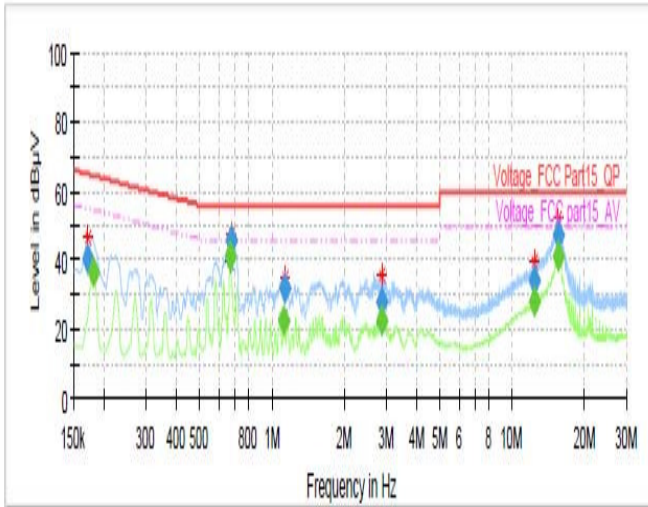


Final Result

Frequency (MHz)	QuasiPeak (dBµV)	Average (dBµV)	Limit (dBµV)	Margin (dB)	Meas. Time (ms)	Bandwidth (kHz)	Line	Filter	Corr. (dB)
0.172500	42.10	---	64.84	22.74	1000.0	9.000	L1	ON	19.2
0.179250	---	37.72	54.52	16.80	1000.0	9.000	L1	ON	19.2
0.678750	---	42.67	46.00	3.34	1000.0	9.000	L1	ON	19.3
0.687750	45.01	---	56.00	10.99	1000.0	9.000	L1	ON	19.3
1.119750	---	29.23	46.00	16.77	1000.0	9.000	L1	ON	19.2
1.122000	33.87	---	56.00	22.13	1000.0	9.000	L1	ON	19.2
2.793750	29.64	---	56.00	26.36	1000.0	9.000	L1	ON	19.0
2.845500	---	22.89	46.00	23.11	1000.0	9.000	L1	ON	19.0
12.338250	---	28.10	50.00	21.90	1000.0	9.000	L1	ON	19.4
12.417000	32.72	---	60.00	27.28	1000.0	9.000	L1	ON	19.4
15.645750	---	39.58	50.00	10.42	1000.0	9.000	L1	ON	19.4
15.931500	44.83	---	60.00	15.17	1000.0	9.000	L1	ON	19.4



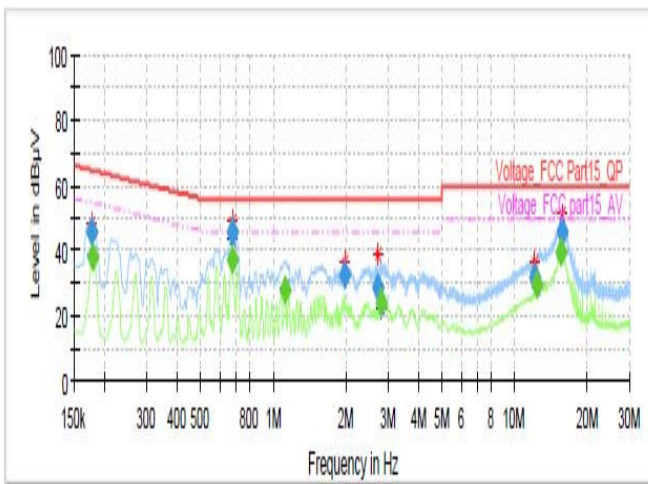
802.11ac (HT20) , Channel No.: 149, N Line



Final Result

Frequency (MHz)	QuasiPeak (dBµV)	Average (dBµV)	Limit (dBµV)	Margin (dB)	Meas. Time (ms)	Bandwidth (kHz)	Line	Filter	Corr. (dB)
0.170250	40.25	---	64.95	24.70	1000.0	9.000	N	ON	19.2
0.181500	---	36.45	54.42	17.96	1000.0	9.000	N	ON	19.2
0.672000	---	40.93	46.00	5.07	1000.0	9.000	N	ON	19.3
0.678750	45.50	---	56.00	10.50	1000.0	9.000	N	ON	19.3
1.122000	---	22.72	46.00	23.28	1000.0	9.000	N	ON	19.2
1.126500	31.44	---	56.00	24.56	1000.0	9.000	N	ON	19.2
2.859000	---	22.48	46.00	23.52	1000.0	9.000	N	ON	19.0
2.870250	27.66	---	56.00	28.34	1000.0	9.000	N	ON	19.1
12.414750	---	28.14	50.00	21.86	1000.0	9.000	N	ON	19.4
12.444000	33.76	---	60.00	26.24	1000.0	9.000	N	ON	19.4
15.573750	---	41.46	50.00	8.54	1000.0	9.000	N	ON	19.4
15.618750	47.00	---	60.00	13.00	1000.0	9.000	N	ON	19.4

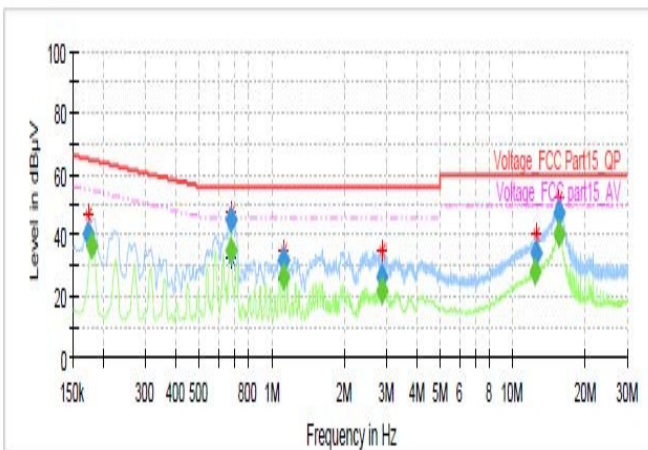
802.11ac (HT20) , Channel No.: 157, L Line



Final Result

Frequency (MHz)	QuasiPeak (dBµV)	Average (dBµV)	Limit (dBµV)	Margin (dB)	Meas. Time (ms)	Bandwidth (kHz)	Line	Filter	Corr. (dB)
0.177000	46.05	---	64.63	18.58	1000.0	9.000	L1	ON	19.2
0.179250	---	38.22	54.52	16.30	1000.0	9.000	L1	ON	19.2
0.678750	---	37.08	46.00	8.92	1000.0	9.000	L1	ON	19.3
0.678750	45.46	---	56.00	10.54	1000.0	9.000	L1	ON	19.3
1.119750	---	27.91	46.00	18.09	1000.0	9.000	L1	ON	19.2
1.972500	32.69	---	56.00	23.31	1000.0	9.000	L1	ON	19.1
2.719500	28.67	---	56.00	27.33	1000.0	9.000	L1	ON	19.0
2.798250	---	23.88	46.00	22.12	1000.0	9.000	L1	ON	19.0
12.133500	32.15	---	60.00	27.85	1000.0	9.000	L1	ON	19.4
12.441750	---	29.17	50.00	20.83	1000.0	9.000	L1	ON	19.4
15.627750	---	39.78	50.00	10.22	1000.0	9.000	L1	ON	19.4
15.724500	45.50	---	60.00	14.50	1000.0	9.000	L1	ON	19.4

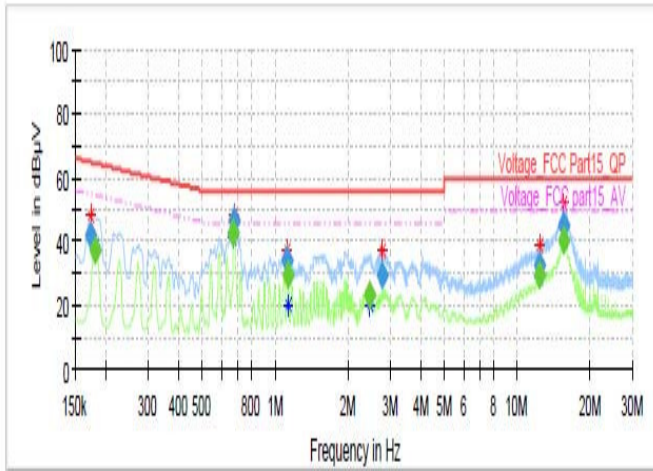
802.11ac (HT20) , Channel No.: 157, N Line



Final Result

Frequency (MHz)	QuasiPeak (dBµV)	Average (dBµV)	Limit (dBµV)	Margin (dB)	Meas. Time (ms)	Bandwidth (kHz)	Line	Filter	Corr. (dB)
0.172500	40.60	---	64.84	24.24	1000.0	9.000	N	ON	19.2
0.179250	---	36.73	54.52	17.79	1000.0	9.000	N	ON	19.2
0.674250	44.73	---	56.00	11.27	1000.0	9.000	N	ON	19.3
0.681000	---	35.13	46.00	10.87	1000.0	9.000	N	ON	19.3
1.119750	---	26.03	46.00	19.97	1000.0	9.000	N	ON	19.2
1.122000	31.81	---	56.00	24.19	1000.0	9.000	N	ON	19.2
2.856750	---	21.78	46.00	24.22	1000.0	9.000	N	ON	19.0
2.877000	26.30	---	56.00	29.70	1000.0	9.000	N	ON	19.1
12.410250	---	28.19	50.00	21.81	1000.0	9.000	N	ON	19.4
12.477750	33.87	---	60.00	26.13	1000.0	9.000	N	ON	19.4
15.508500	47.22	---	60.00	12.78	1000.0	9.000	N	ON	19.4
15.562500	---	40.50	50.00	9.50	1000.0	9.000	N	ON	19.4

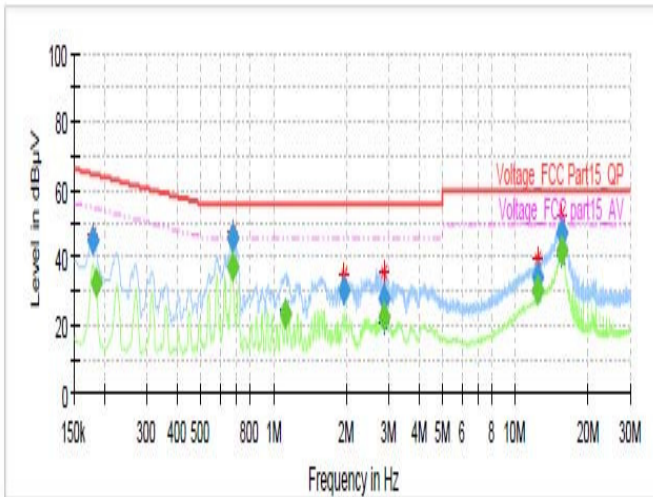
802.11ac (HT20) , Channel No.: 165, L Line



Final Result

Frequency (MHz)	QuasiPeak (dBµV)	Average (dBµV)	Limit (dBµV)	Margin (dB)	Meas. Time (ms)	Bandwidth (kHz)	Line	Filter	Corr. (dB)
0.172500	41.77	---	64.84	23.07	1000.0	9.000	L1	ON	19.2
0.181500	---	37.46	54.42	16.95	1000.0	9.000	L1	ON	19.2
0.672000	---	42.87	46.00	3.13	1000.0	9.000	L1	ON	19.3
0.676500	46.37	---	56.00	9.63	1000.0	9.000	L1	ON	19.3
1.117500	34.49	---	56.00	21.51	1000.0	9.000	L1	ON	19.2
1.131000	---	29.38	46.00	16.62	1000.0	9.000	L1	ON	19.2
2.469750	---	23.13	46.00	22.87	1000.0	9.000	L1	ON	19.0
2.780250	29.63	---	56.00	26.37	1000.0	9.000	L1	ON	19.0
12.410250	32.37	---	60.00	27.63	1000.0	9.000	L1	ON	19.4
12.441750	---	29.26	50.00	20.74	1000.0	9.000	L1	ON	19.4
15.535500	45.34	---	60.00	14.66	1000.0	9.000	L1	ON	19.4
15.578250	---	40.27	50.00	9.73	1000.0	9.000	L1	ON	19.4

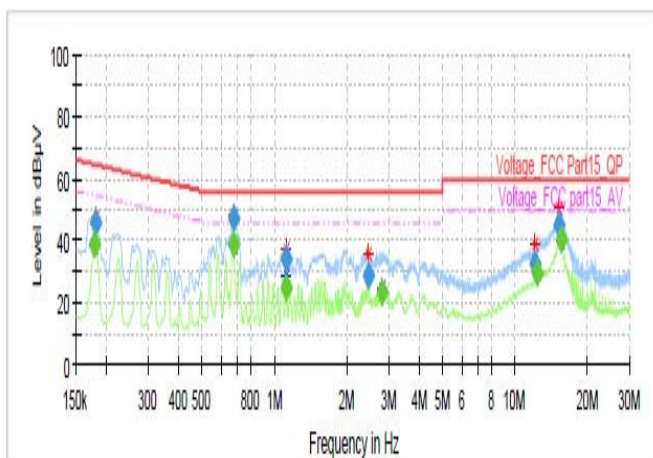
802.11ac (HT20) , Channel No.: 165, N Line



Final Result

Frequency (MHz)	QuasiPeak (dBµV)	Average (dBµV)	Limit (dBµV)	Margin (dB)	Meas. Time (ms)	Bandwidth (kHz)	Line	Filter	Corr. (dB)
0.179250	44.62	---	64.52	19.90	1000.0	9.000	N	ON	19.2
0.183750	---	32.59	54.31	21.72	1000.0	9.000	N	ON	19.2
0.676500	45.53	---	56.00	10.47	1000.0	9.000	N	ON	19.3
0.678750	---	37.26	46.00	8.74	1000.0	9.000	N	ON	19.3
1.122000	---	22.94	46.00	23.06	1000.0	9.000	N	ON	19.2
1.945500	30.38	---	56.00	25.62	1000.0	9.000	N	ON	19.1
2.872500	28.12	---	56.00	27.88	1000.0	9.000	N	ON	19.1
2.874750	---	22.50	46.00	23.50	1000.0	9.000	N	ON	19.1
12.365250	33.86	---	60.00	26.14	1000.0	9.000	N	ON	19.4
12.439500	---	30.19	50.00	19.81	1000.0	9.000	N	ON	19.4
15.537750	---	41.51	50.00	8.49	1000.0	9.000	N	ON	19.4
15.589500	47.23	---	60.00	12.77	1000.0	9.000	N	ON	19.4

802.11ac (HT40) , Channel No.: 38, L Line

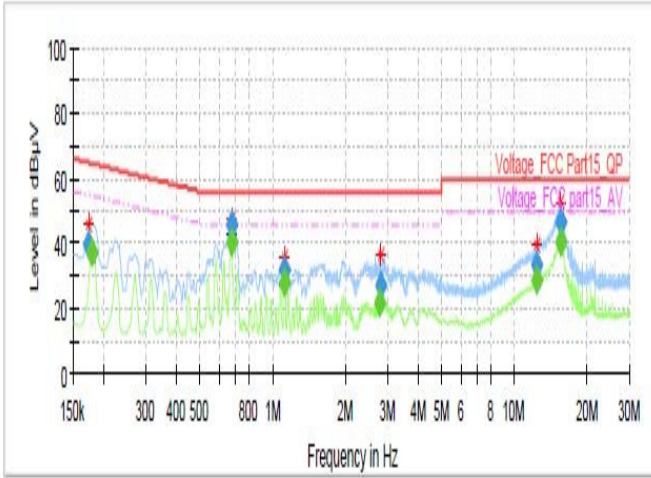


Final Result

Frequency (MHz)	QuasiPeak (dBµV)	Average (dBµV)	Limit (dBµV)	Margin (dB)	Meas. Time (ms)	Bandwidth (kHz)	Line	Filter	Corr. (dB)
0.179250	---	38.94	54.52	15.58	1000.0	9.000	L1	ON	19.2
0.181500	45.86	---	64.42	18.56	1000.0	9.000	L1	ON	19.2
0.678750	---	38.55	46.00	7.45	1000.0	9.000	L1	ON	19.3
0.678750	47.00	---	56.00	9.00	1000.0	9.000	L1	ON	19.3
1.119750	34.18	---	56.00	21.82	1000.0	9.000	L1	ON	19.2
1.122000	---	24.84	46.00	21.16	1000.0	9.000	L1	ON	19.2
2.465250	28.41	---	56.00	27.59	1000.0	9.000	L1	ON	19.0
2.811750	---	23.05	46.00	22.95	1000.0	9.000	L1	ON	19.0
12.169500	32.44	---	60.00	27.56	1000.0	9.000	L1	ON	19.4
12.441750	---	29.72	50.00	20.28	1000.0	9.000	L1	ON	19.4
15.234000	44.86	---	60.00	15.14	1000.0	9.000	L1	ON	19.5
15.497250	---	40.63	50.00	9.37	1000.0	9.000	L1	ON	19.4



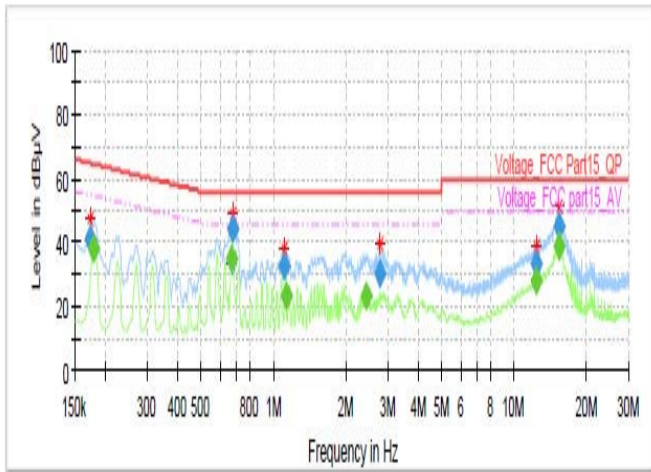
802.11ac (HT40) , Channel No.: 38, N Line



Final Result

Frequency (MHz)	QuasiPeak (dBµV)	Average (dBµV)	Limit (dBµV)	Margin (dB)	Meas. Time (ms)	Bandwidth (kHz)	Line	Filter	Corr. (dB)
0.172500	39.64	---	64.84	25.20	1000.0	9.000	N	ON	19.2
0.179250	---	37.56	54.52	16.96	1000.0	9.000	N	ON	19.2
0.674250	45.35	---	56.00	10.65	1000.0	9.000	N	ON	19.3
0.678750	---	40.35	46.00	5.65	1000.0	9.000	N	ON	19.3
1.122000	31.78	---	56.00	24.22	1000.0	9.000	N	ON	19.2
1.122000	---	27.86	46.00	18.14	1000.0	9.000	N	ON	19.2
2.766750	---	21.70	46.00	24.30	1000.0	9.000	N	ON	19.0
2.814000	27.35	---	56.00	28.65	1000.0	9.000	N	ON	19.0
12.414750	33.67	---	60.00	26.33	1000.0	9.000	N	ON	19.4
12.414750	---	28.42	50.00	21.58	1000.0	9.000	N	ON	19.4
15.504000	46.49	---	60.00	13.51	1000.0	9.000	N	ON	19.4
15.533250	---	40.42	50.00	9.58	1000.0	9.000	N	ON	19.4

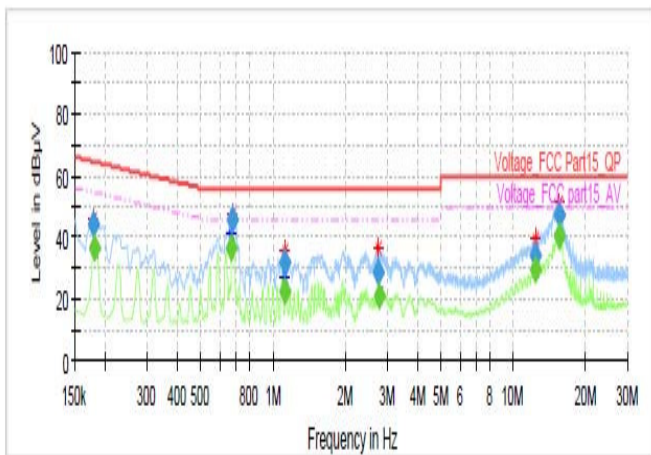
802.11ac (HT40) , Channel No.: 46, L Line



Final Result

Frequency (MHz)	QuasiPeak (dBµV)	Average (dBµV)	Limit (dBµV)	Margin (dB)	Meas. Time (ms)	Bandwidth (kHz)	Line	Filter	Corr. (dB)
0.172500	40.99	---	64.84	23.85	1000.0	9.000	L1	ON	19.2
0.179250	---	38.05	54.52	16.47	1000.0	9.000	L1	ON	19.2
0.672000	---	34.93	46.00	11.07	1000.0	9.000	L1	ON	19.3
0.681000	44.36	---	56.00	11.64	1000.0	9.000	L1	ON	19.3
1.108500	32.60	---	56.00	23.40	1000.0	9.000	L1	ON	19.2
1.131000	---	23.01	46.00	22.99	1000.0	9.000	L1	ON	19.2
2.424750	---	23.10	46.00	22.90	1000.0	9.000	L1	ON	19.0
2.780250	30.09	---	56.00	25.91	1000.0	9.000	L1	ON	19.0
12.414750	33.13	---	60.00	26.87	1000.0	9.000	L1	ON	19.4
12.426000	---	28.00	50.00	22.00	1000.0	9.000	L1	ON	19.4
15.414000	45.28	---	60.00	14.72	1000.0	9.000	L1	ON	19.5
15.420750	---	39.11	50.00	10.89	1000.0	9.000	L1	ON	19.5

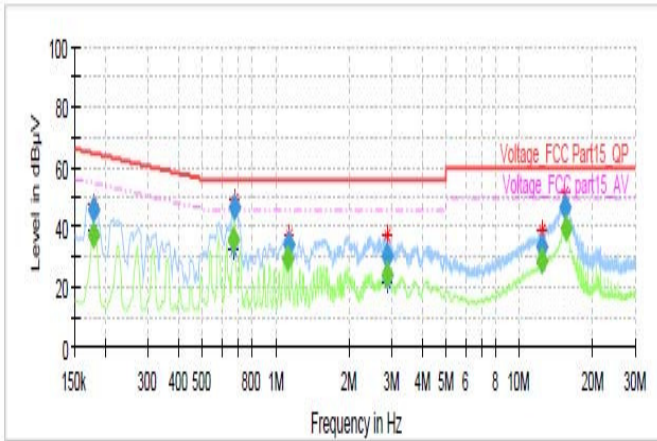
802.11ac (HT40) , Channel No.: 46, N Line



Final Result

Frequency (MHz)	QuasiPeak (dBµV)	Average (dBµV)	Limit (dBµV)	Margin (dB)	Meas. Time (ms)	Bandwidth (kHz)	Line	Filter	Corr. (dB)
0.179250	44.13	---	64.52	20.39	1000.0	9.000	N	ON	19.2
0.181500	---	36.33	54.42	18.09	1000.0	9.000	N	ON	19.2
0.672000	---	36.33	46.00	9.67	1000.0	9.000	N	ON	19.3
0.676500	45.55	---	56.00	10.45	1000.0	9.000	N	ON	19.3
1.122000	---	22.67	46.00	23.33	1000.0	9.000	N	ON	19.2
1.122000	31.74	---	56.00	24.26	1000.0	9.000	N	ON	19.2
2.748750	28.84	---	56.00	27.16	1000.0	9.000	N	ON	19.0
2.766750	---	21.29	46.00	24.71	1000.0	9.000	N	ON	19.0
12.408000	34.47	---	60.00	25.53	1000.0	9.000	N	ON	19.4
12.441750	---	29.36	50.00	20.64	1000.0	9.000	N	ON	19.4
15.495000	47.42	---	60.00	12.58	1000.0	9.000	N	ON	19.4
15.526500	---	40.08	50.00	9.92	1000.0	9.000	N	ON	19.4

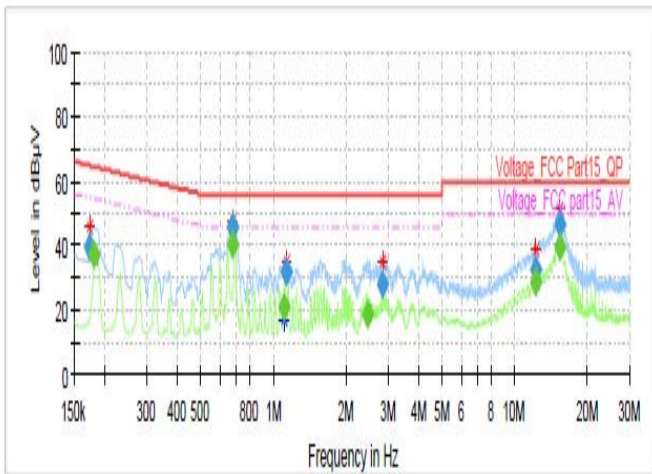
802.11ac (HT40) , Channel No.: 151, L Line



Final Result

Frequency (MHz)	QuasiPeak (dBµV)	Average (dBµV)	Limit (dBµV)	Margin (dB)	Meas. Time (ms)	Bandwidth (kHz)	Line	Filter	Corr. (dB)
0.179250	---	37.46	54.52	17.06	1000.0	9.000	L1	ON	19.2
0.179250	45.94	---	64.52	18.58	1000.0	9.000	L1	ON	19.2
0.672000	---	35.50	46.00	10.50	1000.0	9.000	L1	ON	19.3
0.678750	46.60	---	56.00	9.40	1000.0	9.000	L1	ON	19.3
1.122000	---	29.50	46.00	16.50	1000.0	9.000	L1	ON	19.2
1.126500	34.15	---	56.00	21.85	1000.0	9.000	L1	ON	19.2
2.874750	30.16	---	56.00	25.84	1000.0	9.000	L1	ON	19.1
2.874750	---	24.33	46.00	21.67	1000.0	9.000	L1	ON	19.1
12.417000	33.15	---	60.00	26.85	1000.0	9.000	L1	ON	19.4
12.421500	---	28.36	50.00	21.64	1000.0	9.000	L1	ON	19.4
15.468000	46.47	---	60.00	13.53	1000.0	9.000	L1	ON	19.4
15.524250	---	39.54	50.00	10.46	1000.0	9.000	L1	ON	19.4

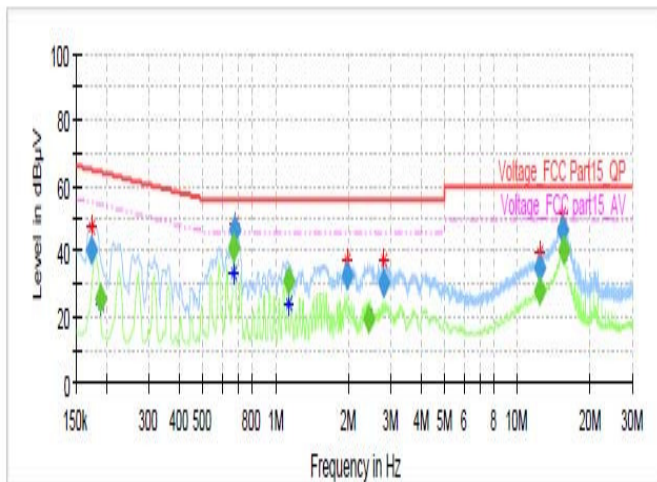
802.11ac (HT40) , Channel No.: 151, N Line



Final Result

Frequency (MHz)	QuasiPeak (dBµV)	Average (dBµV)	Limit (dBµV)	Margin (dB)	Meas. Time (ms)	Bandwidth (kHz)	Line	Filter	Corr. (dB)
0.172500	39.73	---	64.84	25.10	1000.0	9.000	N	ON	19.2
0.181500	---	37.43	54.42	16.99	1000.0	9.000	N	ON	19.2
0.674250	---	40.11	46.00	5.89	1000.0	9.000	N	ON	19.3
0.676500	45.63	---	56.00	10.37	1000.0	9.000	N	ON	19.3
1.108500	---	20.78	46.00	25.22	1000.0	9.000	N	ON	19.2
1.131000	31.76	---	56.00	24.24	1000.0	9.000	N	ON	19.2
2.447250	---	18.86	46.00	27.14	1000.0	9.000	N	ON	19.0
2.843250	27.97	---	56.00	28.03	1000.0	9.000	N	ON	19.0
12.232500	---	28.56	50.00	21.44	1000.0	9.000	N	ON	19.4
12.313500	32.70	---	60.00	27.30	1000.0	9.000	N	ON	19.4
15.423000	---	39.92	50.00	10.08	1000.0	9.000	N	ON	19.4
15.432000	46.78	---	60.00	13.22	1000.0	9.000	N	ON	19.4

802.11ac (HT40) , Channel No.: 159, L Line

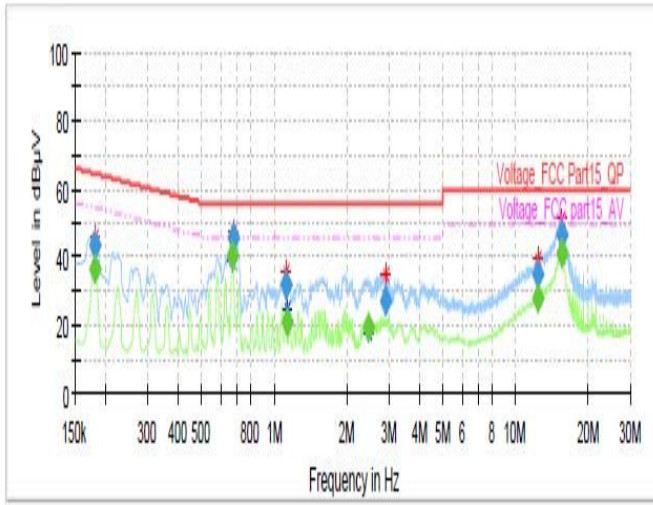


Final Result

Frequency (MHz)	QuasiPeak (dBµV)	Average (dBµV)	Limit (dBµV)	Margin (dB)	Meas. Time (ms)	Bandwidth (kHz)	Line	Filter	Corr. (dB)
0.172500	40.61	---	64.84	24.23	1000.0	9.000	L1	ON	19.2
0.188250	---	25.94	54.11	28.17	1000.0	9.000	L1	ON	19.2
0.672000	---	41.22	46.00	4.78	1000.0	9.000	L1	ON	19.3
0.678750	46.14	---	56.00	9.86	1000.0	9.000	L1	ON	19.3
1.131000	---	31.33	46.00	14.67	1000.0	9.000	L1	ON	19.2
1.965750	32.39	---	56.00	23.61	1000.0	9.000	L1	ON	19.1
2.424750	---	19.51	46.00	26.49	1000.0	9.000	L1	ON	19.0
2.793750	29.99	---	56.00	26.01	1000.0	9.000	L1	ON	19.0
12.336000	---	28.20	50.00	21.80	1000.0	9.000	L1	ON	19.4
12.441750	34.80	---	60.00	25.20	1000.0	9.000	L1	ON	19.4
15.414000	46.15	---	60.00	13.85	1000.0	9.000	L1	ON	19.5
15.535500	---	40.53	50.00	9.47	1000.0	9.000	L1	ON	19.4



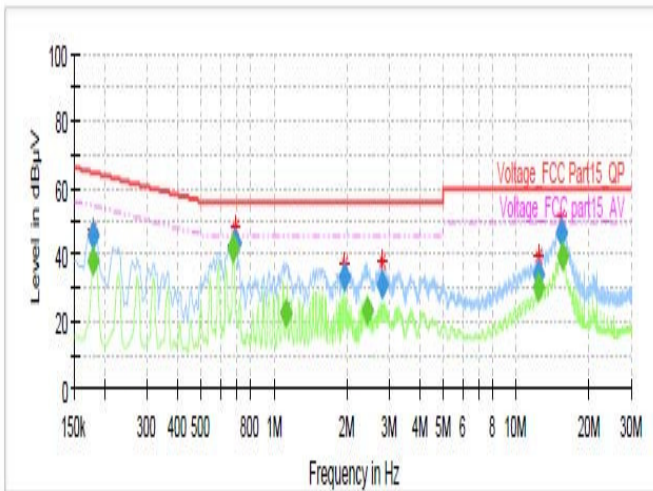
802.11ac (HT40) , Channel No.: 159, N Line



Final Result

Frequency (MHz)	QuasiPeak (dBµV)	Average (dBµV)	Limit (dBµV)	Margin (dB)	Meas. Time (ms)	Bandwidth (kHz)	Line	Filter	Corr. (dB)
0.181500	---	36.77	54.42	17.64	1000.0	9.000	N	ON	19.2
0.181500	43.61	---	64.42	20.81	1000.0	9.000	N	ON	19.2
0.672000	---	40.28	46.00	5.72	1000.0	9.000	N	ON	19.3
0.676500	45.55	---	56.00	10.45	1000.0	9.000	N	ON	19.3
1.122000	31.68	---	56.00	24.32	1000.0	9.000	N	ON	19.2
1.131000	---	20.55	46.00	25.45	1000.0	9.000	N	ON	19.2
2.465250	---	19.71	46.00	26.29	1000.0	9.000	N	ON	19.0
2.883750	26.99	---	56.00	29.01	1000.0	9.000	N	ON	19.1
12.419250	34.67	---	60.00	25.33	1000.0	9.000	N	ON	19.4
12.426000	---	28.19	50.00	21.81	1000.0	9.000	N	ON	19.4
15.506250	46.28	---	60.00	13.72	1000.0	9.000	N	ON	19.4
15.546750	---	40.77	50.00	9.23	1000.0	9.000	N	ON	19.4

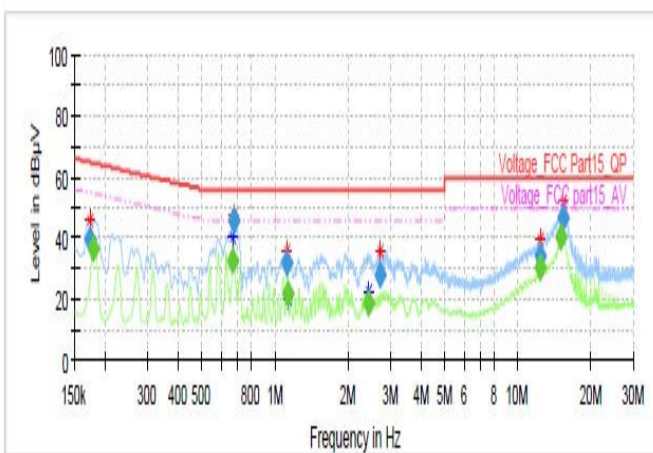
802.11ac HT80, Channel No.: 42, L Line



Final Result

Frequency (MHz)	QuasiPeak (dBµV)	Average (dBµV)	Limit (dBµV)	Margin (dB)	Meas. Time (ms)	Bandwidth (kHz)	Line	Filter	Corr. (dB)
0.179250	---	38.35	54.52	16.18	1000.0	9.000	L1	ON	19.2
0.179250	45.95	---	64.52	18.57	1000.0	9.000	L1	ON	19.2
0.674250	---	41.62	46.00	4.38	1000.0	9.000	L1	ON	19.3
0.690000	43.49	---	56.00	12.51	1000.0	9.000	L1	ON	19.3
1.122000	---	22.65	46.00	23.35	1000.0	9.000	L1	ON	19.2
1.959000	33.32	---	56.00	22.69	1000.0	9.000	L1	ON	19.1
2.433750	---	23.31	46.00	22.69	1000.0	9.000	L1	ON	19.0
2.809500	30.75	---	56.00	25.25	1000.0	9.000	L1	ON	19.0
12.435000	34.25	---	60.00	25.75	1000.0	9.000	L1	ON	19.4
12.441750	---	29.97	50.00	20.03	1000.0	9.000	L1	ON	19.4
15.474750	46.45	---	60.00	13.55	1000.0	9.000	L1	ON	19.4
15.528750	---	39.37	50.00	10.63	1000.0	9.000	L1	ON	19.4

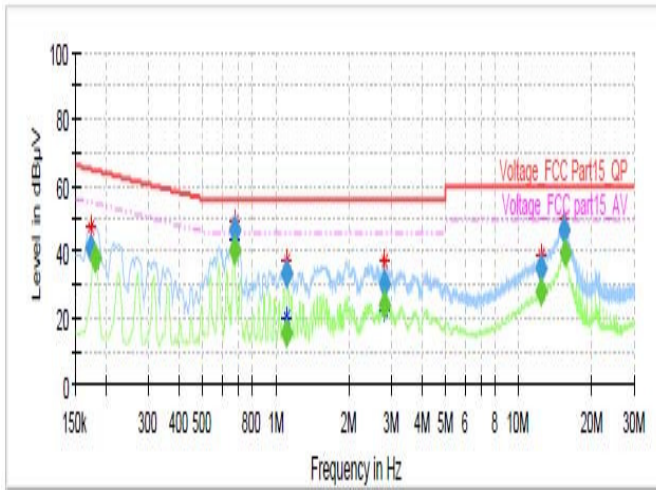
802.11ac HT80, Channel No.: 42, N Line



Final Result

Frequency (MHz)	QuasiPeak (dBµV)	Average (dBµV)	Limit (dBµV)	Margin (dB)	Meas. Time (ms)	Bandwidth (kHz)	Line	Filter	Corr. (dB)
0.172500	39.54	---	64.84	25.30	1000.0	9.000	N	ON	19.2
0.179250	---	36.12	54.52	18.40	1000.0	9.000	N	ON	19.2
0.672000	---	32.34	46.00	13.66	1000.0	9.000	N	ON	19.3
0.676500	45.68	---	56.00	10.32	1000.0	9.000	N	ON	19.3
1.124250	31.66	---	56.00	24.34	1000.0	9.000	N	ON	19.2
1.131000	---	21.96	46.00	24.04	1000.0	9.000	N	ON	19.2
2.427000	---	18.72	46.00	27.28	1000.0	9.000	N	ON	19.0
2.717250	27.83	---	56.00	28.17	1000.0	9.000	N	ON	19.0
12.437250	34.46	---	60.00	25.54	1000.0	9.000	N	ON	19.4
12.441750	---	29.98	50.00	20.02	1000.0	9.000	N	ON	19.4
15.148500	---	40.09	50.00	9.91	1000.0	9.000	N	ON	19.5
15.454500	46.53	---	60.00	13.47	1000.0	9.000	N	ON	19.4

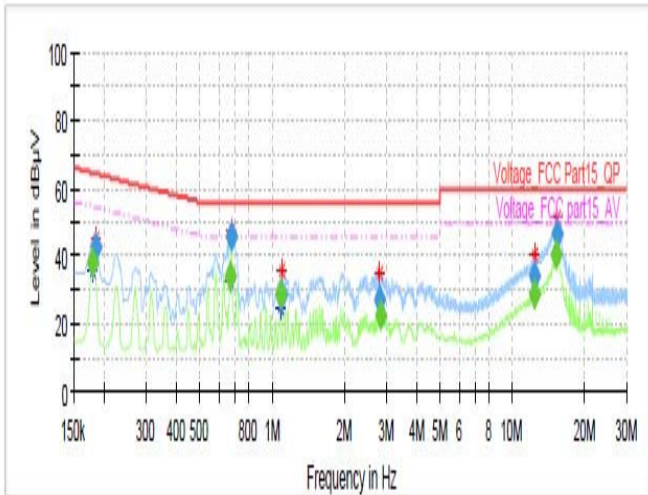
802.11ac HT80, Channel No.: 155, L Line



Final Result

Frequency (MHz)	QuasiPeak (dBµV)	Average (dBµV)	Limit (dBµV)	Margin (dB)	Meas. Time (ms)	Bandwidth (kHz)	Line	Filter	Corr. (dB)
0.172500	41.00	---	64.84	23.84	1000.0	9.000	L1	ON	19.2
0.181500	---	37.62	54.42	16.79	1000.0	9.000	L1	ON	19.2
0.674250	---	40.50	46.00	5.50	1000.0	9.000	L1	ON	19.3
0.676500	46.64	---	56.00	9.36	1000.0	9.000	L1	ON	19.3
1.108500	---	15.18	46.00	30.82	1000.0	9.000	L1	ON	19.2
1.113000	33.43	---	56.00	22.57	1000.0	9.000	L1	ON	19.2
2.809500	---	24.01	46.00	21.99	1000.0	9.000	L1	ON	19.0
2.814000	30.25	---	56.00	25.75	1000.0	9.000	L1	ON	19.0
12.338250	---	28.21	50.00	21.79	1000.0	9.000	L1	ON	19.4
12.441750	34.83	---	60.00	25.17	1000.0	9.000	L1	ON	19.4
15.443250	46.43	---	60.00	13.57	1000.0	9.000	L1	ON	19.4
15.524250	---	39.35	50.00	10.65	1000.0	9.000	L1	ON	19.4

802.11ac HT80, Channel No.: 155, N Line



Final Result

Frequency (MHz)	QuasiPeak (dBµV)	Average (dBµV)	Limit (dBµV)	Margin (dB)	Meas. Time (ms)	Bandwidth (kHz)	Line	Filter	Corr. (dB)
0.179250	---	37.62	54.52	16.90	1000.0	9.000	N	ON	19.2
0.183750	42.66	---	64.31	21.65	1000.0	9.000	N	ON	19.2
0.672000	---	34.45	46.00	11.55	1000.0	9.000	N	ON	19.3
0.676500	45.63	---	56.00	10.37	1000.0	9.000	N	ON	19.3
1.088250	---	28.85	46.00	17.15	1000.0	9.000	N	ON	19.2
1.092750	28.40	---	56.00	27.60	1000.0	9.000	N	ON	19.2
2.811750	26.81	---	56.00	29.19	1000.0	9.000	N	ON	19.0
2.827500	---	22.64	46.00	23.36	1000.0	9.000	N	ON	19.0
12.417000	---	28.51	50.00	21.49	1000.0	9.000	N	ON	19.4
12.437250	34.44	---	60.00	25.56	1000.0	9.000	N	ON	19.4
15.171000	---	39.95	50.00	10.05	1000.0	9.000	N	ON	19.4
15.434250	46.78	---	60.00	13.22	1000.0	9.000	N	ON	19.4



## 6. Main Test Instruments

Name	Type	Manufacturer	Serial Number	Calibration Date	Expiration Time
Spectrum Analyzer	FSV30	R&S	100815	2016-12-17	2017-12-16
EMI Test Receiver	ESCI	R&S	100948	2016-06-01	2017-05-31
Loop Antenna	FMZB1519	SCHWARZBECK	1519-047	2014-02-29	2017-02-28
TRILOG Broadband Antenna	VULB 9163	Schwarzbeck	9163-201	2014-12-06	2017-12-05
Double Ridged Waveguide Horn Antenna	HF907	R&S	100126	2014-12-06	2017-12-05
Standard Gain Horn	3160-09	ETS-Lindgren	00102644	2015-01-30	2018-01-29
Broadband Horn Antenna	BBHA9170	Schwarzbeck	MRTSUE06024	2016-11-25	2019-11-24
EMI Test Receiver	ESCS30	R&S	100138	2016-12-17	2017-12-16
LISN	ENV216	R&S	101171	2016-12-18	2019-12-17
Spectrum Analyzer	N9010A	Agilent	MY47191109	2016-05-21	2017-05-20
MOB COMMS DC SUPPLY	66319D	Agilent	MY43004105	2016-05-21	2017-05-20
AV power meter	U2021XA	Keysight	MY55240003	2016-06-26	2017-06-25
RF Cable	SMA 15cm	Agilent	0001	2016-12-06	2017-03-05

\*\*\*\*\*END OF REPORT \*\*\*\*\*



# ANNEX A: EUT Appearance and Test Setup

## A.1 EUT Appearance





a: EUT



b: Adapter


**Picture 1 EUT and Accessory**



## A.2 Test Setup



30M Hz-1GHz



Above 1GHz

**Picture 2 Radiated Emission Test Setup**





**Picture 3 Conducted Emission Test Setup**