

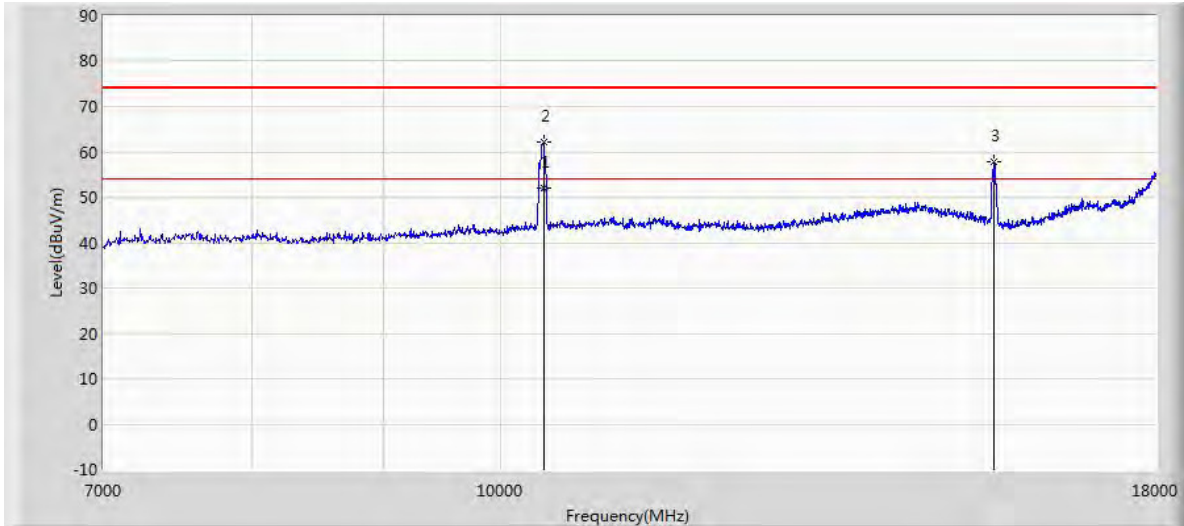
Note: The signal beyond the limit is carrier.
Radiates Emission from 3GHz to 7GHz

Frequency (MHz)	Peak (dBuV/m)	Height (cm)	Polarization	Azimuth (deg)	Reading value (dBuV/m)	Correct Factor (dB)	Margin (dB)	Limit (dBuV/m)
3000.000000	52.5	102.0	V	343.0	59.3	6.8	21.5	74
3956.000000	52.0	102.0	H	33.0	61.0	9.0	22.0	74
4572.500000	54.1	102.0	V	329.0	64.9	10.8	19.9	74
6084.000000	57.9	102.0	V	343.0	73.1	15.2	16.1	74
4917.500000	53.9	102.0	H	46.0	65.8	11.9	20.1	74
5598.000000	55.3	102.0	H	0.0	68.7	13.4	18.7	74

Remark: 1. Correction Factor = Antenna factor+ Insertion loss (cable loss + amplifier gain)

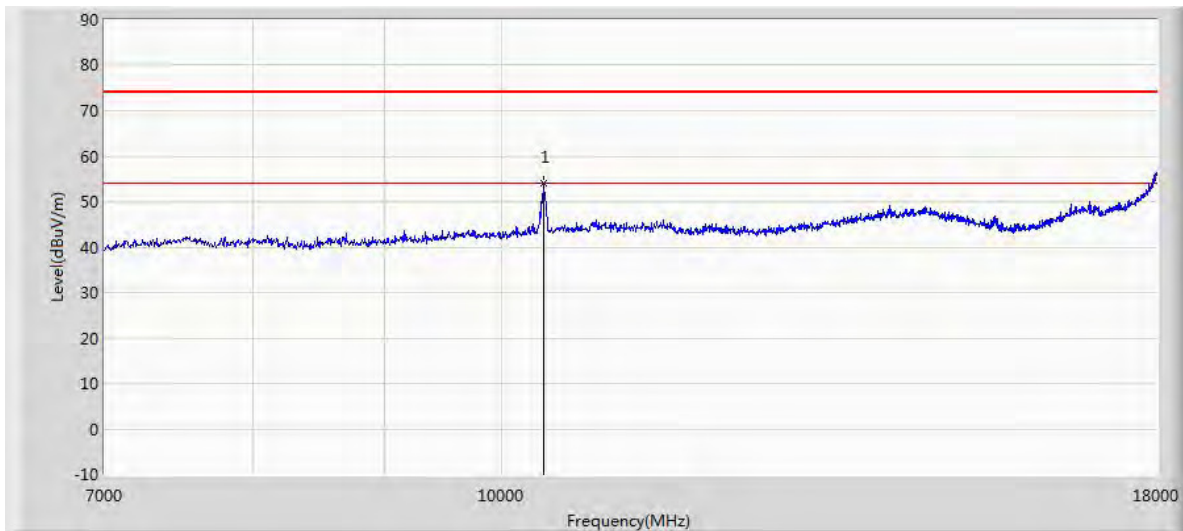
Frequency (MHz)	Average (dBuV/m)	Height (cm)	Polarization	Azimuth (deg)	Reading value (dBuV/m)	Correct Factor (dB)	Margin (dB)	Limit (dBuV/m)
3187.000000	40.4	102.0	V	0.0	47.5	7.1	13.6	54
3718.500000	40.3	102.0	H	100.0	48.7	8.4	13.7	54
4581.000000	41.8	102.0	H	0.0	52.6	10.8	12.2	54
5883.500000	44.7	102.0	V	69.0	59.6	14.9	9.3	54
6920.000000	50.5	102.0	H	167.0	66.7	16.2	3.5	54
4870.000000	42.4	102.0	H	33.0	54.2	11.8	11.6	54

Remark: 1. Correction Factor = Antenna factor+ Insertion loss (cable loss + amplifier gain)



Radiates Emission from 7GHz to 18GHz - Horizontal

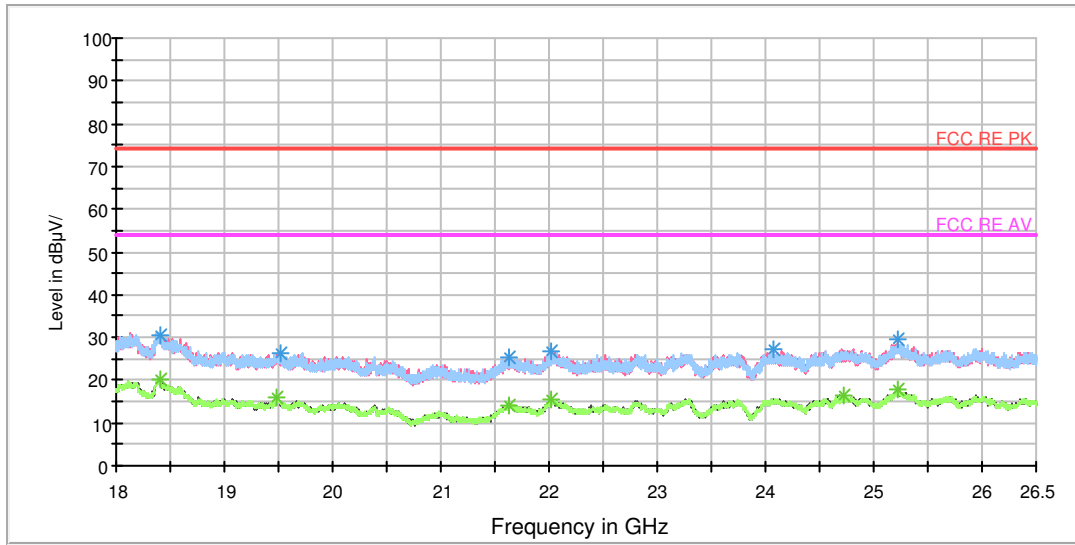
Frequency (MHz)	Measure Level (dBuV/m)	Reading Level (dBuV)	Over Limit (dB)	Limit (dBuV/m)	Factor (dB)	Type
10391.600	52.155	39.835	-1.845	54.000	12.320	AV
10393.500	62.039	49.713	-11.961	74.000	12.326	PK
15569.000	57.790	45.663	-16.210	74.000	12.127	PK



Radiates Emission from 7GHz to 18GHz - Vertical

Frequency (MHz)	Measure Level (dBuV/m)	Reading Level (dBuV)	Over Limit (dB)	Limit (dBuV/m)	Factor (dB)	Type
10388.000	54.082	41.774	-19.918	74.000	12.308	PK

RE 18-26.5GHz PK+AV



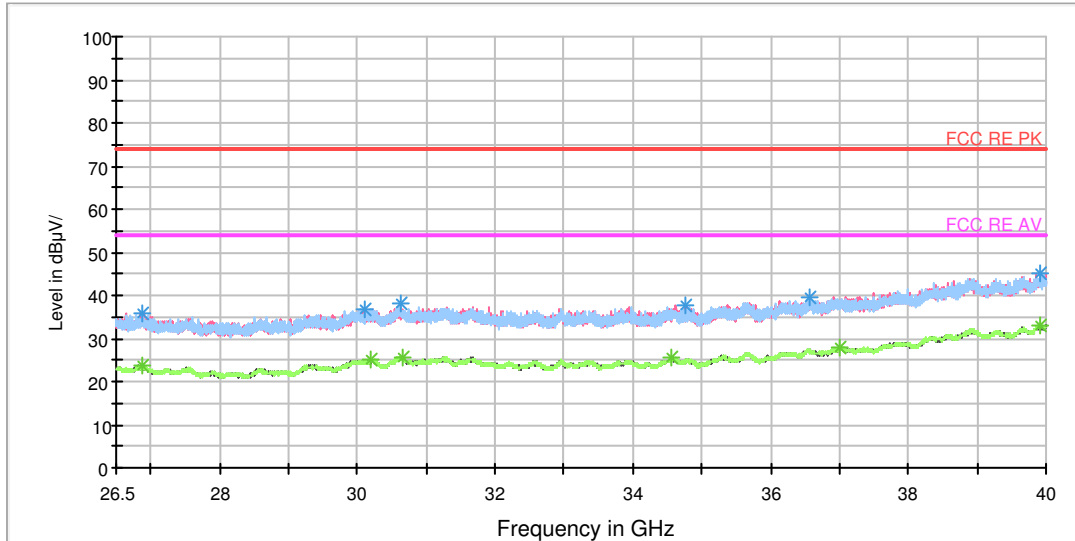
Radiates Emission from 18GHz to 26.5GHz

Frequency (MHz)	Peak (dBuV/m)	Polarization	Azimuth (deg)	Reading value (dBuV/m)	Correct Factor (dB)	Margin (dB)	Limit (dBuV/m)
18400.562500	30.7	V	172.0	35.6	-4.9	43.3	74
19525.750000	26.3	V	256.0	33.7	-7.4	47.7	74
21625.250000	25.4	V	293.0	34.5	-9.1	48.6	74
22024.750000	26.6	H	97.0	34.6	-8.0	47.4	74
24081.750000	27.5	V	87.0	35.3	-7.8	46.5	74
25228.187500	29.4	V	15.0	35.3	-5.9	44.6	74

Remark: 1. Correction Factor = Antenna factor+ Insertion loss (cable loss + amplifier gain)

Frequency (MHz)	Average (dBuV/m)	Polarization	Azimuth (deg)	Reading value (dBuV/m)	Correct Factor (dB)	Margin (dB)	Limit (dBuV/m)
18399.500000	20.0	V	300.0	24.9	-4.9	34.0	54
19490.687500	15.9	H	67.0	23.5	-7.6	38.1	54
21638.000000	14.3	V	300.0	23.4	-9.1	39.7	54
22024.750000	15.3	V	194.0	23.3	-8.0	38.7	54
24725.625000	16.6	H	0.0	22.8	-6.2	37.4	54
25229.250000	17.8	V	263.0	23.7	-5.9	36.2	54

Remark: 1. Correction Factor = Antenna factor+ Insertion loss (cable loss + amplifier gain)



Radiates Emission from 26.5GHz to 40GHz

Frequency (MHz)	Peak (dBuV/m)	Polarization	Azimuth (deg)	Reading value (dBuV/m)	Correct Factor (dB)	Margin (dB)	Limit (dBuV/m)
26891.500000	36.0	V	15.0	36.8	-0.8	38.0	74
30101.125000	36.7	V	15.0	37.1	-0.4	37.3	74
30629.312500	38.0	H	0.0	38.5	-0.5	36.0	74
34760.312500	37.8	V	15.0	38.7	-0.9	36.2	74
36567.625000	39.5	H	0.0	39.6	-0.1	34.5	74
39912.250000	44.9	H	0.0	47.2	2.3	29.1	74

Remark: 1. Correction Factor = Antenna factor+ Insertion loss (cable loss + amplifier gain)

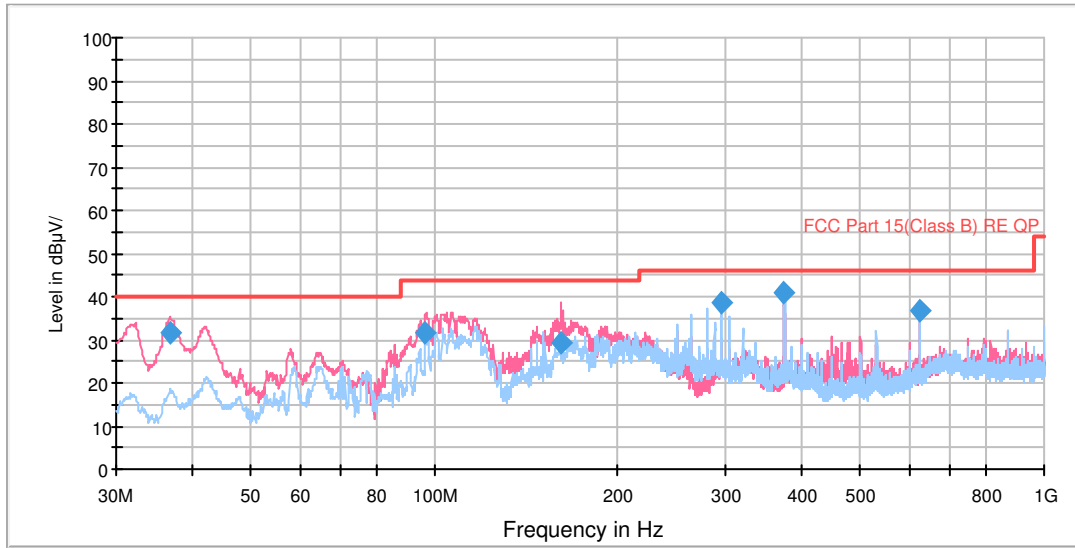
Frequency (MHz)	Average (dBuV/m)	Polarization	Azimuth (deg)	Reading value (dBuV/m)	Correct Factor (dB)	Margin (dB)	Limit (dBuV/m)
26874.625000	23.7	H	4.0	24.5	-0.8	30.3	54
30202.375000	25.1	H	0.0	25.5	-0.4	28.9	54
30651.250000	25.8	V	15.0	26.3	-0.5	28.2	54
34564.562500	25.4	V	15.0	26.4	-1.0	28.6	54
36996.250000	27.8	V	15.0	27.9	-0.1	26.2	54
39917.312500	33.2	V	15.0	35.5	2.3	20.8	54

Remark: 1. Correction Factor = Antenna factor+ Insertion loss (cable loss + amplifier gain)



802.11ac (HT40) CH46

RE 30M-1GHz QP

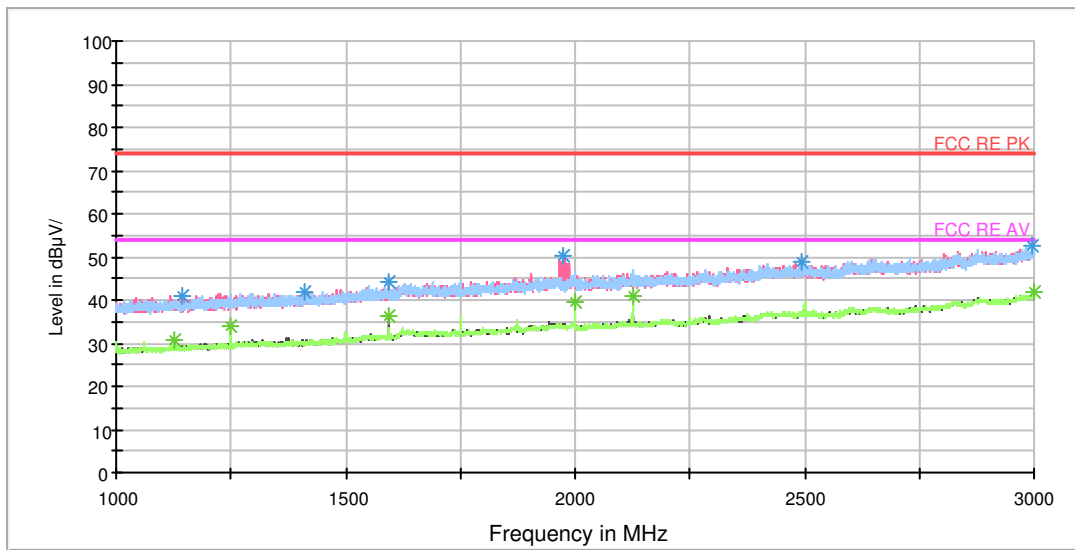


Radiates Emission from 30MHz to 1GHz

Frequency (MHz)	Quasi-Peak (dBuV/m)	Height (cm)	Polarization	Azimuth (deg)	Reading value (dBuV/m)	Correct Factor (dB)	Margin (dB)	Limit (dBuV/m)
36.760422	31.6	99.0	V	321.0	53.8	-22.2	8.4	40.0
96.322940	31.7	120.0	V	261.0	57.1	-25.4	11.8	43.5
160.949519	29.2	100.0	V	0.0	57.8	-28.6	14.3	43.5
296.002500	38.4	100.0	H	319.0	61.9	-23.5	7.6	46.0
374.978750	41.2	100.0	H	340.0	63.1	-21.9	4.8	46.0
625.011250	36.7	120.0	H	319.0	53.4	-16.7	9.3	46.0

- Remark: 1. Quasi-Peak = Reading value + Correction factor
 2. Correction Factor = Antenna factor+ Insertion loss(cable loss+amplifier gain)
 3. Margin = Limit – Quasi-Peak

RE 1G-3GHz PK+AV



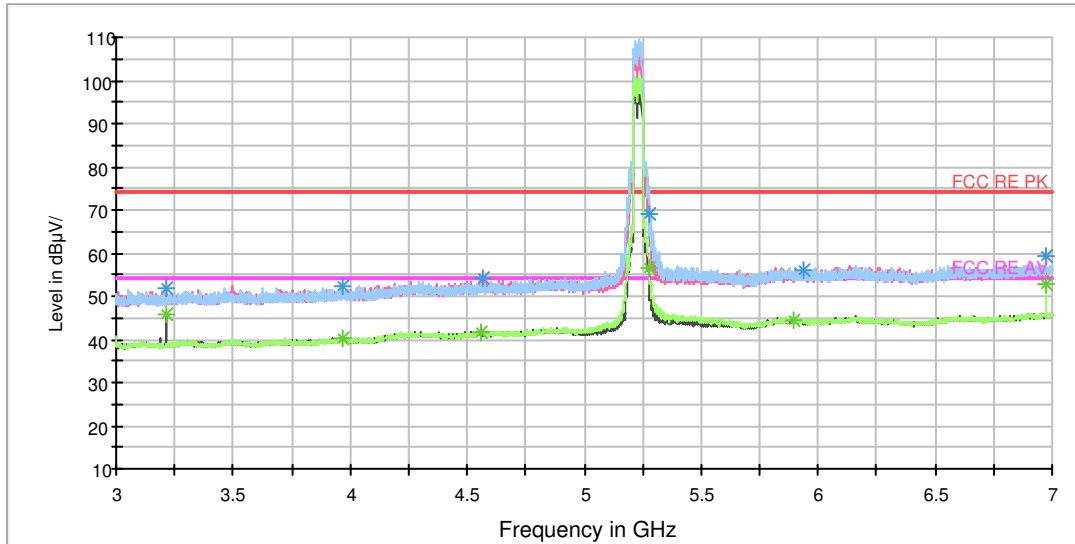
Radiates Emission from 1GHz to 3GHz

Frequency (MHz)	Peak (dBuV/m)	Height (cm)	Polarization	Azimuth (deg)	Reading value (dBuV/m)	Correct Factor (dB)	Margin (dB)	Limit (dBuV/m)
1142.750000	40.9	103.0	V	190.0	49.4	-8.5	33.1	74
1408.500000	41.8	103.0	H	0.0	48.9	-7.1	32.2	74
1594.000000	44.3	103.0	V	201.0	50.7	-6.4	29.7	74
1973.500000	50.5	103.0	V	47.0	54.1	-3.6	23.5	74
2494.250000	48.9	103.0	V	34.0	49.1	0.2	25.1	74
2994.000000	52.5	103.0	V	190.0	54.8	2.3	21.5	74

Remark: 1. Correction Factor = Antenna factor+ Insertion loss (cable loss + amplifier gain)

Frequency (MHz)	Average (dBuV/m)	Height (cm)	Polarization	Azimuth (deg)	Reading value (dBuV/m)	Correct Factor (dB)	Margin (dB)	Limit (dBuV/m)
1125.250000	30.9	103.0	H	179.0	39.3	-8.4	23.1	54
1249.750000	34.1	103.0	H	135.0	42.1	-8.0	19.9	54
1593.500000	36.4	103.0	V	190.0	42.8	-6.4	17.6	54
2000.000000	39.7	103.0	H	146.0	43.1	-3.4	14.3	54
2125.000000	40.8	103.0	H	135.0	43.1	-2.3	13.2	54
3000.000000	41.8	103.0	H	135.0	44.1	2.3	12.2	54

Remark: 1. Correction Factor = Antenna factor+ Insertion loss (cable loss + amplifier gain)



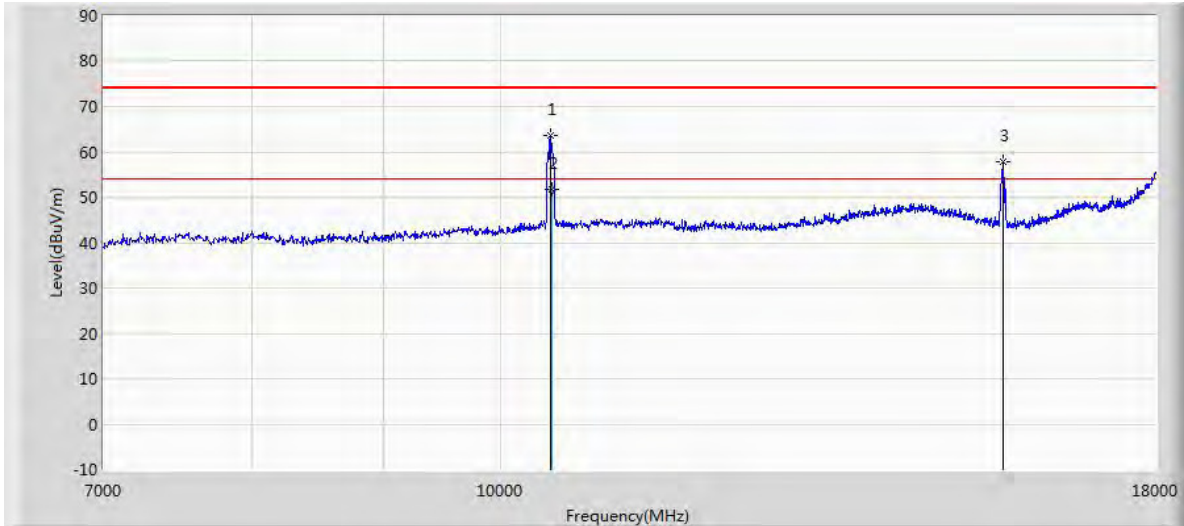
Note: The signal beyond the limit is carrier.
Radiates Emission from 3GHz to 7GHz

Frequency (MHz)	Peak (dBuV/m)	Height (cm)	Polarization	Azimuth (deg)	Reading value (dBuV/m)	Correct Factor (dB)	Margin (dB)	Limit (dBuV/m)
3216.000000	51.7	102.0	V	185.0	58.9	7.2	22.3	74
3971.500000	52.5	102.0	H	56.0	61.6	9.1	21.5	74
4563.500000	54.0	102.0	V	0.0	65.0	11.0	20.0	74
5278.000000	68.9	102.0	H	137.0	81.1	12.2	5.1	74
6973.500000	59.2	102.0	H	206.0	75.5	16.3	14.8	74
5936.500000	56.1	102.0	H	68.0	70.9	14.8	17.9	74

Remark: 1. Correction Factor = Antenna factor+ Insertion loss (cable loss + amplifier gain)

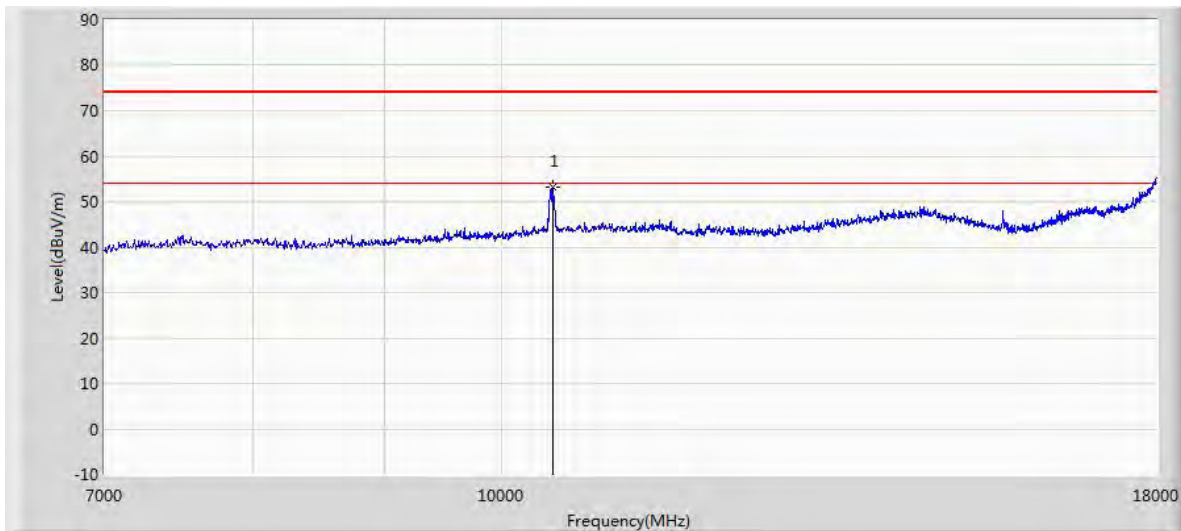
Frequency (MHz)	Average (dBuV/m)	Height (cm)	Polarization	Azimuth (deg)	Reading value (dBuV/m)	Correct Factor (dB)	Margin (dB)	Limit (dBuV/m)
3216.000000	45.8	102.0	V	185.0	53.0	7.2	8.2	54
3968.500000	40.1	102.0	H	0.0	49.2	9.1	13.9	54
4556.000000	41.7	102.0	V	0.0	52.6	10.9	12.3	54
5278.000000	56.4	102.0	H	137.0	68.6	12.2	-2.4	54
6973.500000	52.8	102.0	H	206.0	69.1	16.3	1.2	54
5891.500000	44.4	102.0	V	157.0	59.3	14.9	9.6	54

Remark: 1. Correction Factor = Antenna factor+ Insertion loss (cable loss + amplifier gain)



Radiates Emission from 7GHz to 18GHz - Horizontal

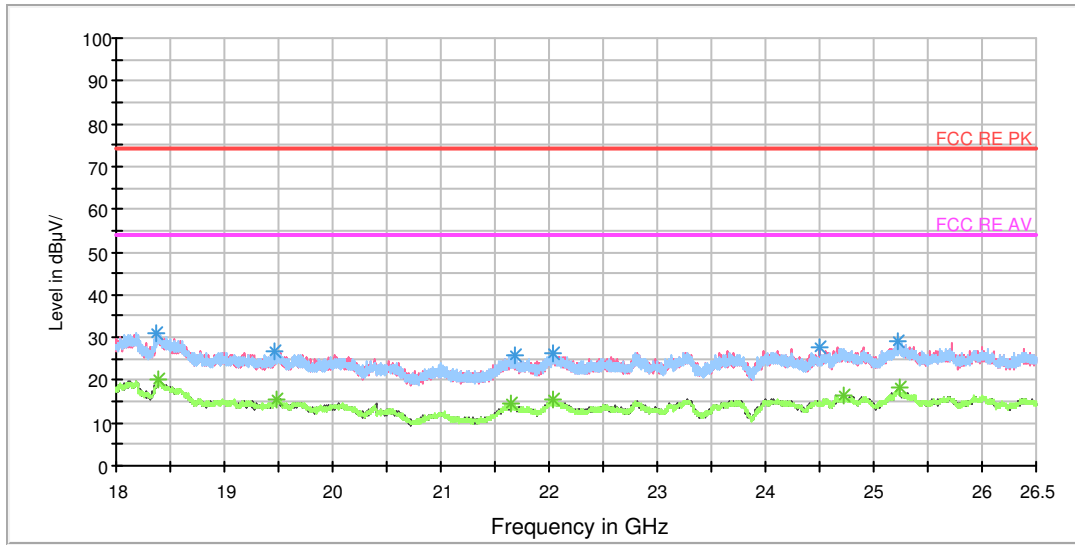
Frequency (MHz)	Measure Level (dBuV/m)	Reading Level (dBuV)	Over Limit (dB)	Limit (dBuV/m)	Factor (dB)	Type
10454.000	63.508	51.465	-10.492	74.000	12.043	PK
10471.100	51.768	39.606	-2.232	54.000	12.162	AV
15690.000	57.696	45.795	-16.304	74.000	11.901	PK



Radiates Emission from 7GHz to 18GHz - Vertical

Frequency (MHz)	Measure Level (dBuV/m)	Reading Level (dBuV)	Over Limit (dB)	Limit (dBuV/m)	Factor (dB)	Type
10465.000	53.284	41.176	-20.716	74.000	12.108	PK

RE 18-26.5GHz PK+AV



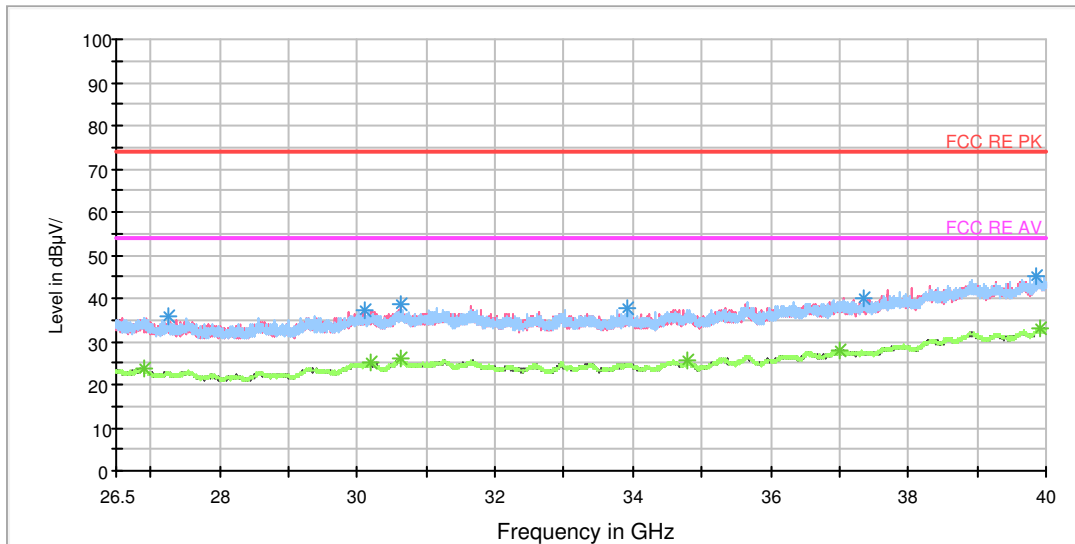
Radiates Emission from 18GHz to 26.5GHz

Frequency (MHz)	Peak (dBuV/m)	Polarization	Azimuth (deg)	Reading value (dBuV/m)	Correct Factor (dB)	Margin (dB)	Limit (dBuV/m)
18374.000000	31.2	V	248.0	35.9	-4.7	42.8	74
19463.062500	26.7	H	127.0	34.9	-8.2	47.3	74
21692.187500	25.8	H	96.0	35.1	-9.3	48.2	74
22033.250000	26.5	V	150.0	34.5	-8.0	47.5	74
24498.250000	27.5	V	89.0	35.6	-8.1	46.5	74
25214.375000	28.9	V	285.0	35.0	-6.1	45.1	74

Remark: 1. Correction Factor = Antenna factor+ Insertion loss (cable loss + amplifier gain)

Frequency (MHz)	Average (dBuV/m)	Polarization	Azimuth (deg)	Reading value (dBuV/m)	Correct Factor (dB)	Margin (dB)	Limit (dBuV/m)
18383.562500	20.2	H	111.0	25.0	-4.8	33.8	54
19480.062500	15.7	H	134.0	23.5	-7.8	38.3	54
21649.687500	14.5	V	172.0	23.7	-9.2	39.5	54
22032.187500	15.5	H	62.0	23.5	-8.0	38.5	54
24723.500000	16.6	H	218.0	22.8	-6.2	37.4	54
25232.437500	18.1	V	241.0	24.0	-5.9	35.9	54

Remark: 1. Correction Factor = Antenna factor+ Insertion loss (cable loss + amplifier gain)



Radiates Emission from 26.5GHz to 40GHz

Frequency (MHz)	Peak (dBuV/m)	Polarization	Azimuth (deg)	Reading value (dBuV/m)	Correct Factor (dB)	Margin (dB)	Limit (dBuV/m)
27256.000000	35.7	H	0.0	36.8	-1.1	38.3	74
30111.250000	37.2	V	11.0	37.6	-0.4	36.8	74
30629.312500	38.6	V	15.0	39.1	-0.5	35.4	74
33918.250000	37.6	H	0.0	39.0	-1.4	36.4	74
37343.875000	40.0	H	0.0	40.5	0.5	34.0	74
39841.375000	45.3	H	0.0	47.7	2.4	28.7	74

Remark: 1. Correction Factor = Antenna factor+ Insertion loss (cable loss + amplifier gain)

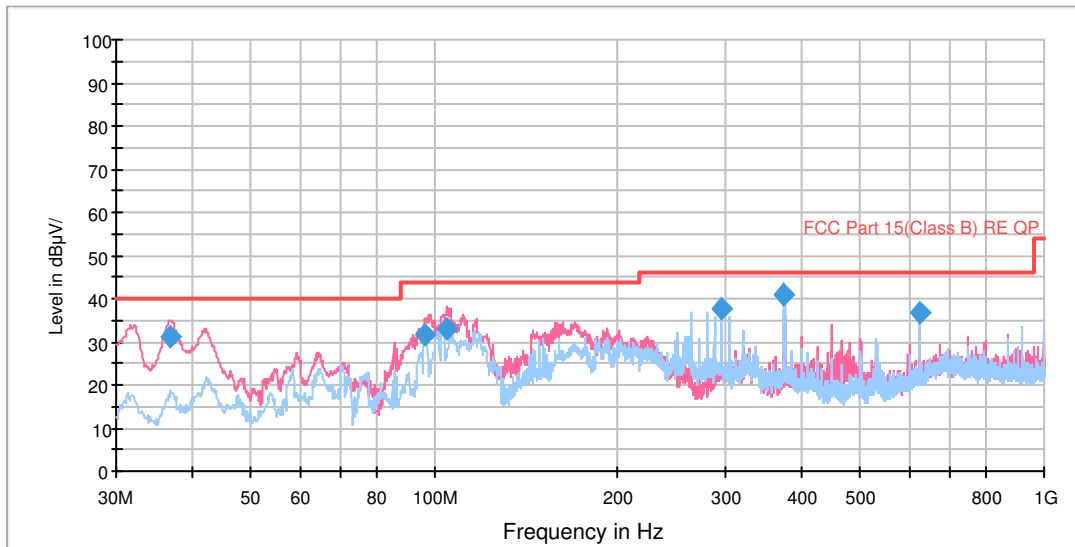
Frequency (MHz)	Average (dBuV/m)	Polarization	Azimuth (deg)	Reading value (dBuV/m)	Correct Factor (dB)	Margin (dB)	Limit (dBuV/m)
26906.687500	23.6	V	15.0	24.4	-0.8	30.4	54
30200.687500	25.2	V	15.0	25.6	-0.4	28.8	54
30625.937500	25.8	H	0.0	26.3	-0.5	28.2	54
34802.500000	25.4	H	15.0	26.2	-0.8	28.6	54
37011.437500	27.9	H	0.0	28.0	-0.1	26.1	54
39898.750000	33.0	V	11.0	35.3	2.3	21.0	54

Remark: 1. Correction Factor = Antenna factor+ Insertion loss (cable loss + amplifier gain)



802.11ac (HT40) CH54

RE 30M-1GHz QP

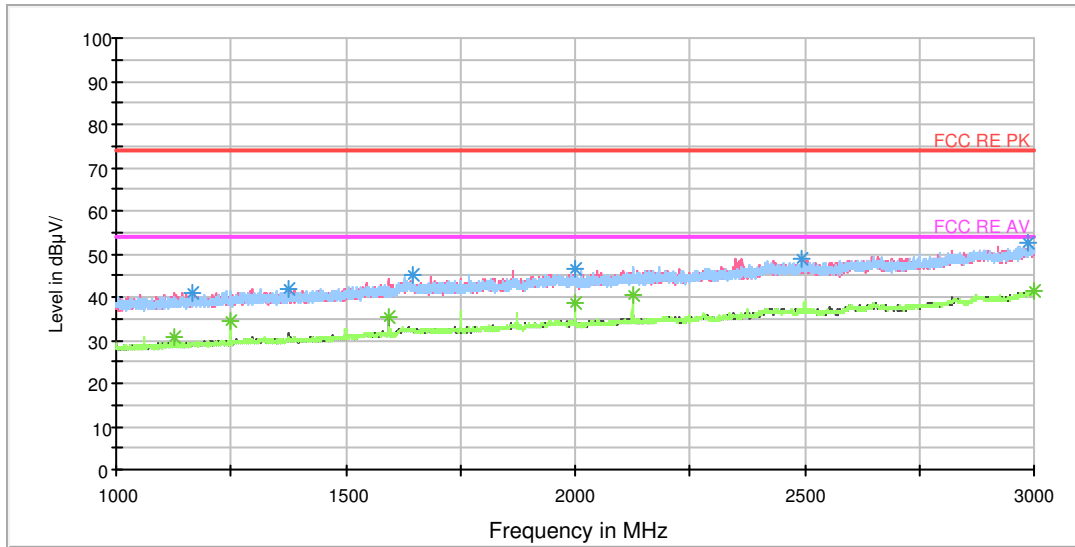


Radiates Emission from 30MHz to 1GHz

Frequency (MHz)	Quasi-Peak (dBuV/m)	Height (cm)	Polarization	Azimuth (deg)	Reading value (dBuV/m)	Correct Factor (dB)	Margin (dB)	Limit (dBuV/m)
36.738025	31.2	99.0	V	350.0	53.4	-22.2	8.8	40.0
96.000100	31.6	106.0	V	281.0	57.0	-25.4	11.9	43.5
104.830172	32.9	100.0	V	270.0	58.7	-25.8	10.6	43.5
296.002500	37.8	100.0	H	25.0	61.3	-23.5	8.2	46.0
374.978750	41.1	100.0	H	341.0	63.0	-21.9	4.9	46.0
625.011250	36.7	120.0	H	319.0	53.4	-16.7	9.3	46.0

- Remark: 1. Quasi-Peak = Reading value + Correction factor
 2. Correction Factor = Antenna factor+ Insertion loss(cable loss+amplifier gain)
 3. Margin = Limit – Quasi-Peak

RE 1G-3GHz PK+AV



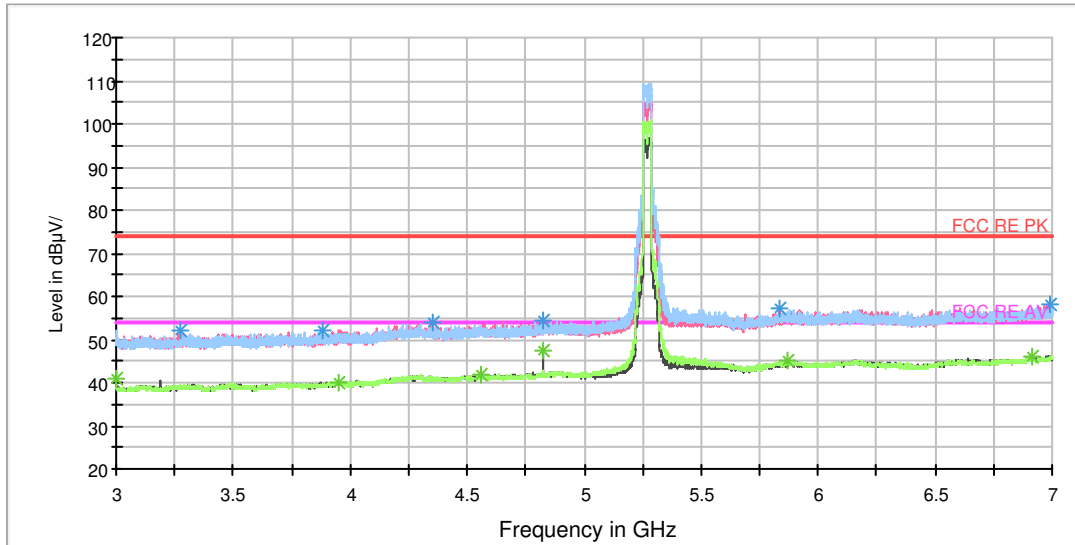
Radiates Emission from 1GHz to 3GHz

Frequency (MHz)	Peak (dBuV/m)	Height (cm)	Polarization	Azimuth (deg)	Reading value (dBuV/m)	Correct Factor (dB)	Margin (dB)	Limit (dBuV/m)
1167.750000	41.1	103.0	H	100.0	49.3	-8.2	32.9	74
1376.500000	41.9	103.0	V	137.0	49.0	-7.1	32.1	74
1646.250000	45.0	103.0	H	0.0	49.9	-4.9	29.0	74
1999.750000	46.7	103.0	H	144.0	50.1	-3.4	27.3	74
2493.500000	48.9	103.0	V	230.0	49.1	0.2	25.1	74
2986.750000	52.5	103.0	H	0.0	54.7	2.2	21.5	74

Remark: 1. Correction Factor = Antenna factor+ Insertion loss (cable loss + amplifier gain)

Frequency (MHz)	Average (dBuV/m)	Height (cm)	Polarization	Azimuth (deg)	Reading value (dBuV/m)	Correct Factor (dB)	Margin (dB)	Limit (dBuV/m)
1124.750000	30.8	103.0	H	144.0	39.2	-8.4	23.2	54
1250.000000	34.5	103.0	H	144.0	42.5	-8.0	19.5	54
1593.250000	35.4	103.0	V	190.0	41.8	-6.4	18.6	54
2000.250000	38.8	103.0	H	144.0	42.2	-3.4	15.2	54
2125.000000	40.5	103.0	H	133.0	42.8	-2.3	13.5	54
2999.750000	41.4	103.0	H	155.0	43.7	2.3	12.6	54

Remark: 1. Correction Factor = Antenna factor+ Insertion loss (cable loss + amplifier gain)



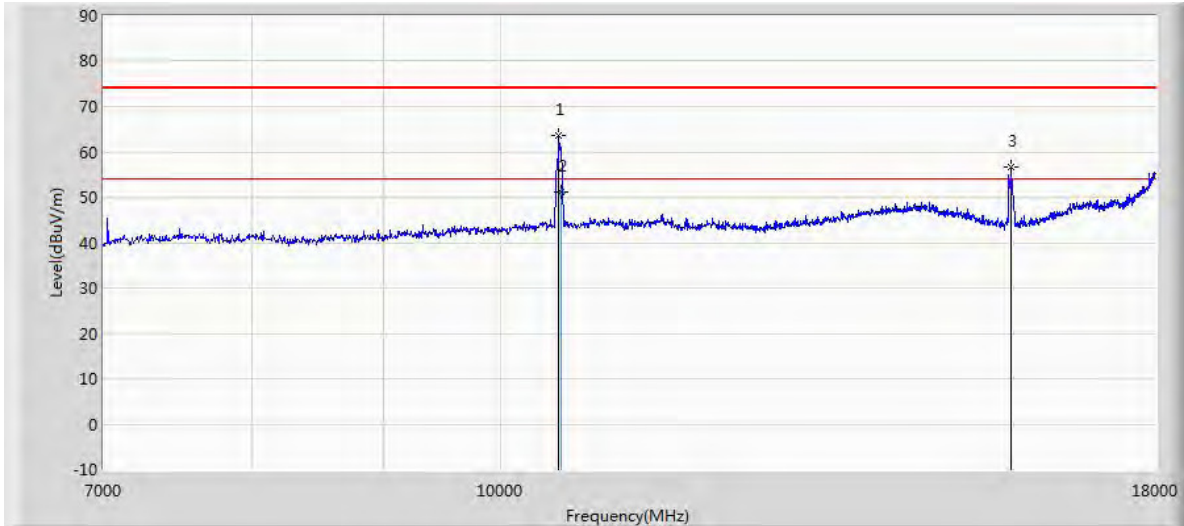
Note: The signal beyond the limit is carrier.
Radiates Emission from 3GHz to 7GHz

Frequency (MHz)	Peak (dBuV/m)	Height (cm)	Polarization	Azimuth (deg)	Reading value (dBuV/m)	Correct Factor (dB)	Margin (dB)	Limit (dBuV/m)
3278.000000	52.0	102.0	H	83.0	59.8	7.8	22.0	74
3879.500000	52.1	102.0	V	169.0	60.8	8.7	21.9	74
4352.000000	53.8	102.0	H	262.0	64.3	10.5	20.2	74
6988.500000	58.3	102.0	V	316.0	74.7	16.4	15.7	74
5838.500000	57.1	102.0	V	0.0	71.6	14.5	16.9	74
4823.000000	54.3	102.0	V	329.0	65.7	11.4	19.7	74

Remark: 1. Correction Factor = Antenna factor+ Insertion loss (cable loss + amplifier gain)

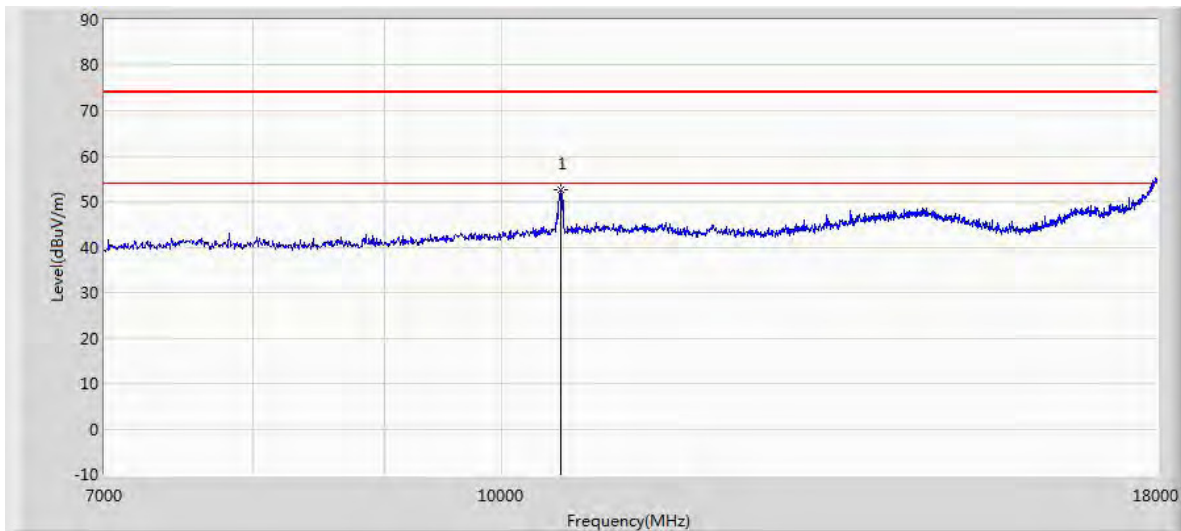
Frequency (MHz)	Average (dBuV/m)	Height (cm)	Polarization	Azimuth (deg)	Reading value (dBuV/m)	Correct Factor (dB)	Margin (dB)	Limit (dBuV/m)
3000.000000	40.9	102.0	H	304.0	47.7	6.8	13.1	54
3948.000000	40.2	102.0	V	209.0	49.1	8.9	13.8	54
4558.500000	41.8	102.0	V	71.0	52.8	11.0	12.2	54
6916.000000	46.0	102.0	V	329.0	62.2	16.2	8.0	54
5871.500000	44.9	102.0	H	83.0	59.8	14.9	9.1	54
4824.000000	47.5	102.0	V	223.0	58.9	11.4	6.5	54

Remark: 1. Correction Factor = Antenna factor+ Insertion loss (cable loss + amplifier gain)



Radiates Emission from 7GHz to 18GHz - Horizontal

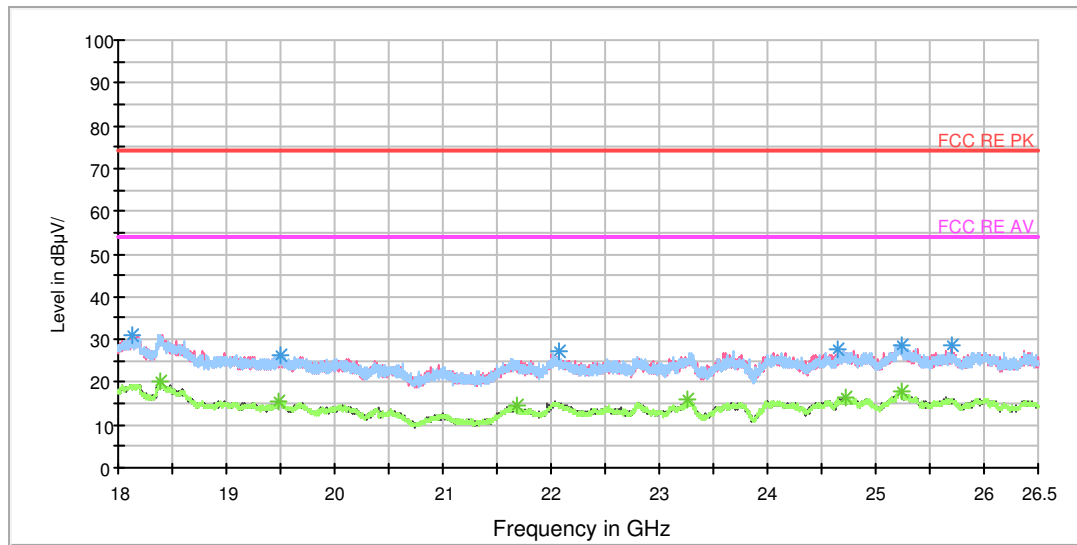
Frequency (MHz)	Measure Level (dBuV/m)	Reading Level (dBuV)	Over Limit (dB)	Limit (dBuV/m)	Factor (dB)	Type
10536.500	63.767	51.311	-10.233	74.000	12.456	PK
10551.800	51.100	38.636	-2.900	54.000	12.463	AV
15811.000	56.655	44.969	-17.345	74.000	11.686	PK



Radiates Emission from 7GHz to 18GHz - Vertical

Frequency (MHz)	Measure Level (dBuV/m)	Reading Level (dBuV)	Over Limit (dB)	Limit (dBuV/m)	Factor (dB)	Type
10547.500	52.559	40.098	-21.441	74.000	12.461	PK

RE 18-26.5GHz PK+AV



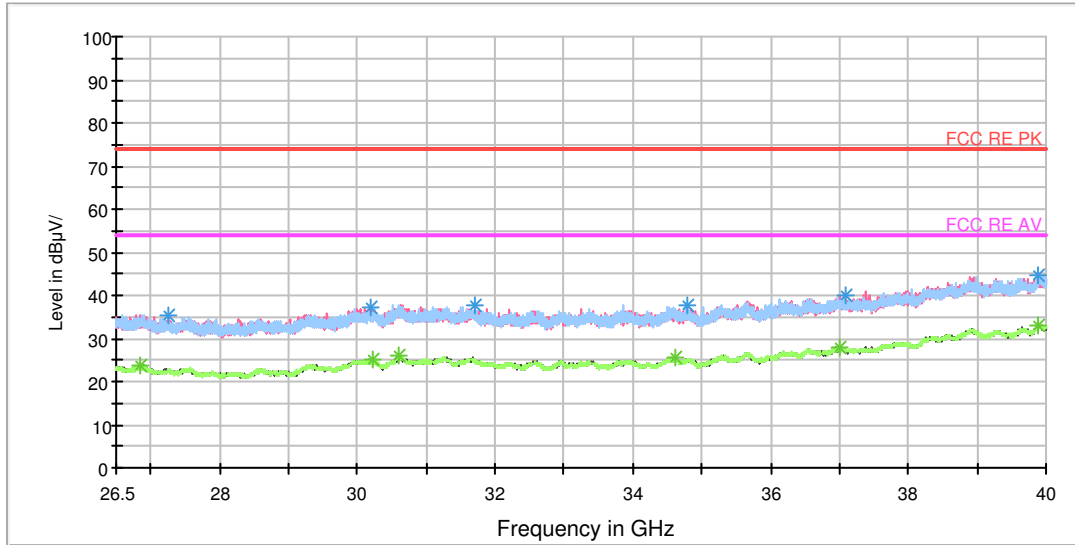
Radiates Emission from 18GHz to 26.5GHz

Frequency (MHz)	Peak (dBuV/m)	Polarization	Azimuth (deg)	Reading value (dBuV/m)	Correct Factor (dB)	Margin (dB)	Limit (dBuV/m)
18122.187500	31.1	H	15.0	36.0	-4.9	42.9	74
19496.000000	26.4	V	159.0	34.0	-7.6	47.6	74
22068.312500	27.2	V	197.0	35.3	-8.1	46.8	74
24656.562500	27.8	V	159.0	34.8	-7.0	46.2	74
25234.562500	28.9	V	205.0	34.9	-6.0	45.1	74
25694.625000	28.7	V	300.0	35.9	-7.2	45.3	74

Remark: 1. Correction Factor = Antenna factor+ Insertion loss (cable loss + amplifier gain)

Frequency (MHz)	Average (dBuV/m)	Polarization	Azimuth (deg)	Reading value (dBuV/m)	Correct Factor (dB)	Margin (dB)	Limit (dBuV/m)
18396.312500	20.1	H	165.0	25.0	-4.9	33.9	54
19483.250000	15.6	V	282.0	23.3	-7.7	38.4	54
21679.437500	14.6	V	300.0	24.0	-9.4	39.4	54
23262.562500	15.7	H	260.0	23.0	-7.3	38.3	54
24728.812500	16.3	H	188.0	22.5	-6.2	37.7	54
25232.437500	17.9	H	203.0	23.8	-5.9	36.1	54

Remark: 1. Correction Factor = Antenna factor+ Insertion loss (cable loss + amplifier gain)



Radiates Emission from 26.5GHz to 40GHz

Frequency (MHz)	Peak (dBuV/m)	Polarization	Azimuth (deg)	Reading value (dBuV/m)	Correct Factor (dB)	Margin (dB)	Limit (dBuV/m)
27257.687500	35.5	V	15.0	36.6	-1.1	38.5	74
30185.500000	37.1	V	15.0	37.5	-0.4	36.9	74
31700.875000	37.6	H	5.0	38.1	-0.5	36.4	74
34789.000000	37.5	H	0.0	38.4	-0.9	36.5	74
37089.062500	40.0	H	15.0	40.1	0.1	34.0	74
39878.500000	44.6	V	11.0	47.0	2.4	29.4	74

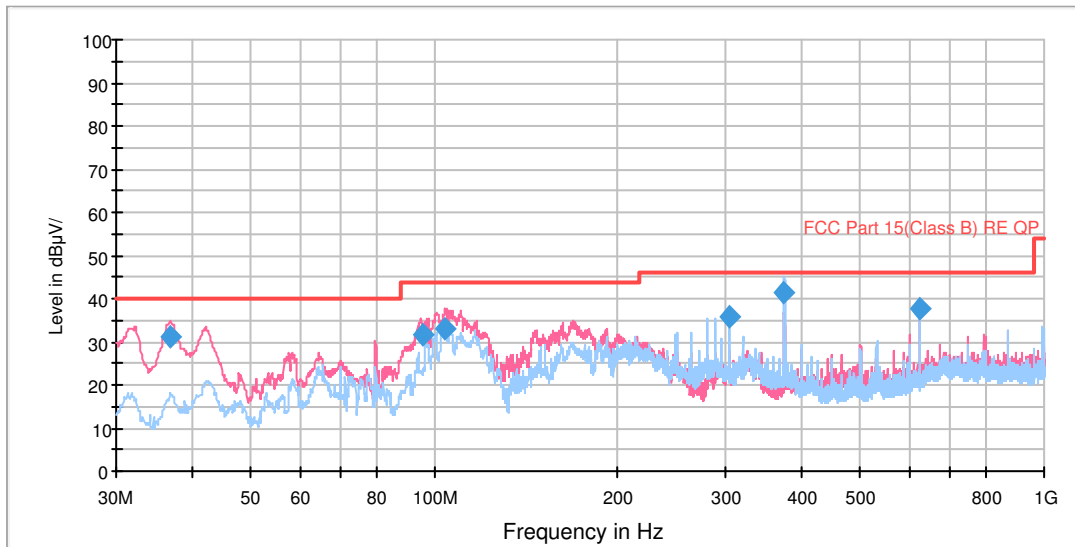
Remark: 1. Correction Factor = Antenna factor+ Insertion loss (cable loss + amplifier gain)

Frequency (MHz)	Average (dBuV/m)	Polarization	Azimuth (deg)	Reading value (dBuV/m)	Correct Factor (dB)	Margin (dB)	Limit (dBuV/m)
26856.062500	23.6	V	15.0	24.3	-0.7	30.4	54
30232.750000	25.0	V	15.0	25.4	-0.4	29.0	54
30598.937500	25.9	H	0.0	26.4	-0.5	28.1	54
34603.375000	25.5	V	15.0	26.5	-1.0	28.5	54
37006.375000	27.9	H	0.0	28.0	-0.1	26.1	54
39897.062500	33.1	V	15.0	35.4	2.3	20.9	54

Remark: 1. Correction Factor = Antenna factor+ Insertion loss (cable loss + amplifier gain)

802.11ac (HT40) CH62

RE 30M-1GHz QP

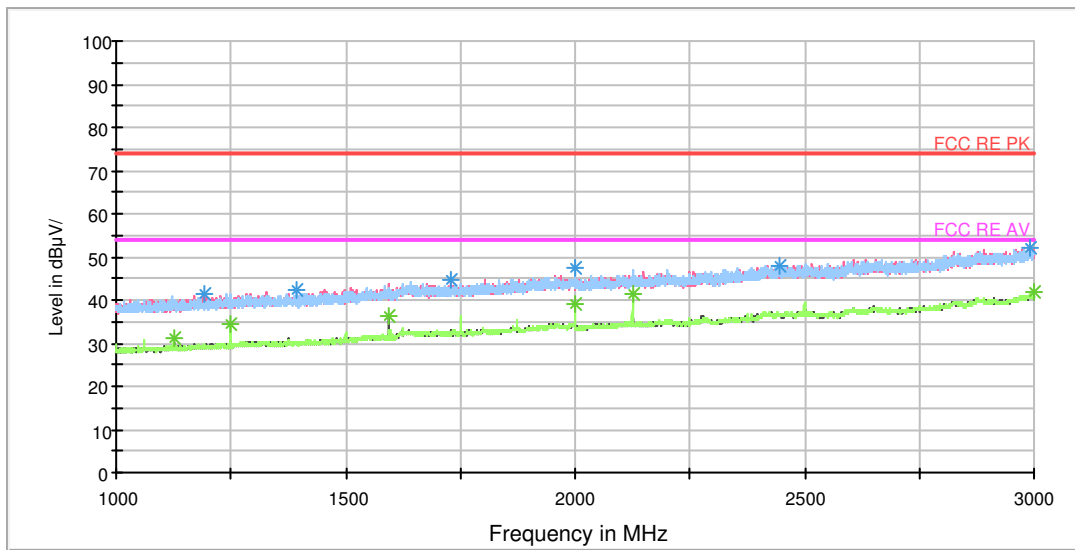


Radiates Emission from 30MHz to 1GHz

Frequency (MHz)	Quasi-Peak (dBuV/m)	Height (cm)	Polarization	Azimuth (deg)	Reading value (dBuV/m)	Correct Factor (dB)	Margin (dB)	Limit (dBuV/m)
36.818025	31.2	100.0	V	326.0	53.4	-22.2	8.8	40.0
95.273472	31.4	120.0	V	272.0	56.9	-25.5	12.1	43.5
104.142594	33.1	100.0	V	252.0	58.8	-25.7	10.4	43.5
303.985000	35.9	100.0	H	0.0	59.0	-23.1	10.1	46.0
374.978750	41.3	100.0	H	343.0	63.2	-21.9	4.7	46.0
625.012500	37.5	100.0	V	244.0	54.2	-16.7	8.5	46.0

- Remark: 1. Quasi-Peak = Reading value + Correction factor
 2. Correction Factor = Antenna factor+ Insertion loss(cable loss+amplifier gain)
 3. Margin = Limit – Quasi-Peak

RE 1G-3GHz PK+AV



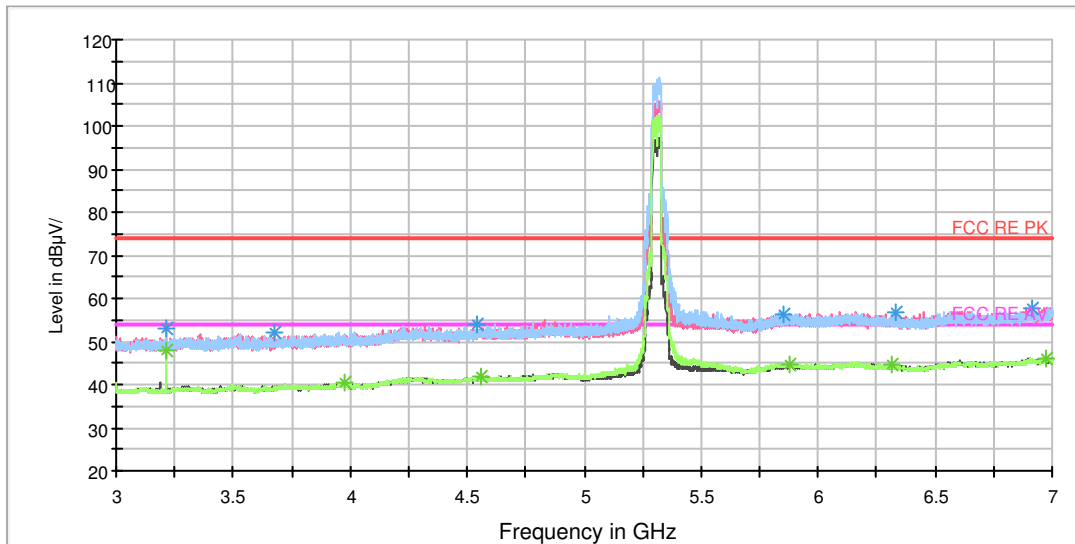
Radiates Emission from 1GHz to 3GHz

Frequency (MHz)	Peak (dBuV/m)	Height (cm)	Polarization	Azimuth (deg)	Reading value (dBuV/m)	Correct Factor (dB)	Margin (dB)	Limit (dBuV/m)
1191.250000	41.4	103.0	V	250.0	49.6	-8.2	32.6	74
1393.000000	42.3	103.0	H	250.0	49.3	-7.0	31.7	74
1731.000000	44.5	103.0	V	250.0	49.4	-4.9	29.5	74
2000.000000	47.4	103.0	H	133.0	50.8	-3.4	26.6	74
2446.000000	48.0	103.0	H	48.0	48.6	-0.6	26.0	74
2992.250000	52.0	103.0	V	73.0	54.2	2.2	22.0	74

Remark: 1. Correction Factor = Antenna factor+ Insertion loss (cable loss + amplifier gain)

Frequency (MHz)	Average (dBuV/m)	Height (cm)	Polarization	Azimuth (deg)	Reading value (dBuV/m)	Correct Factor (dB)	Margin (dB)	Limit (dBuV/m)
1124.750000	31.2	103.0	H	178.0	39.6	-8.4	22.8	54
1250.000000	34.4	103.0	H	154.0	42.4	-8.0	19.6	54
1593.500000	36.3	103.0	V	195.0	42.7	-6.4	17.7	54
2000.000000	39.1	103.0	H	133.0	42.5	-3.4	14.9	54
2125.000000	41.3	103.0	H	145.0	43.6	-2.3	12.7	54
3000.000000	41.8	103.0	H	133.0	44.1	2.3	12.2	54

Remark: 1. Correction Factor = Antenna factor+ Insertion loss (cable loss + amplifier gain)



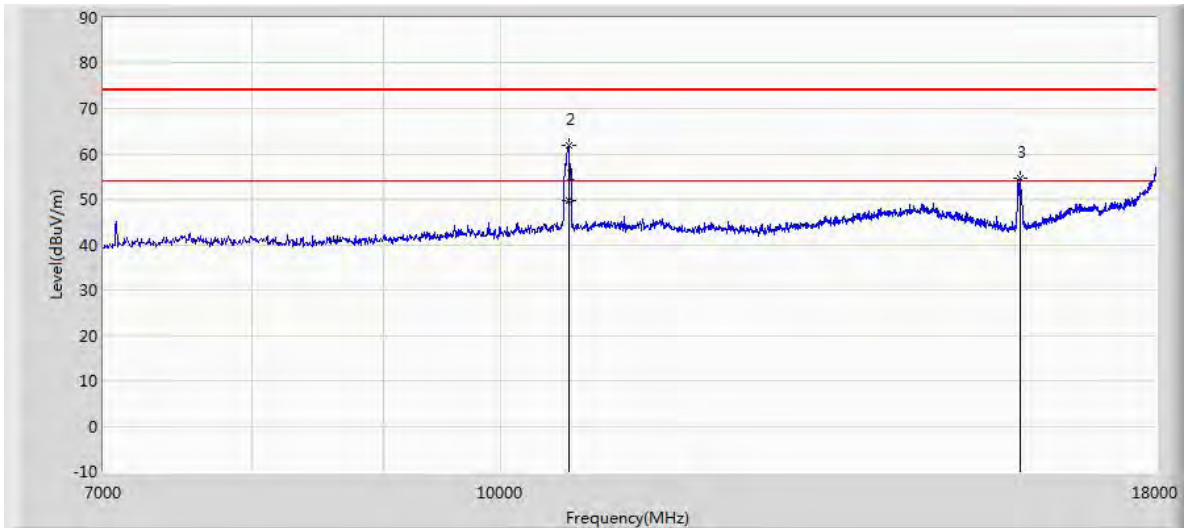
Note: The signal beyond the limit is carrier.
Radiates Emission from 3GHz to 7GHz

Frequency (MHz)	Peak (dBuV/m)	Height (cm)	Polarization	Azimuth (deg)	Reading value (dBuV/m)	Correct Factor (dB)	Margin (dB)	Limit (dBuV/m)
3216.000000	53.0	102.0	H	335.0	60.2	7.2	21.0	74
3673.500000	52.0	102.0	H	0.0	60.2	8.2	22.0	74
4542.000000	53.8	102.0	H	30.0	64.5	10.7	20.2	74
6916.000000	57.7	102.0	V	222.0	73.9	16.2	16.3	74
5848.000000	56.1	102.0	H	30.0	70.7	14.6	17.9	74
6335.000000	56.7	102.0	V	0.0	72.1	15.4	17.3	74

Remark: 1. Correction Factor = Antenna factor+ Insertion loss (cable loss + amplifier gain)

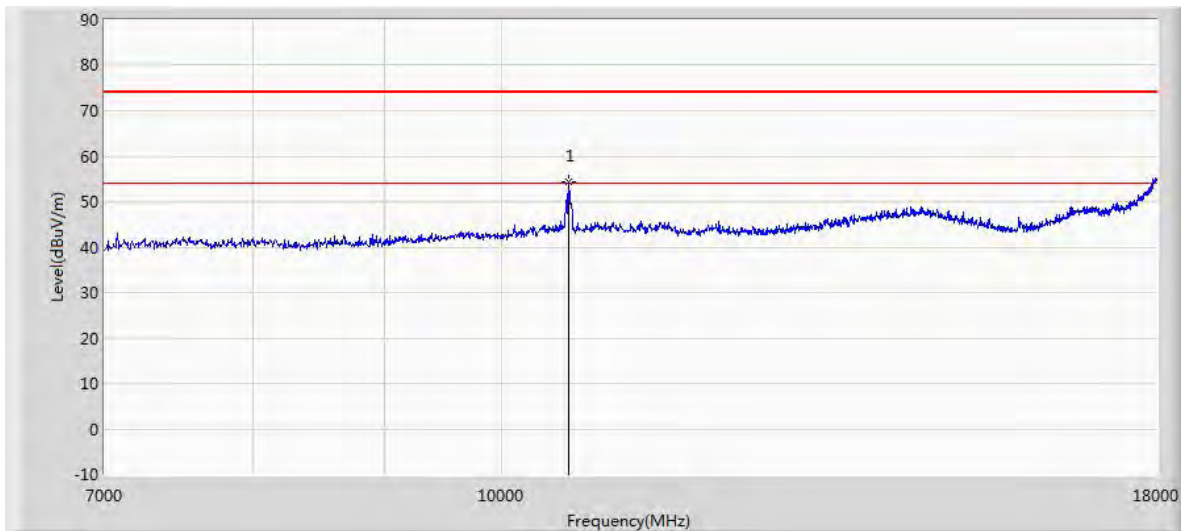
Frequency (MHz)	Average (dBuV/m)	Height (cm)	Polarization	Azimuth (deg)	Reading value (dBuV/m)	Correct Factor (dB)	Margin (dB)	Limit (dBuV/m)
3216.000000	48.0	102.0	H	335.0	55.2	7.2	6.0	54
3975.000000	40.3	102.0	H	0.0	49.4	9.1	13.7	54
4560.000000	41.8	102.0	H	17.0	52.8	11.0	12.2	54
6978.000000	46.0	102.0	H	4.0	62.3	16.3	8.0	54
5878.000000	44.6	102.0	V	71.0	59.5	14.9	9.4	54
6310.500000	44.4	102.0	V	342.0	59.8	15.4	9.6	54

Remark: 1. Correction Factor = Antenna factor+ Insertion loss (cable loss + amplifier gain)



Radiates Emission from 7GHz to 18GHz - Horizontal

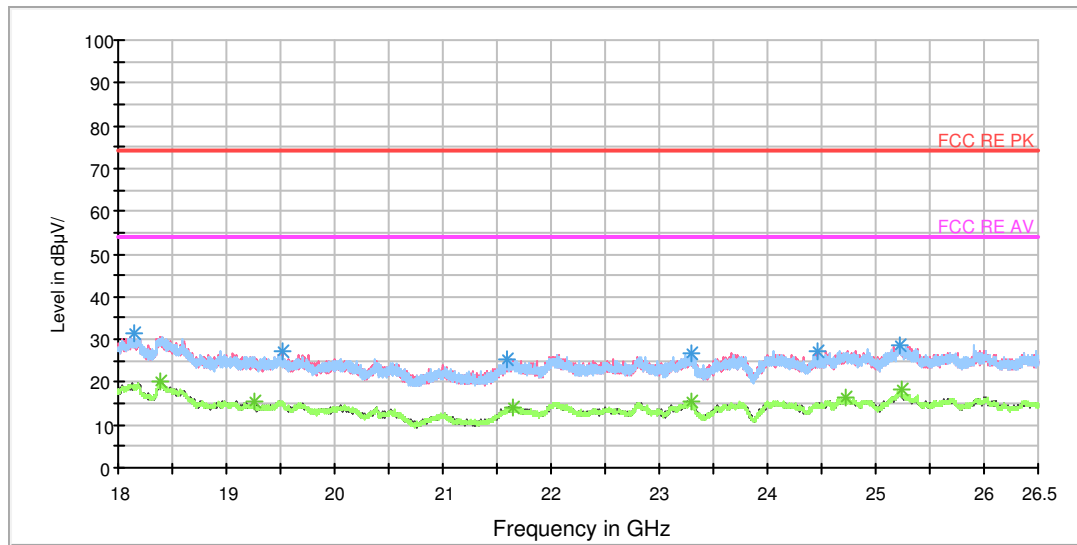
Frequency (MHz)	Measure Level (dBuV/m)	Reading Level (dBuV)	Over Limit (dB)	Limit (dBuV/m)	Factor (dB)	Type
10625.800	49.808	37.400	-4.192	54.000	12.408	AV
10630.000	61.879	49.495	-12.121	74.000	12.384	PK
15932.000	54.773	43.120	-19.227	74.000	11.653	PK



Radiates Emission from 7GHz to 18GHz - Vertical

Frequency (MHz)	Measure Level (dBuV/m)	Reading Level (dBuV)	Over Limit (dB)	Limit (dBuV/m)	Factor (dB)	Type
10619.000	54.311	41.886	-19.689	74.000	12.425	PK

RE 18-26.5GHz PK+AV



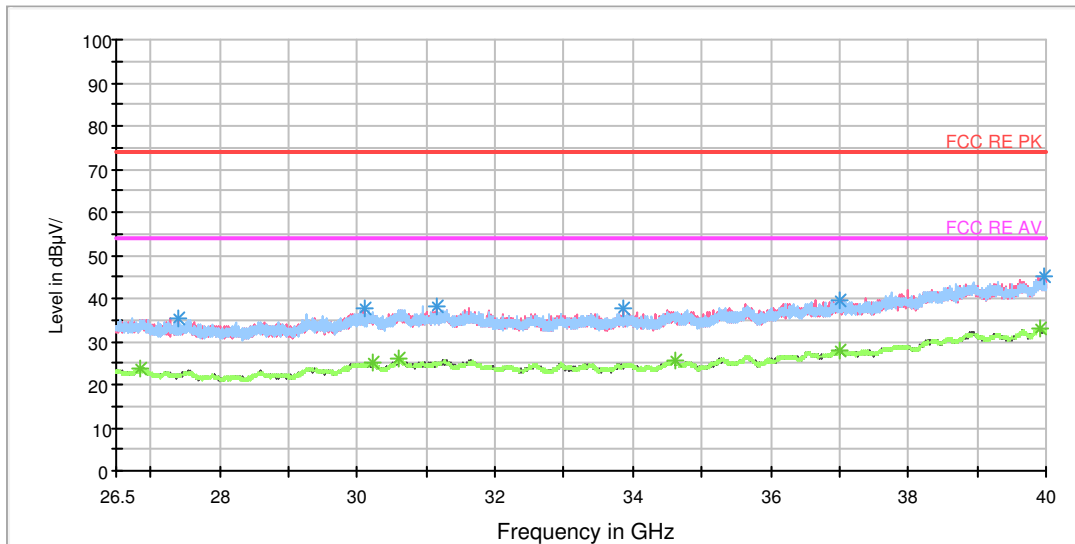
Radiates Emission from 18GHz to 26.5GHz

Frequency (MHz)	Peak (dBuV/m)	Polarization	Azimuth (deg)	Reading value (dBuV/m)	Correct Factor (dB)	Margin (dB)	Limit (dBuV/m)
18148.750000	31.3	H	112.0	36.3	-5.0	42.7	74
19521.500000	27.1	V	144.0	34.5	-7.4	46.9	74
21595.500000	25.6	V	300.0	34.3	-8.7	48.4	74
23293.375000	26.7	H	219.0	33.7	-7.0	47.3	74
24468.500000	27.2	V	300.0	34.7	-7.5	46.8	74
25225.000000	28.9	V	113.0	34.8	-5.9	45.1	74

Remark: 1. Correction Factor = Antenna factor+ Insertion loss (cable loss + amplifier gain)

Frequency (MHz)	Average (dBuV/m)	Polarization	Azimuth (deg)	Reading value (dBuV/m)	Correct Factor (dB)	Margin (dB)	Limit (dBuV/m)
18388.875000	20.1	V	300.0	25.0	-4.9	33.9	54
19253.750000	15.6	V	272.0	22.4	-6.8	38.4	54
21640.125000	14.3	H	164.0	23.4	-9.1	39.7	54
23294.437500	15.4	V	166.0	22.4	-7.0	38.6	54
24725.625000	16.6	H	14.0	22.8	-6.2	37.4	54
25233.500000	18.2	H	98.0	24.1	-5.9	35.8	54

Remark: 1. Correction Factor = Antenna factor+ Insertion loss (cable loss + amplifier gain)



Radiates Emission from 26.5GHz to 40GHz

Frequency (MHz)	Peak (dBuV/m)	Polarization	Azimuth (deg)	Reading value (dBuV/m)	Correct Factor (dB)	Margin (dB)	Limit (dBuV/m)
27389.312500	35.3	V	0.0	36.5	-1.2	38.7	74
30102.812500	37.6	V	15.0	38.0	-0.4	36.4	74
31154.125000	38.3	V	15.0	38.7	-0.4	35.7	74
33855.812500	37.5	V	15.0	38.8	-1.3	36.5	74
37004.687500	39.7	H	0.0	39.8	-0.1	34.3	74
39961.187500	45.1	V	15.0	47.4	2.3	28.9	74

Remark: 1. Correction Factor = Antenna factor+ Insertion loss (cable loss + amplifier gain)

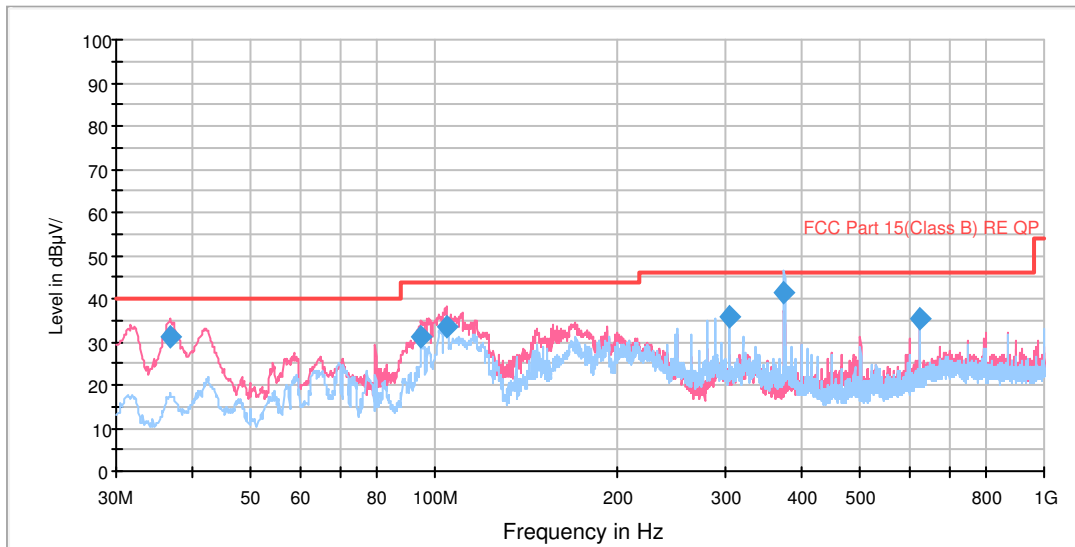
Frequency (MHz)	Average (dBuV/m)	Polarization	Azimuth (deg)	Reading value (dBuV/m)	Correct Factor (dB)	Margin (dB)	Limit (dBuV/m)
26837.500000	23.6	H	0.0	24.3	-0.7	30.4	54
30234.437500	25.0	H	0.0	25.4	-0.4	29.0	54
30602.312500	25.9	V	0.0	26.4	-0.5	28.1	54
34603.375000	25.5	H	4.0	26.5	-1.0	28.5	54
37004.687500	27.8	H	0.0	27.9	-0.1	26.2	54
39912.250000	33.0	V	0.0	35.3	2.3	21.0	54

Remark: 1. Correction Factor = Antenna factor+ Insertion loss (cable loss + amplifier gain)



802.11ac (HT40) CH102

RE 30M-1GHz QP

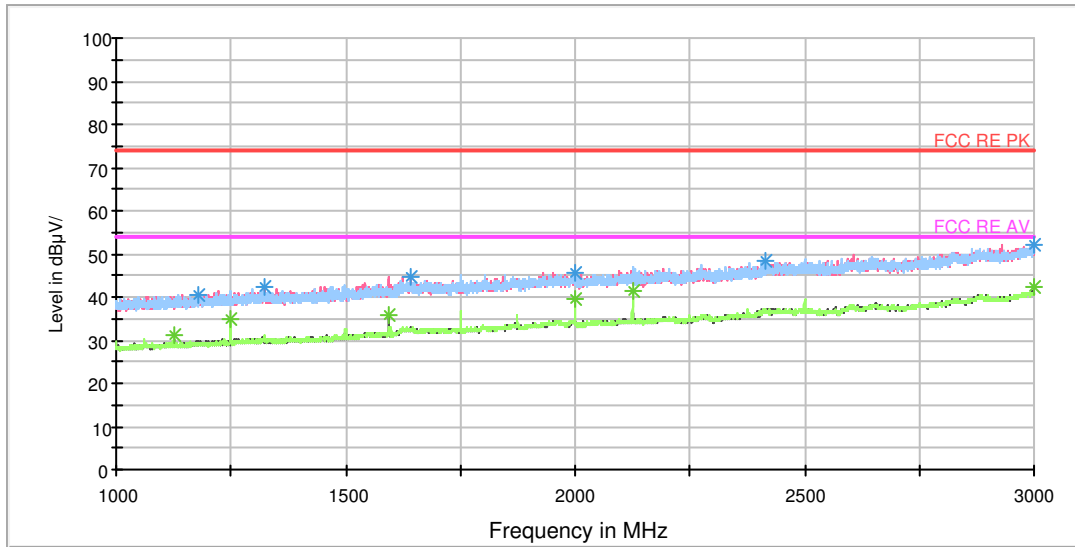


Radiates Emission from 30MHz to 1GHz

Frequency (MHz)	Quasi-Peak (dBuV/m)	Height (cm)	Polarization	Azimuth (deg)	Reading value (dBuV/m)	Correct Factor (dB)	Margin (dB)	Limit (dBuV/m)
36.858025	31.3	100.0	V	319.0	53.5	-22.2	8.7	40.0
94.911578	31.1	122.0	V	279.0	56.6	-25.5	12.4	43.5
104.585434	33.3	101.0	V	278.0	59.1	-25.8	10.2	43.5
303.985000	35.9	99.0	H	16.0	59.0	-23.1	10.1	46.0
374.978750	41.3	100.0	H	340.0	63.2	-21.9	4.7	46.0
625.011250	35.2	121.0	H	320.0	51.9	-16.7	10.8	46.0

- Remark: 1. Quasi-Peak = Reading value + Correction factor
 2. Correction Factor = Antenna factor+ Insertion loss(cable loss+amplifier gain)
 3. Margin = Limit – Quasi-Peak

RE 1G-3GHz PK+AV



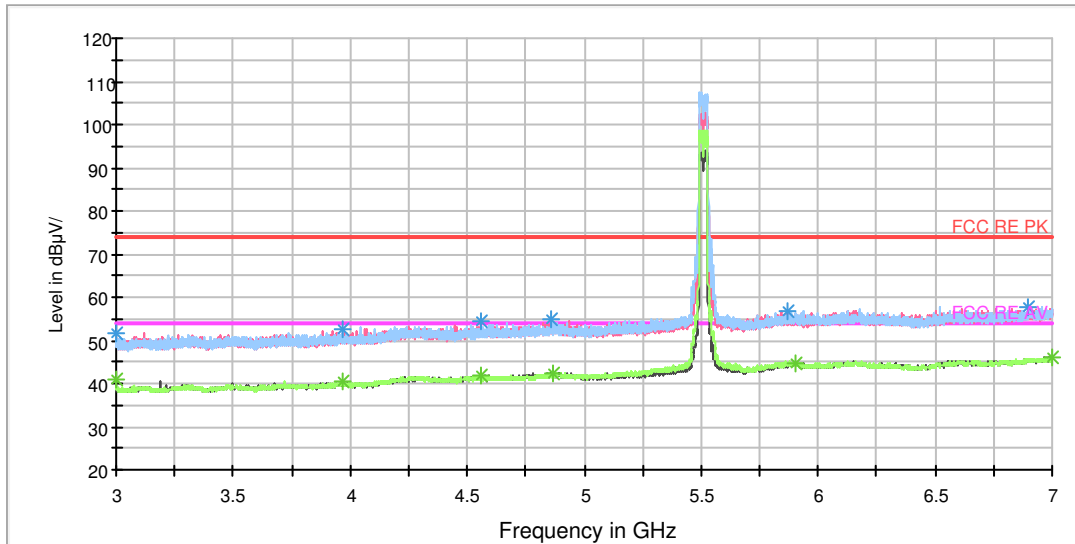
Radiates Emission from 1GHz to 3GHz

Frequency (MHz)	Peak (dBuV/m)	Height (cm)	Polarization	Azimuth (deg)	Reading value (dBuV/m)	Correct Factor (dB)	Margin (dB)	Limit (dBuV/m)
1179.750000	40.6	103.0	H	124.0	48.6	-8.0	33.4	74
1322.250000	42.4	103.0	V	200.0	49.7	-7.3	31.6	74
1641.500000	44.7	103.0	V	250.0	49.4	-4.7	29.3	74
2000.000000	45.7	103.0	H	134.0	49.1	-3.4	28.3	74
2414.250000	48.6	103.0	H	10.0	49.1	-0.5	25.4	74
2998.000000	52.1	103.0	H	0.0	54.4	2.3	21.9	74

Remark: 1. Correction Factor = Antenna factor+ Insertion loss (cable loss + amplifier gain)

Frequency (MHz)	Average (dBuV/m)	Height (cm)	Polarization	Azimuth (deg)	Reading value (dBuV/m)	Correct Factor (dB)	Margin (dB)	Limit (dBuV/m)
1125.000000	31.1	103.0	H	124.0	39.5	-8.4	22.9	54
1250.000000	34.7	103.0	H	156.0	42.7	-8.0	19.3	54
1593.750000	35.8	103.0	V	190.0	42.2	-6.4	18.2	54
2000.000000	39.7	103.0	H	134.0	43.1	-3.4	14.3	54
2125.000000	41.3	103.0	H	145.0	43.6	-2.3	12.7	54
3000.000000	42.1	103.0	H	156.0	44.4	2.3	11.9	54

Remark: 1. Correction Factor = Antenna factor+ Insertion loss (cable loss + amplifier gain)



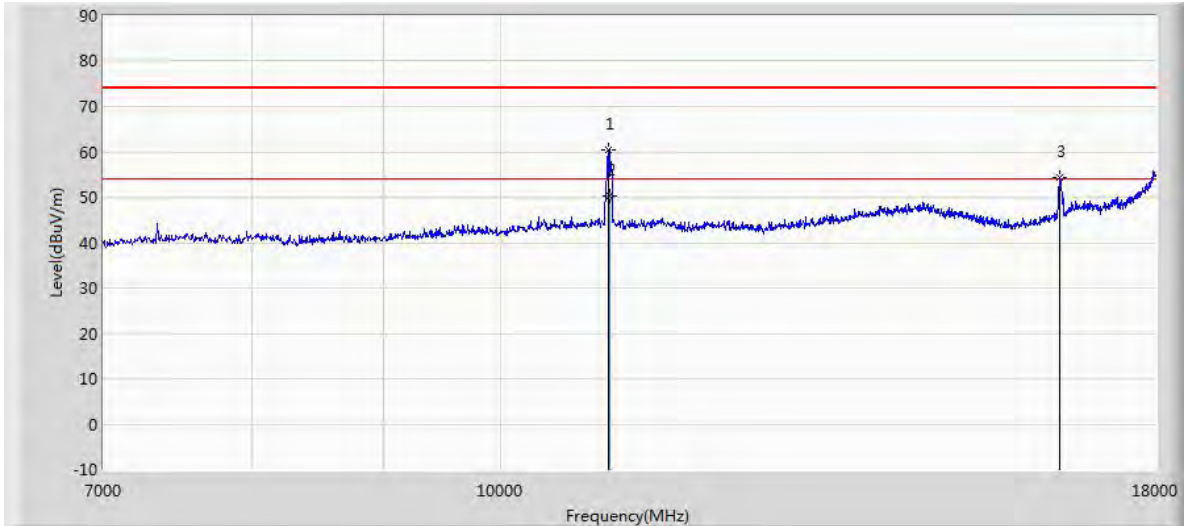
Note: The signal beyond the limit is carrier.
Radiates Emission from 3GHz to 7GHz

Frequency (MHz)	Peak (dBuV/m)	Height (cm)	Polarization	Azimuth (deg)	Reading value (dBuV/m)	Correct Factor (dB)	Margin (dB)	Limit (dBuV/m)
3000.000000	51.8	102.0	H	300.0	58.6	6.8	22.2	74
3971.500000	52.4	102.0	H	27.0	61.5	9.1	21.6	74
4557.500000	54.4	102.0	V	0.0	65.4	11.0	19.6	74
6896.500000	57.5	102.0	H	54.0	73.7	16.2	16.5	74
5866.000000	57.0	102.0	V	314.0	71.9	14.9	17.0	74
4862.500000	54.9	102.0	H	0.0	66.6	11.7	19.1	74

Remark: 1. Correction Factor = Antenna factor+ Insertion loss (cable loss + amplifier gain)

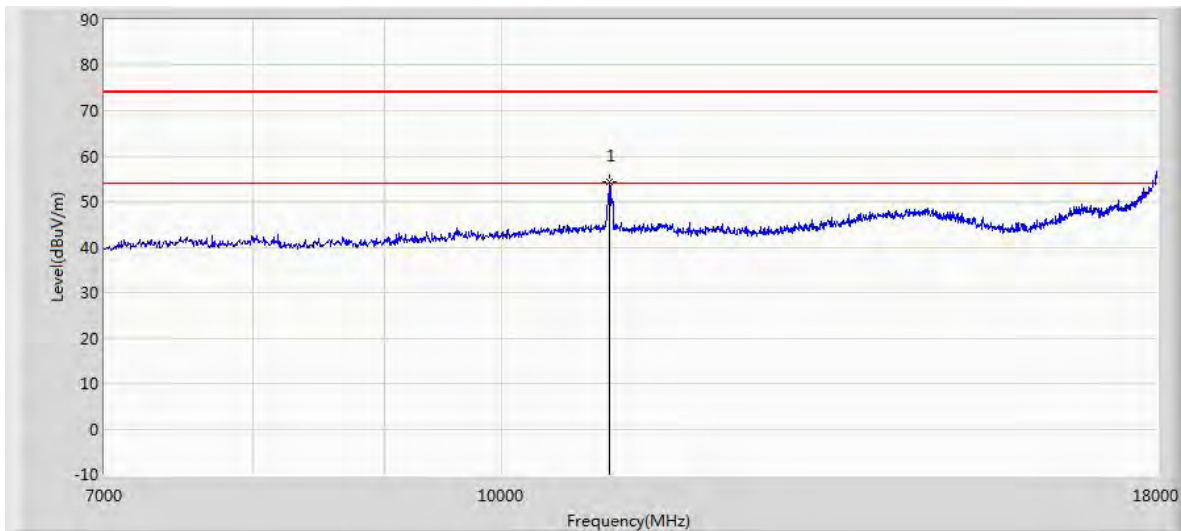
Frequency (MHz)	Average (dBuV/m)	Height (cm)	Polarization	Azimuth (deg)	Reading value (dBuV/m)	Correct Factor (dB)	Margin (dB)	Limit (dBuV/m)
3000.000000	40.9	102.0	H	300.0	47.7	6.8	13.1	54
3970.000000	40.3	102.0	H	0.0	49.4	9.1	13.7	54
4557.000000	42.0	102.0	H	67.0	52.9	10.9	12.0	54
6996.500000	46.1	102.0	H	40.0	62.6	16.5	7.9	54
5899.500000	44.6	102.0	V	114.0	59.4	14.8	9.4	54
4871.000000	42.3	102.0	H	315.0	54.1	11.8	11.7	54

Remark: 1. Correction Factor = Antenna factor+ Insertion loss (cable loss + amplifier gain)



Radiates Emission from 7GHz to 18GHz - Horizontal

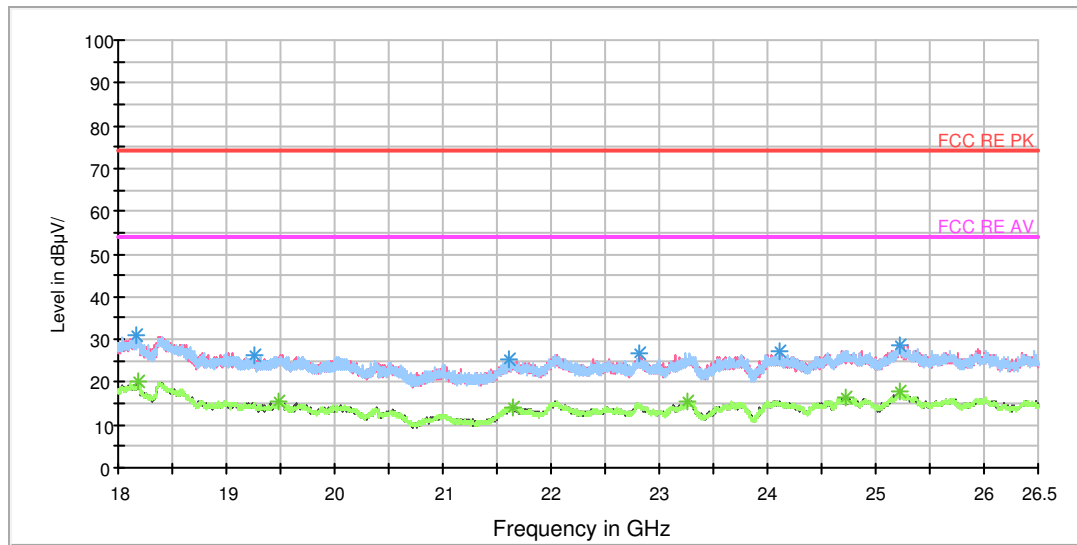
Frequency (MHz)	Measure Level (dBuV/m)	Reading Level (dBuV)	Over Limit (dB)	Limit (dBuV/m)	Factor (dB)	Type
11020.500	60.549	47.570	-13.451	74.000	12.979	PK
11023.700	50.416	37.441	-3.584	54.000	12.974	AV
16520.500	54.459	40.985	-19.541	74.000	13.474	PK



Radiates Emission from 7GHz to 18GHz - Vertical

Frequency (MHz)	Measure Level (dBuV/m)	Reading Level (dBuV)	Over Limit (dB)	Limit (dBuV/m)	Factor (dB)	Type
11020.500	54.399	41.420	-19.601	74.000	12.979	PK

RE 18-26.5GHz PK+AV



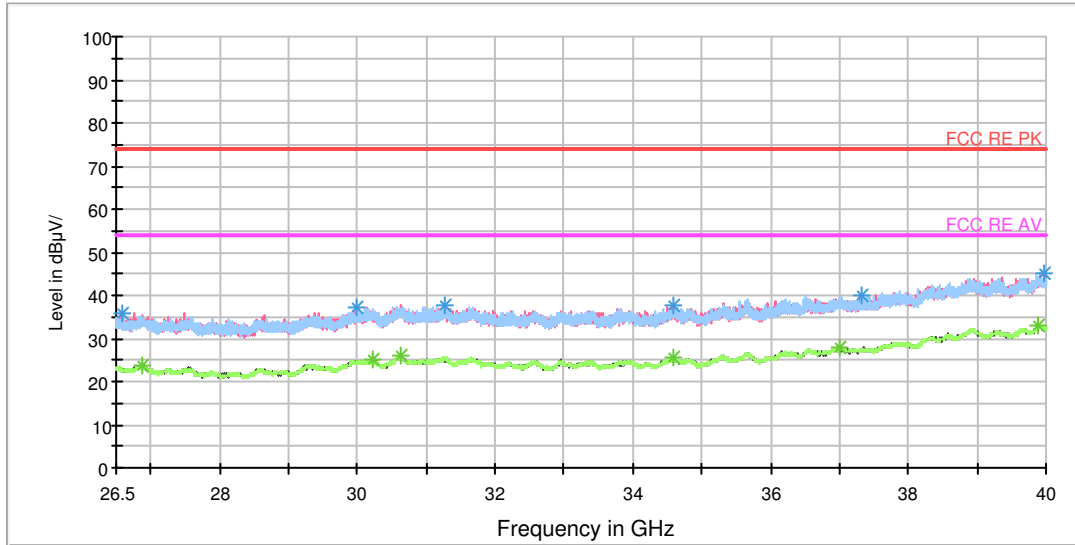
Radiates Emission from 18GHz to 26.5GHz

Frequency (MHz)	Peak (dBuV/m)	Polarization	Azimuth (deg)	Reading value (dBuV/m)	Correct Factor (dB)	Margin (dB)	Limit (dBuV/m)
18168.937500	30.9	V	249.0	36.0	-5.1	43.1	74
19251.625000	26.3	H	163.0	33.1	-6.8	47.7	74
21614.625000	25.2	H	42.0	34.1	-8.9	48.8	74
22815.250000	26.7	V	249.0	34.1	-7.4	47.3	74
24112.562500	27.4	H	72.0	35.2	-7.8	46.6	74
25230.312500	28.8	H	0.0	34.7	-5.9	45.2	74

Remark: 1. Correction Factor = Antenna factor+ Insertion loss (cable loss + amplifier gain)

Frequency (MHz)	Average (dBuV/m)	Polarization	Azimuth (deg)	Reading value (dBuV/m)	Correct Factor (dB)	Margin (dB)	Limit (dBuV/m)
18188.062500	20.0	V	96.0	24.9	-4.9	34.0	54
19490.687500	15.7	H	72.0	23.3	-7.6	38.3	54
21653.937500	14.2	V	300.0	23.4	-9.2	39.8	54
23254.062500	15.4	V	286.0	22.9	-7.5	38.6	54
24722.437500	16.6	H	87.0	22.8	-6.2	37.4	54
25220.750000	17.9	V	249.0	23.9	-6.0	36.1	54

Remark: 1. Correction Factor = Antenna factor+ Insertion loss (cable loss + amplifier gain)



Radiates Emission from 26.5GHz to 40GHz

Frequency (MHz)	Peak (dBuV/m)	Polarization	Azimuth (deg)	Reading value (dBuV/m)	Correct Factor (dB)	Margin (dB)	Limit (dBuV/m)
26574.250000	35.7	V	15.0	36.1	-0.4	38.3	74
29991.437500	37.3	H	0.0	37.7	-0.4	36.7	74
31270.562500	37.6	V	0.0	38.0	-0.4	36.4	74
34598.312500	37.6	V	15.0	38.6	-1.0	36.4	74
37311.812500	40.1	H	0.0	40.5	0.4	33.9	74
39973.000000	45.3	H	0.0	47.6	2.3	28.7	74

Remark: 1. Correction Factor = Antenna factor+ Insertion loss (cable loss + amplifier gain)

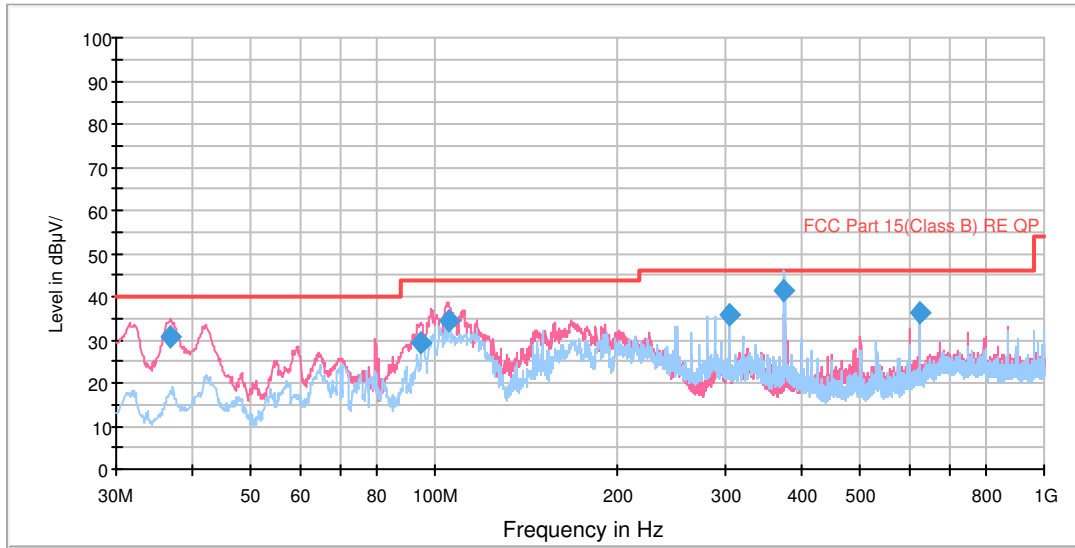
Frequency (MHz)	Average (dBuV/m)	Polarization	Azimuth (deg)	Reading value (dBuV/m)	Correct Factor (dB)	Margin (dB)	Limit (dBuV/m)
26878.000000	23.7	H	0.0	24.5	-0.8	30.3	54
30217.562500	25.0	V	15.0	25.4	-0.4	29.0	54
30644.500000	25.9	H	0.0	26.4	-0.5	28.1	54
34593.250000	25.6	H	4.0	26.6	-1.0	28.4	54
37014.812500	28.0	V	0.0	28.1	-0.1	26.0	54
39897.062500	33.0	V	15.0	35.3	2.3	21.0	54

Remark: 1. Correction Factor = Antenna factor+ Insertion loss (cable loss + amplifier gain)



802.11ac (HT40) CH142

RE 30M-1GHz QP

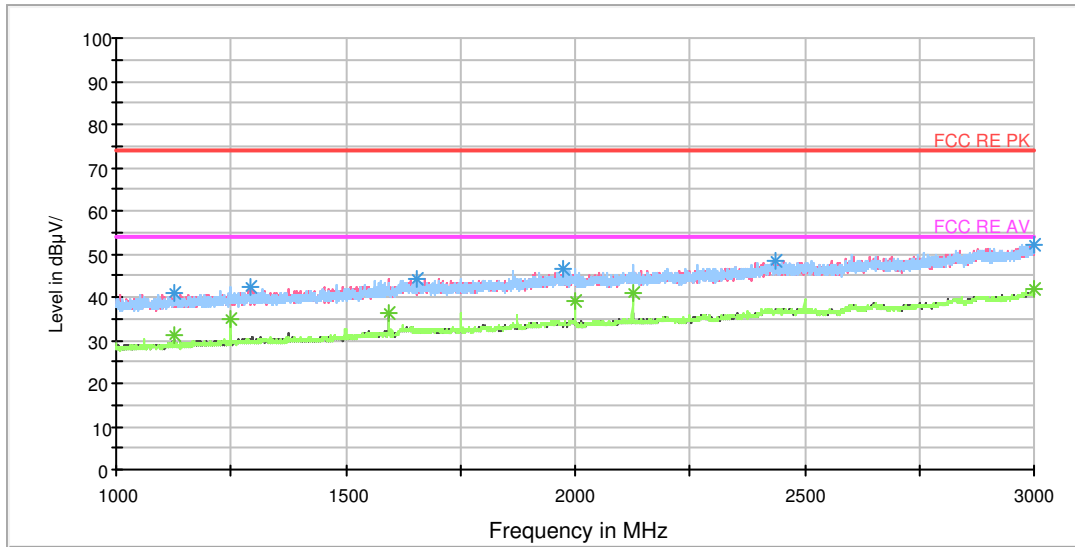


Radiates Emission from 30MHz to 1GHz

Frequency (MHz)	Quasi-Peak (dBuV/m)	Height (cm)	Polarization	Azimuth (deg)	Reading value (dBuV/m)	Correct Factor (dB)	Margin (dB)	Limit (dBuV/m)
36.858025	30.9	100.0	V	332.0	53.1	-22.2	9.1	40.0
94.831578	29.5	131.0	V	315.0	55.0	-25.5	14.0	43.5
105.311116	34.3	106.0	V	266.0	60.1	-25.8	9.2	43.5
303.985000	35.8	100.0	H	16.0	58.9	-23.1	10.2	46.0
374.978750	41.4	100.0	H	351.0	63.3	-21.9	4.6	46.0
625.011250	36.3	100.0	V	265.0	53.0	-16.7	9.7	46.0

- Remark: 1. Quasi-Peak = Reading value + Correction factor
- 2. Correction Factor = Antenna factor+ Insertion loss(cable loss+amplifier gain)
- 3. Margin = Limit – Quasi-Peak

RE 1G-3GHz PK+AV



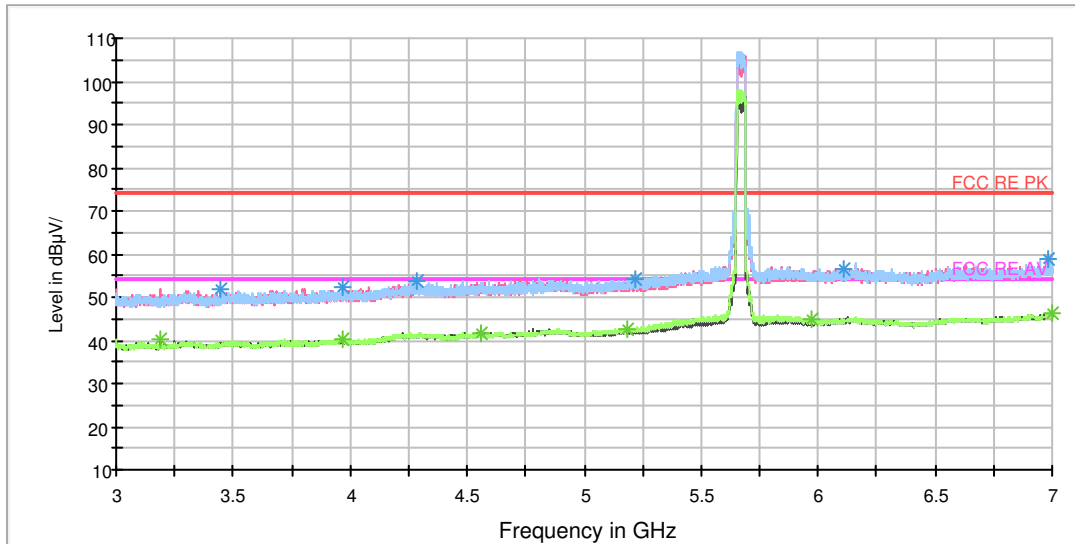
Radiates Emission from 1GHz to 3GHz

Frequency (MHz)	Peak (dBuV/m)	Height (cm)	Polarization	Azimuth (deg)	Reading value (dBuV/m)	Correct Factor (dB)	Margin (dB)	Limit (dBuV/m)
1125.250000	41.0	103.0	V	235.0	49.4	-8.4	33.0	74
1294.500000	42.4	103.0	V	162.0	50.2	-7.8	31.6	74
1653.000000	44.1	103.0	V	162.0	49.2	-5.1	29.9	74
1972.000000	46.6	103.0	H	0.0	50.2	-3.6	27.4	74
2437.500000	48.2	103.0	H	49.0	48.7	-0.5	25.8	74
3000.000000	52.0	103.0	H	133.0	54.3	2.3	22.0	74

Remark: 1. Correction Factor = Antenna factor+ Insertion loss (cable loss + amplifier gain)

Frequency (MHz)	Average (dBuV/m)	Height (cm)	Polarization	Azimuth (deg)	Reading value (dBuV/m)	Correct Factor (dB)	Margin (dB)	Limit (dBuV/m)
1125.000000	31.1	103.0	H	187.0	39.5	-8.4	22.9	54
1250.000000	34.9	103.0	H	154.0	42.9	-8.0	19.1	54
1593.500000	36.1	103.0	V	182.0	42.5	-6.4	17.9	54
2000.000000	39.2	103.0	H	143.0	42.6	-3.4	14.8	54
2125.000000	41.1	103.0	H	80.0	43.4	-2.3	12.9	54
3000.000000	42.0	103.0	H	133.0	44.3	2.3	12.0	54

Remark: 1. Correction Factor = Antenna factor+ Insertion loss (cable loss + amplifier gain)



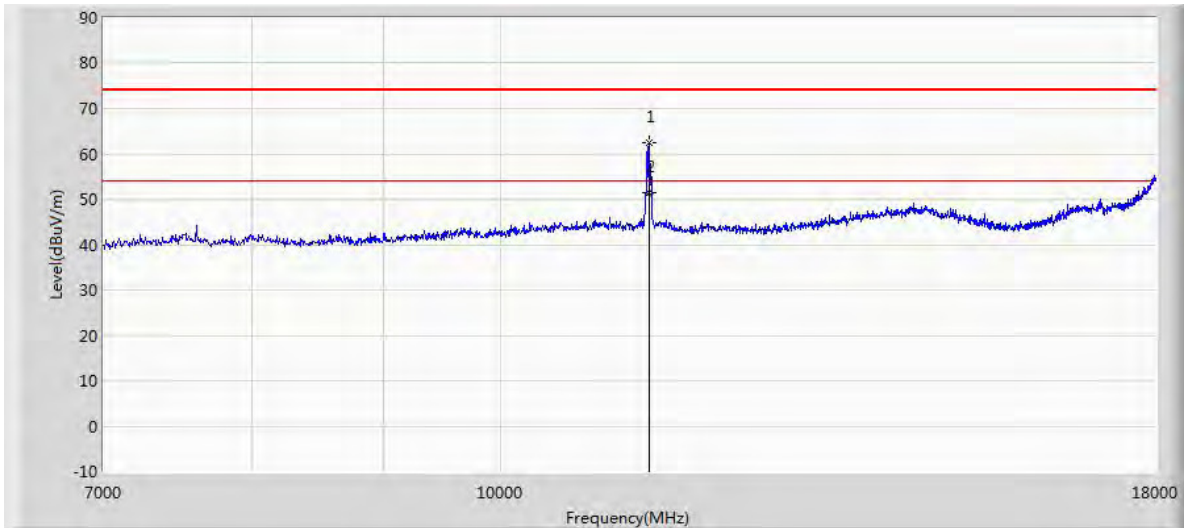
Note: The signal beyond the limit is carrier.
Radiates Emission from 3GHz to 7GHz

Frequency (MHz)	Peak (dBuV/m)	Height (cm)	Polarization	Azimuth (deg)	Reading value (dBuV/m)	Correct Factor (dB)	Margin (dB)	Limit (dBuV/m)
3446.000000	52.0	102.0	V	269.0	59.7	7.7	22.0	74
3970.000000	52.4	102.0	V	0.0	61.5	9.1	21.6	74
4282.000000	53.8	102.0	H	4.0	64.4	10.6	20.2	74
6983.500000	58.8	102.0	V	202.0	75.2	16.4	15.2	74
5215.500000	54.1	102.0	H	0.0	66.2	12.1	19.9	74
6110.000000	56.3	102.0	V	119.0	71.5	15.2	17.7	74

Remark: 1. Correction Factor = Antenna factor+ Insertion loss (cable loss + amplifier gain)

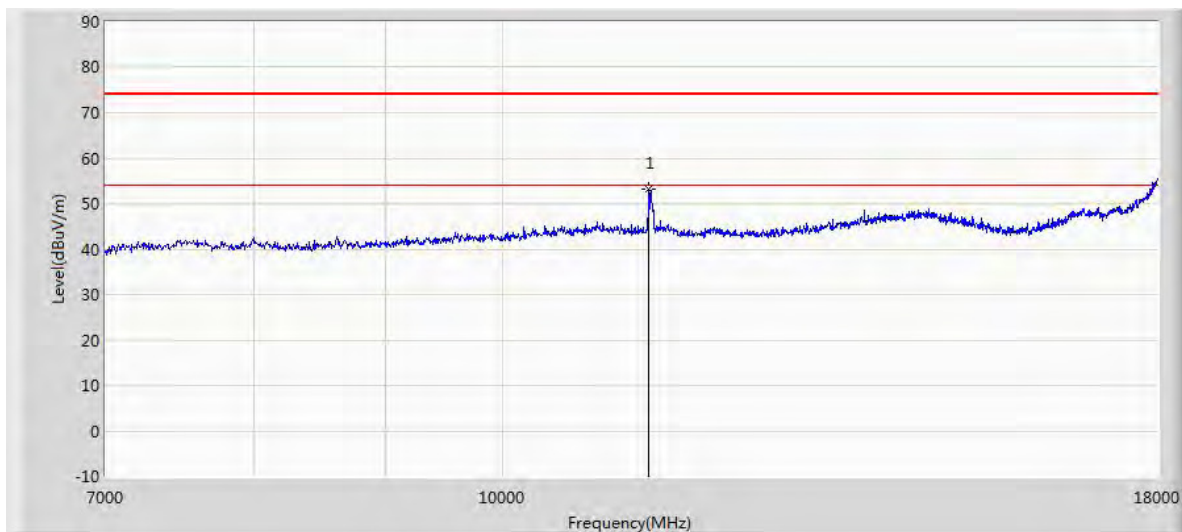
Frequency (MHz)	Average (dBuV/m)	Height (cm)	Polarization	Azimuth (deg)	Reading value (dBuV/m)	Correct Factor (dB)	Margin (dB)	Limit (dBuV/m)
3187.000000	40.4	102.0	V	26.0	47.5	7.1	13.6	54
3968.000000	40.3	102.0	H	70.0	49.4	9.1	13.7	54
4559.500000	41.8	102.0	V	0.0	52.8	11.0	12.2	54
6997.000000	46.1	102.0	H	234.0	62.6	16.5	7.9	54
5973.000000	44.9	102.0	H	56.0	59.6	14.7	9.1	54
5187.500000	42.6	102.0	H	0.0	54.7	12.1	11.4	54

Remark: 1. Correction Factor = Antenna factor+ Insertion loss (cable loss + amplifier gain)



Radiates Emission from 7GHz to 18GHz - Horizontal

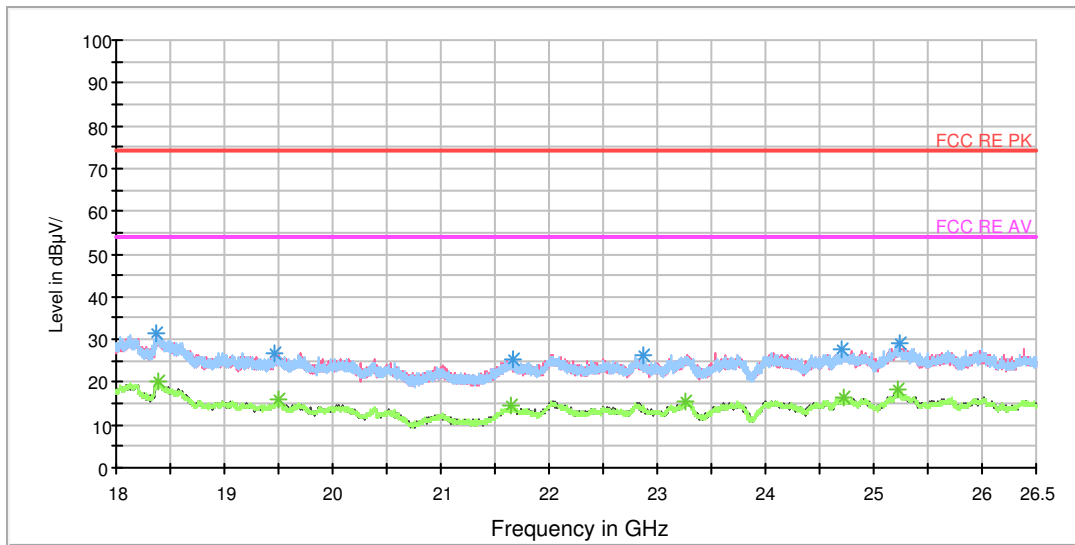
Frequency (MHz)	Measure Level (dBuV/m)	Reading Level (dBuV)	Over Limit (dB)	Limit (dBuV/m)	Factor (dB)	Type
11422.000	62.577	49.981	-11.423	74.000	12.596	PK
11423.200	51.563	38.963	-2.437	54.000	12.600	AV



Radiates Emission from 7GHz to 18GHz - Vertical

Frequency (MHz)	Measure Level (dBuV/m)	Reading Level (dBuV)	Over Limit (dB)	Limit (dBuV/m)	Factor (dB)	Type
11400.000	53.074	40.471	-20.926	74.000	12.603	PK

RE 18-26.5GHz PK+AV



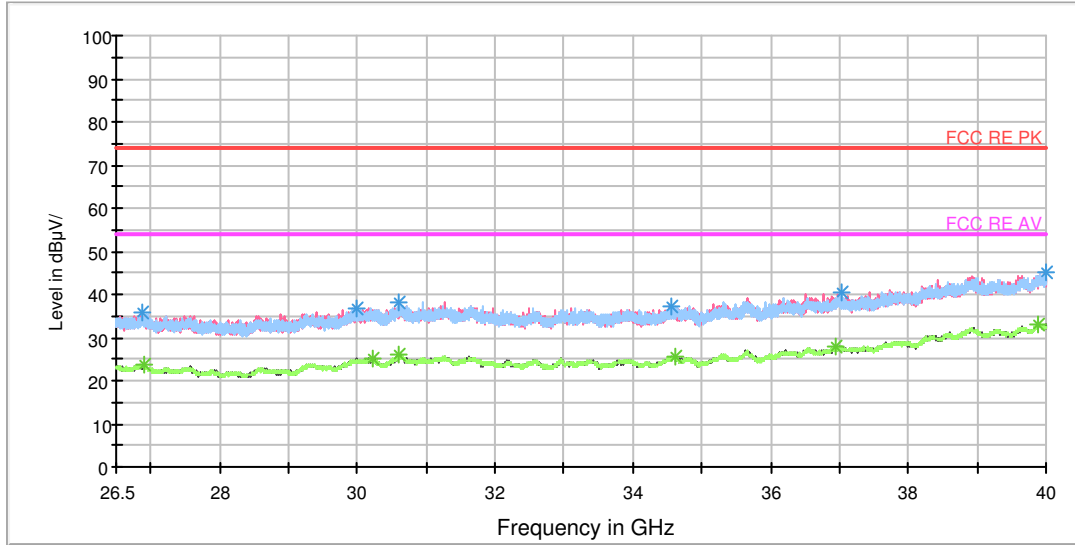
Radiates Emission from 18GHz to 26.5GHz

Frequency (MHz)	Peak (dBuV/m)	Polarization	Azimuth (deg)	Reading value (dBuV/m)	Correct Factor (dB)	Margin (dB)	Limit (dBuV/m)
18367.625000	31.3	V	83.0	36.1	-4.8	42.7	74
19460.937500	26.7	V	237.0	34.9	-8.2	47.3	74
21662.437500	25.3	H	41.0	34.6	-9.3	48.7	74
22876.875000	26.4	H	100.0	33.9	-7.5	47.6	74
24711.812500	27.5	H	77.0	34.1	-6.6	46.5	74
25242.000000	29.0	V	191.0	35.3	-6.3	45.0	74

Remark: 1. Correction Factor = Antenna factor+ Insertion loss (cable loss + amplifier gain)

Frequency (MHz)	Average (dBuV/m)	Polarization	Azimuth (deg)	Reading value (dBuV/m)	Correct Factor (dB)	Margin (dB)	Limit (dBuV/m)
18387.812500	20.0	V	176.0	24.9	-4.9	34.0	54
19500.250000	15.7	H	85.0	23.2	-7.5	38.3	54
21653.937500	14.4	H	236.0	23.6	-9.2	39.6	54
23266.812500	15.6	H	3.0	22.9	-7.3	38.4	54
24725.625000	16.4	H	18.0	22.6	-6.2	37.6	54
25218.625000	18.1	V	67.0	24.1	-6.0	35.9	54

Remark: 1. Correction Factor = Antenna factor+ Insertion loss (cable loss + amplifier gain)



Radiates Emission from 26.5GHz to 40GHz

Frequency (MHz)	Peak (dBuV/m)	Polarization	Azimuth (deg)	Reading value (dBuV/m)	Correct Factor (dB)	Margin (dB)	Limit (dBuV/m)
26889.812500	35.8	H	0.0	36.6	-0.8	38.2	74
29981.312500	36.9	V	11.0	37.3	-0.4	37.1	74
30598.937500	38.3	H	0.0	38.8	-0.5	35.7	74
34571.312500	37.2	V	15.0	38.2	-1.0	36.8	74
37026.625000	40.2	H	0.0	40.2	0.0	33.8	74
39996.625000	45.1	H	0.0	47.4	2.3	28.9	74

Remark: 1. Correction Factor = Antenna factor+ Insertion loss (cable loss + amplifier gain)

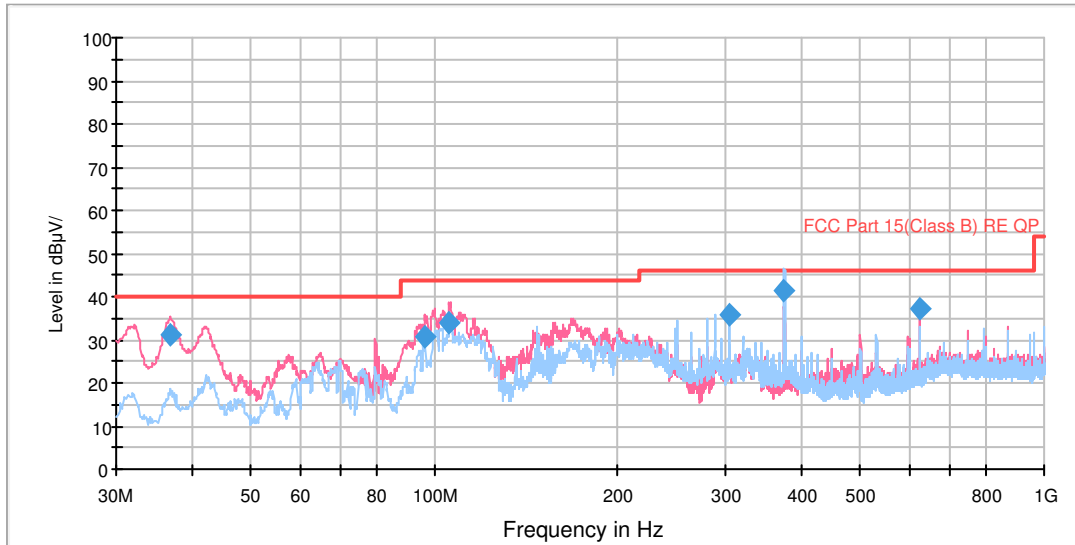
Frequency (MHz)	Average (dBuV/m)	Polarization	Azimuth (deg)	Reading value (dBuV/m)	Correct Factor (dB)	Margin (dB)	Limit (dBuV/m)
26896.562500	23.7	V	15.0	24.5	-0.8	30.3	54
30212.500000	25.1	V	15.0	25.5	-0.4	28.9	54
30604.000000	25.9	V	15.0	26.4	-0.5	28.1	54
34610.125000	25.6	V	11.0	26.6	-1.0	28.4	54
36957.437500	28.0	V	15.0	28.1	-0.1	26.0	54
39880.187500	33.0	V	15.0	35.4	2.4	21.0	54

Remark: 1. Correction Factor = Antenna factor+ Insertion loss (cable loss + amplifier gain)



802.11ac (HT40) CH151

RE 30M-1GHz QP

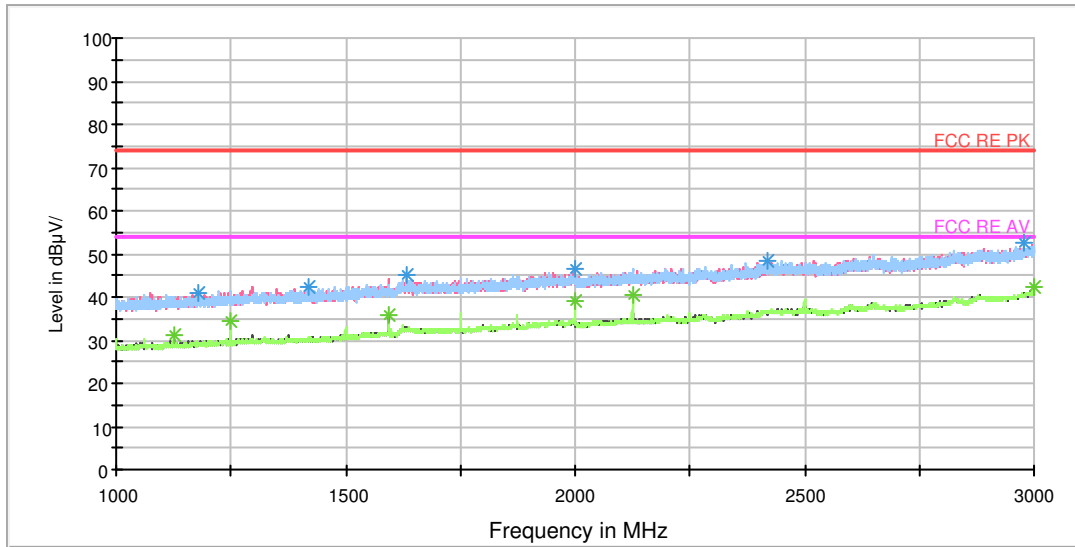


Radiates Emission from 30MHz to 1GHz

Frequency (MHz)	Quasi-Peak (dBuV/m)	Height (cm)	Polarization	Azimuth (deg)	Reading value (dBuV/m)	Correct Factor (dB)	Margin (dB)	Limit (dBuV/m)
36.818025	31.0	100.0	V	348.0	53.2	-22.2	9.0	40.0
96.403888	30.5	130.0	V	252.0	55.9	-25.4	13.0	43.5
105.633956	33.8	105.0	V	278.0	59.6	-25.8	9.7	43.5
303.985000	35.8	100.0	H	17.0	58.9	-23.1	10.2	46.0
374.978750	41.2	100.0	H	344.0	63.1	-21.9	4.8	46.0
625.012500	37.4	100.0	V	246.0	54.1	-16.7	8.6	46.0

- Remark: 1. Quasi-Peak = Reading value + Correction factor
- 2. Correction Factor = Antenna factor+ Insertion loss(cable loss+amplifier gain)
- 3. Margin = Limit – Quasi-Peak

RE 1G-3GHz PK+AV



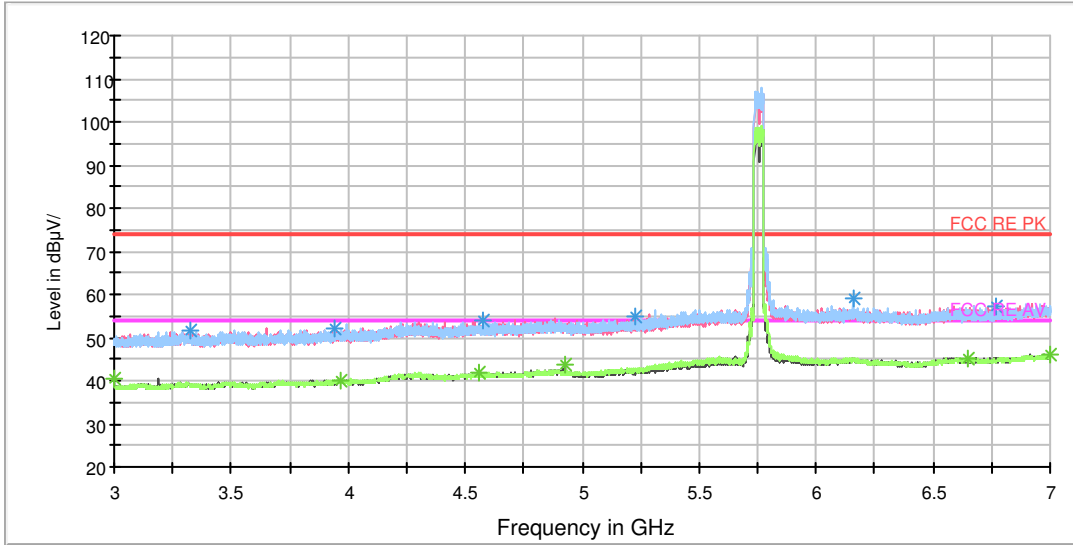
Radiates Emission from 1GHz to 3GHz

Frequency (MHz)	Peak (dBuV/m)	Height (cm)	Polarization	Azimuth (deg)	Reading value (dBuV/m)	Correct Factor (dB)	Margin (dB)	Limit (dBuV/m)
1179.750000	41.0	103.0	V	212.0	49.0	-8.0	33.0	74
1418.750000	42.4	103.0	H	0.0	49.3	-6.9	31.6	74
1633.000000	45.0	103.0	H	0.0	49.7	-4.7	29.0	74
1999.750000	46.4	103.0	H	143.0	49.8	-3.4	27.6	74
2420.250000	48.3	103.0	H	76.0	48.9	-0.6	25.7	74
2976.250000	52.6	103.0	H	87.0	54.8	2.2	21.4	74

Remark: 1. Correction Factor = Antenna factor+ Insertion loss (cable loss + amplifier gain)

Frequency (MHz)	Average (dBuV/m)	Height (cm)	Polarization	Azimuth (deg)	Reading value (dBuV/m)	Correct Factor (dB)	Margin (dB)	Limit (dBuV/m)
1125.000000	31.3	103.0	H	0.0	39.7	-8.4	22.7	54
1250.000000	34.4	103.0	H	143.0	42.4	-8.0	19.6	54
1593.750000	35.9	103.0	V	160.0	42.3	-6.4	18.1	54
2000.000000	39.3	103.0	H	131.0	42.7	-3.4	14.7	54
2125.000000	40.2	103.0	H	143.0	42.5	-2.3	13.8	54
3000.000000	42.3	103.0	H	156.0	44.6	2.3	11.7	54

Remark: 1. Correction Factor = Antenna factor+ Insertion loss (cable loss + amplifier gain)



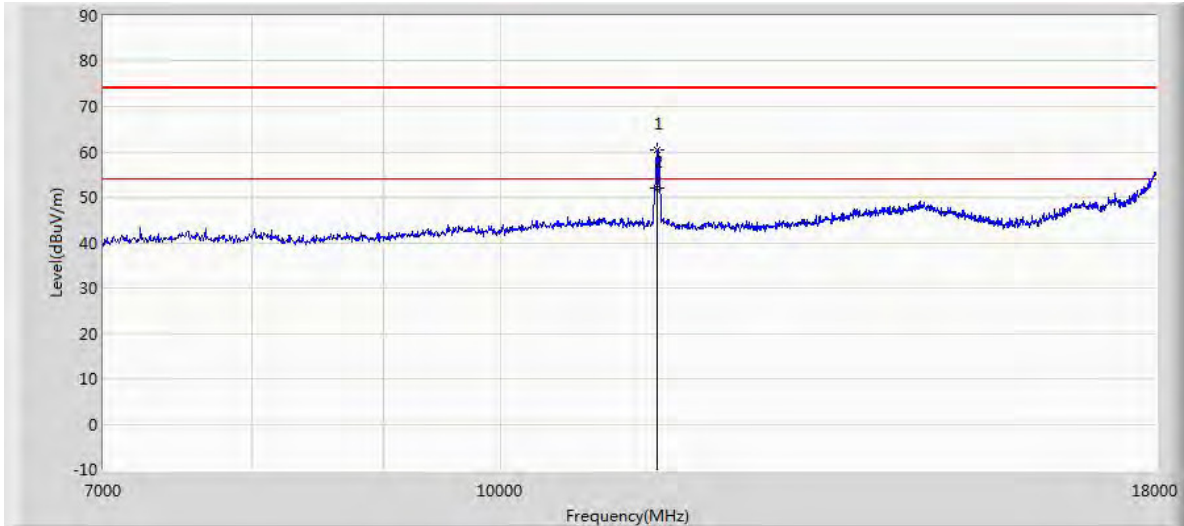
Note: The signal beyond the limit is carrier.
Radiates Emission from 3GHz to 7GHz

Frequency (MHz)	Peak (dBuV/m)	Height (cm)	Polarization	Azimuth (deg)	Reading value (dBuV/m)	Correct Factor (dB)	Margin (dB)	Limit (dBuV/m)
3322.000000	51.7	102.0	H	5.0	59.6	7.9	22.3	74
3940.500000	52.0	102.0	V	317.0	60.9	8.9	22.0	74
4576.500000	54.1	102.0	H	291.0	64.9	10.8	19.9	74
5231.000000	54.7	102.0	H	152.0	66.8	12.1	19.3	74
6156.500000	59.0	102.0	H	304.0	74.6	15.6	15.0	74
6765.500000	57.2	102.0	H	32.0	72.7	15.5	16.8	74

Remark: 1. Correction Factor = Antenna factor+ Insertion loss (cable loss + amplifier gain)

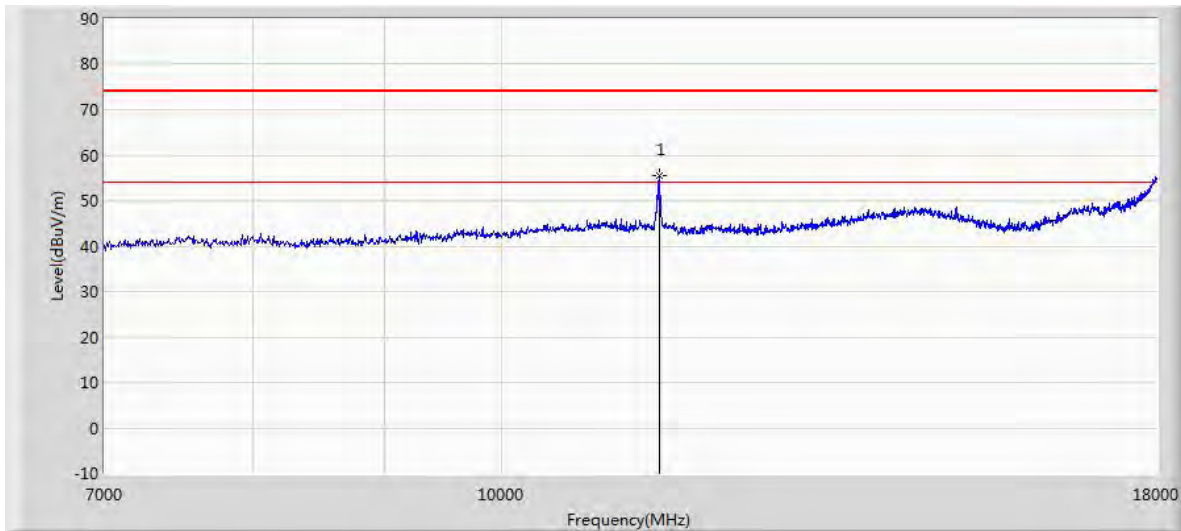
Frequency (MHz)	Average (dBuV/m)	Height (cm)	Polarization	Azimuth (deg)	Reading value (dBuV/m)	Correct Factor (dB)	Margin (dB)	Limit (dBuV/m)
3000.000000	40.5	102.0	H	304.0	47.3	6.8	13.5	54
3966.500000	40.2	102.0	H	193.0	49.3	9.1	13.8	54
4562.000000	41.8	102.0	V	303.0	52.8	11.0	12.2	54
4924.000000	43.9	102.0	V	26.0	55.8	11.9	10.1	54
7000.000000	45.9	102.0	H	234.0	62.5	16.6	8.1	54
6645.500000	44.9	102.0	V	330.0	60.4	15.5	9.1	54

Remark: 1. Correction Factor = Antenna factor+ Insertion loss (cable loss + amplifier gain)



Radiates Emission from 7GHz to 18GHz - Horizontal

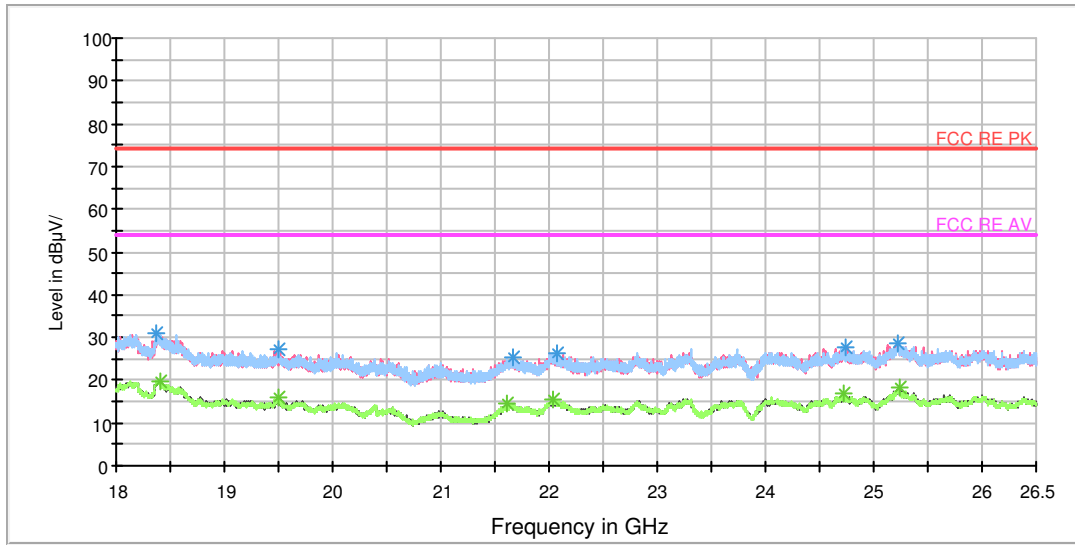
Frequency (MHz)	Measure Level (dBuV/m)	Reading Level (dBuV)	Over Limit (dB)	Limit (dBuV/m)	Factor (dB)	Type
11510.000	60.409	47.654	-13.591	74.000	12.755	PK
11513.250	51.889	39.136	-2.111	54.000	12.753	AV



Radiates Emission from 7GHz to 18GHz - Vertical

Frequency (MHz)	Measure Level (dBuV/m)	Reading Level (dBuV)	Over Limit (dB)	Limit (dBuV/m)	Factor (dB)	Type
11515.500	55.572	42.820	-18.428	74.000	12.752	PK

RE 18-26.5GHz PK+AV



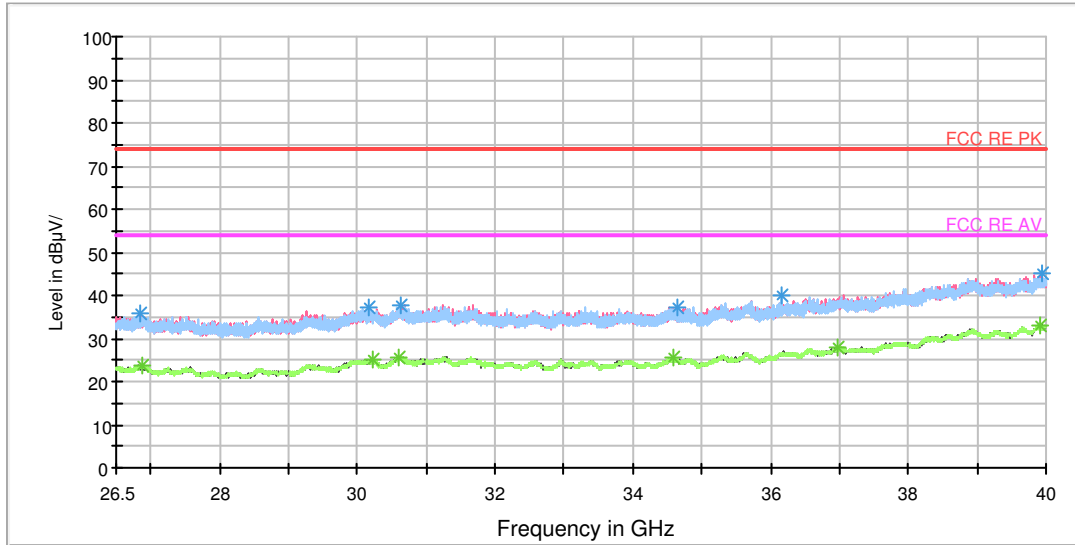
Radiates Emission from 18GHz to 26.5GHz

Frequency (MHz)	Peak (dBuV/m)	Polarization	Azimuth (deg)	Reading value (dBuV/m)	Correct Factor (dB)	Margin (dB)	Limit (dBuV/m)
18376.125000	31.0	V	300.0	35.7	-4.7	43.0	74
19502.375000	27.1	H	0.0	34.6	-7.5	46.9	74
21667.750000	25.5	H	170.0	34.8	-9.3	48.5	74
22071.500000	26.5	H	11.0	34.6	-8.1	47.5	74
24749.000000	27.7	V	204.0	34.4	-6.7	46.3	74
25221.812500	28.7	H	42.0	34.6	-5.9	45.3	74

Remark: 1. Correction Factor = Antenna factor+ Insertion loss (cable loss + amplifier gain)

Frequency (MHz)	Average (dBuV/m)	Polarization	Azimuth (deg)	Reading value (dBuV/m)	Correct Factor (dB)	Margin (dB)	Limit (dBuV/m)
18398.437500	19.9	V	157.0	24.8	-4.9	34.1	54
19492.812500	15.8	H	124.0	23.4	-7.6	38.2	54
21609.312500	14.5	H	49.0	23.4	-8.9	39.5	54
22033.250000	15.5	H	139.0	23.5	-8.0	38.5	54
24726.687500	16.7	V	174.0	22.9	-6.2	37.3	54
25232.437500	18.1	V	196.0	24.0	-5.9	35.9	54

Remark: 1. Correction Factor = Antenna factor+ Insertion loss (cable loss + amplifier gain)



Radiates Emission from 26.5GHz to 40GHz

Frequency (MHz)	Peak (dBuV/m)	Polarization	Azimuth (deg)	Reading value (dBuV/m)	Correct Factor (dB)	Margin (dB)	Limit (dBuV/m)
26840.875000	35.7	V	15.0	36.4	-0.7	38.3	74
30173.687500	37.4	H	0.0	37.8	-0.4	36.6	74
30637.750000	37.8	V	11.0	38.3	-0.5	36.2	74
34645.562500	37.4	V	15.0	38.4	-1.0	36.6	74
36171.062500	40.1	H	0.0	40.3	-0.2	33.9	74
39930.812500	45.0	H	0.0	47.3	2.3	29.0	74

Remark: 1. Correction Factor = Antenna factor+ Insertion loss (cable loss + amplifier gain)

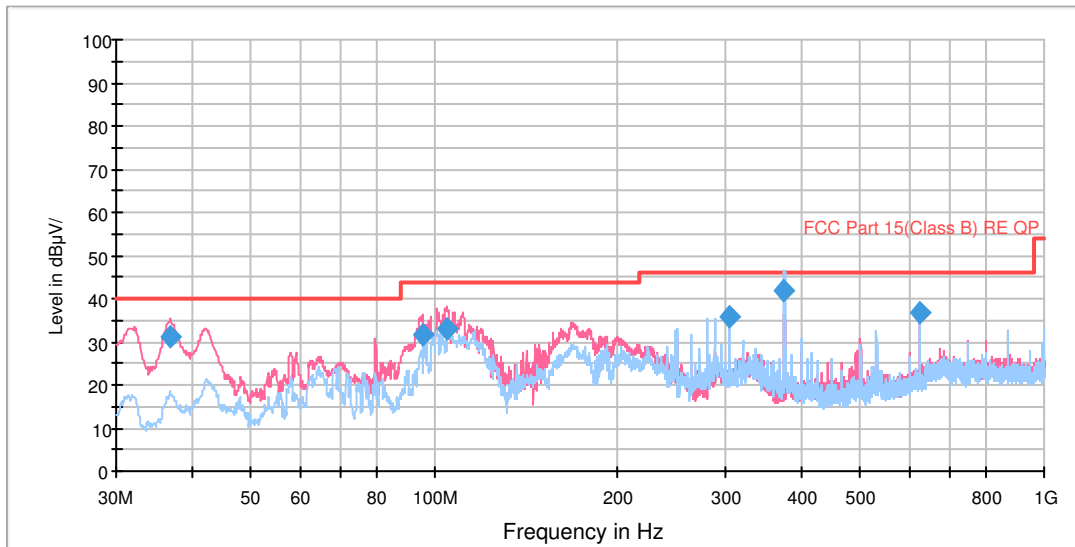
Frequency (MHz)	Average (dBuV/m)	Polarization	Azimuth (deg)	Reading value (dBuV/m)	Correct Factor (dB)	Margin (dB)	Limit (dBuV/m)
26879.687500	23.7	H	0.0	24.5	-0.8	30.3	54
30226.000000	25.1	H	0.0	25.5	-0.4	28.9	54
30593.875000	25.8	H	0.0	26.3	-0.5	28.2	54
34589.875000	25.4	V	15.0	26.4	-1.0	28.6	54
36979.375000	27.9	V	15.0	28.0	-0.1	26.1	54
39898.750000	33.0	H	4.0	35.3	2.3	21.0	54

Remark: 1. Correction Factor = Antenna factor+ Insertion loss (cable loss + amplifier gain)



802.11ac (HT40) CH159

RE 30M-1GHz QP

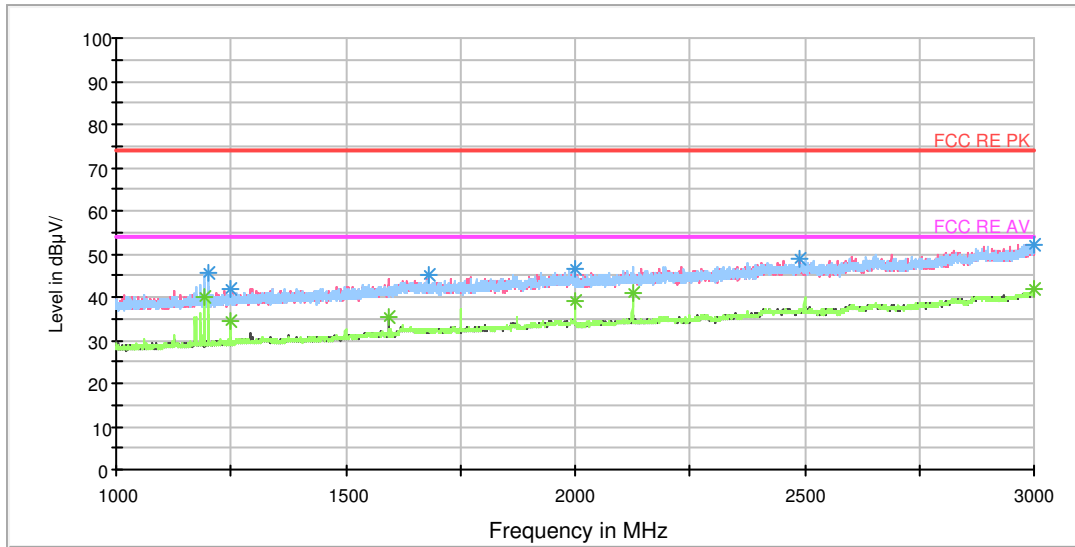


Radiates Emission from 30MHz to 1GHz

Frequency (MHz)	Quasi-Peak (dBuV/m)	Height (cm)	Polarization	Azimuth (deg)	Reading value (dBuV/m)	Correct Factor (dB)	Margin (dB)	Limit (dBuV/m)
36.818025	31.3	100.0	V	7.0	53.5	-22.2	8.7	40.0
95.235366	31.6	106.0	V	252.0	57.1	-25.5	11.9	43.5
104.908275	33.1	125.0	V	279.0	58.9	-25.8	10.4	43.5
303.985000	35.8	99.0	H	16.0	58.9	-23.1	10.2	46.0
374.978750	41.8	100.0	H	348.0	63.7	-21.9	4.2	46.0
625.011250	36.5	120.0	H	316.0	53.2	-16.7	9.5	46.0

- Remark: 1. Quasi-Peak = Reading value + Correction factor
 2. Correction Factor = Antenna factor+ Insertion loss(cable loss+amplifier gain)
 3. Margin = Limit – Quasi-Peak

RE 1G-3GHz PK+AV



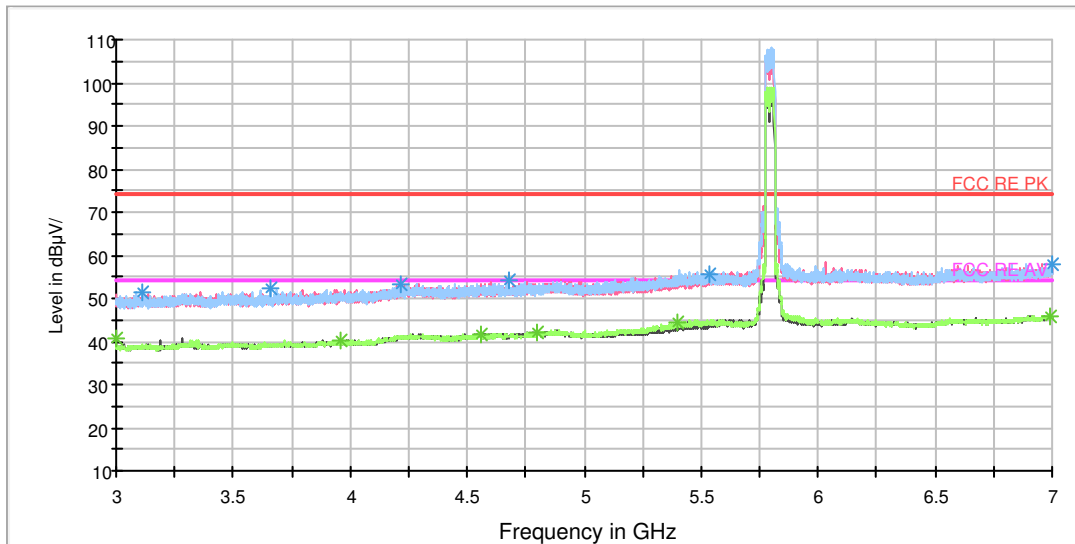
Radiates Emission from 1GHz to 3GHz

Frequency (MHz)	Peak (dBuV/m)	Height (cm)	Polarization	Azimuth (deg)	Reading value (dBuV/m)	Correct Factor (dB)	Margin (dB)	Limit (dBuV/m)
1199.750000	45.4	103.0	H	203.0	53.6	-8.2	28.6	74
1249.750000	41.9	103.0	V	200.0	49.9	-8.0	32.1	74
1682.250000	45.2	103.0	H	17.0	50.2	-5.0	28.8	74
1999.750000	46.6	103.0	H	143.0	50.0	-3.4	27.4	74
2488.750000	48.8	103.0	V	241.0	49.0	0.2	25.2	74
2999.000000	52.1	103.0	V	74.0	54.4	2.3	21.9	74

Remark: 1. Correction Factor = Antenna factor+ Insertion loss (cable loss + amplifier gain)

Frequency (MHz)	Average (dBuV/m)	Height (cm)	Polarization	Azimuth (deg)	Reading value (dBuV/m)	Correct Factor (dB)	Margin (dB)	Limit (dBuV/m)
1191.000000	40.2	103.0	H	203.0	48.4	-8.2	13.8	54
1250.000000	34.5	103.0	H	143.0	42.5	-8.0	19.5	54
1593.500000	35.4	103.0	V	211.0	41.8	-6.4	18.6	54
2000.000000	39.0	103.0	H	143.0	42.4	-3.4	15.0	54
2125.000000	40.7	103.0	H	133.0	43.0	-2.3	13.3	54
2999.750000	41.6	103.0	H	0.0	43.9	2.3	12.4	54

Remark: 1. Correction Factor = Antenna factor+ Insertion loss (cable loss + amplifier gain)



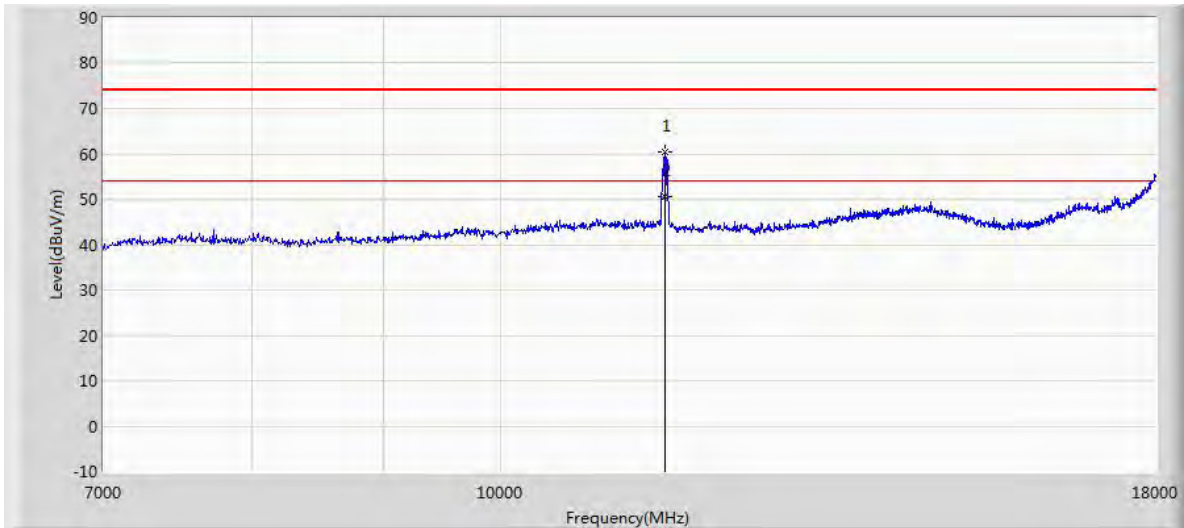
Note: The signal beyond the limit is carrier.
Radiates Emission from 3GHz to 7GHz

Frequency (MHz)	Peak (dBuV/m)	Height (cm)	Polarization	Azimuth (deg)	Reading value (dBuV/m)	Correct Factor (dB)	Margin (dB)	Limit (dBuV/m)
3113.500000	51.4	102.0	H	153.0	58.8	7.4	22.6	74
3661.500000	52.1	102.0	H	113.0	60.2	8.1	21.9	74
4217.000000	53.4	102.0	H	0.0	63.9	10.5	20.6	74
6996.000000	57.9	102.0	H	19.0	74.4	16.5	16.1	74
4679.500000	54.0	102.0	V	325.0	64.8	10.8	20.0	74
5537.500000	55.8	102.0	V	338.0	69.0	13.2	18.2	74

Remark: 1. Correction Factor = Antenna factor+ Insertion loss (cable loss + amplifier gain)

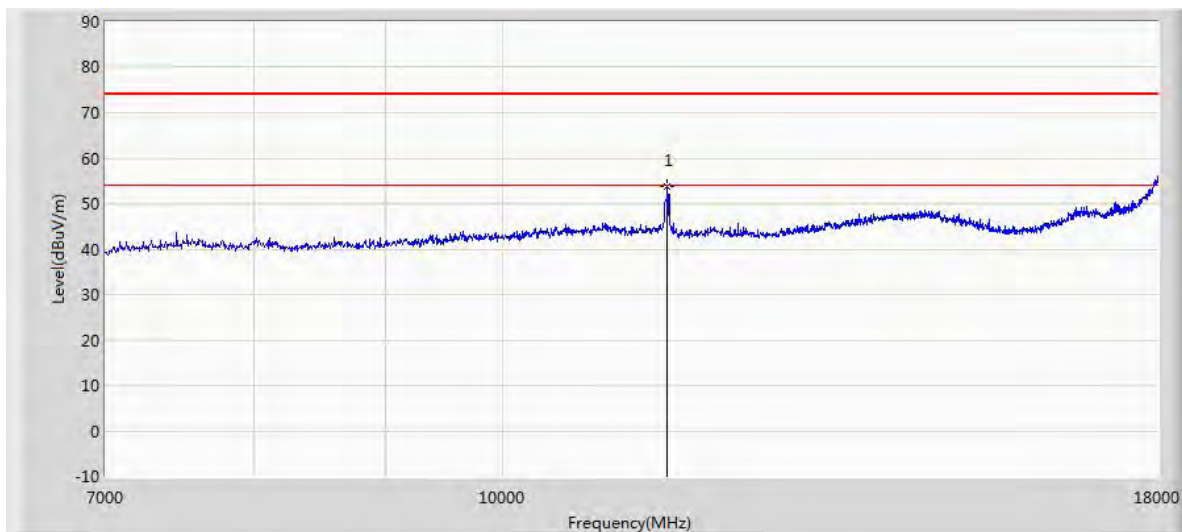
Frequency (MHz)	Average (dBuV/m)	Height (cm)	Polarization	Azimuth (deg)	Reading value (dBuV/m)	Correct Factor (dB)	Margin (dB)	Limit (dBuV/m)
3000.000000	40.5	102.0	H	305.0	47.3	6.8	13.5	54
3958.000000	40.3	102.0	H	235.0	49.3	9.0	13.7	54
4561.500000	41.8	102.0	V	351.0	52.8	11.0	12.2	54
6987.500000	46.0	102.0	V	0.0	62.4	16.4	8.0	54
4794.500000	42.1	102.0	V	285.0	53.3	11.2	11.9	54
5395.000000	44.3	102.0	H	167.0	56.8	12.5	9.7	54

Remark: 1. Correction Factor = Antenna factor+ Insertion loss (cable loss + amplifier gain)



Radiates Emission from 7GHz to 18GHz - Horizontal

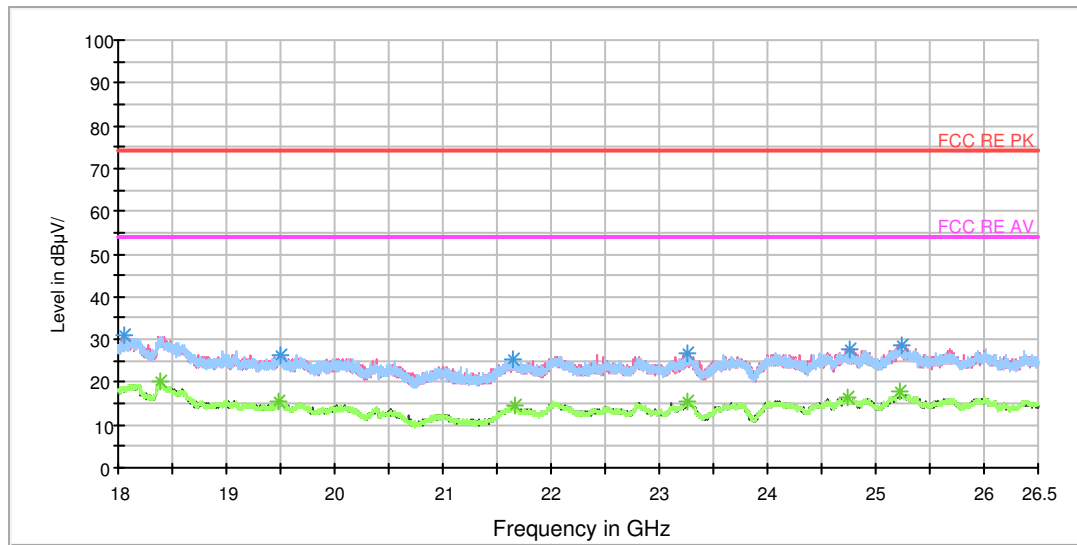
Frequency (MHz)	Measure Level (dBuV/m)	Reading Level (dBuV)	Over Limit (dB)	Limit (dBuV/m)	Factor (dB)	Type
11592.500	60.510	47.926	-13.490	74.000	12.585	PK
11593.250	50.515	37.933	-3.485	54.000	12.582	AV



Radiates Emission from 7GHz to 18GHz - Vertical

Frequency (MHz)	Measure Level (dBuV/m)	Reading Level (dBuV)	Over Limit (dB)	Limit (dBuV/m)	Factor (dB)	Type
11592.500	53.842	41.258	-20.158	74.000	12.585	PK

RE 18-26.5GHz PK+AV



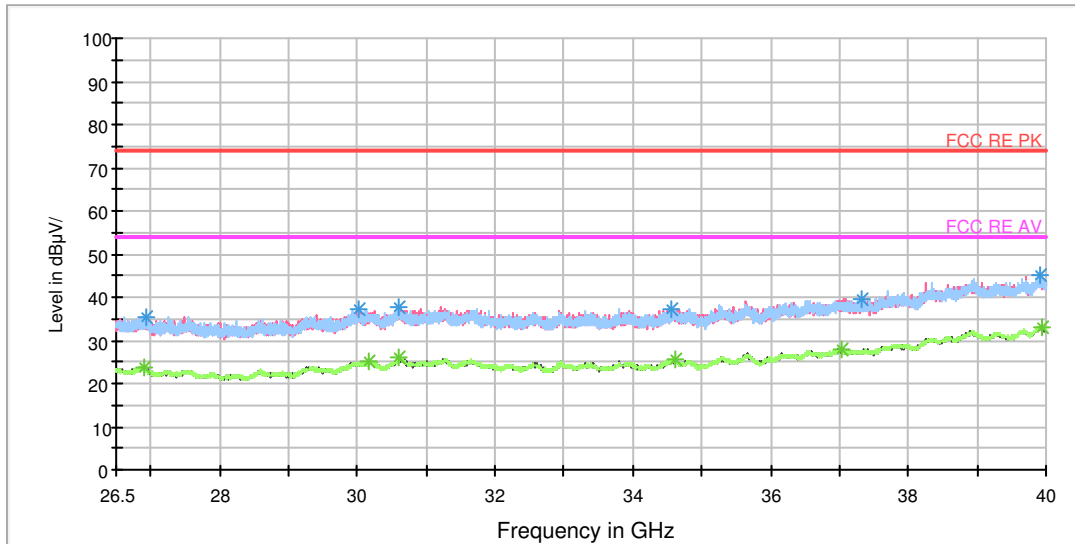
Radiates Emission from 18GHz to 26.5GHz

Frequency (MHz)	Peak (dBuV/m)	Polarization	Azimuth (deg)	Reading value (dBuV/m)	Correct Factor (dB)	Margin (dB)	Limit (dBuV/m)
18046.750000	30.8	H	60.0	36.1	-5.3	43.2	74
19498.125000	26.5	V	300.0	34.0	-7.5	47.5	74
21639.062500	25.5	H	112.0	34.6	-9.1	48.5	74
23265.750000	26.7	V	253.0	34.0	-7.3	47.3	74
24750.062500	27.7	H	181.0	34.4	-6.7	46.3	74
25237.750000	28.8	V	300.0	34.9	-6.1	45.2	74

Remark: 1. Correction Factor = Antenna factor+ Insertion loss (cable loss + amplifier gain)

Frequency (MHz)	Average (dBuV/m)	Polarization	Azimuth (deg)	Reading value (dBuV/m)	Correct Factor (dB)	Margin (dB)	Limit (dBuV/m)
18383.562500	20.2	V	215.0	25.0	-4.8	33.8	54
19487.500000	15.6	H	120.0	23.3	-7.7	38.4	54
21663.500000	14.4	H	189.0	23.7	-9.3	39.6	54
23264.687500	15.4	V	237.0	22.7	-7.3	38.6	54
24732.000000	16.4	V	177.0	22.7	-6.3	37.6	54
25222.875000	18.0	H	75.0	23.9	-5.9	36.0	54

Remark: 1. Correction Factor = Antenna factor+ Insertion loss (cable loss + amplifier gain)



Radiates Emission from 26.5GHz to 40GHz

Frequency (MHz)	Peak (dBuV/m)	Polarization	Azimuth (deg)	Reading value (dBuV/m)	Correct Factor (dB)	Margin (dB)	Limit (dBuV/m)
26948.875000	35.4	H	0.0	36.3	-0.9	38.6	74
30015.062500	37.0	V	15.0	37.4	-0.4	37.0	74
30590.500000	37.7	V	15.0	38.2	-0.5	36.3	74
34552.750000	37.4	V	15.0	38.4	-1.0	36.6	74
37332.062500	39.6	H	15.0	40.1	0.5	34.4	74
39902.125000	45.1	V	15.0	47.4	2.3	28.9	74

Remark: 1. Correction Factor = Antenna factor+ Insertion loss (cable loss + amplifier gain)

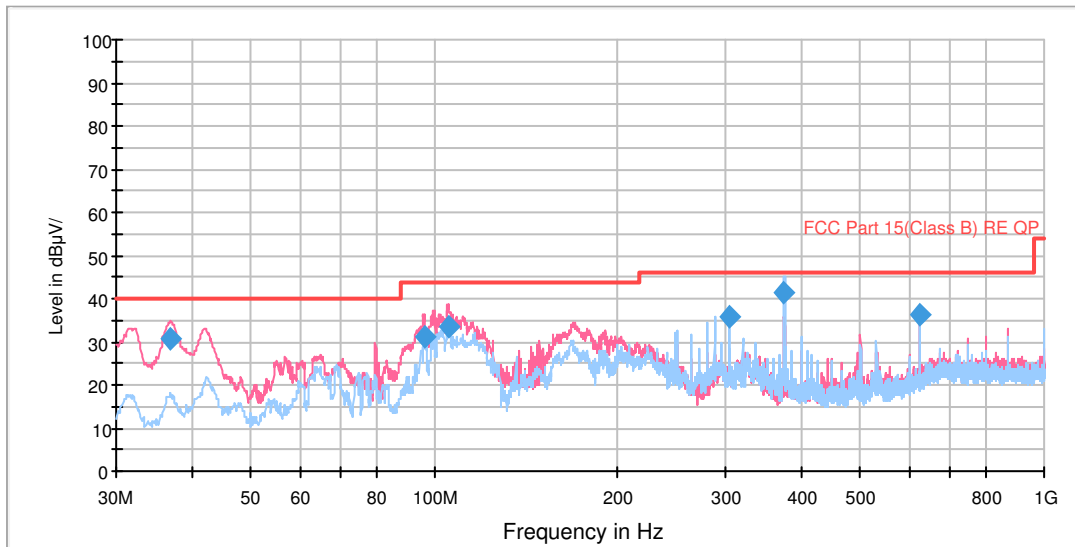
Frequency (MHz)	Average (dBuV/m)	Polarization	Azimuth (deg)	Reading value (dBuV/m)	Correct Factor (dB)	Margin (dB)	Limit (dBuV/m)
26901.625000	23.7	H	0.0	24.5	-0.8	30.3	54
30165.250000	25.0	V	15.0	25.4	-0.4	29.0	54
30598.937500	26.0	V	15.0	26.5	-0.5	28.0	54
34608.437500	25.6	H	4.0	26.6	-1.0	28.4	54
37033.375000	28.0	V	15.0	28.0	0.0	26.0	54
39940.937500	33.0	V	15.0	35.3	2.3	21.0	54

Remark: 1. Correction Factor = Antenna factor+ Insertion loss (cable loss + amplifier gain)



802.11ac (HT80) CH42

RE 30M-1GHz QP

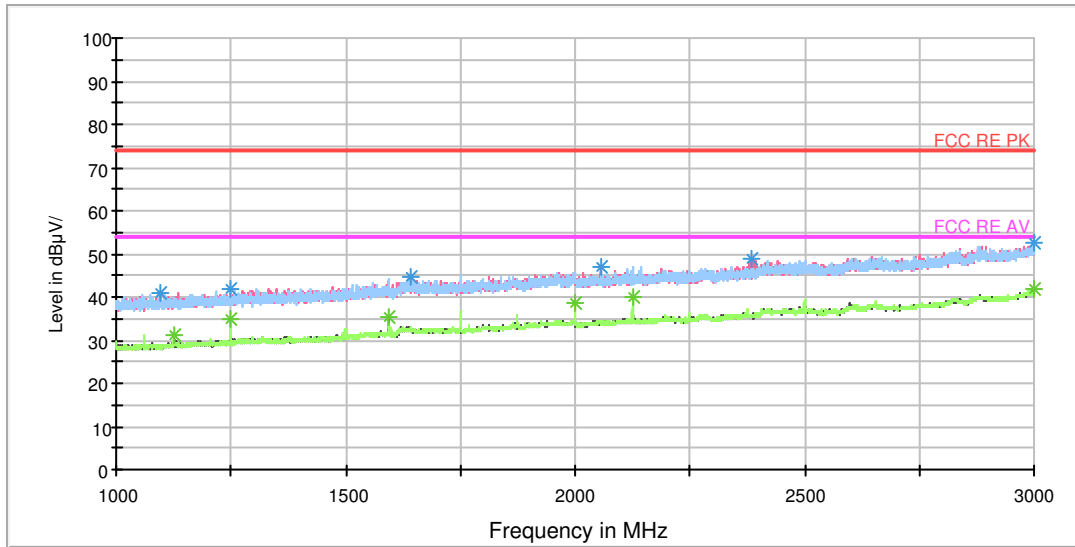


Radiates Emission from 30MHz to 1GHz

Frequency (MHz)	Quasi-Peak (dBuV/m)	Height (cm)	Polarization	Azimuth (deg)	Reading value (dBuV/m)	Correct Factor (dB)	Margin (dB)	Limit (dBuV/m)
36.818025	30.9	100.0	V	352.0	53.1	-22.2	9.1	40.0
96.040100	31.2	106.0	V	250.0	56.6	-25.4	12.3	43.5
105.633956	33.6	100.0	V	277.0	59.4	-25.8	9.9	43.5
303.985000	35.8	99.0	H	16.0	58.9	-23.1	10.2	46.0
374.978750	41.4	99.0	H	340.0	63.3	-21.9	4.6	46.0
625.011250	36.2	121.0	H	317.0	52.9	-16.7	9.8	46.0

- Remark: 1. Quasi-Peak = Reading value + Correction factor
- 2. Correction Factor = Antenna factor+ Insertion loss(cable loss+amplifier gain)
- 3. Margin = Limit – Quasi-Peak

RE 1G-3GHz PK+AV



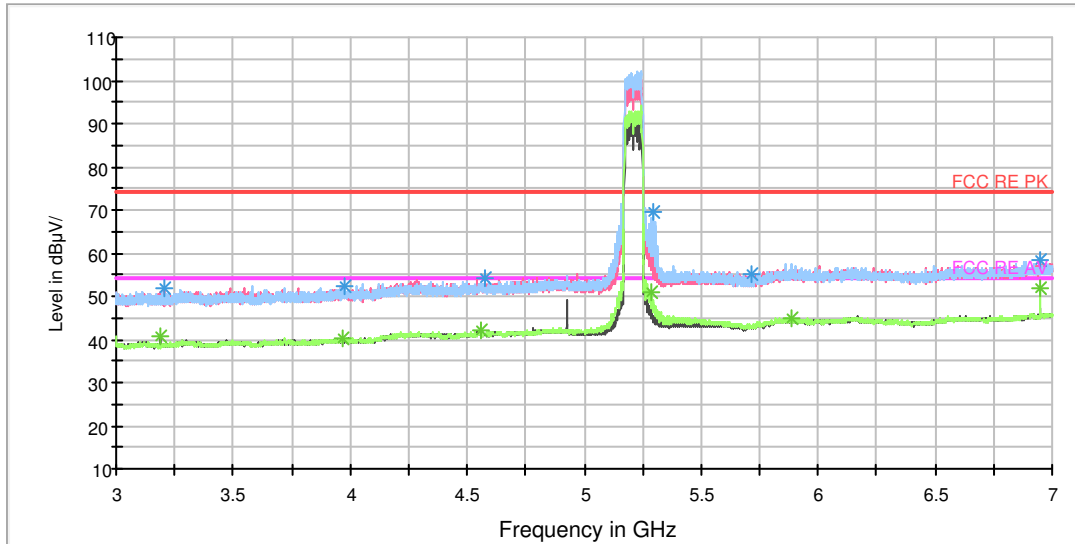
Radiates Emission from 1GHz to 3GHz

Frequency (MHz)	Peak (dBuV/m)	Height (cm)	Polarization	Azimuth (deg)	Reading value (dBuV/m)	Correct Factor (dB)	Margin (dB)	Limit (dBuV/m)
1094.750000	41.0	103.0	V	250.0	49.9	-8.9	33.0	74
1249.500000	42.1	103.0	H	144.0	50.1	-8.0	31.9	74
1640.750000	44.4	103.0	V	250.0	49.1	-4.7	29.6	74
2054.750000	46.9	103.0	V	250.0	50.1	-3.2	27.1	74
2386.000000	48.8	103.0	V	0.0	50.2	-1.4	25.2	74
2998.500000	52.3	103.0	V	250.0	54.6	2.3	21.7	74

Remark: 1. Correction Factor = Antenna factor+ Insertion loss (cable loss + amplifier gain)

Frequency (MHz)	Average (dBuV/m)	Height (cm)	Polarization	Azimuth (deg)	Reading value (dBuV/m)	Correct Factor (dB)	Margin (dB)	Limit (dBuV/m)
1125.000000	31.2	103.0	H	202.0	39.6	-8.4	22.8	54
1249.750000	34.7	103.0	H	154.0	42.7	-8.0	19.3	54
1594.000000	35.5	103.0	V	216.0	41.9	-6.4	18.5	54
2000.000000	38.7	103.0	H	134.0	42.1	-3.4	15.3	54
2125.000000	40.2	103.0	H	134.0	42.5	-2.3	13.8	54
3000.000000	41.8	103.0	H	154.0	44.1	2.3	12.2	54

Remark: 1. Correction Factor = Antenna factor+ Insertion loss (cable loss + amplifier gain)



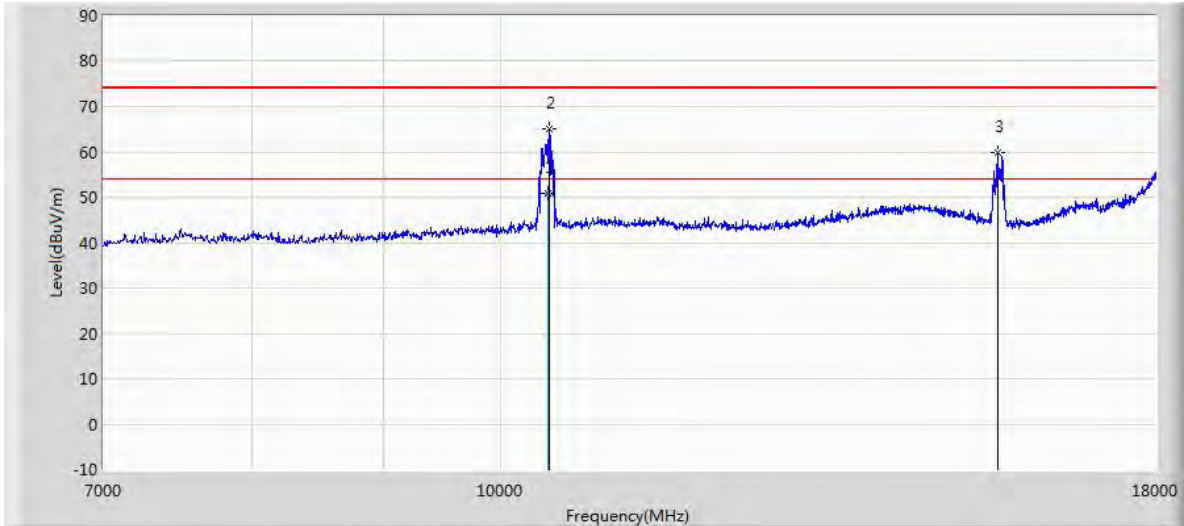
Note: The signal beyond the limit is carrier.
Radiates Emission from 3GHz to 7GHz

Frequency (MHz)	Peak (dBuV/m)	Height (cm)	Polarization	Azimuth (deg)	Reading value (dBuV/m)	Correct Factor (dB)	Margin (dB)	Limit (dBuV/m)
3206.000000	51.7	102.0	V	0.0	58.9	7.2	22.3	74
3972.500000	52.3	102.0	H	112.0	61.4	9.1	21.7	74
4572.500000	54.0	102.0	V	209.0	64.8	10.8	20.0	74
5297.000000	69.3	102.0	H	83.0	81.7	12.4	4.7	74
6947.000000	58.6	102.0	H	206.0	74.8	16.2	15.4	74
5716.500000	55.2	102.0	V	128.0	68.4	13.2	18.8	74

Remark: 1. Correction Factor = Antenna factor+ Insertion loss (cable loss + amplifier gain)

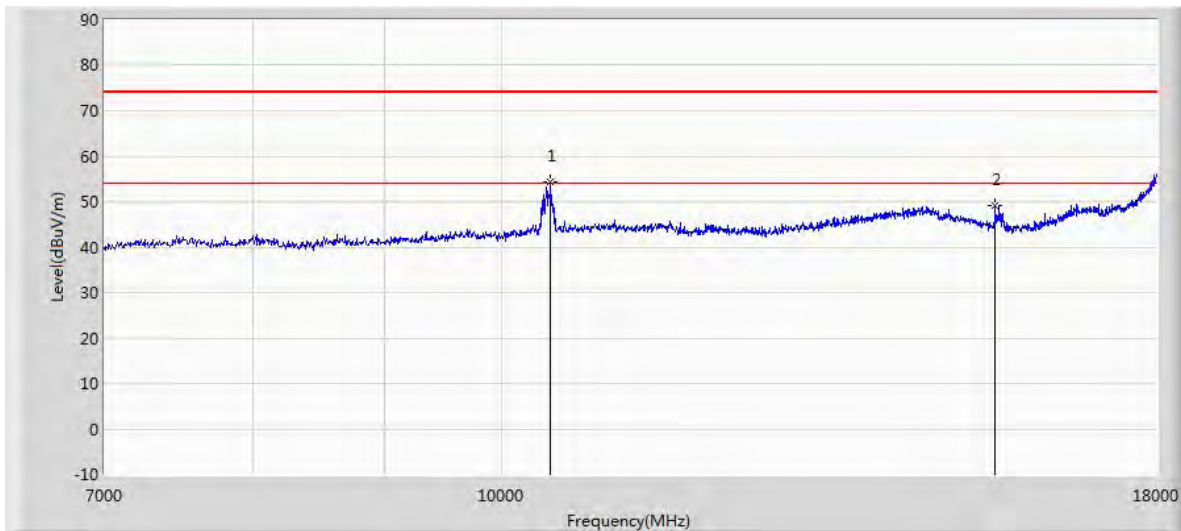
Frequency (MHz)	Average (dBuV/m)	Height (cm)	Polarization	Azimuth (deg)	Reading value (dBuV/m)	Correct Factor (dB)	Margin (dB)	Limit (dBuV/m)
3187.500000	40.7	102.0	V	0.0	47.8	7.1	13.3	54
3972.000000	40.3	102.0	V	340.0	49.4	9.1	13.7	54
4560.500000	41.9	102.0	V	0.0	52.9	11.0	12.1	54
5283.000000	50.9	102.0	H	151.0	63.1	12.2	3.1	54
6947.000000	52.0	102.0	H	206.0	68.2	16.2	2.0	54
5888.500000	44.9	102.0	H	262.0	59.8	14.9	9.1	54

Remark: 1. Correction Factor = Antenna factor+ Insertion loss (cable loss + amplifier gain)



Radiates Emission from 7GHz to 18GHz - Horizontal

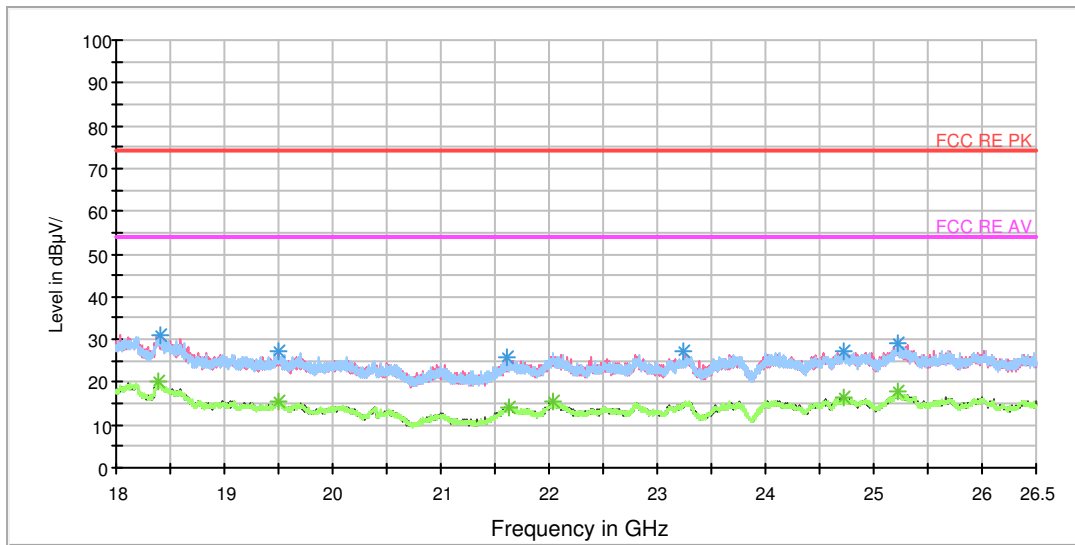
Frequency (MHz)	Measure Level (dBuV/m)	Reading Level (dBuV)	Over Limit (dB)	Limit (dBuV/m)	Factor (dB)	Type
10430.700	50.767	38.709	-3.233	54.000	12.058	AV
10448.500	65.205	53.208	-8.795	74.000	11.997	PK
15618.500	59.988	47.882	-14.012	74.000	12.107	PK



Radiates Emission from 7GHz to 18GHz - Vertical

Frequency (MHz)	Measure Level (dBuV/m)	Reading Level (dBuV)	Over Limit (dB)	Limit (dBuV/m)	Factor (dB)	Type
10448.500	54.455	42.458	-19.545	74.000	11.997	PK
15569.000	49.047	36.920	-24.953	74.000	12.127	PK

RE 18-26.5GHz PK+AV



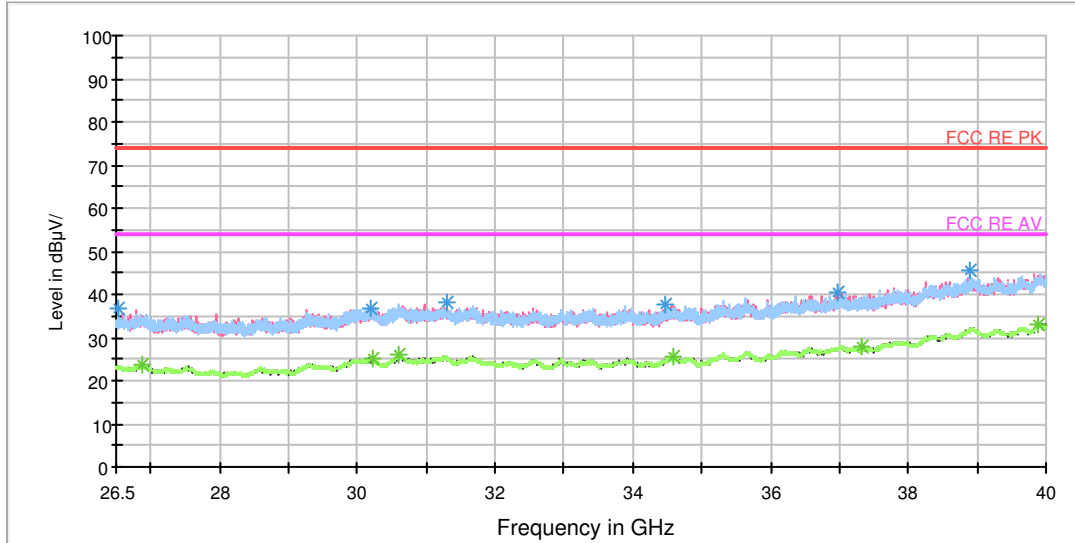
Radiates Emission from 18GHz to 26.5GHz

Frequency (MHz)	Peak (dBuV/m)	Polarization	Azimuth (deg)	Reading value (dBuV/m)	Correct Factor (dB)	Margin (dB)	Limit (dBuV/m)
18405.875000	31.2	H	227.0	36.2	-5.0	42.8	74
19507.687500	27.4	V	5.0	34.9	-7.5	46.6	74
21601.875000	25.6	V	298.0	34.4	-8.8	48.4	74
23247.687500	27.3	H	235.0	34.9	-7.6	46.7	74
24717.125000	27.5	V	268.0	33.9	-6.4	46.5	74
25225.000000	29.0	H	98.0	34.9	-5.9	45.0	74

Remark: 1. Correction Factor = Antenna factor+ Insertion loss (cable loss + amplifier gain)

Frequency (MHz)	Average (dBuV/m)	Polarization	Azimuth (deg)	Reading value (dBuV/m)	Correct Factor (dB)	Margin (dB)	Limit (dBuV/m)
18385.687500	20.0	H	142.0	24.8	-4.8	34.0	54
19497.062500	15.7	V	300.0	23.2	-7.5	38.3	54
21635.875000	14.2	H	150.0	23.3	-9.1	39.8	54
22030.062500	15.4	H	46.0	23.4	-8.0	38.6	54
24720.312500	16.6	H	276.0	22.9	-6.3	37.4	54
25221.812500	17.9	H	25.0	23.8	-5.9	36.1	54

Remark: 1. Correction Factor = Antenna factor+ Insertion loss (cable loss + amplifier gain)



Radiates Emission from 26.5GHz to 40GHz

Frequency (MHz)	Peak (dBuV/m)	Polarization	Azimuth (deg)	Reading value (dBuV/m)	Correct Factor (dB)	Margin (dB)	Limit (dBuV/m)
26540.500000	36.6	H	4.0	37.0	-0.4	37.4	74
30197.312500	36.8	V	15.0	37.2	-0.4	37.2	74
31292.500000	38.0	H	0.0	38.5	-0.5	36.0	74
34463.312500	37.7	H	15.0	38.8	-1.1	36.3	74
36974.312500	40.4	V	15.0	40.5	-0.1	33.6	74
38906.500000	45.6	H	0.0	48.5	2.9	28.4	74

Remark: 1. Correction Factor = Antenna factor+ Insertion loss (cable loss + amplifier gain)

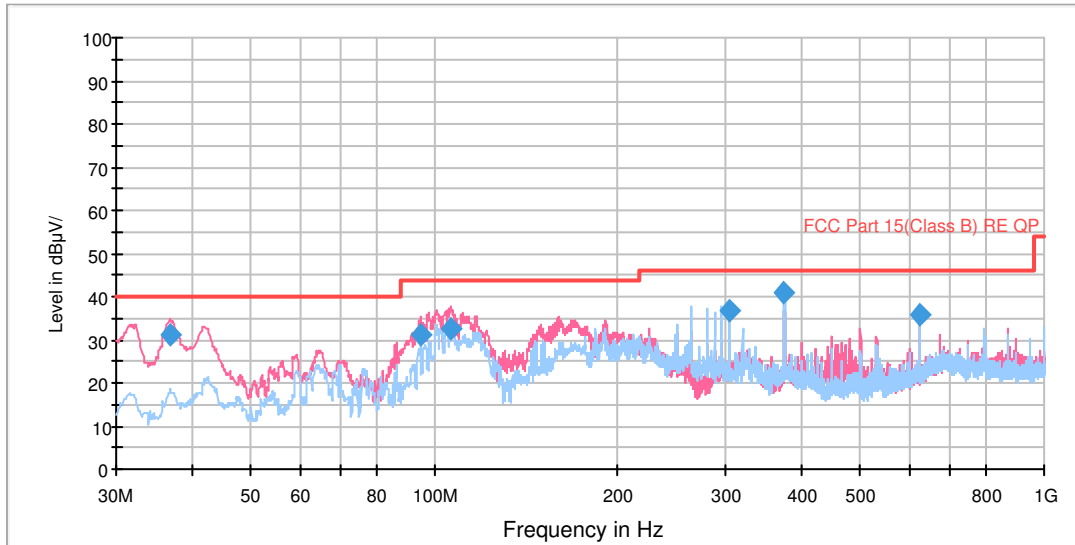
Frequency (MHz)	Average (dBuV/m)	Polarization	Azimuth (deg)	Reading value (dBuV/m)	Correct Factor (dB)	Margin (dB)	Limit (dBuV/m)
26886.437500	23.7	V	15.0	24.5	-0.8	30.3	54
30226.000000	25.2	V	15.0	25.6	-0.4	28.8	54
30612.437500	25.9	H	0.0	26.4	-0.5	28.1	54
34589.875000	25.5	H	0.0	26.5	-1.0	28.5	54
37328.687500	27.9	H	0.0	28.4	0.5	26.1	54
39897.062500	33.0	H	0.0	35.3	2.3	21.0	54

Remark: 1. Correction Factor = Antenna factor+ Insertion loss (cable loss + amplifier gain)



802.11ac (HT80) CH58

RE 30M-1GHz QP

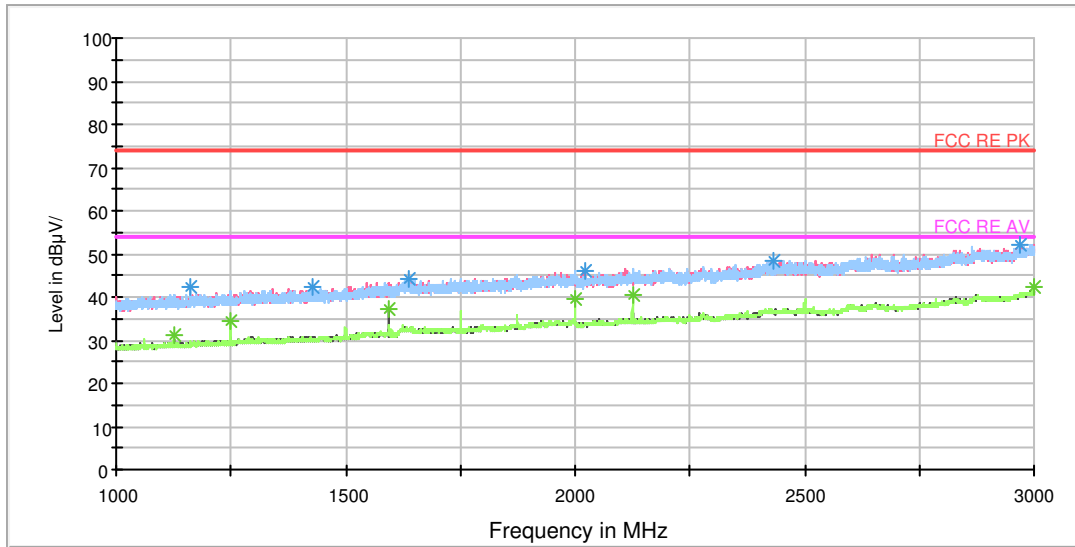


Radiates Emission from 30MHz to 1GHz

Frequency (MHz)	Quasi-Peak (dBuV/m)	Height (cm)	Polarization	Azimuth (deg)	Reading value (dBuV/m)	Correct Factor (dB)	Margin (dB)	Limit (dBuV/m)
36.778025	31.3	100.0	V	324.0	53.5	-22.2	8.7	40.0
94.950631	31.3	106.0	V	268.0	56.8	-25.5	12.2	43.5
106.080584	32.4	120.0	V	295.0	58.2	-25.8	11.1	43.5
303.985000	36.7	99.0	H	340.0	59.8	-23.1	9.3	46.0
374.978750	41.1	99.0	H	340.0	63.0	-21.9	4.9	46.0
625.011250	35.8	100.0	V	173.0	52.5	-16.7	10.2	46.0

- Remark: 1. Quasi-Peak = Reading value + Correction factor
 2. Correction Factor = Antenna factor+ Insertion loss(cable loss+amplifier gain)
 3. Margin = Limit – Quasi-Peak

RE 1G-3GHz PK+AV



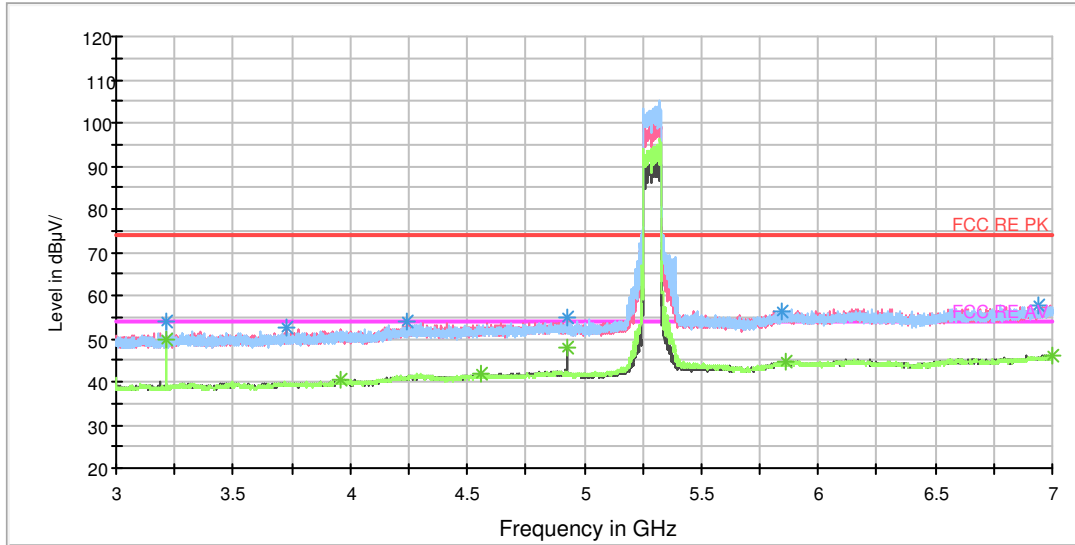
Radiates Emission from 1GHz to 3GHz

Frequency (MHz)	Peak (dBuV/m)	Height (cm)	Polarization	Azimuth (deg)	Reading value (dBuV/m)	Correct Factor (dB)	Margin (dB)	Limit (dBuV/m)
1162.500000	42.2	103.0	H	0.0	50.5	-8.3	31.8	74
1427.500000	42.2	103.0	H	0.0	49.1	-6.9	31.8	74
1639.500000	44.3	103.0	H	103.0	49.0	-4.7	29.7	74
2021.250000	45.9	103.0	V	221.0	49.5	-3.6	28.1	74
2430.250000	48.5	103.0	H	11.0	49.2	-0.7	25.5	74
2967.500000	52.3	103.0	H	189.0	54.5	2.2	21.7	74

Remark: 1. Correction Factor = Antenna factor+ Insertion loss (cable loss + amplifier gain)

Frequency (MHz)	Average (dBuV/m)	Height (cm)	Polarization	Azimuth (deg)	Reading value (dBuV/m)	Correct Factor (dB)	Margin (dB)	Limit (dBuV/m)
1125.000000	31.2	103.0	H	145.0	39.6	-8.4	22.8	54
1250.000000	34.4	103.0	H	155.0	42.4	-8.0	19.6	54
1593.750000	37.0	103.0	V	179.0	43.4	-6.4	17.0	54
2000.000000	39.7	103.0	H	135.0	43.1	-3.4	14.3	54
2125.000000	40.7	103.0	H	123.0	43.0	-2.3	13.3	54
3000.000000	42.1	103.0	H	145.0	44.4	2.3	11.9	54

Remark: 1. Correction Factor = Antenna factor+ Insertion loss (cable loss + amplifier gain)



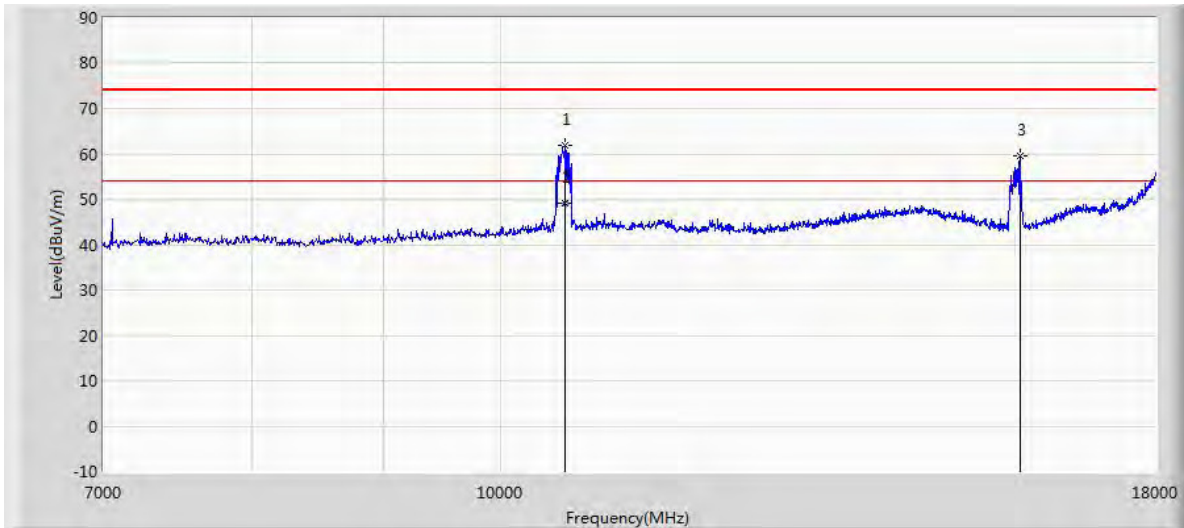
Note: The signal beyond the limit is carrier.
Radiates Emission from 3GHz to 7GHz

Frequency (MHz)	Peak (dBuV/m)	Height (cm)	Polarization	Azimuth (deg)	Reading value (dBuV/m)	Correct Factor (dB)	Margin (dB)	Limit (dBuV/m)
3215.500000	53.9	102.0	H	43.0	61.1	7.2	20.1	74
3724.500000	52.6	102.0	V	272.0	61.0	8.4	21.4	74
4243.000000	54.0	102.0	V	0.0	64.5	10.5	20.0	74
6938.500000	57.5	102.0	H	69.0	73.6	16.1	16.5	74
4924.000000	54.7	102.0	V	9.0	66.6	11.9	19.3	74
5844.000000	56.3	102.0	H	193.0	70.9	14.6	17.7	74

Remark: 1. Correction Factor = Antenna factor+ Insertion loss (cable loss + amplifier gain)

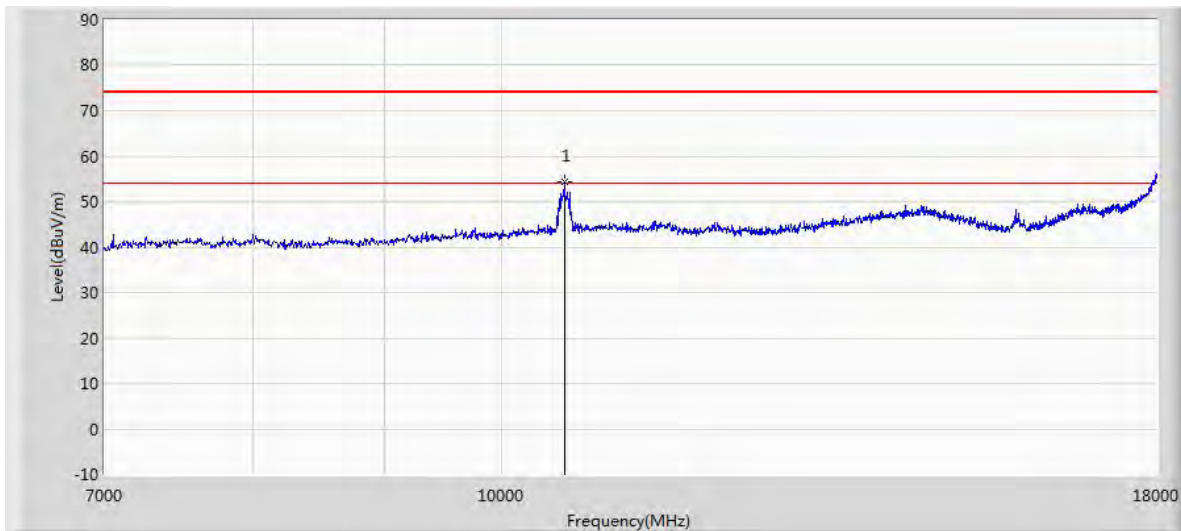
Frequency (MHz)	Average (dBuV/m)	Height (cm)	Polarization	Azimuth (deg)	Reading value (dBuV/m)	Correct Factor (dB)	Margin (dB)	Limit (dBuV/m)
3216.000000	49.8	102.0	H	43.0	57.0	7.2	4.2	54
3957.500000	40.6	102.0	V	55.0	49.6	9.0	13.4	54
4562.000000	41.8	102.0	V	0.0	52.8	11.0	12.2	54
6999.500000	46.0	102.0	V	40.0	62.5	16.5	8.0	54
4924.000000	47.9	102.0	V	9.0	59.8	11.9	6.1	54
5857.000000	44.6	102.0	V	0.0	59.4	14.8	9.4	54

Remark: 1. Correction Factor = Antenna factor+ Insertion loss (cable loss + amplifier gain)



Radiates Emission from 7GHz to 18GHz - Horizontal

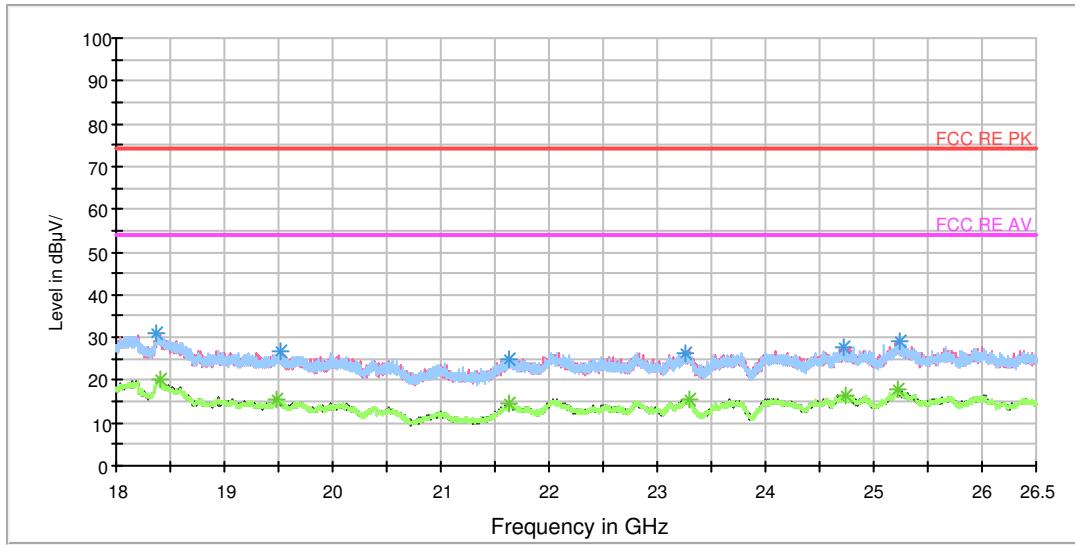
Frequency (MHz)	Measure Level (dBuV/m)	Reading Level (dBuV)	Over Limit (dB)	Limit (dBuV/m)	Factor (dB)	Type
10591.500	61.949	49.552	-12.051	74.000	12.397	PK
10591.500	49.254	36.857	-4.746	54.000	12.397	AV
15932.000	59.493	47.840	-14.507	74.000	11.653	PK



Radiates Emission from 7GHz to 18GHz - Vertical

Frequency (MHz)	Measure Level (dBuV/m)	Reading Level (dBuV)	Over Limit (dB)	Limit (dBuV/m)	Factor (dB)	Type
10580.500	54.468	42.054	-19.532	74.000	12.414	PK

RE 18-26.5GHz PK+AV



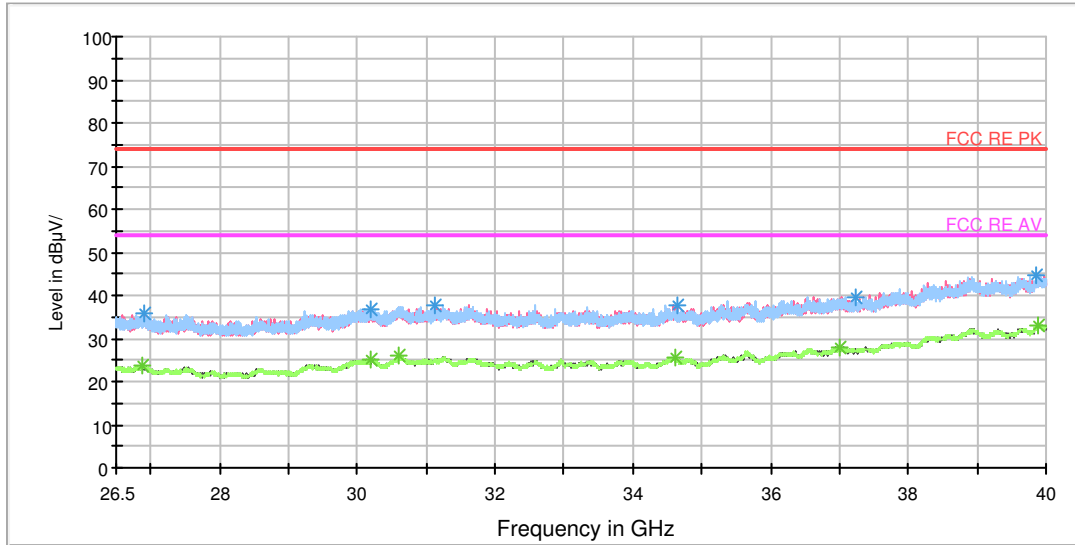
Radiates Emission from 18GHz to 26.5GHz

Frequency (MHz)	Peak (dBuV/m)	Polarization	Azimuth (deg)	Reading value (dBuV/m)	Correct Factor (dB)	Margin (dB)	Limit (dBuV/m)
18378.250000	31.0	V	181.0	35.8	-4.8	43.0	74
19515.125000	26.6	H	244.0	34.1	-7.5	47.4	74
21628.437500	25.1	V	113.0	34.2	-9.1	48.9	74
23267.875000	26.3	H	244.0	33.6	-7.3	47.7	74
24722.437500	27.6	V	225.0	33.8	-6.2	46.4	74
25240.937500	28.9	V	286.0	35.2	-6.3	45.1	74

Remark: 1. Correction Factor = Antenna factor+ Insertion loss (cable loss + amplifier gain)

Frequency (MHz)	Average (dBuV/m)	Polarization	Azimuth (deg)	Reading value (dBuV/m)	Correct Factor (dB)	Margin (dB)	Limit (dBuV/m)
18404.812500	20.0	H	29.0	25.0	-5.0	34.0	54
19490.687500	15.6	V	151.0	23.2	-7.6	38.4	54
21631.625000	14.4	H	212.0	23.5	-9.1	39.6	54
23289.125000	15.5	V	256.0	22.6	-7.1	38.5	54
24735.187500	16.5	H	29.0	22.8	-6.3	37.5	54
25228.187500	18.0	V	278.0	23.9	-5.9	36.0	54

Remark: 1. Correction Factor = Antenna factor+ Insertion loss (cable loss + amplifier gain)



Radiates Emission from 26.5GHz to 40GHz

Frequency (MHz)	Peak (dBuV/m)	Polarization	Azimuth (deg)	Reading value (dBuV/m)	Correct Factor (dB)	Margin (dB)	Limit (dBuV/m)
26894.875000	35.8	V	15.0	36.6	-0.8	38.2	74
30209.125000	36.8	V	15.0	37.2	-0.4	37.2	74
31115.312500	37.7	H	0.0	38.1	-0.4	36.3	74
34645.562500	37.8	V	15.0	38.8	-1.0	36.2	74
37234.187500	39.7	H	0.0	40.0	0.3	34.3	74
39843.062500	44.9	V	15.0	47.3	2.4	29.1	74

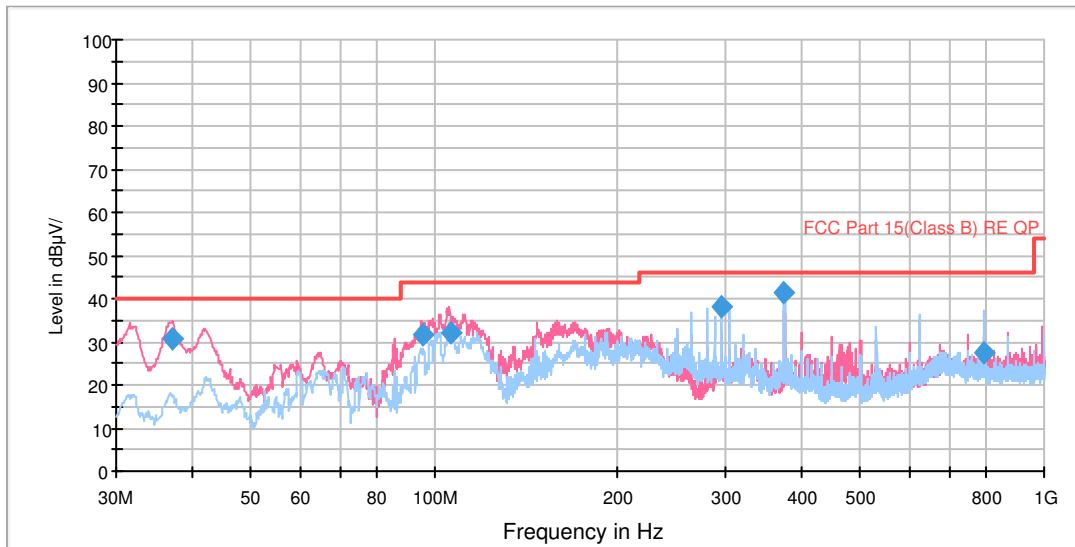
Remark: 1. Correction Factor = Antenna factor+ Insertion loss (cable loss + amplifier gain)

Frequency (MHz)	Average (dBuV/m)	Polarization	Azimuth (deg)	Reading value (dBuV/m)	Correct Factor (dB)	Margin (dB)	Limit (dBuV/m)
26878.000000	23.8	V	15.0	24.6	-0.8	30.2	54
30200.687500	25.0	H	0.0	25.4	-0.4	29.0	54
30598.937500	26.0	H	0.0	26.5	-0.5	28.0	54
34606.750000	25.4	H	15.0	26.4	-1.0	28.6	54
37013.125000	27.9	V	15.0	28.0	-0.1	26.1	54
39895.375000	32.9	H	15.0	35.2	2.3	21.1	54

Remark: 1. Correction Factor = Antenna factor+ Insertion loss (cable loss + amplifier gain)

802.11ac (HT80) CH106

RE 30M-1GHz QP



Radiates Emission from 30MHz to 1GHz

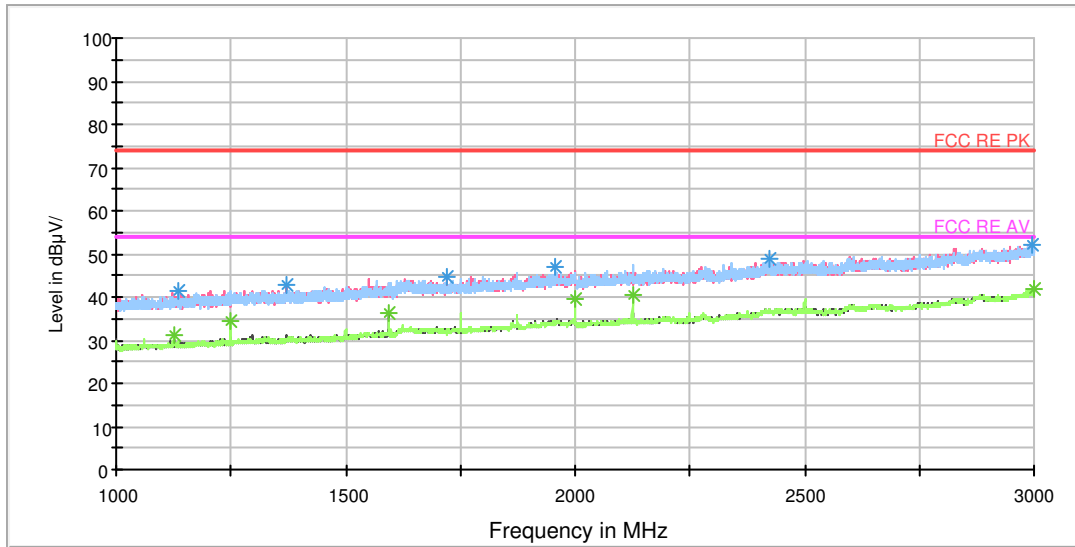
Frequency (MHz)	Quasi-Peak (dBuV/m)	Height (cm)	Polarization	Azimuth (deg)	Reading value (dBuV/m)	Correct Factor (dB)	Margin (dB)	Limit (dBuV/m)
37.140866	30.6	100.0	V	331.0	52.7	-22.1	9.4	40.0
95.349028	31.5	120.0	V	256.0	57.0	-25.5	12.0	43.5
106.045703	32.3	120.0	V	303.0	58.1	-25.8	11.2	43.5
296.002500	38.4	100.0	H	329.0	61.9	-23.5	7.6	46.0
374.978750	41.3	100.0	H	340.0	63.2	-21.9	4.7	46.0
796.873750	27.2	99.0	H	89.0	42.0	-14.8	18.8	46.0

Remark: 1. Quasi-Peak = Reading value + Correction factor

2. Correction Factor = Antenna factor+ Insertion loss(cable loss+amplifier gain)

3. Margin = Limit – Quasi-Peak

RE 1G-3GHz PK+AV



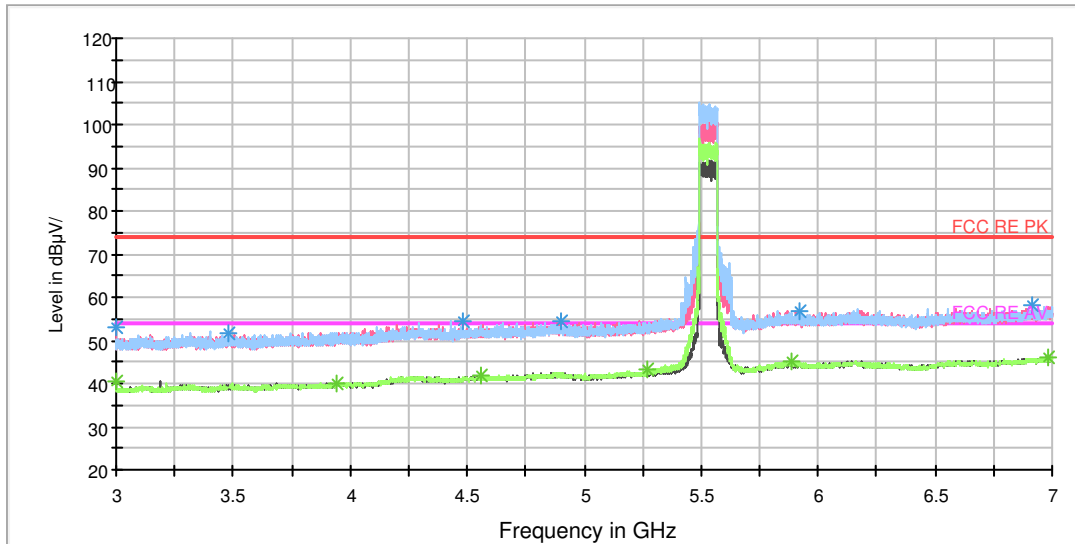
Radiates Emission from 1GHz to 3GHz

Frequency (MHz)	Peak (dBuV/m)	Height (cm)	Polarization	Azimuth (deg)	Reading value (dBuV/m)	Correct Factor (dB)	Margin (dB)	Limit (dBuV/m)
1134.250000	41.2	103.0	H	154.0	49.6	-8.4	32.8	74
1371.500000	42.6	103.0	V	211.0	49.8	-7.2	31.4	74
1721.000000	44.5	103.0	V	93.0	49.4	-4.9	29.5	74
1955.750000	47.2	103.0	H	5.0	50.7	-3.5	26.8	74
2424.500000	48.7	103.0	H	111.0	49.2	-0.5	25.3	74
2996.500000	52.3	103.0	H	228.0	54.6	2.3	21.7	74

Remark: 1. Correction Factor = Antenna factor+ Insertion loss (cable loss + amplifier gain)

Frequency (MHz)	Average (dBuV/m)	Height (cm)	Polarization	Azimuth (deg)	Reading value (dBuV/m)	Correct Factor (dB)	Margin (dB)	Limit (dBuV/m)
1125.250000	31.1	103.0	H	178.0	39.5	-8.4	22.9	54
1250.000000	34.2	103.0	H	154.0	42.2	-8.0	19.8	54
1593.500000	36.3	103.0	V	190.0	42.7	-6.4	17.7	54
2000.000000	39.4	103.0	H	121.0	42.8	-3.4	14.6	54
2125.000000	40.4	103.0	H	132.0	42.7	-2.3	13.6	54
3000.000000	42.0	103.0	H	132.0	44.3	2.3	12.0	54

Remark: 1. Correction Factor = Antenna factor+ Insertion loss (cable loss + amplifier gain)



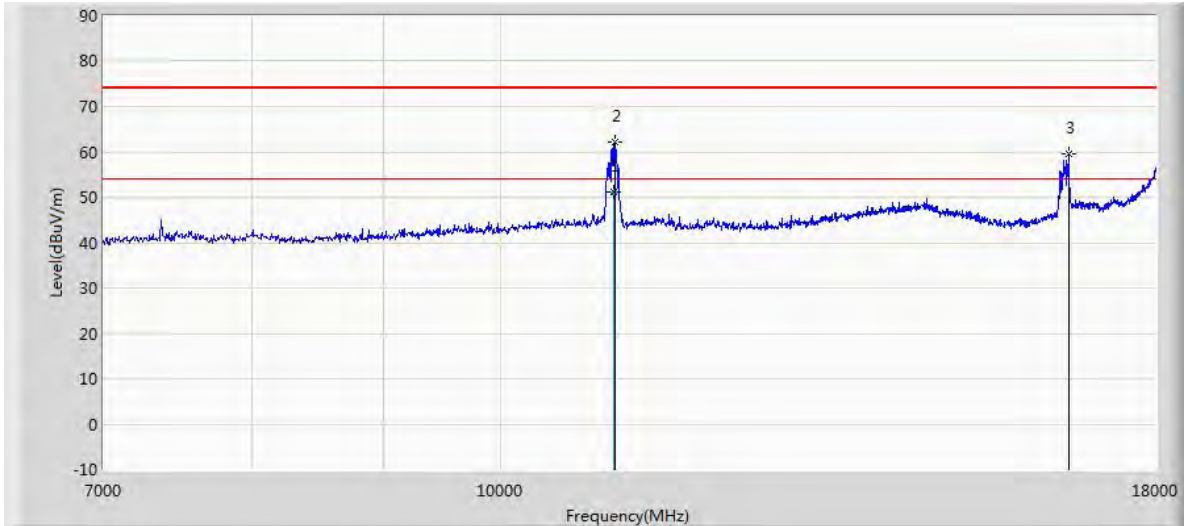
Note: The signal beyond the limit is carrier.
Radiates Emission from 3GHz to 7GHz

Frequency (MHz)	Peak (dBuV/m)	Height (cm)	Polarization	Azimuth (deg)	Reading value (dBuV/m)	Correct Factor (dB)	Margin (dB)	Limit (dBuV/m)
3000.000000	53.0	102.0	V	341.0	59.8	6.8	21.0	74
3475.500000	51.9	102.0	H	0.0	59.9	8.0	22.1	74
4485.000000	54.4	102.0	V	328.0	64.9	10.5	19.6	74
4900.000000	54.4	102.0	H	0.0	66.3	11.9	19.6	74
6918.000000	58.0	102.0	V	112.0	74.2	16.2	16.0	74
5918.500000	56.6	102.0	H	181.0	71.5	14.9	17.4	74

Remark: 1. Correction Factor = Antenna factor+ Insertion loss (cable loss + amplifier gain)

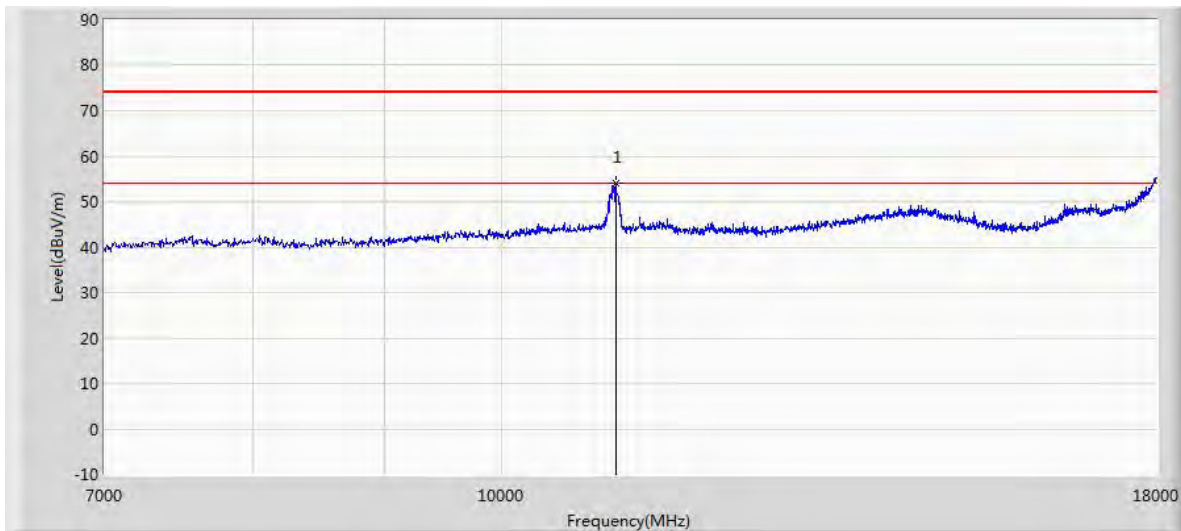
Frequency (MHz)	Average (dBuV/m)	Height (cm)	Polarization	Azimuth (deg)	Reading value (dBuV/m)	Correct Factor (dB)	Margin (dB)	Limit (dBuV/m)
3000.000000	40.4	102.0	H	304.0	47.2	6.8	13.6	54
3939.000000	40.1	102.0	H	304.0	49.0	8.9	13.9	54
4558.000000	41.7	102.0	H	0.0	52.7	11.0	12.3	54
5271.000000	43.1	102.0	H	138.0	55.3	12.2	10.9	54
6986.500000	45.9	102.0	V	261.0	62.3	16.4	8.1	54
5887.500000	45.1	102.0	H	31.0	60.0	14.9	8.9	54

Remark: 1. Correction Factor = Antenna factor+ Insertion loss (cable loss + amplifier gain)



Radiates Emission from 7GHz to 18GHz - Horizontal

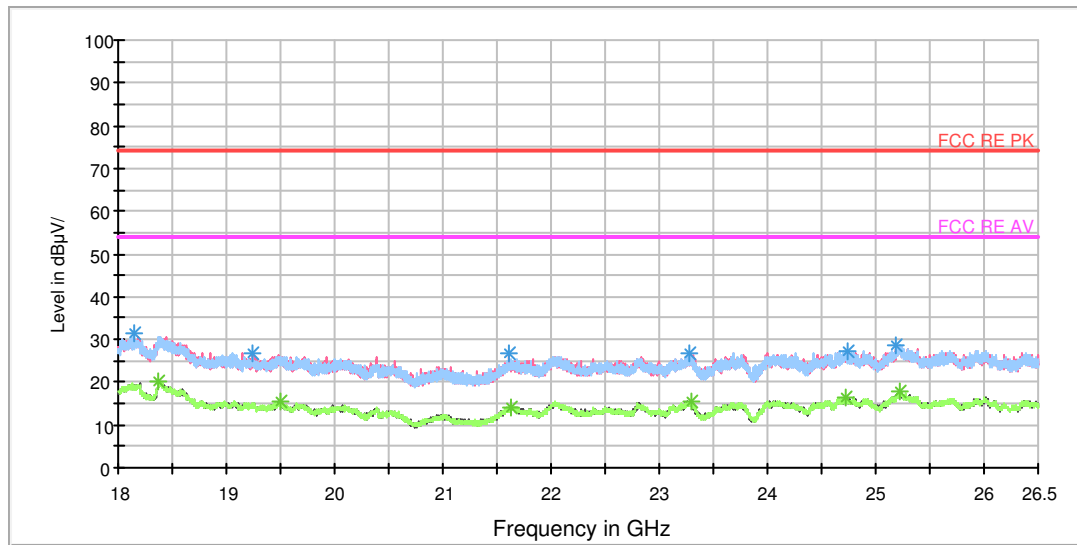
Frequency (MHz)	Measure Level (dBuV/m)	Reading Level (dBuV)	Over Limit (dB)	Limit (dBuV/m)	Factor (dB)	Type
11064.020	51.248	38.406	-2.752	54.000	12.842	AV
11075.500	62.082	49.234	-11.918	74.000	12.848	PK
16641.500	59.421	45.332	-14.579	74.000	14.088	PK



Radiates Emission from 7GHz to 18GHz - Vertical

Frequency (MHz)	Measure Level (dBuV/m)	Reading Level (dBuV)	Over Limit (dB)	Limit (dBuV/m)	Factor (dB)	Type
11081.000	54.064	41.213	-19.936	74.000	12.851	PK

RE 18-26.5GHz PK+AV



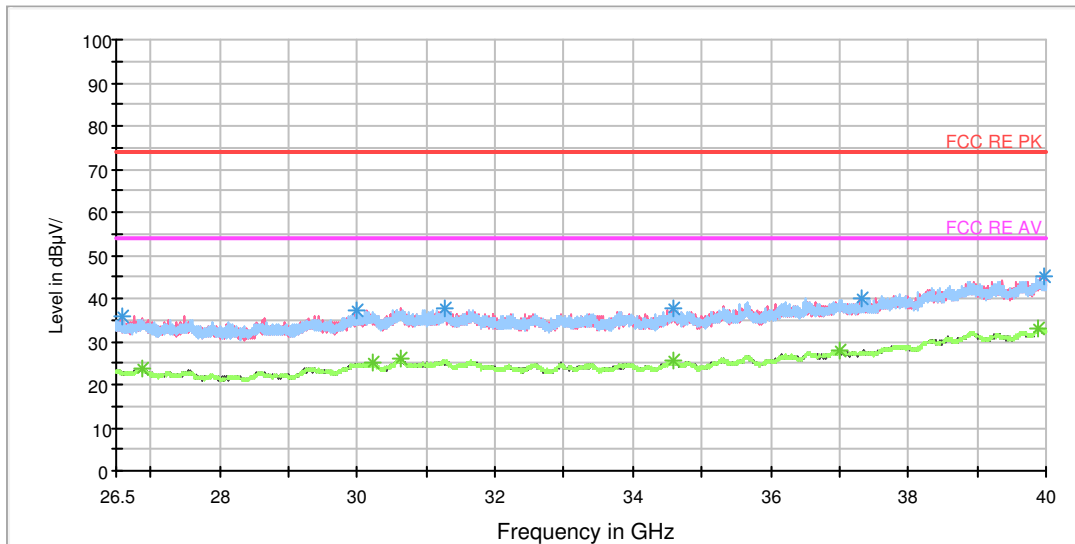
Radiates Emission from 18GHz to 26.5GHz

Frequency (MHz)	Peak (dBuV/m)	Polarization	Azimuth (deg)	Reading value (dBuV/m)	Correct Factor (dB)	Margin (dB)	Limit (dBuV/m)
18143.437500	31.5	H	34.0	36.5	-5.0	42.5	74
19243.125000	26.5	V	292.0	33.3	-6.8	47.5	74
21618.875000	26.8	V	108.0	35.8	-9.0	47.2	74
23271.062500	26.9	H	258.0	34.1	-7.2	47.1	74
24737.312500	27.4	V	300.0	33.8	-6.4	46.6	74
25194.187500	28.6	H	0.0	35.3	-6.7	45.4	74

Remark: 1. Correction Factor = Antenna factor+ Insertion loss (cable loss + amplifier gain)

Frequency (MHz)	Average (dBuV/m)	Polarization	Azimuth (deg)	Reading value (dBuV/m)	Correct Factor (dB)	Margin (dB)	Limit (dBuV/m)
18372.937500	20.3	H	142.0	25.1	-4.8	33.7	54
19496.000000	15.6	H	0.0	23.2	-7.6	38.4	54
21629.500000	14.3	V	277.0	23.4	-9.1	39.7	54
23294.437500	15.3	V	269.0	22.3	-7.0	38.7	54
24722.437500	16.5	V	33.0	22.7	-6.2	37.5	54
25218.625000	18.0	V	161.0	24.0	-6.0	36.0	54

Remark: 1. Correction Factor = Antenna factor+ Insertion loss (cable loss + amplifier gain)



Radiates Emission from 26.5GHz to 40GHz

Frequency (MHz)	Peak (dBuV/m)	Polarization	Azimuth (deg)	Reading value (dBuV/m)	Correct Factor (dB)	Margin (dB)	Limit (dBuV/m)
26574.250000	35.7	V	15.0	36.1	-0.4	38.3	74
29991.437500	37.3	H	0.0	37.7	-0.4	36.7	74
31270.562500	37.6	V	0.0	38.0	-0.4	36.4	74
34598.312500	37.6	V	15.0	38.6	-1.0	36.4	74
37311.812500	40.1	H	0.0	40.5	0.4	33.9	74
39973.000000	45.3	H	0.0	47.6	2.3	28.7	74

Remark: 1. Correction Factor = Antenna factor+ Insertion loss (cable loss + amplifier gain)

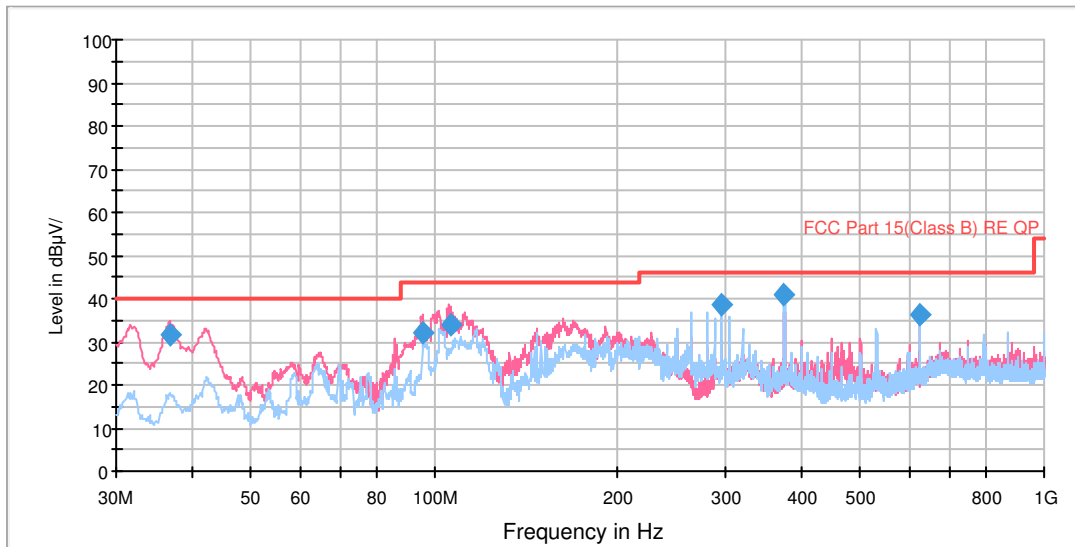
Frequency (MHz)	Average (dBuV/m)	Polarization	Azimuth (deg)	Reading value (dBuV/m)	Correct Factor (dB)	Margin (dB)	Limit (dBuV/m)
26878.000000	23.7	H	0.0	24.5	-0.8	30.3	54
30217.562500	25.0	V	15.0	25.4	-0.4	29.0	54
30644.500000	25.9	H	0.0	26.4	-0.5	28.1	54
34593.250000	25.6	H	4.0	26.6	-1.0	28.4	54
37014.812500	28.0	V	0.0	28.1	-0.1	26.0	54
39897.062500	33.0	V	15.0	35.3	2.3	21.0	54

Remark: 1. Correction Factor = Antenna factor+ Insertion loss (cable loss + amplifier gain)



802.11ac (HT80) CH155

RE 30M-1GHz QP

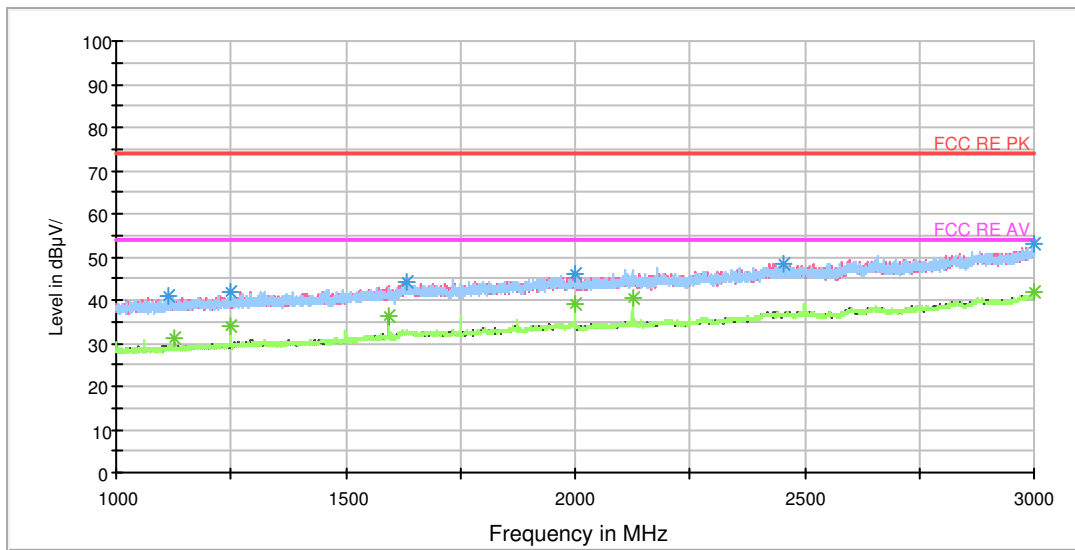


Radiates Emission from 30MHz to 1GHz

Frequency (MHz)	Quasi-Peak (dBuV/m)	Height (cm)	Polarization	Azimuth (deg)	Reading value (dBuV/m)	Correct Factor (dB)	Margin (dB)	Limit (dBuV/m)
36.737078	31.6	99.0	V	7.0	53.8	-22.2	8.4	40.0
95.476312	32.1	120.0	V	250.0	57.6	-25.5	11.4	43.5
105.924150	33.8	100.0	V	270.0	59.6	-25.8	9.7	43.5
296.002500	38.4	100.0	H	329.0	61.9	-23.5	7.6	46.0
374.978750	41.1	100.0	H	340.0	63.0	-21.9	4.9	46.0
625.011250	36.4	121.0	H	320.0	53.1	-16.7	9.6	46.0

- Remark: 1. Quasi-Peak = Reading value + Correction factor
 2. Correction Factor = Antenna factor+ Insertion loss(cable loss+amplifier gain)
 3. Margin = Limit – Quasi-Peak

RE 1G-3GHz PK+AV



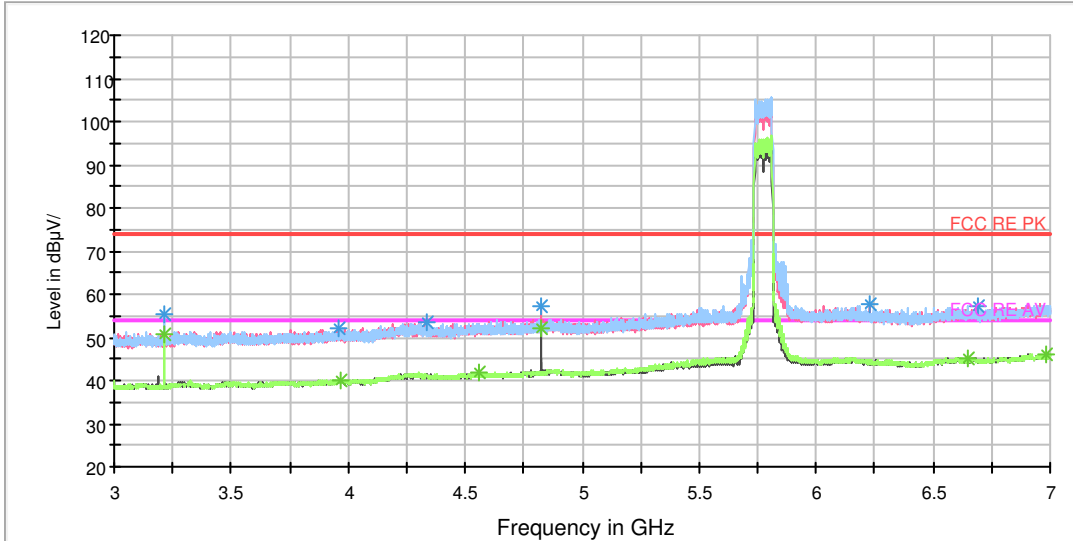
Radiates Emission from 1GHz to 3GHz

Frequency (MHz)	Peak (dBuV/m)	Height (cm)	Polarization	Azimuth (deg)	Reading value (dBuV/m)	Correct Factor (dB)	Margin (dB)	Limit (dBuV/m)
1112.000000	40.7	103.0	V	180.0	49.4	-8.7	33.3	74
1250.000000	41.9	103.0	H	145.0	49.9	-8.0	32.1	74
1633.250000	44.0	103.0	V	168.0	48.7	-4.7	30.0	74
1999.500000	45.9	103.0	H	145.0	49.3	-3.4	28.1	74
2455.000000	48.5	103.0	V	250.0	49.1	-0.6	25.5	74
3000.000000	53.0	103.0	H	124.0	55.3	2.3	21.0	74

Remark: 1. Correction Factor = Antenna factor+ Insertion loss (cable loss + amplifier gain)

Frequency (MHz)	Average (dBuV/m)	Height (cm)	Polarization	Azimuth (deg)	Reading value (dBuV/m)	Correct Factor (dB)	Margin (dB)	Limit (dBuV/m)
1124.750000	31.0	103.0	H	0.0	39.4	-8.4	23.0	54
1250.000000	34.1	103.0	H	145.0	42.1	-8.0	19.9	54
1593.750000	36.3	103.0	V	190.0	42.7	-6.4	17.7	54
2000.000000	39.2	103.0	H	145.0	42.6	-3.4	14.8	54
2124.750000	40.5	103.0	H	135.0	42.8	-2.3	13.5	54
3000.000000	41.8	103.0	H	124.0	44.1	2.3	12.2	54

Remark: 1. Correction Factor = Antenna factor+ Insertion loss (cable loss + amplifier gain)



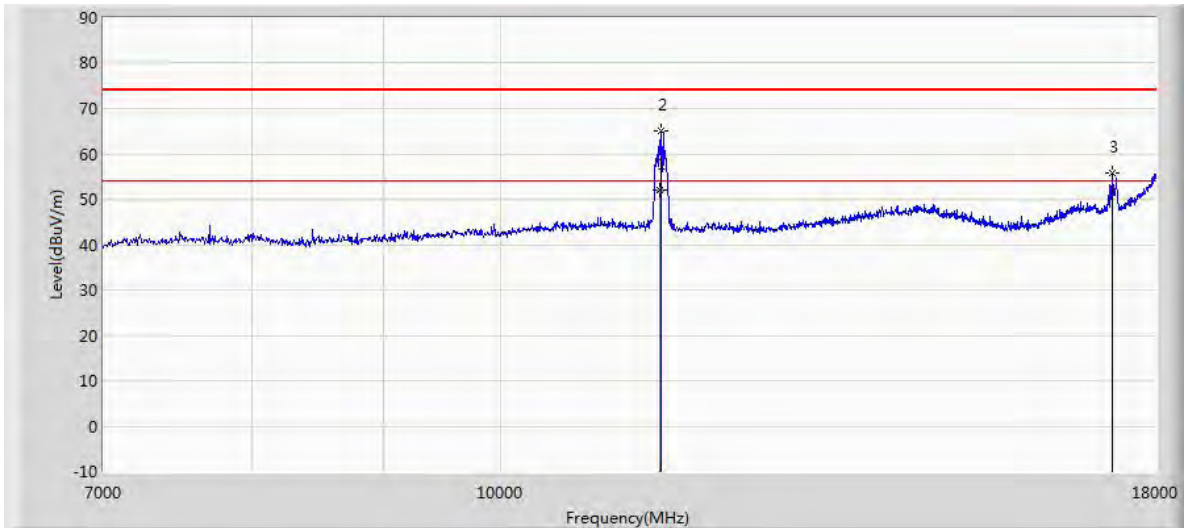
Note: The signal beyond the limit is carrier.
Radiates Emission from 3GHz to 7GHz

Frequency (MHz)	Peak (dBuV/m)	Height (cm)	Polarization	Azimuth (deg)	Reading value (dBuV/m)	Correct Factor (dB)	Margin (dB)	Limit (dBuV/m)
3215.500000	55.4	102.0	H	31.0	62.6	7.2	18.6	74
3955.500000	52.0	102.0	V	317.0	61.0	9.0	22.0	74
4337.000000	53.7	102.0	H	152.0	64.2	10.5	20.3	74
4823.500000	57.2	102.0	V	183.0	68.6	11.4	16.8	74
6229.000000	57.5	102.0	V	196.0	72.8	15.3	16.5	74
6691.500000	57.4	102.0	V	317.0	72.7	15.3	16.6	74

Remark: 1. Correction Factor = Antenna factor+ Insertion loss (cable loss + amplifier gain)

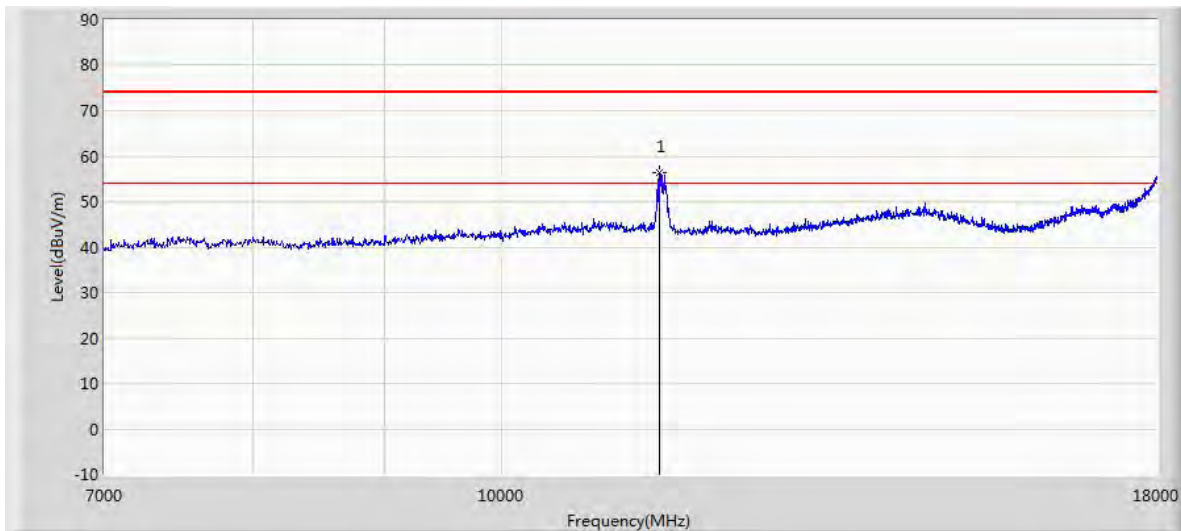
Frequency (MHz)	Average (dBuV/m)	Height (cm)	Polarization	Azimuth (deg)	Reading value (dBuV/m)	Correct Factor (dB)	Margin (dB)	Limit (dBuV/m)
3216.000000	50.6	102.0	H	31.0	57.8	7.2	3.4	54
3966.000000	40.2	102.0	V	356.0	49.2	9.0	13.8	54
4560.500000	41.8	102.0	H	289.0	52.8	11.0	12.2	54
4824.000000	52.3	102.0	V	183.0	63.7	11.4	1.7	54
6981.000000	46.0	102.0	H	0.0	62.4	16.4	8.0	54
6646.500000	44.9	102.0	V	304.0	60.4	15.5	9.1	54

Remark: 1. Correction Factor = Antenna factor+ Insertion loss (cable loss + amplifier gain)



Radiates Emission from 7GHz to 18GHz - Horizontal

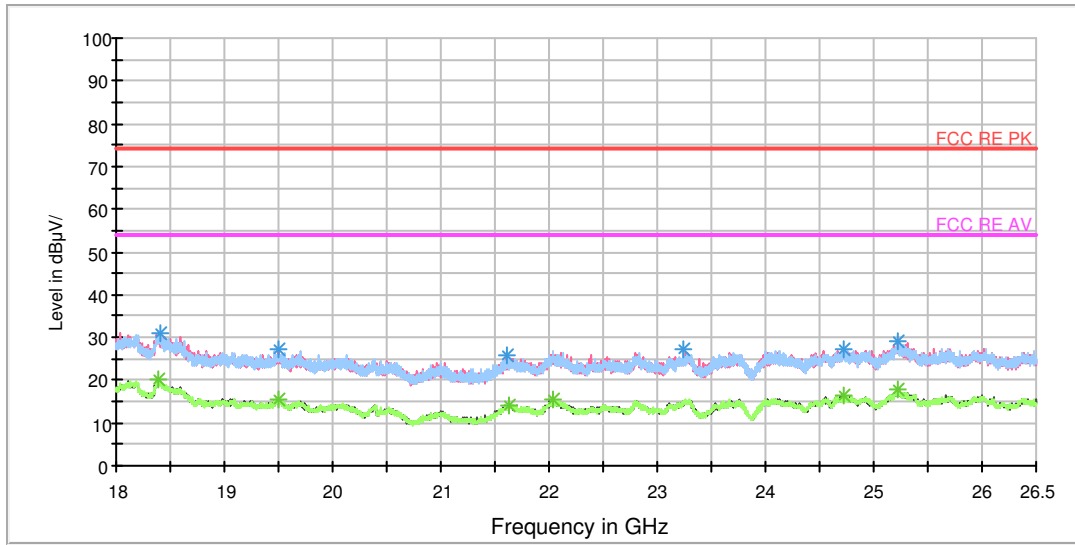
Frequency (MHz)	Measure Level (dBuV/m)	Reading Level (dBuV)	Over Limit (dB)	Limit (dBuV/m)	Factor (dB)	Type
11534.800	51.994	39.257	-2.006	54.000	12.737	AV
11554.000	65.191	52.485	-8.809	74.000	12.705	PK
17312.500	55.702	39.125	-18.298	74.000	16.577	PK



Radiates Emission from 7GHz to 18GHz - Vertical

Frequency (MHz)	Measure Level (dBuV/m)	Reading Level (dBuV)	Over Limit (dB)	Limit (dBuV/m)	Factor (dB)	Type
11515.500	56.353	43.601	-17.647	74.000	12.752	PK

RE 18-26.5GHz PK+AV



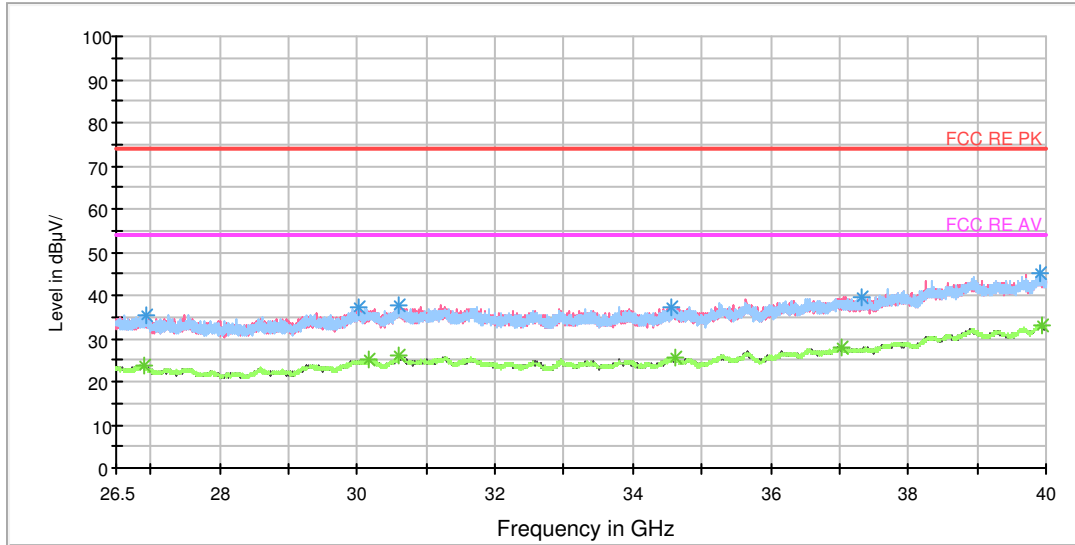
Radiates Emission from 18GHz to 26.5GHz

Frequency (MHz)	Peak (dBuV/m)	Polarization	Azimuth (deg)	Reading value (dBuV/m)	Correct Factor (dB)	Margin (dB)	Limit (dBuV/m)
18405.875000	31.2	H	227.0	36.2	-5.0	42.8	74
19507.687500	27.4	V	5.0	34.9	-7.5	46.6	74
21601.875000	25.6	V	298.0	34.4	-8.8	48.4	74
23247.687500	27.3	H	235.0	34.9	-7.6	46.7	74
24717.125000	27.5	V	268.0	33.9	-6.4	46.5	74
25225.000000	29.0	H	98.0	34.9	-5.9	45.0	74

Remark: 1. Correction Factor = Antenna factor+ Insertion loss (cable loss + amplifier gain)

Frequency (MHz)	Average (dBuV/m)	Polarization	Azimuth (deg)	Reading value (dBuV/m)	Correct Factor (dB)	Margin (dB)	Limit (dBuV/m)
18385.687500	20.0	H	142.0	24.8	-4.8	34.0	54
19497.062500	15.7	V	300.0	23.2	-7.5	38.3	54
21635.875000	14.2	H	150.0	23.3	-9.1	39.8	54
22030.062500	15.4	H	46.0	23.4	-8.0	38.6	54
24720.312500	16.6	H	276.0	22.9	-6.3	37.4	54
25221.812500	17.9	H	25.0	23.8	-5.9	36.1	54

Remark: 1. Correction Factor = Antenna factor+ Insertion loss (cable loss + amplifier gain)



Radiates Emission from 26.5GHz to 40GHz

Frequency (MHz)	Peak (dBuV/m)	Polarization	Azimuth (deg)	Reading value (dBuV/m)	Correct Factor (dB)	Margin (dB)	Limit (dBuV/m)
26948.875000	35.4	H	0.0	36.3	-0.9	38.6	74
30015.062500	37.0	V	15.0	37.4	-0.4	37.0	74
30590.500000	37.7	V	15.0	38.2	-0.5	36.3	74
34552.750000	37.4	V	15.0	38.4	-1.0	36.6	74
37332.062500	39.6	H	15.0	40.1	0.5	34.4	74
39902.125000	45.1	V	15.0	47.4	2.3	28.9	74

Remark: 1. Correction Factor = Antenna factor+ Insertion loss (cable loss + amplifier gain)

Frequency (MHz)	Average (dBuV/m)	Polarization	Azimuth (deg)	Reading value (dBuV/m)	Correct Factor (dB)	Margin (dB)	Limit (dBuV/m)
26901.625000	23.7	H	0.0	24.5	-0.8	30.3	54
30165.250000	25.0	V	15.0	25.4	-0.4	29.0	54
30598.937500	26.0	V	15.0	26.5	-0.5	28.0	54
34608.437500	25.6	H	4.0	26.6	-1.0	28.4	54
37033.375000	28.0	V	15.0	28.0	0.0	26.0	54
39940.937500	33.0	V	15.0	35.3	2.3	21.0	54

Remark: 1. Correction Factor = Antenna factor+ Insertion loss (cable loss + amplifier gain)

5.6. Conducted Emission

Ambient condition

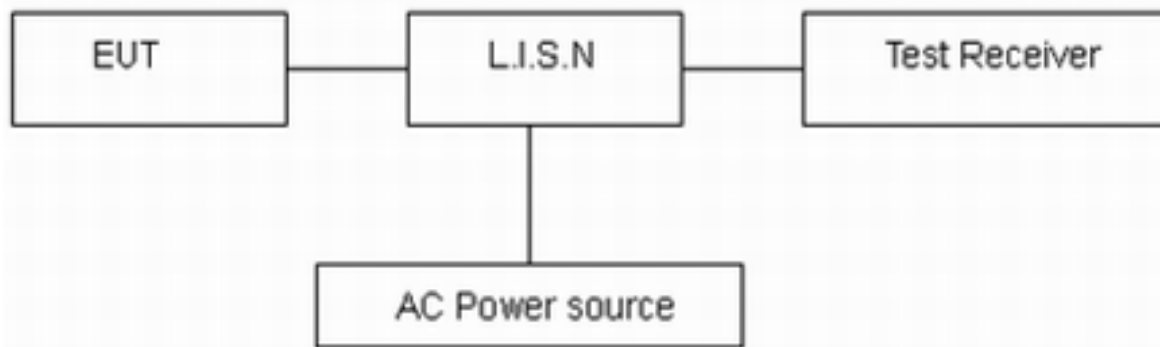
Temperature	Relative humidity	Pressure
23°C ~25°C	45%~50%	101.5kPa

Methods of Measurement

The EUT IS placed on a non-metallic table of 80cm height above the horizontal metal reference ground plane. During the test, the EUT was operating in its typical mode. The test method is according to ANSI C63.10-2013. Connect the AC power line of the EUT to the LISN Use EMI receiver to detect the average and Quasi-peak value. RBW is set to 9kHz, VBW is set to 30kHz The measurement result should include both L line and N line.

The test is in transmitting mode.

Test Setup



Note: AC Power source is used to change the voltage 110V/60Hz.

Limits

Frequency (MHz)	Conducted Limits(dBμV)	
	Quasi-peak	Average
0.15 - 0.5	66 to 56 *	56 to 46 *
0.5 - 5	56	46
5 - 30	60	50

*: Decreases with the logarithm of the frequency.

Measurement Uncertainty

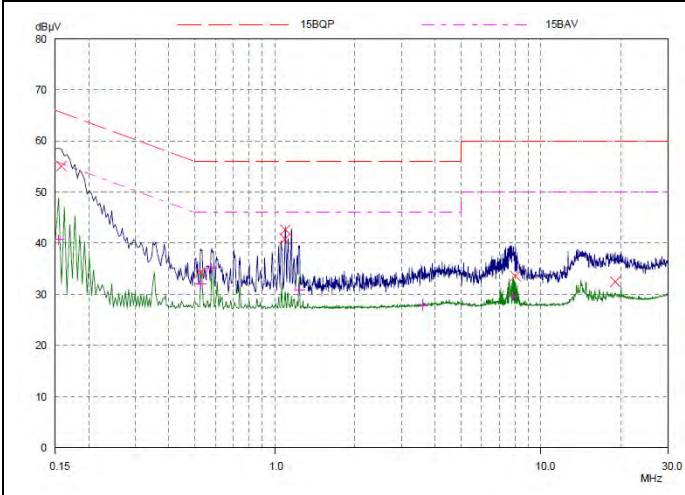
The assessed measurement uncertainty to ensure 95% confidence level for the normal distribution is with the coverage factor $k = 1.96$, $U = 2.69$ dB.



Test Results:

Following plots, Blue trace uses the peak detection and Green trace uses the average detection.

802.11a, Channel No.: 36, L Line

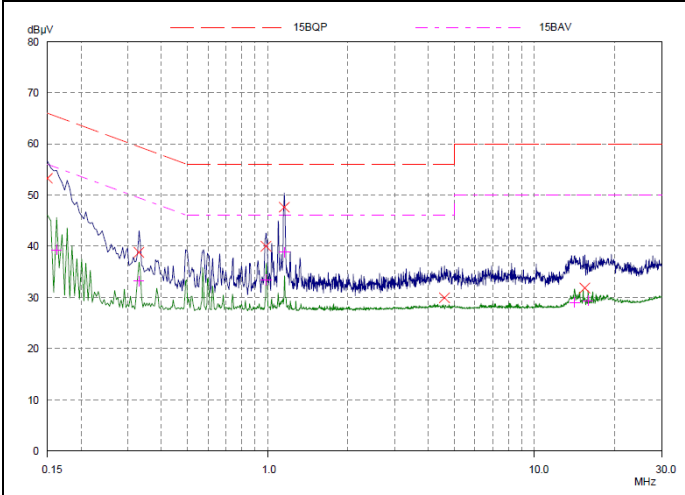


Final Measurement Results

Frequency MHz	QP Level dBµV	QP Limit dBµV	QP Delta dB	Phase	PE
0.15781	55.00	65.58	10.58	L1	gnd
0.525	34.28	56.00	21.72	L1	gnd
1.0914	40.82	56.00	15.18	L1	gnd
1.09531	42.60	56.00	13.40	L1	gnd
8.025	33.56	60.00	26.44	L1	gnd
19.00156	32.47	60.00	27.53	L1	gnd

Frequency MHz	AV Level dBµV	AV Limit dBµV	AV Delta dB	Phase	PE
0.1539	40.70	55.79	15.09	L1	gnd
0.5289	32.01	46.00	13.99	L1	gnd
0.57968	35.02	46.00	10.98	L1	gnd
1.23593	30.83	46.00	15.17	L1	gnd
3.60312	27.93	46.00	18.07	L1	gnd
7.84921	29.71	50.00	20.29	L1	gnd

802.11a, Channel No.: 36, N Line

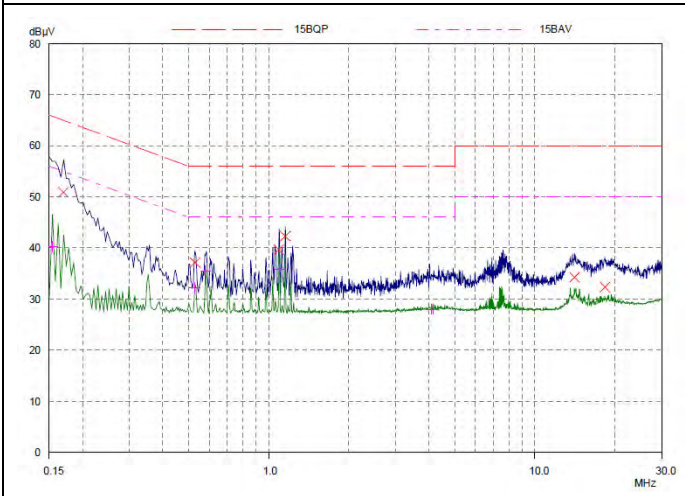


Final Measurement Results

Frequency MHz	QP Level dBµV	QP Limit dBµV	QP Delta dB	Phase	PE
0.15	53.28	66.00	12.72	N	gnd
0.32968	38.81	59.46	20.65	N	gnd
0.98593	40.00	56.00	16.00	N	gnd
1.1539	47.64	56.00	8.36	N	gnd
4.59921	29.91	56.00	26.09	N	gnd
15.4625	31.84	60.00	28.16	N	gnd

Frequency MHz	AV Level dBµV	AV Limit dBµV	AV Delta dB	Phase	PE
0.16171	39.31	55.38	16.07	N	gnd
0.32968	33.21	49.46	16.25	N	gnd
0.98984	33.34	46.00	12.66	N	gnd
1.15781	38.86	46.00	7.14	N	gnd
14.13437	29.05	50.00	20.95	N	gnd
15.9	29.36	50.00	20.64	N	gnd

802.11a, Channel No.: 40, L Line



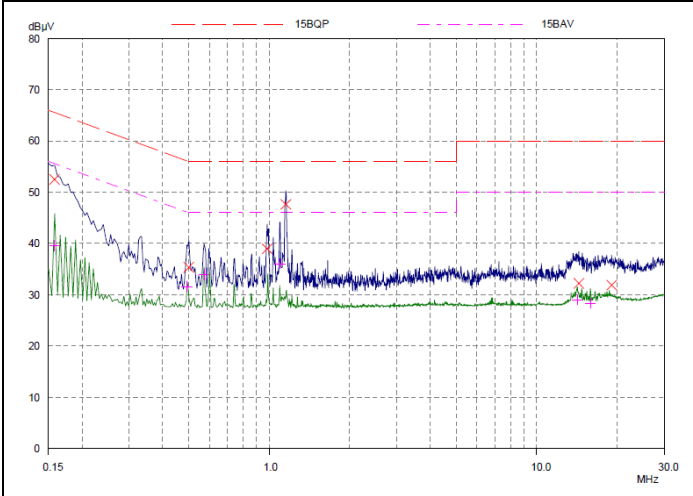
Final Measurement Results

Frequency MHz	QP Level dBµV	QP Limit dBµV	QP Delta dB	Phase	PE
0.16953	50.88	64.98	14.10	L1	gnd
0.5289	37.14	56.00	18.86	L1	gnd
1.0914	39.66	56.00	16.34	L1	gnd
1.1539	42.30	56.00	13.70	L1	gnd
14.11093	34.25	60.00	25.75	L1	gnd
18.36093	32.34	60.00	27.66	L1	gnd

Frequency MHz	AV Level dBµV	AV Limit dBµV	AV Delta dB	Phase	PE
0.1539	40.31	55.79	15.48	L1	gnd
0.5289	32.22	46.00	13.78	L1	gnd
0.57968	35.45	46.00	10.55	L1	gnd
1.09531	35.77	46.00	10.23	L1	gnd
4.08359	28.02	46.00	17.98	L1	gnd
4.14609	28.02	46.00	17.98	L1	gnd



802.11a, Channel No.: 40, N Line

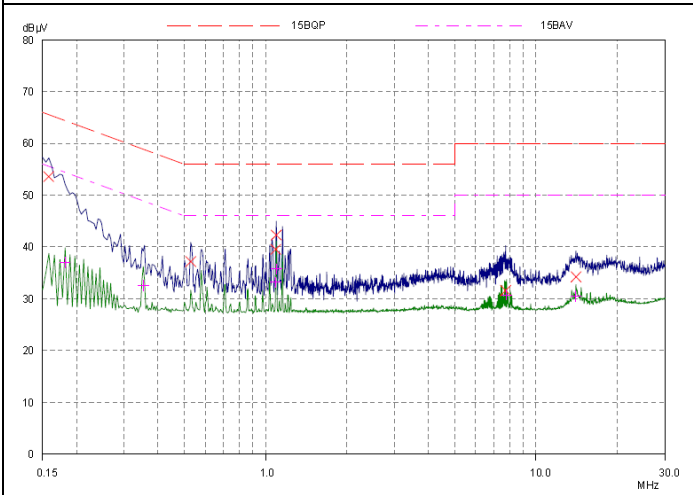


Final Measurement Results

Frequency MHz	QP Level dBμV	QP Limit dBμV	QP Delta dB	Phase	PE
0.15781	52.48	65.58	13.10	N	gnd
0.50156	35.36	56.00	20.64	N	gnd
0.98203	38.98	56.00	17.02	N	gnd
1.1539	47.62	56.00	8.38	N	gnd
14.36093	32.22	60.00	27.78	N	gnd
19.05234	31.85	60.00	28.15	N	gnd

Frequency MHz	AV Level dBμV	AV Limit dBμV	AV Delta dB	Phase	PE
0.15781	39.55	55.58	16.03	N	gnd
0.49375	31.59	46.10	14.51	N	gnd
0.57187	33.92	46.00	12.08	N	gnd
1.09531	36.04	46.00	9.96	N	gnd
14.18125	29.05	50.00	20.95	N	gnd
15.86484	28.34	50.00	21.66	N	gnd

802.11a, Channel No.: 48, L Line

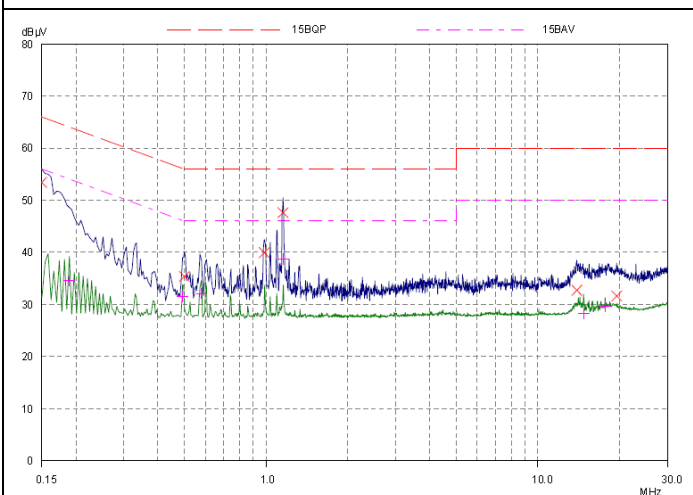


Final Measurement Results

Frequency MHz	QP Level dBμV	QP Limit dBμV	QP Delta dB	Phase	PE
0.15781	53.58	65.58	12.00	L1	gnd
0.5289	37.18	56.00	18.82	L1	gnd
1.0914	39.54	56.00	16.46	L1	gnd
1.09531	42.32	56.00	13.68	L1	gnd
7.72031	31.59	60.00	28.41	L1	gnd
14.05234	34.23	60.00	25.77	L1	gnd

Frequency MHz	AV Level dBμV	AV Limit dBμV	AV Delta dB	Phase	PE
0.18125	37.03	54.43	17.40	L1	gnd
0.35312	32.55	48.89	16.34	L1	gnd
1.0914	33.21	46.00	12.79	L1	gnd
1.09531	35.77	46.00	10.23	L1	gnd
7.78671	30.75	50.00	19.25	L1	gnd
14.07578	30.52	50.00	19.48	L1	gnd

802.11a, Channel No.: 48, N Line



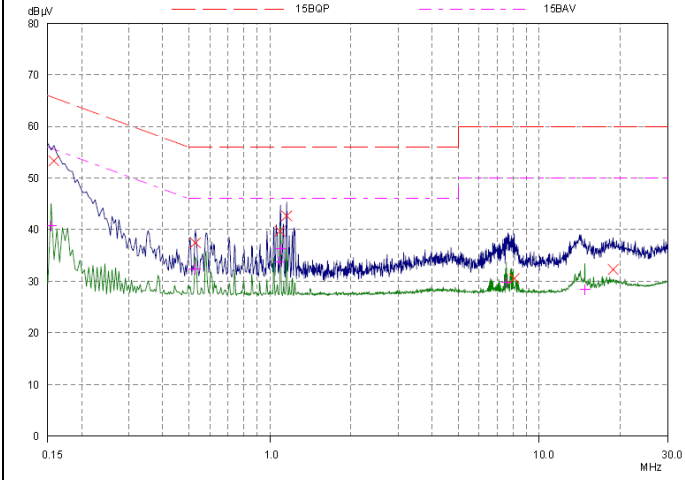
Final Measurement Results

Frequency MHz	QP Level dBμV	QP Limit dBμV	QP Delta dB	Phase	PE
0.15	53.42	66.00	12.58	N	gnd
0.50156	35.40	56.00	20.60	N	gnd
0.98593	39.94	56.00	16.06	N	gnd
1.1539	47.64	56.00	8.36	N	gnd
13.90781	32.72	60.00	27.28	N	gnd
19.50156	31.65	60.00	28.35	N	gnd

Frequency MHz	AV Level dBμV	AV Limit dBμV	AV Delta dB	Phase	PE
0.18906	34.58	54.08	19.50	N	gnd
0.49375	31.53	46.10	14.57	N	gnd
0.57968	32.12	46.00	13.88	N	gnd
1.15781	38.71	46.00	7.29	N	gnd
14.73984	28.20	50.00	21.80	N	gnd
17.70468	29.63	50.00	20.37	N	gnd



802.11a, Channel No.: 52, L Line

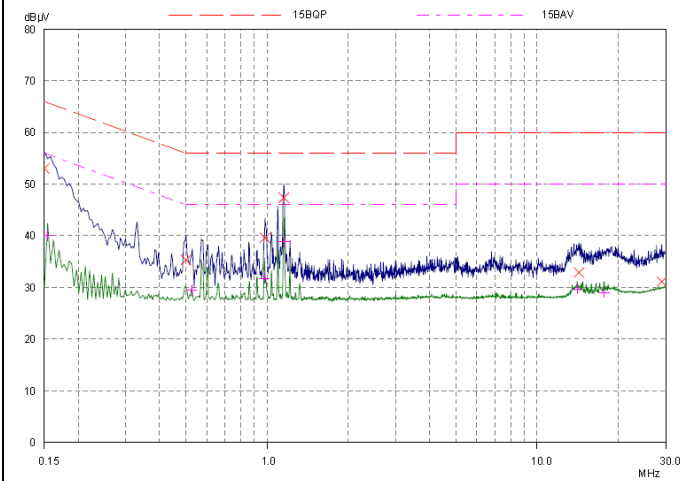


Final Measurement Results

Frequency MHz	QP Level dBµV	QP Limit dBµV	QP Delta dB	Phase	PE
0.15781	53.32	65.58	12.26	L1	gnd
0.5289	37.46	56.00	18.54	L1	gnd
1.0914	39.74	56.00	16.26	L1	gnd
1.1539	42.66	56.00	13.34	L1	gnd
8.07578	30.54	60.00	29.46	L1	gnd
18.78671	32.29	60.00	27.71	L1	gnd

Frequency MHz	AV Level dBµV	AV Limit dBµV	AV Delta dB	Phase	PE
0.1539	40.70	55.79	15.09	L1	gnd
0.5289	32.37	46.00	13.63	L1	gnd
1.0914	33.73	46.00	12.27	L1	gnd
1.09531	36.23	46.00	9.77	L1	gnd
7.54843	29.77	50.00	20.23	L1	gnd
14.75937	28.36	50.00	21.64	L1	gnd

802.11a, Channel No.: 52, N Line

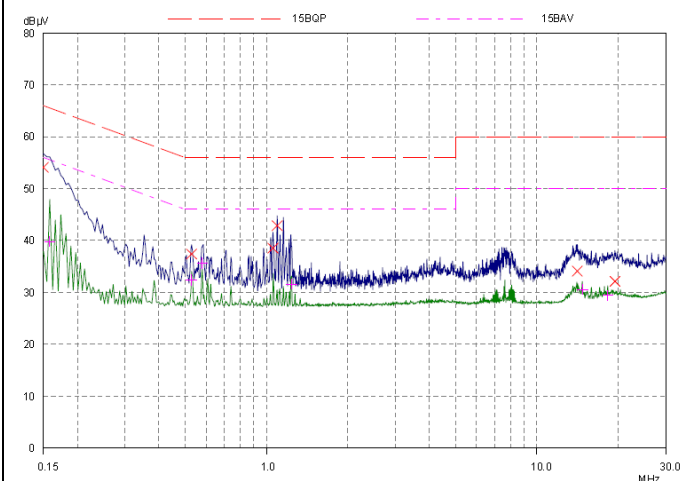


Final Measurement Results

Frequency MHz	QP Level dBµV	QP Limit dBµV	QP Delta dB	Phase	PE
0.15	53.02	66.00	12.98	N	gnd
0.50156	35.32	56.00	20.68	N	gnd
0.98203	39.58	56.00	16.42	N	gnd
1.1539	47.36	56.00	8.64	N	gnd
14.30234	32.90	60.00	27.10	N	gnd
28.97031	31.12	60.00	28.88	N	gnd

Frequency MHz	AV Level dBµV	AV Limit dBµV	AV Delta dB	Phase	PE
0.1539	39.98	55.79	15.81	N	gnd
0.525	29.50	46.00	16.50	N	gnd
0.97812	31.78	46.00	14.22	N	gnd
1.1539	38.90	46.00	7.10	N	gnd
14.11093	29.71	50.00	20.29	N	gnd
17.72812	29.03	50.00	20.97	N	gnd

802.11a, Channel No.: 60, L Line



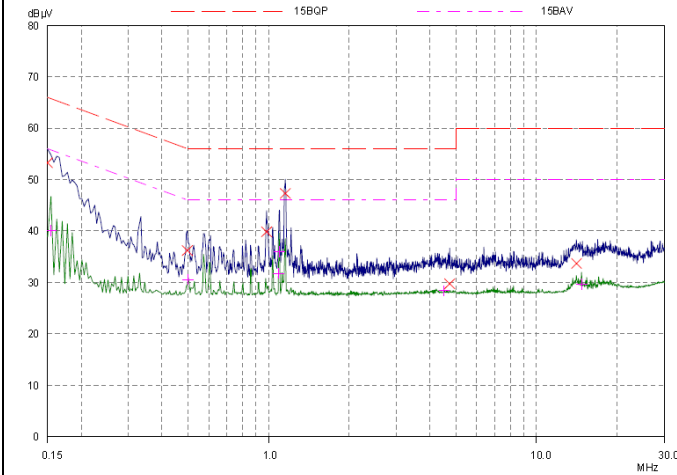
Final Measurement Results

Frequency MHz	QP Level dBµV	QP Limit dBµV	QP Delta dB	Phase	PE
0.15	54.08	66.00	11.92	L1	gnd
0.5289	37.40	56.00	18.60	L1	gnd
1.05625	38.52	56.00	17.48	L1	gnd
1.09531	42.86	56.00	13.14	L1	gnd
14.0914	34.11	60.00	25.89	L1	gnd
19.42343	32.14	60.00	27.86	L1	gnd

Frequency MHz	AV Level dBµV	AV Limit dBµV	AV Delta dB	Phase	PE
0.15781	39.81	55.58	15.77	L1	gnd
0.5289	32.37	46.00	13.63	L1	gnd
0.57968	35.66	46.00	10.34	L1	gnd
1.23593	31.57	46.00	14.43	L1	gnd
14.72421	30.55	50.00	19.45	L1	gnd
18.30625	29.45	50.00	20.55	L1	gnd



802.11a, Channel No.: 60, N Line

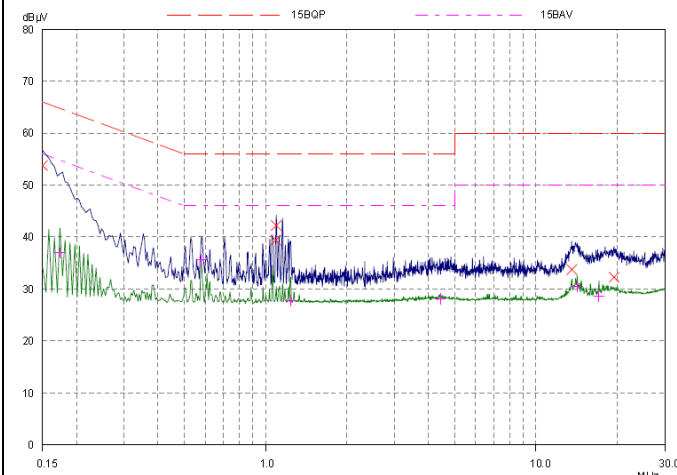


Final Measurement Results

Frequency MHz	QP Level dBµV	QP Limit dBµV	QP Delta dB	Phase	PE
0.15	53.28	66.00	12.72	N	gnd
0.49765	36.22	56.04	19.82	N	gnd
0.98203	39.86	56.00	16.14	N	gnd
1.1539	47.32	56.00	8.68	N	gnd
4.73984	29.74	56.00	26.26	N	gnd
14.0914	33.69	60.00	26.31	N	gnd

Frequency MHz	AV Level dBµV	AV Limit dBµV	AV Delta dB	Phase	PE
0.1539	40.06	55.79	15.73	N	gnd
0.50156	30.54	46.00	15.46	N	gnd
1.0914	31.78	46.00	14.22	N	gnd
1.09531	35.97	46.00	10.03	N	gnd
4.51718	28.36	46.00	17.64	N	gnd
14.74765	29.60	50.00	20.40	N	gnd

802.11a, Channel No.: 64, L Line

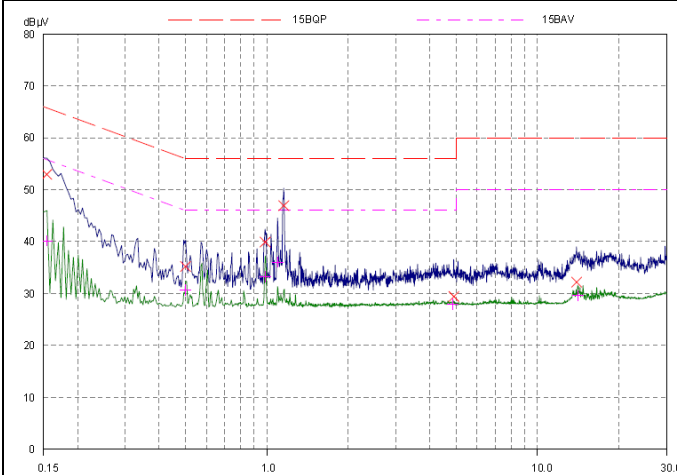


Final Measurement Results

Frequency MHz	QP Level dBµV	QP Limit dBµV	QP Delta dB	Phase	PE
0.15	53.78	66.00	12.22	L1	gnd
1.0914	39.42	56.00	16.58	L1	gnd
1.09531	42.22	56.00	13.78	L1	gnd
13.55625	33.72	60.00	26.28	L1	gnd
19.44687	32.24	60.00	27.76	L1	gnd

Frequency MHz	AV Level dBµV	AV Limit dBµV	AV Delta dB	Phase	PE
0.17343	36.91	54.79	17.88	L1	gnd
0.57968	35.66	46.00	10.34	L1	gnd
1.23593	27.71	46.00	18.29	L1	gnd
4.43125	28.12	46.00	17.88	L1	gnd
14.2164	30.52	50.00	19.48	L1	gnd
17.10703	28.59	50.00	21.41	L1	gnd

802.11a, Channel No.: 64, N Line

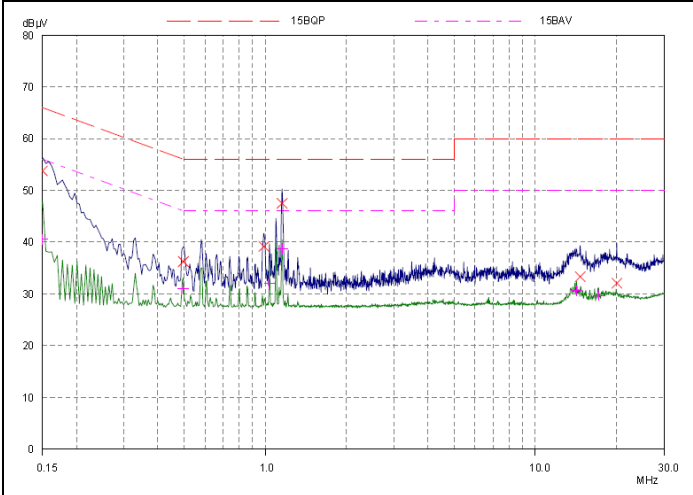


Final Measurement Results

Frequency MHz	QP Level dBµV	QP Limit dBµV	QP Delta dB	Phase	PE
0.1539	52.94	65.79	12.85	N	gnd
0.50156	35.22	56.00	20.78	N	gnd
0.98593	39.90	56.00	16.10	N	gnd
1.1539	46.96	56.00	9.04	N	gnd
4.90781	29.42	56.00	26.58	N	gnd
13.94296	32.20	60.00	27.80	N	gnd

Frequency MHz	AV Level dBµV	AV Limit dBµV	AV Delta dB	Phase	PE
0.1539	40.14	55.79	15.65	N	gnd
0.50156	30.67	46.00	15.33	N	gnd
0.98984	33.30	46.00	12.70	N	gnd
1.09531	36.04	46.00	9.96	N	gnd
4.88437	27.96	46.00	18.04	N	gnd
14.09921	29.57	50.00	20.43	N	gnd

802.11a, Channel No.: 100, L Line

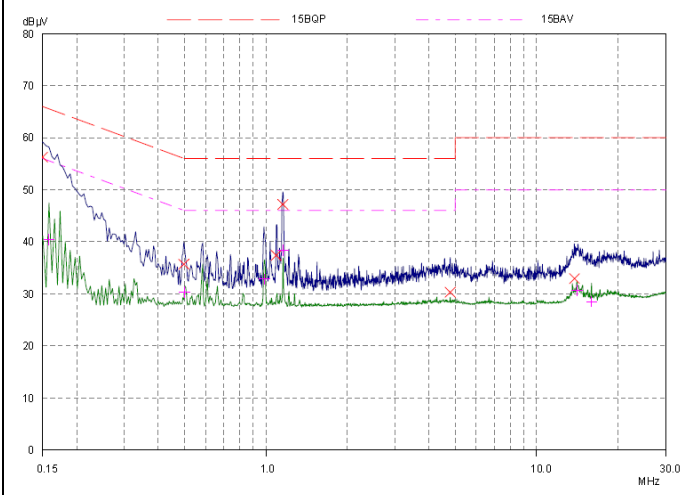


Final Measurement Results

Frequency MHz	QP Level dBµV	QP Limit dBµV	QP Delta dB	Phase	PE
0.15	53.76	66.00	12.24	L1	gnd
0.49765	36.24	56.04	19.80	L1	gnd
0.98984	39.16	56.00	16.84	L1	gnd
1.1539	47.52	56.00	8.48	L1	gnd
14.67343	33.32	60.00	26.68	L1	gnd
20.07187	32.05	60.00	27.95	L1	gnd

Frequency MHz	AV Level dBµV	AV Limit dBµV	AV Delta dB	Phase	PE
0.15	40.55	56.00	15.45	L1	gnd
0.49765	31.08	46.04	14.96	L1	gnd
1.03671	32.05	46.00	13.95	L1	gnd
1.1539	38.71	46.00	7.29	L1	gnd
14.22031	30.58	50.00	19.42	L1	gnd
17.14609	29.74	50.00	20.26	L1	gnd

802.11a, Channel No.: 100, N Line

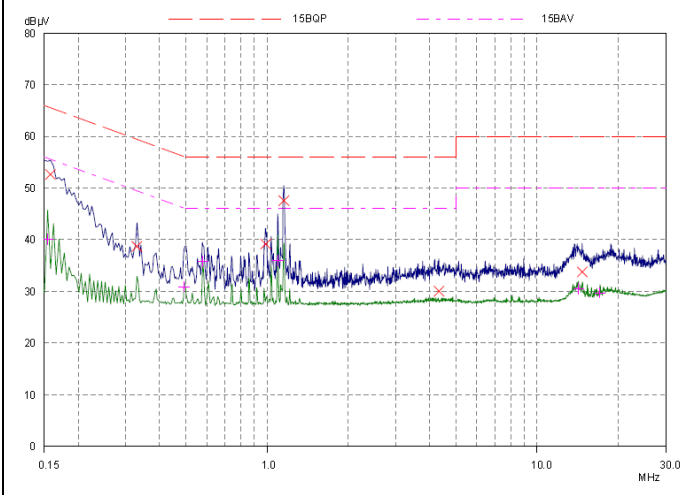


Final Measurement Results

Frequency MHz	QP Level dBµV	QP Limit dBµV	QP Delta dB	Phase	PE
0.15	56.26	66.00	9.74	N	gnd
0.49765	35.70	56.04	20.34	N	gnd
1.0914	37.40	56.00	18.60	N	gnd
1.1539	47.18	56.00	8.82	N	gnd
4.79843	30.30	56.00	25.70	N	gnd
13.78281	32.93	60.00	27.07	N	gnd

Frequency MHz	AV Level dBµV	AV Limit dBµV	AV Delta dB	Phase	PE
0.15781	40.39	55.58	15.19	N	gnd
0.50156	30.29	46.00	15.71	N	gnd
0.98984	32.84	46.00	13.16	N	gnd
1.15781	38.37	46.00	7.63	N	gnd
14.11484	30.71	50.00	19.29	N	gnd
15.9625	28.52	50.00	21.48	N	gnd

802.11a, Channel No.: 116, L Line



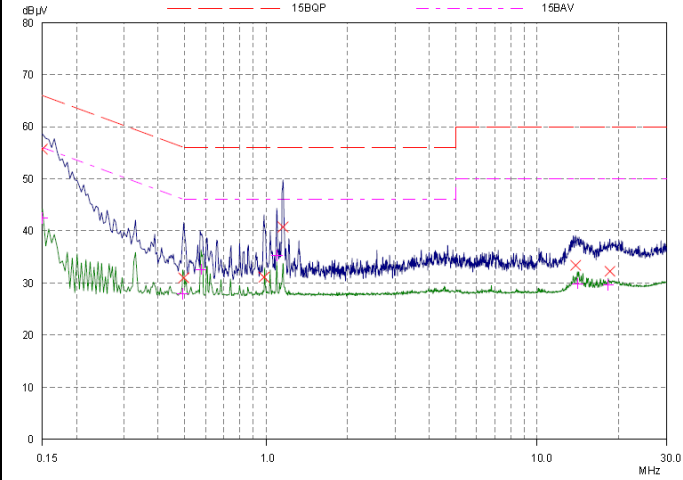
Final Measurement Results

Frequency MHz	QP Level dBµV	QP Limit dBµV	QP Delta dB	Phase	PE
0.15781	52.64	65.58	12.94	L1	gnd
0.32968	38.71	59.46	20.75	L1	gnd
0.98984	39.16	56.00	16.84	L1	gnd
1.1539	47.58	56.00	8.42	L1	gnd
4.32578	30.03	56.00	25.97	L1	gnd
14.68515	33.76	60.00	26.24	L1	gnd

Frequency MHz	AV Level dBµV	AV Limit dBµV	AV Delta dB	Phase	PE
0.1539	40.06	55.79	15.73	L1	gnd
0.49375	30.91	46.10	15.19	L1	gnd
0.57968	35.79	46.00	10.21	L1	gnd
1.09531	35.97	46.00	10.03	L1	gnd
14.24375	30.46	50.00	19.54	L1	gnd
17.11875	29.74	50.00	20.26	L1	gnd



802.11a, Channel No.: 116, N Line

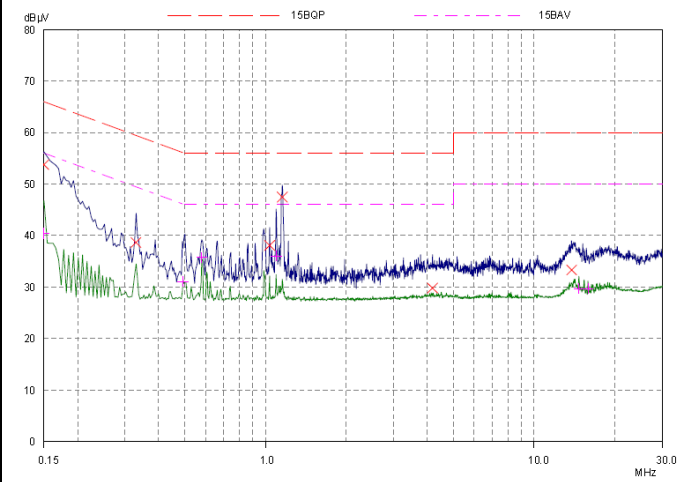


Final Measurement Results

Frequency MHz	QP Level dBµV	QP Limit dBµV	QP Delta dB	Phase	PE
0.15	55.68	66.00	10.32	N	gnd
0.49765	30.98	56.04	25.06	N	gnd
0.98203	31.12	56.00	24.88	N	gnd
1.1539	40.76	56.00	15.24	N	gnd
13.86484	33.36	60.00	26.64	N	gnd
18.55625	32.26	60.00	27.74	N	gnd

Frequency MHz	AV Level dBµV	AV Limit dBµV	AV Delta dB	Phase	PE
0.15	42.45	56.00	13.55	N	gnd
0.49375	27.90	46.10	18.20	N	gnd
0.57578	32.62	46.00	13.38	N	gnd
1.09531	35.29	46.00	10.71	N	gnd
14.0914	29.85	50.00	20.15	N	gnd
18.30625	29.60	50.00	20.40	N	gnd

802.11a, Channel No.: 140, L Line

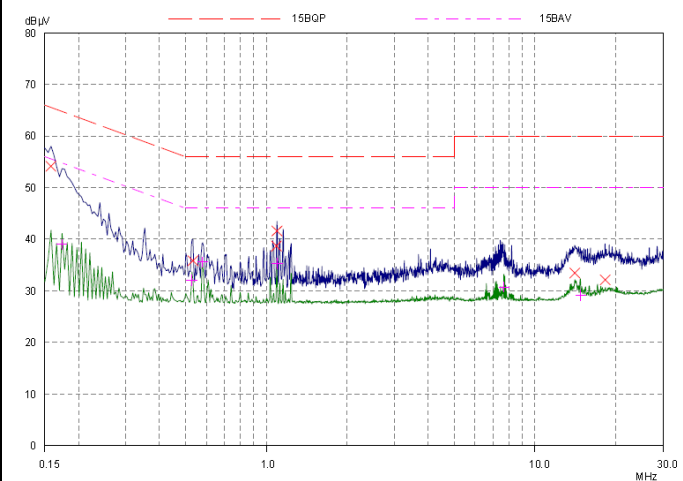


Final Measurement Results

Frequency MHz	QP Level dBµV	QP Limit dBµV	QP Delta dB	Phase	PE
0.15	53.78	66.00	12.22	L1	gnd
0.32968	38.67	59.46	20.79	L1	gnd
1.03671	38.06	56.00	17.94	L1	gnd
1.1539	47.46	56.00	8.54	L1	gnd
4.18515	29.80	56.00	26.20	L1	gnd
13.7789	33.31	60.00	26.69	L1	gnd

Frequency MHz	AV Level dBµV	AV Limit dBµV	AV Delta dB	Phase	PE
0.15	40.39	56.00	15.61	L1	gnd
0.49375	31.08	46.10	15.02	L1	gnd
0.57968	35.72	46.00	10.28	L1	gnd
1.09531	36.04	46.00	9.96	L1	gnd
14.7125	29.74	50.00	20.26	L1	gnd
15.9	29.66	50.00	20.34	L1	gnd

802.11a, Channel No.: 140, N Line

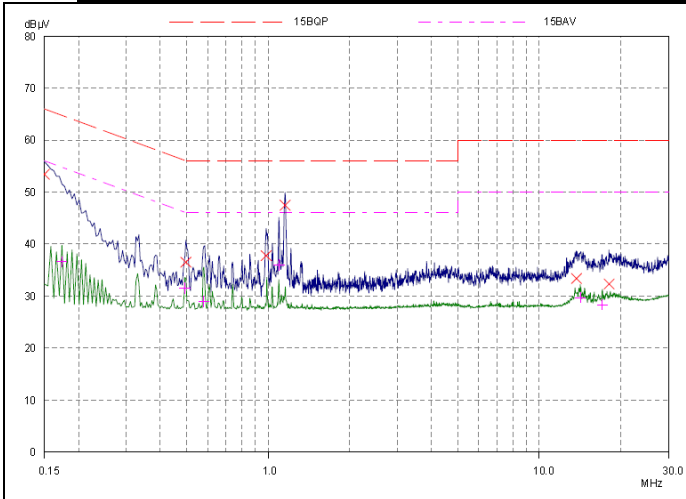


Final Measurement Results

Frequency MHz	QP Level dBµV	QP Limit dBµV	QP Delta dB	Phase	PE
0.15781	54.14	65.58	11.44	N	gnd
0.53281	35.84	56.00	20.16	N	gnd
1.0914	38.68	56.00	17.32	N	gnd
1.09531	41.60	56.00	14.40	N	gnd
14.06796	33.45	60.00	26.55	N	gnd
18.25156	32.14	60.00	27.86	N	gnd

Frequency MHz	AV Level dBµV	AV Limit dBµV	AV Delta dB	Phase	PE
0.17343	38.98	54.79	15.81	N	gnd
0.5289	32.07	46.00	13.93	N	gnd
0.57968	35.59	46.00	10.41	N	gnd
1.09531	35.29	46.00	10.71	N	gnd
7.66953	30.74	50.00	19.26	N	gnd
14.76718	29.15	50.00	20.85	N	gnd

802.11a, Channel No.: 149, L Line



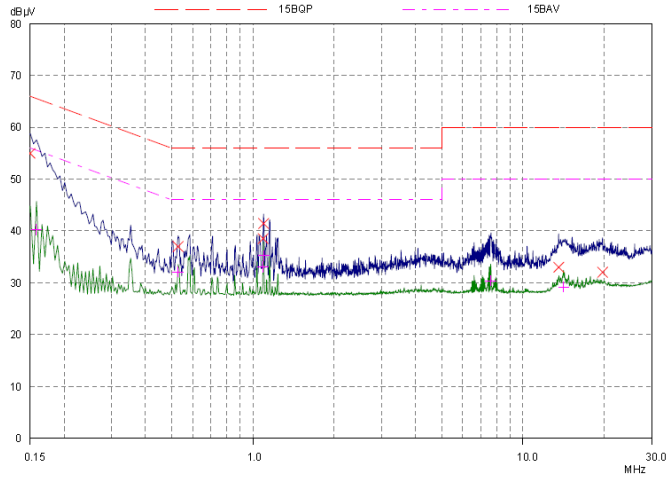
Final Measurement Results

Frequency MHz	QP Level dBµV	QP Limit dBµV	QP Delta dB	Phase	PE
0.15	53.42	66.00	12.58	L1	gnd
0.49765	36.54	56.04	19.50	L1	gnd
0.98203	37.76	56.00	18.24	L1	gnd
1.1539	47.46	56.00	8.54	L1	gnd
13.7125	33.37	60.00	26.63	L1	gnd
18.07578	32.30	60.00	27.70	L1	gnd

Frequency MHz	AV Level dBµV	AV Limit dBµV	AV Delta dB	Phase	PE
0.17343	36.60	54.79	18.19	L1	gnd
0.49375	31.53	46.10	14.57	L1	gnd
0.57968	29.00	46.00	17.00	L1	gnd
1.09531	35.97	46.00	10.03	L1	gnd
14.19296	29.71	50.00	20.29	L1	gnd
17.11093	28.34	50.00	21.66	L1	gnd



802.11a, Channel No.: 149, N Line

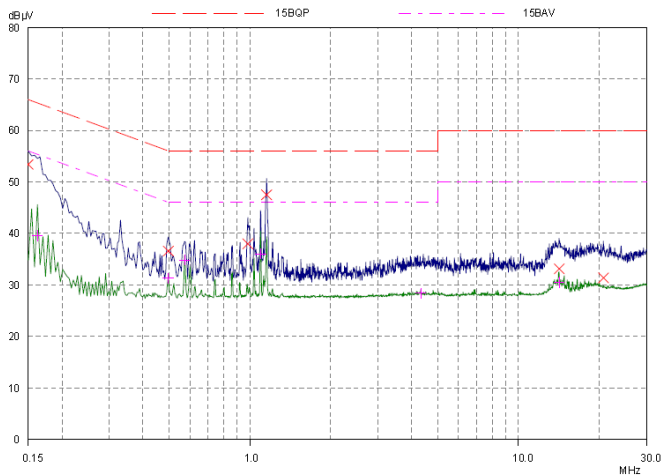


Final Measurement Results

Frequency MHz	QP Level dBµV	QP Limit dBµV	QP Delta dB	Phase	PE
0.15	54.96	66.00	11.04	N	gnd
0.5289	37.00	56.00	19.00	N	gnd
1.0914	38.52	56.00	17.48	N	gnd
1.09531	41.44	56.00	14.56	N	gnd
13.56015	33.00	60.00	27.00	N	gnd
19.7164	32.04	60.00	27.96	N	gnd

Frequency MHz	AV Level dBµV	AV Limit dBµV	AV Delta dB	Phase	PE
0.15781	40.31	55.58	15.27	N	gnd
0.5289	32.12	46.00	13.88	N	gnd
1.0914	33.07	46.00	12.93	N	gnd
1.09531	35.22	46.00	10.78	N	gnd
7.60703	30.42	50.00	19.58	N	gnd
14.13437	29.20	50.00	20.80	N	gnd

802.11a, Channel No.: 157, L Line

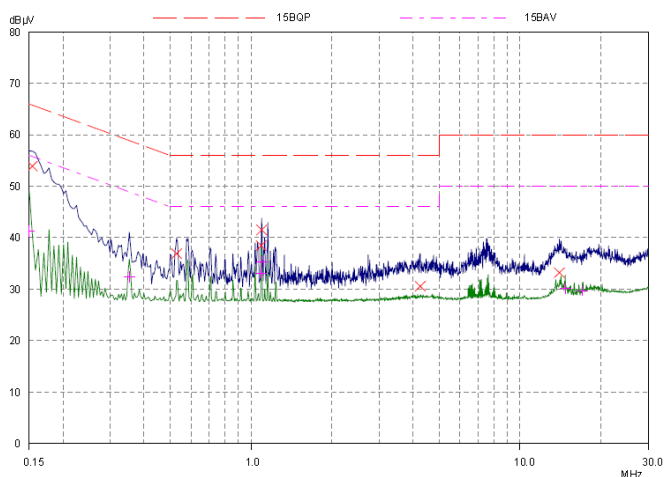


Final Measurement Results

Frequency MHz	QP Level dBµV	QP Limit dBµV	QP Delta dB	Phase	PE
0.15	53.40	66.00	12.60	L1	gnd
0.49765	36.58	56.04	19.46	L1	gnd
0.98203	38.00	56.00	18.00	L1	gnd
1.1539	47.52	56.00	8.48	L1	gnd
14.16953	33.11	60.00	26.89	L1	gnd
20.72031	31.39	60.00	28.61	L1	gnd

Frequency MHz	AV Level dBµV	AV Limit dBµV	AV Delta dB	Phase	PE
0.16171	39.58	55.38	15.80	L1	gnd
0.49765	31.31	46.04	14.73	L1	gnd
0.57187	34.87	46.00	11.13	L1	gnd
1.09531	36.04	46.00	9.96	L1	gnd
4.33359	28.36	46.00	17.64	L1	gnd
14.15781	30.52	50.00	19.48	L1	gnd

802.11a, Channel No.: 157, N Line

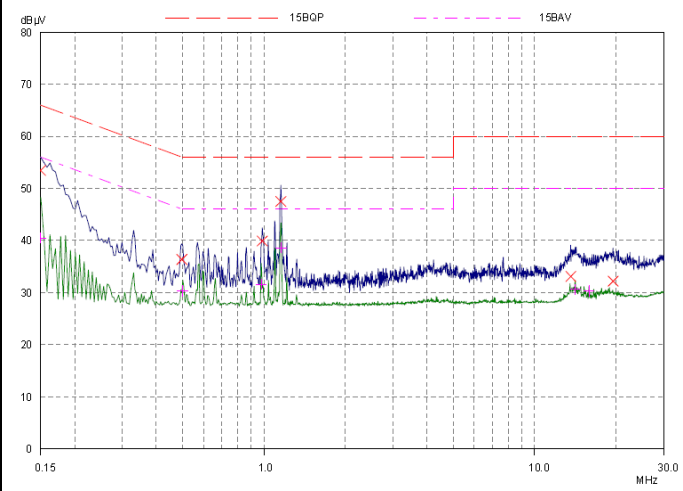


Final Measurement Results

Frequency MHz	QP Level dBµV	QP Limit dBµV	QP Delta dB	Phase	PE
0.1539	53.88	65.79	11.91	N	gnd
0.5289	36.88	56.00	19.12	N	gnd
1.0914	38.46	56.00	17.54	N	gnd
1.09531	41.50	56.00	14.50	N	gnd
4.25546	30.57	56.00	25.43	N	gnd
14.0289	33.21	60.00	26.79	N	gnd

Frequency MHz	AV Level dBµV	AV Limit dBµV	AV Delta dB	Phase	PE
0.15	41.30	56.00	14.70	N	gnd
0.35312	32.40	48.89	16.49	N	gnd
1.0914	33.12	46.00	12.88	N	gnd
1.09531	35.36	46.00	10.64	N	gnd
14.73203	30.15	50.00	19.85	N	gnd
17.11875	29.66	50.00	20.34	N	gnd

802.11a, Channel No.: 165, L Line

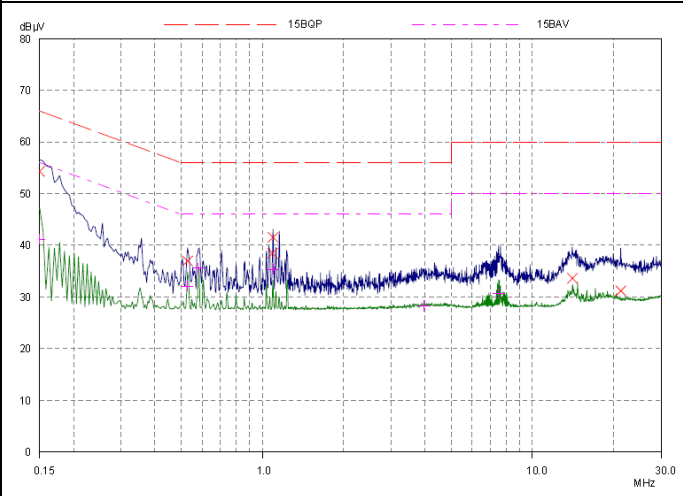


Final Measurement Results

Frequency MHz	QP Level dBµV	QP Limit dBµV	QP Delta dB	Phase	PE
0.15	53.44	66.00	12.56	L1	gnd
0.49765	36.36	56.04	19.68	L1	gnd
0.98593	39.90	56.00	16.10	L1	gnd
1.1539	47.52	56.00	8.48	L1	gnd
13.59921	33.10	60.00	26.90	L1	gnd
19.48984	32.19	60.00	27.81	L1	gnd

Frequency MHz	AV Level dBµV	AV Limit dBµV	AV Delta dB	Phase	PE
0.15	40.47	56.00	15.53	L1	gnd
0.50156	30.29	46.00	15.71	L1	gnd
0.97812	31.62	46.00	14.38	L1	gnd
1.15781	38.62	46.00	7.38	L1	gnd
14.13437	30.58	50.00	19.42	L1	gnd
15.9	30.28	50.00	19.72	L1	gnd

802.11a, Channel No.: 165, N Line

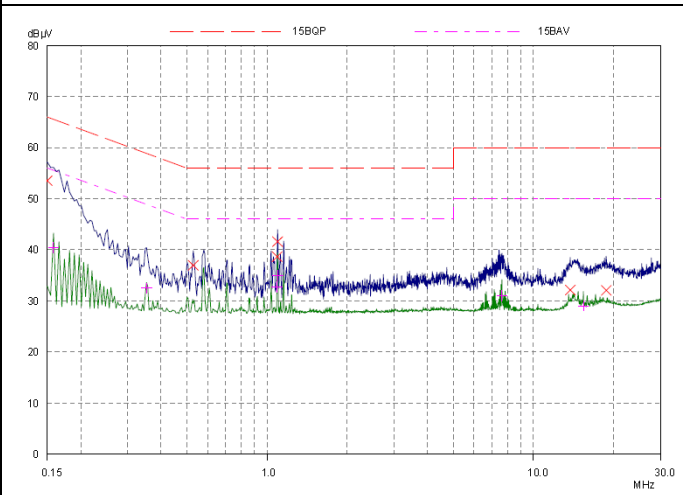


Final Measurement Results

Frequency MHz	QP Level dBµV	QP Limit dBµV	QP Delta dB	Phase	PE
0.15	54.32	66.00	11.68	N	gnd
0.5289	36.98	56.00	19.02	N	gnd
1.0914	38.46	56.00	17.54	N	gnd
1.09531	41.52	56.00	14.48	N	gnd
14.05234	33.61	60.00	26.39	N	gnd
21.25156	31.17	60.00	28.83	N	gnd

Frequency MHz	AV Level dBµV	AV Limit dBµV	AV Delta dB	Phase	PE
0.15	41.16	56.00	14.84	N	gnd
0.5289	32.12	46.00	13.88	N	gnd
0.57968	35.59	46.00	10.41	N	gnd
1.09531	35.36	46.00	10.64	N	gnd
3.95859	28.27	46.00	17.73	N	gnd
7.48984	30.74	50.00	19.26	N	gnd

802.11n (HT20) , Channel No.: 36, L Line

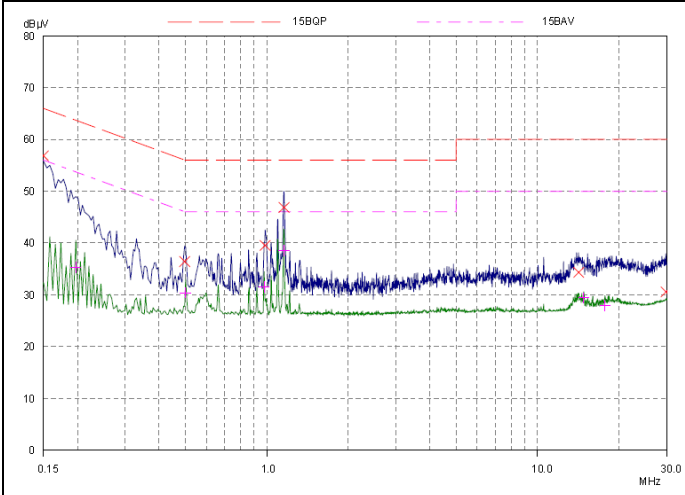


Final Measurement Results

Frequency MHz	QP Level dBµV	QP Limit dBµV	QP Delta dB	Phase	PE
0.15	53.54	66.00	12.46	L1	gnd
0.5289	36.94	56.00	19.06	L1	gnd
1.0914	38.66	56.00	17.34	L1	gnd
1.09531	41.62	56.00	14.38	L1	gnd
13.73984	32.15	60.00	27.85	L1	gnd
18.76328	32.07	60.00	27.93	L1	gnd

Frequency MHz	AV Level dBµV	AV Limit dBµV	AV Delta dB	Phase	PE
0.15781	40.39	55.58	15.19	L1	gnd
0.35312	32.45	48.89	16.44	L1	gnd
1.0914	32.79	46.00	13.21	L1	gnd
1.09531	34.92	46.00	11.08	L1	gnd
7.61093	30.98	50.00	19.02	L1	gnd
15.38828	29.04	50.00	20.96	L1	gnd

802.11n (HT20) , Channel No.: 36, N Line

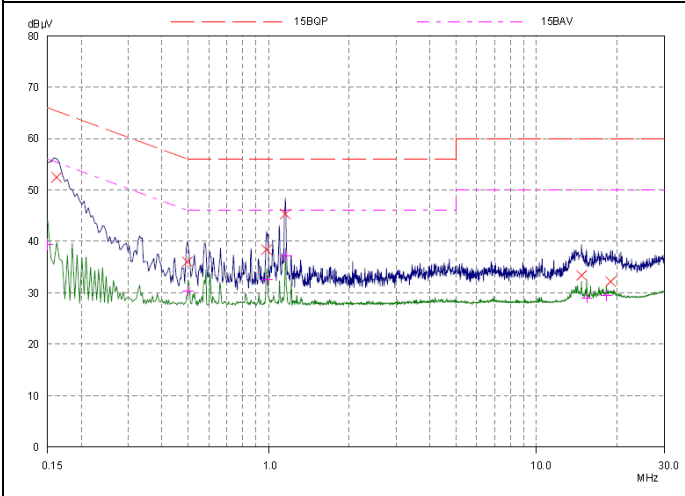


Final Measurement Results

Frequency MHz	QP Level dBµV	QP Limit dBµV	QP Delta dB	Phase	PE
0.15	56.86	66.00	9.14	N	gnd
0.49765	36.42	56.04	19.62	N	gnd
0.98593	39.54	56.00	16.46	N	gnd
1.15781	46.88	56.00	9.12	N	gnd
14.16953	34.33	60.00	25.67	N	gnd
29.82187	30.57	60.00	29.43	N	gnd

Frequency MHz	AV Level dBµV	AV Limit dBµV	AV Delta dB	Phase	PE
0.19687	35.24	53.74	18.50	N	gnd
0.50156	30.42	46.00	15.58	N	gnd
0.97812	31.46	46.00	14.54	N	gnd
1.1539	38.52	46.00	7.48	N	gnd
14.82187	29.38	50.00	20.62	N	gnd
17.73593	27.95	50.00	22.05	N	gnd

802.11n (HT20) , Channel No.: 40, L Line



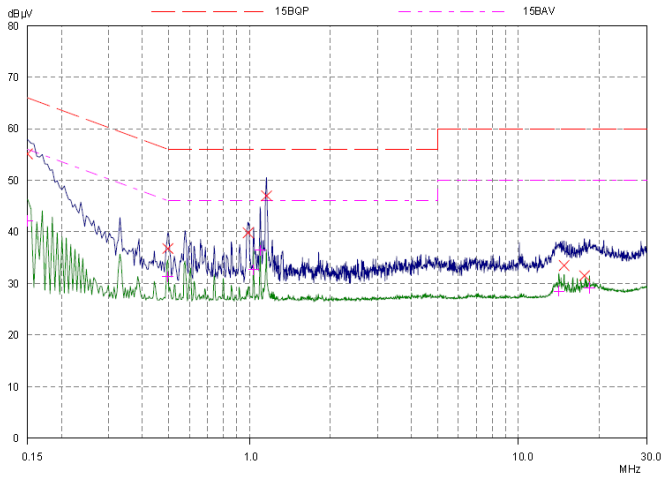
Final Measurement Results

Frequency MHz	QP Level dBµV	QP Limit dBµV	QP Delta dB	Phase	PE
0.16171	52.47	65.38	12.91	L1	gnd
0.49765	36.04	56.04	20.00	L1	gnd
0.98203	38.42	56.00	17.58	L1	gnd
1.1539	45.28	56.00	10.72	L1	gnd
14.74765	33.40	60.00	26.60	L1	gnd
18.93125	32.18	60.00	27.82	L1	gnd

Frequency MHz	AV Level dBµV	AV Limit dBµV	AV Delta dB	Phase	PE
0.15	39.41	56.00	16.59	L1	gnd
0.50156	30.42	46.00	15.58	L1	gnd
0.98984	32.50	46.00	13.50	L1	gnd
1.1539	37.14	46.00	8.86	L1	gnd
15.42343	29.04	50.00	20.96	L1	gnd
18.22031	29.44	50.00	20.56	L1	gnd



802.11n (HT20) , Channel No.: 40, N Line

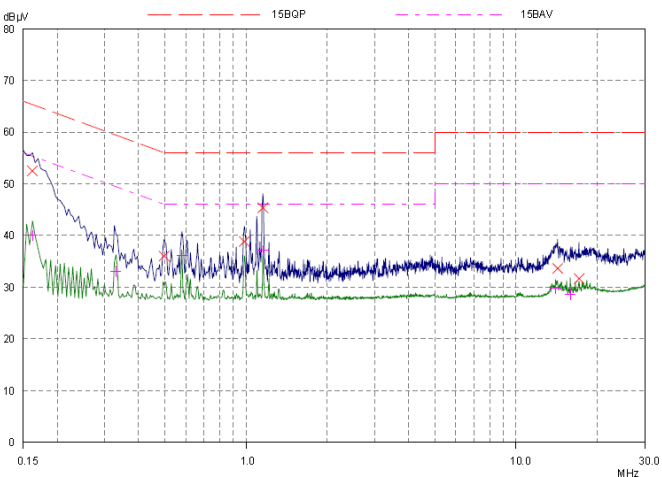


Final Measurement Results

Frequency MHz	QP Level dBµV	QP Limit dBµV	QP Delta dB	Phase	PE
0.15	55.12	66.00	10.88	N	gnd
0.49765	36.76	56.04	19.28	N	gnd
0.98984	39.82	56.00	16.18	N	gnd
1.15781	47.02	56.00	8.98	N	gnd
14.77109	33.48	60.00	26.52	N	gnd
17.5914	31.51	60.00	28.49	N	gnd

Frequency MHz	AV Level dBµV	AV Limit dBµV	AV Delta dB	Phase	PE
0.15	42.20	56.00	13.80	N	gnd
0.49765	31.25	46.04	14.79	N	gnd
1.03671	32.65	46.00	13.35	N	gnd
1.09531	36.42	46.00	9.58	N	gnd
14.14218	28.50	50.00	21.50	N	gnd
18.38437	29.15	50.00	20.85	N	gnd

802.11n (HT20) , Channel No.: 48, L Line

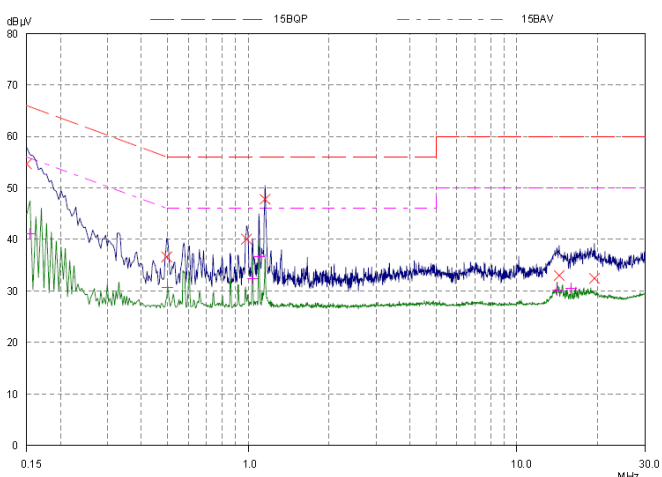


Final Measurement Results

Frequency MHz	QP Level dBµV	QP Limit dBµV	QP Delta dB	Phase	PE
0.16171	52.51	65.38	12.87	L1	gnd
0.49765	36.00	56.04	20.04	L1	gnd
0.98593	38.84	56.00	17.16	L1	gnd
1.1539	45.38	56.00	10.62	L1	gnd
14.23984	33.62	60.00	26.38	L1	gnd
17.11093	31.66	60.00	28.34	L1	gnd

Frequency MHz	AV Level dBµV	AV Limit dBµV	AV Delta dB	Phase	PE
0.16171	39.97	55.38	15.41	L1	gnd
0.32968	33.03	49.46	16.43	L1	gnd
0.57968	36.19	46.00	9.81	L1	gnd
1.1539	37.08	46.00	8.92	L1	gnd
14.00156	29.77	50.00	20.23	L1	gnd
15.9	28.59	50.00	21.41	L1	gnd

802.11n (HT20) , Channel No.: 48, N Line



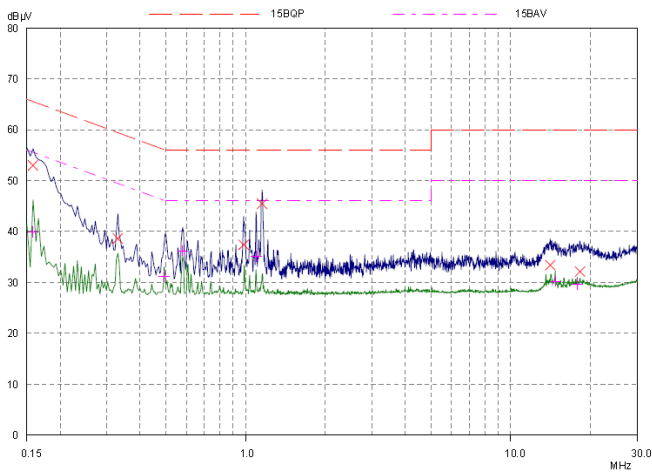
Final Measurement Results

Frequency MHz	QP Level dBµV	QP Limit dBµV	QP Delta dB	Phase	PE
0.15	54.68	66.00	11.32	N	gnd
0.49765	36.62	56.04	19.42	N	gnd
0.98593	40.06	56.00	15.94	N	gnd
1.1539	47.82	56.00	8.18	N	gnd
14.35703	33.02	60.00	26.98	N	gnd
19.47031	32.43	60.00	27.57	N	gnd

Frequency MHz	AV Level dBµV	AV Limit dBµV	AV Delta dB	Phase	PE
0.1539	41.08	55.79	14.71	N	gnd
0.50156	30.67	46.00	15.33	N	gnd
1.03671	32.40	46.00	13.60	N	gnd
1.09531	36.67	46.00	9.33	N	gnd
14.14218	30.19	50.00	19.81	N	gnd
15.92343	30.49	50.00	19.51	N	gnd



802.11n (HT20) , Channel No.: 52, L Line

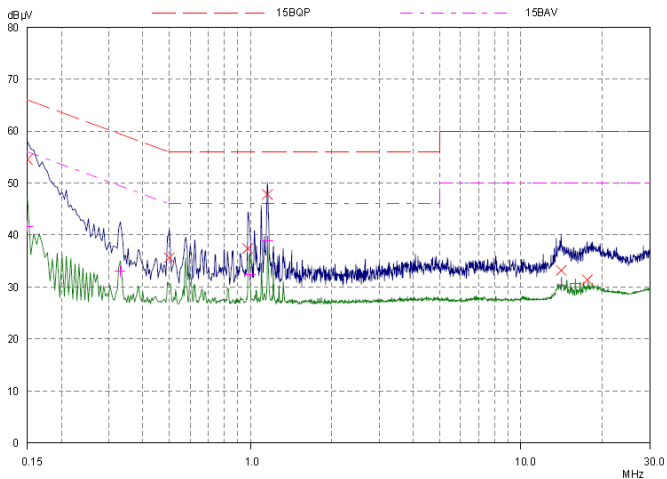


Final Measurement Results

Frequency MHz	QP Level dBµV	QP Limit dBµV	QP Delta dB	Phase	PE
0.15781	53.00	65.58	12.58	L1	gnd
0.32968	38.61	59.46	20.85	L1	gnd
0.98203	37.38	56.00	18.62	L1	gnd
1.1539	45.46	56.00	10.54	L1	gnd
14.0875	33.39	60.00	26.61	L1	gnd
18.25156	32.10	60.00	27.90	L1	gnd

Frequency MHz	AV Level dBµV	AV Limit dBµV	AV Delta dB	Phase	PE
0.15781	39.89	55.58	15.69	L1	gnd
0.49375	31.20	46.10	14.90	L1	gnd
0.57968	36.19	46.00	9.81	L1	gnd
1.09531	35.14	46.00	10.86	L1	gnd
14.73984	30.22	50.00	19.78	L1	gnd
17.82578	29.64	50.00	20.36	L1	gnd

802.11n (HT20) , Channel No.: 52, N Line

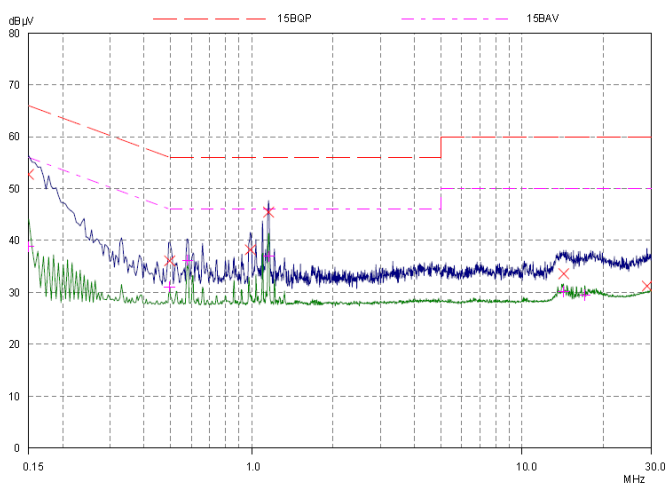


Final Measurement Results

Frequency MHz	QP Level dBµV	QP Limit dBµV	QP Delta dB	Phase	PE
0.15	54.56	66.00	11.44	N	gnd
0.50156	35.62	56.00	20.38	N	gnd
0.97812	37.40	56.00	18.60	N	gnd
1.1539	47.82	56.00	8.18	N	gnd
14.0875	33.21	60.00	26.79	N	gnd
17.5914	31.37	60.00	28.63	N	gnd

Frequency MHz	AV Level dBµV	AV Limit dBµV	AV Delta dB	Phase	PE
0.15	41.66	56.00	14.34	N	gnd
0.32968	33.07	49.46	16.39	N	gnd
0.99375	32.40	46.00	13.60	N	gnd
1.15781	38.81	46.00	7.19	N	gnd
14.14218	30.32	50.00	19.68	N	gnd
15.94687	30.62	50.00	19.38	N	gnd

802.11n (HT20) , Channel No.: 60, L Line



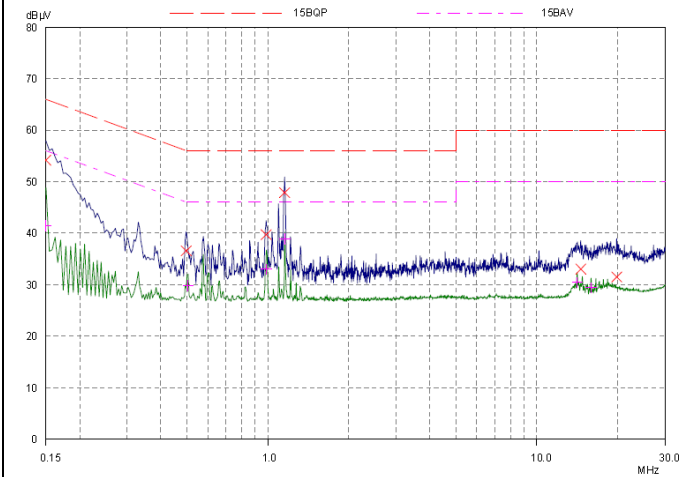
Final Measurement Results

Frequency MHz	QP Level dBµV	QP Limit dBµV	QP Delta dB	Phase	PE
0.15	52.74	66.00	13.26	L1	gnd
0.49765	36.08	56.04	19.96	L1	gnd
0.98984	38.24	56.00	17.76	L1	gnd
1.1539	45.46	56.00	10.54	L1	gnd
14.24375	33.60	60.00	26.40	L1	gnd
28.97031	31.22	60.00	28.78	L1	gnd

Frequency MHz	AV Level dBµV	AV Limit dBµV	AV Delta dB	Phase	PE
0.15	38.81	56.00	17.19	L1	gnd
0.49765	31.08	46.04	14.96	L1	gnd
0.57968	36.19	46.00	9.81	L1	gnd
1.15781	36.97	46.00	9.03	L1	gnd
14.20859	30.19	50.00	19.81	L1	gnd
17.07968	29.52	50.00	20.48	L1	gnd



802.11n (HT20) , Channel No.: 60, N Line

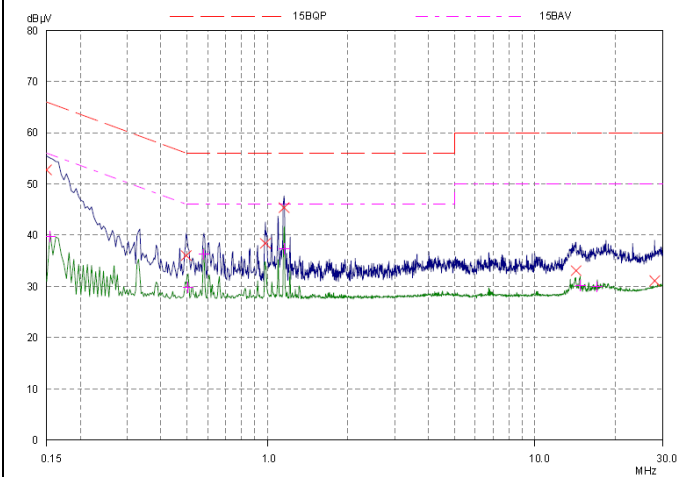


Final Measurement Results

Frequency MHz	QP Level dBµV	QP Limit dBµV	QP Delta dB	Phase	PE
0.15	54.18	66.00	11.82	N	gnd
0.49765	36.58	56.04	19.46	N	gnd
0.98593	39.74	56.00	16.26	N	gnd
1.1539	47.90	56.00	8.10	N	gnd
14.5875	33.03	60.00	26.97	N	gnd
19.81796	31.51	60.00	28.49	N	gnd

Frequency MHz	AV Level dBµV	AV Limit dBµV	AV Delta dB	Phase	PE
0.15	41.45	56.00	14.55	N	gnd
0.50546	29.84	46.00	16.16	N	gnd
0.98984	33.02	46.00	12.98	N	gnd
1.15781	38.90	46.00	7.10	N	gnd
14.13828	30.45	50.00	19.55	N	gnd
15.94296	29.45	50.00	20.55	N	gnd

802.11n (HT20) , Channel No.: 64, L Line

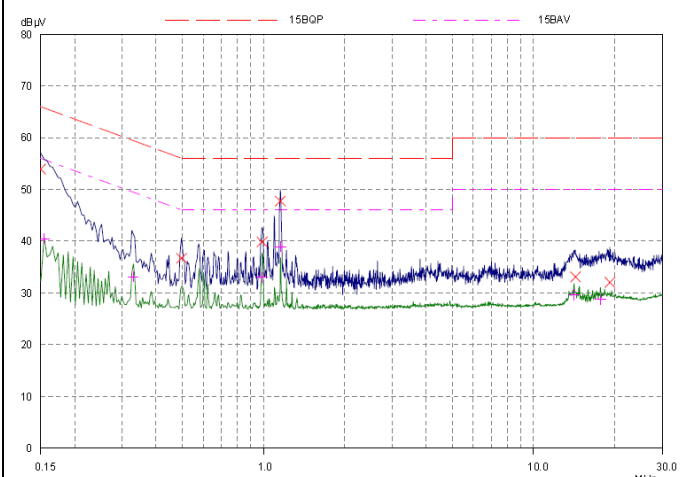


Final Measurement Results

Frequency MHz	QP Level dBµV	QP Limit dBµV	QP Delta dB	Phase	PE
0.15	52.74	66.00	13.26	L1	gnd
0.49765	36.04	56.04	20.00	L1	gnd
0.98203	38.38	56.00	17.62	L1	gnd
1.1539	45.36	56.00	10.64	L1	gnd
14.25546	33.06	60.00	26.94	L1	gnd
28.04453	31.10	60.00	28.90	L1	gnd

Frequency MHz	AV Level dBµV	AV Limit dBµV	AV Delta dB	Phase	PE
0.1539	39.72	55.79	16.07	L1	gnd
0.50546	29.84	46.00	16.16	L1	gnd
0.57968	36.25	46.00	9.75	L1	gnd
1.1539	37.31	46.00	8.69	L1	gnd
14.76328	30.15	50.00	19.85	L1	gnd
17.13437	29.95	50.00	20.05	L1	gnd

802.11n (HT20) , Channel No.: 64, N Line

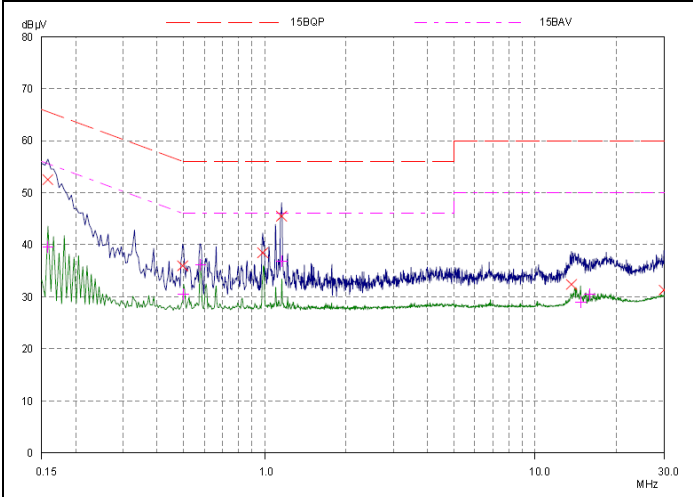


Final Measurement Results

Frequency MHz	QP Level dBµV	QP Limit dBµV	QP Delta dB	Phase	PE
0.15	53.94	66.00	12.06	N	gnd
0.49765	36.70	56.04	19.34	N	gnd
0.98984	39.86	56.00	16.14	N	gnd
1.1539	47.76	56.00	8.24	N	gnd
14.31015	33.10	60.00	26.90	N	gnd
19.16953	32.02	60.00	27.98	N	gnd

Frequency MHz	AV Level dBµV	AV Limit dBµV	AV Delta dB	Phase	PE
0.1539	40.47	55.79	15.32	N	gnd
0.32968	33.12	49.46	16.34	N	gnd
0.98984	33.02	46.00	12.98	N	gnd
1.15781	38.95	46.00	7.05	N	gnd
14.14218	29.64	50.00	20.36	N	gnd
17.70078	28.71	50.00	21.29	N	gnd

802.11n (HT20) , Channel No.: 100, L Line

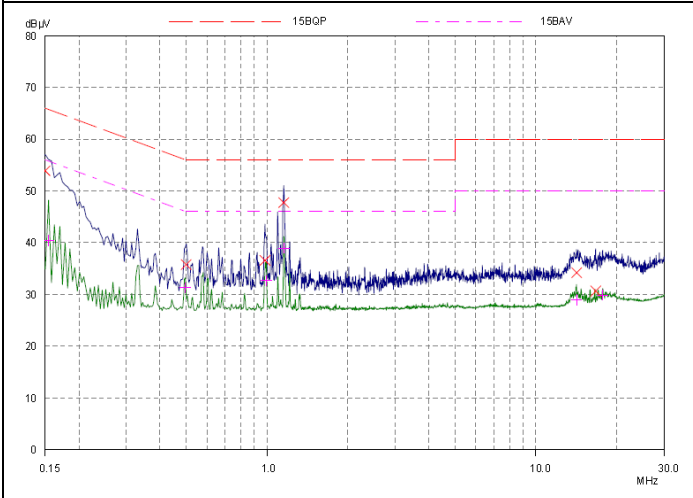


Final Measurement Results

Frequency MHz	QP Level dBµV	QP Limit dBµV	QP Delta dB	Phase	PE
0.15781	52.54	65.58	13.04	L1	gnd
0.49765	35.94	56.04	20.10	L1	gnd
0.98203	38.44	56.00	17.56	L1	gnd
1.1539	45.48	56.00	10.52	L1	gnd
13.61875	32.39	60.00	27.61	L1	gnd
29.9664	31.29	60.00	28.71	L1	gnd

Frequency MHz	AV Level dBµV	AV Limit dBµV	AV Delta dB	Phase	PE
0.15781	39.59	55.58	15.99	L1	gnd
0.50156	30.48	46.00	15.52	L1	gnd
0.57968	36.12	46.00	9.88	L1	gnd
1.15781	36.85	46.00	9.15	L1	gnd
14.74375	29.00	50.00	21.00	L1	gnd
15.92734	30.49	50.00	19.51	L1	gnd

802.11n (HT20) , Channel No.: 100, N Line

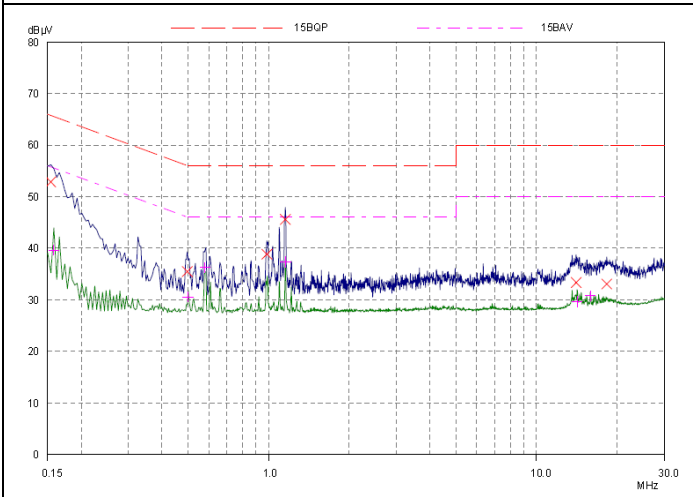


Final Measurement Results

Frequency MHz	QP Level dBµV	QP Limit dBµV	QP Delta dB	Phase	PE
0.15	53.92	66.00	12.08	N	gnd
0.50156	35.78	56.00	20.22	N	gnd
0.98203	36.60	56.00	19.40	N	gnd
1.1539	47.76	56.00	8.24	N	gnd
14.15781	34.19	60.00	25.81	N	gnd
16.68515	30.65	60.00	29.35	N	gnd

Frequency MHz	AV Level dBµV	AV Limit dBµV	AV Delta dB	Phase	PE
0.1539	40.39	55.79	15.40	N	gnd
0.49765	31.31	46.04	14.73	N	gnd
0.99375	32.65	46.00	13.35	N	gnd
1.15781	38.95	46.00	7.05	N	gnd
14.16171	28.97	50.00	21.03	N	gnd
17.73984	29.85	50.00	20.15	N	gnd

802.11n (HT20) , Channel No.: 116, L Line



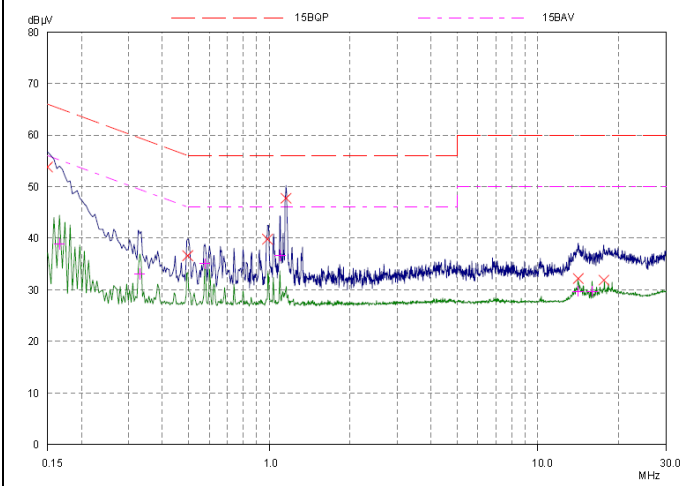
Final Measurement Results

Frequency MHz	QP Level dBµV	QP Limit dBµV	QP Delta dB	Phase	PE
0.1539	52.86	65.79	12.93	L1	gnd
0.49765	35.48	56.04	20.56	L1	gnd
0.98593	38.86	56.00	17.14	L1	gnd
1.1539	45.58	56.00	10.42	L1	gnd
14.05625	33.35	60.00	26.65	L1	gnd
18.29843	33.06	60.00	26.94	L1	gnd

Frequency MHz	AV Level dBµV	AV Limit dBµV	AV Delta dB	Phase	PE
0.15781	39.63	55.58	15.95	L1	gnd
0.50156	30.54	46.00	15.46	L1	gnd
0.57968	36.25	46.00	9.75	L1	gnd
1.1539	37.37	46.00	8.63	L1	gnd
14.18125	29.64	50.00	20.36	L1	gnd
15.89609	30.80	50.00	19.20	L1	gnd



802.11n (HT20) , Channel No.: 116, N Line

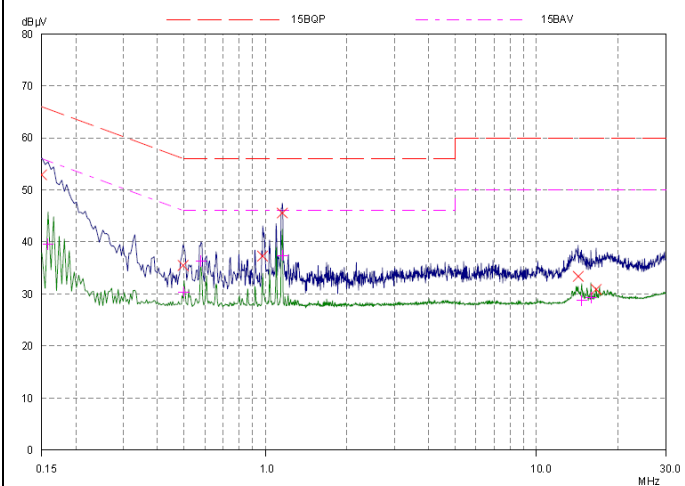


Final Measurement Results

Frequency MHz	QP Level dBµV	QP Limit dBµV	QP Delta dB	Phase	PE
0.15	53.80	66.00	12.20	N	gnd
0.49765	36.62	56.04	19.42	N	gnd
0.98593	38.82	56.00	16.18	N	gnd
1.1539	47.74	56.00	8.26	N	gnd
14.11875	32.17	60.00	27.83	N	gnd
17.5875	31.85	60.00	28.15	N	gnd

Frequency MHz	AV Level dBµV	AV Limit dBµV	AV Delta dB	Phase	PE
0.16562	38.89	55.18	16.29	N	gnd
0.32968	33.07	49.46	16.39	N	gnd
0.57578	35.09	46.00	10.91	N	gnd
1.09531	36.61	46.00	9.39	N	gnd
14.09921	29.71	50.00	20.29	N	gnd
15.93125	29.67	50.00	20.33	N	gnd

802.11n (HT20) , Channel No.: 140, L Line

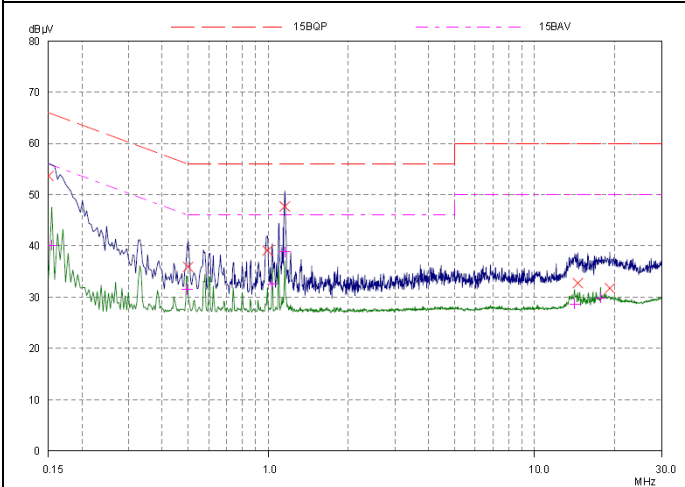


Final Measurement Results

Frequency MHz	QP Level dBµV	QP Limit dBµV	QP Delta dB	Phase	PE
0.15	52.90	66.00	13.10	L1	gnd
0.49765	35.48	56.04	20.56	L1	gnd
0.97812	37.28	56.00	18.72	L1	gnd
1.1539	45.54	56.00	10.46	L1	gnd
14.25546	33.36	60.00	26.64	L1	gnd
16.61874	30.89	60.00	29.11	L1	gnd

Frequency MHz	AV Level dBµV	AV Limit dBµV	AV Delta dB	Phase	PE
0.15781	39.59	55.58	15.99	L1	gnd
0.50156	30.42	46.00	15.58	L1	gnd
0.57968	36.31	46.00	9.69	L1	gnd
1.1539	37.42	46.00	8.58	L1	gnd
14.7125	28.69	50.00	21.31	L1	gnd
15.88437	29.29	50.00	20.71	L1	gnd

802.11n (HT20) , Channel No.: 140, N Line

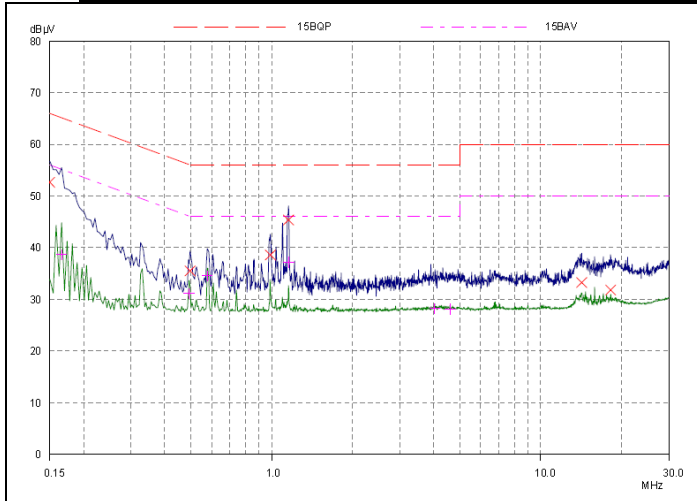


Final Measurement Results

Frequency MHz	QP Level dBµV	QP Limit dBµV	QP Delta dB	Phase	PE
0.15	53.64	66.00	12.36	N	gnd
0.50156	35.90	56.00	20.10	N	gnd
0.99375	39.08	56.00	16.92	N	gnd
1.1539	47.68	56.00	8.32	N	gnd
14.54453	32.77	60.00	27.23	N	gnd
19.18125	31.76	60.00	28.24	N	gnd

Frequency MHz	AV Level dBµV	AV Limit dBµV	AV Delta dB	Phase	PE
0.1539	40.14	55.79	15.65	N	gnd
0.49765	31.48	46.04	14.56	N	gnd
1.03671	32.50	46.00	13.50	N	gnd
1.1539	38.81	46.00	7.19	N	gnd
14.13437	28.66	50.00	21.34	N	gnd
17.7125	29.85	50.00	20.15	N	gnd

802.11n (HT20) , Channel No.: 149, L Line



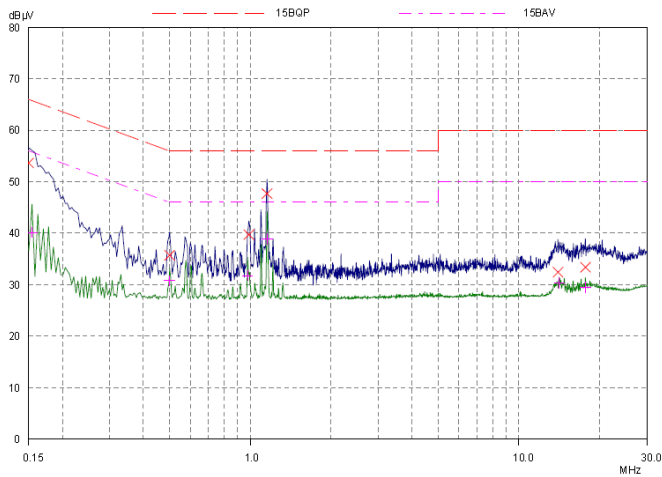
Final Measurement Results

Frequency MHz	QP Level dBµV	QP Limit dBµV	QP Delta dB	Phase	PE
0.15	52.68	66.00	13.32	L1	gnd
0.49765	35.50	56.04	20.54	L1	gnd
0.98984	38.58	56.00	17.42	L1	gnd
1.1539	45.36	56.00	10.64	L1	gnd
14.23593	33.24	60.00	26.76	L1	gnd
18.17343	31.79	60.00	28.21	L1	gnd

Frequency MHz	AV Level dBµV	AV Limit dBµV	AV Delta dB	Phase	PE
0.16562	38.65	55.18	16.53	L1	gnd
0.49375	31.14	46.10	14.96	L1	gnd
0.57578	34.56	46.00	11.44	L1	gnd
1.1539	37.14	46.00	8.86	L1	gnd
4.04453	28.19	46.00	17.81	L1	gnd
4.60312	28.12	46.00	17.88	L1	gnd



802.11n (HT20) , Channel No.: 149, N Line

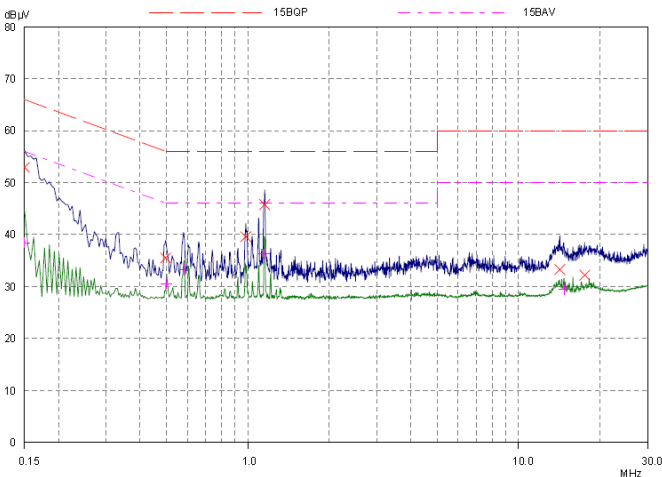


Final Measurement Results

Frequency MHz	QP Level dBµV	QP Limit dBµV	QP Delta dB	Phase	PE
0.15	53.64	66.00	12.36	N	gnd
0.50156	35.72	56.00	20.28	N	gnd
0.98984	39.70	56.00	16.30	N	gnd
1.1539	47.70	56.00	8.30	N	gnd
13.97421	32.46	60.00	27.54	N	gnd
17.68515	33.38	60.00	26.62	N	gnd

Frequency MHz	AV Level dBµV	AV Limit dBµV	AV Delta dB	Phase	PE
0.1539	40.14	55.79	15.65	N	gnd
0.50156	30.79	46.00	15.21	N	gnd
0.97812	31.78	46.00	14.22	N	gnd
1.1539	38.90	46.00	7.10	N	gnd
14.12656	30.32	50.00	19.68	N	gnd
17.68125	29.48	50.00	20.52	N	gnd

802.11n (HT20) , Channel No.: 157, L Line

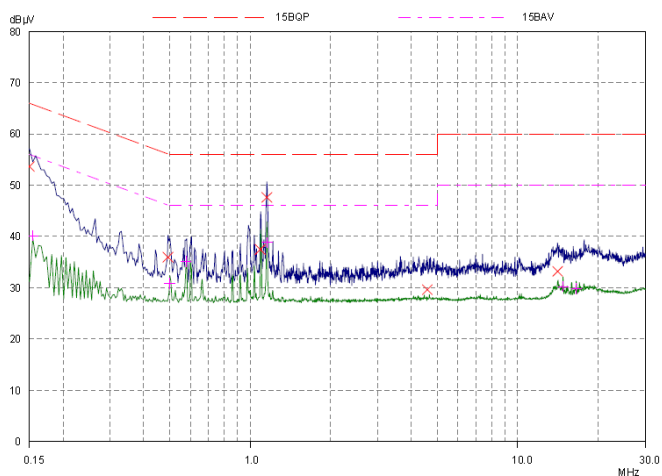


Final Measurement Results

Frequency MHz	QP Level dBµV	QP Limit dBµV	QP Delta dB	Phase	PE
0.15	52.98	66.00	13.02	L1	gnd
0.49765	35.50	56.04	20.54	L1	gnd
0.98203	39.58	56.00	16.42	L1	gnd
1.1539	45.78	56.00	10.22	L1	gnd
14.23593	33.30	60.00	26.70	L1	gnd
17.56015	32.19	60.00	27.81	L1	gnd

Frequency MHz	AV Level dBµV	AV Limit dBµV	AV Delta dB	Phase	PE
0.15	38.46	56.00	17.54	L1	gnd
0.50156	30.54	46.00	15.46	L1	gnd
0.58359	33.23	46.00	12.77	L1	gnd
1.15	36.29	46.00	9.71	L1	gnd
4.01328	28.35	46.00	17.65	L1	gnd
14.72031	29.52	50.00	20.48	L1	gnd

802.11n (HT20) , Channel No.: 157, N Line

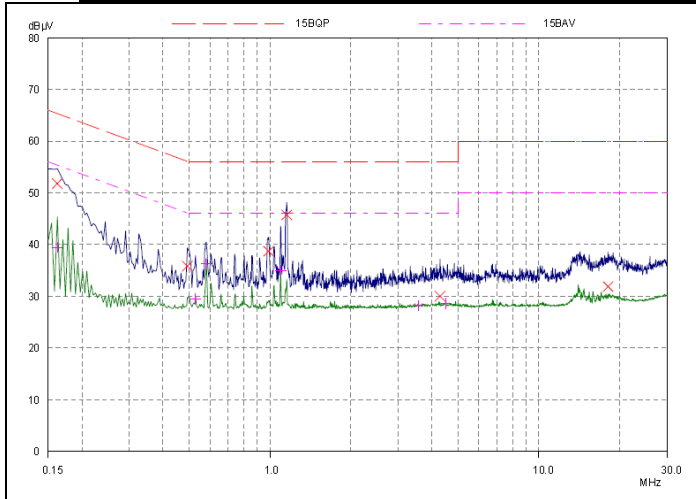


Final Measurement Results

Frequency MHz	QP Level dBµV	QP Limit dBµV	QP Delta dB	Phase	PE
0.15	53.64	66.00	12.36	N	gnd
0.49375	35.94	56.10	20.16	N	gnd
1.0914	37.44	56.00	18.56	N	gnd
1.1539	47.62	56.00	8.38	N	gnd
4.59531	29.61	56.00	26.39	N	gnd
14.08359	33.17	60.00	26.83	N	gnd

Frequency MHz	AV Level dBµV	AV Limit dBµV	AV Delta dB	Phase	PE
0.1539	40.14	55.79	15.65	N	gnd
0.50156	30.85	46.00	15.15	N	gnd
0.57578	35.16	46.00	10.84	N	gnd
1.1539	38.86	46.00	7.14	N	gnd
14.78281	30.22	50.00	19.78	N	gnd
16.53671	29.84	50.00	20.16	N	gnd

802.11n (HT20) , Channel No.: 165, L Line

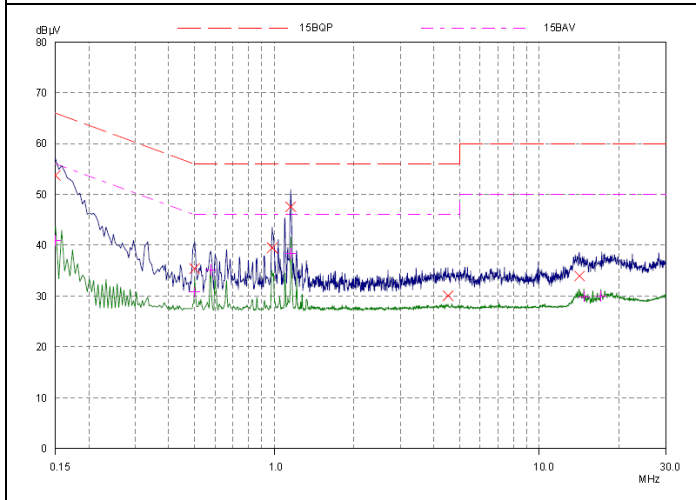


Final Measurement Results

Frequency MHz	QP Level dBµV	QP Limit dBµV	QP Delta dB	Phase	PE
0.16171	51.81	65.38	13.57	L1	gnd
0.49375	35.84	56.10	20.26	L1	gnd
0.98984	38.70	56.00	17.30	L1	gnd
1.1539	45.74	56.00	10.26	L1	gnd
4.29453	30.03	56.00	25.97	L1	gnd
18.0875	31.86	60.00	28.14	L1	gnd

Frequency MHz	AV Level dBµV	AV Limit dBµV	AV Delta dB	Phase	PE
0.16171	39.45	55.38	15.93	L1	gnd
0.5289	29.50	46.00	16.50	L1	gnd
0.57968	36.25	46.00	9.75	L1	gnd
1.09531	35.00	46.00	11.00	L1	gnd
3.56796	28.18	46.00	17.82	L1	gnd
4.51718	28.59	46.00	17.41	L1	gnd

802.11n (HT20) , Channel No.: 165, N Line

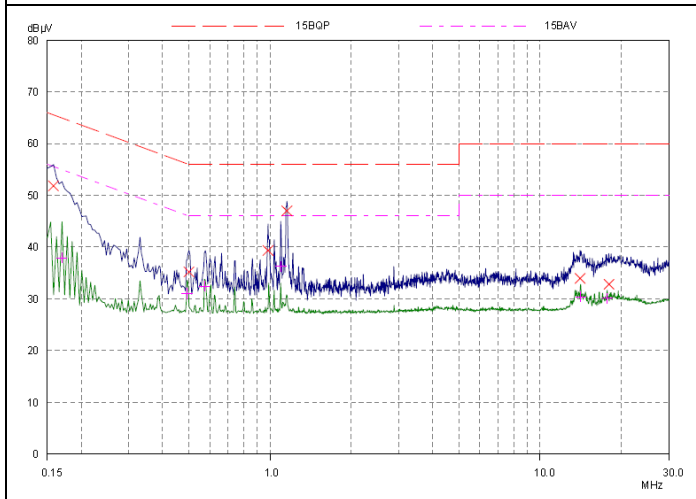


Final Measurement Results

Frequency MHz	QP Level dBµV	QP Limit dBµV	QP Delta dB	Phase	PE
0.15	53.74	66.00	12.26	N	gnd
0.50156	35.42	56.00	20.58	N	gnd
0.98203	39.50	56.00	16.50	N	gnd
1.1539	47.56	56.00	8.44	N	gnd
4.52109	30.05	56.00	25.95	N	gnd
14.15781	33.93	60.00	26.07	N	gnd

Frequency MHz	AV Level dBµV	AV Limit dBµV	AV Delta dB	Phase	PE
0.15	40.93	56.00	15.07	N	gnd
0.50156	30.79	46.00	15.21	N	gnd
0.57578	35.16	46.00	10.84	N	gnd
1.15781	38.42	46.00	7.58	N	gnd
14.73203	29.88	50.00	20.12	N	gnd
17.06406	30.02	50.00	19.98	N	gnd

802.11n (HT40) , Channel No.: 38, L Line

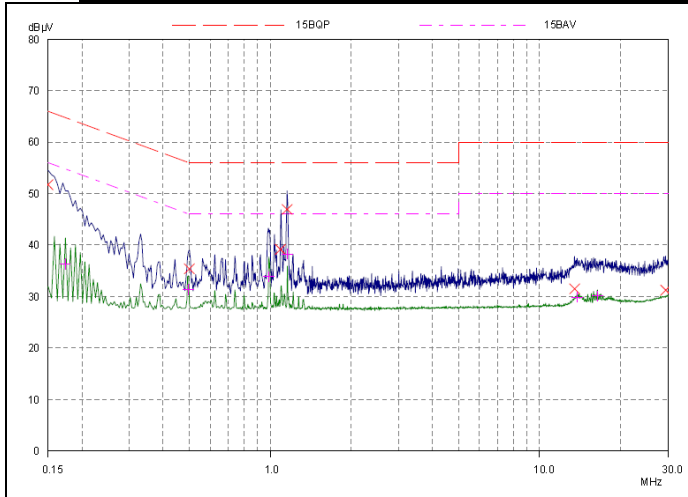


Final Measurement Results

Frequency MHz	QP Level dBµV	QP Limit dBµV	QP Delta dB	Phase	PE
0.15781	51.82	65.58	13.76	L1	gnd
0.50156	35.22	56.00	20.78	L1	gnd
0.98203	39.34	56.00	16.66	L1	gnd
1.1539	46.98	56.00	9.02	L1	gnd
14.04843	33.93	60.00	26.07	L1	gnd
17.97812	32.82	60.00	27.18	L1	gnd

Frequency MHz	AV Level dBµV	AV Limit dBµV	AV Delta dB	Phase	PE
0.16953	37.92	54.98	17.06	L1	gnd
0.49375	30.97	46.10	15.13	L1	gnd
0.57187	32.42	46.00	13.58	L1	gnd
1.09531	36.29	46.00	9.71	L1	gnd
14.13437	30.39	50.00	19.61	L1	gnd
17.73593	30.06	50.00	19.94	L1	gnd

802.11n (HT40) , Channel No.: 38, N Line

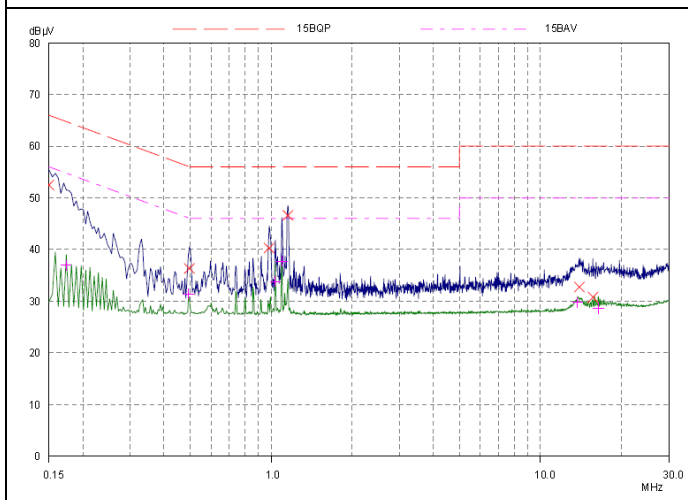


Final Measurement Results

Frequency MHz	QP Level dBµV	QP Limit dBµV	QP Delta dB	Phase -	PE -
0.15	51.74	66.00	14.26	N	gnd
0.50156	35.38	56.00	20.62	N	gnd
1.0914	39.14	56.00	16.86	N	gnd
1.1539	46.92	56.00	9.08	N	gnd
13.47421	31.50	60.00	28.50	N	gnd
29.35703	31.25	60.00	28.75	N	gnd

Frequency MHz	AV Level dBµV	AV Limit dBµV	AV Delta dB	Phase -	PE -
0.17343	36.35	54.79	18.44	N	gnd
0.49765	31.37	46.04	14.67	N	gnd
0.98984	33.90	46.00	12.10	N	gnd
1.15781	38.27	46.00	7.73	N	gnd
13.775	29.90	50.00	20.10	N	gnd
16.43906	30.12	50.00	19.88	N	gnd

802.11n (HT40) , Channel No.: 46, L Line



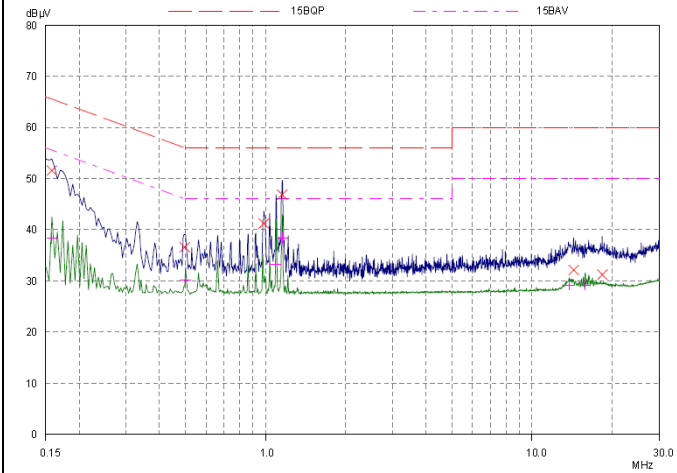
Final Measurement Results

Frequency MHz	QP Level dBµV	QP Limit dBµV	QP Delta dB	Phase -	PE -
0.15	52.48	66.00	13.52	L1	gnd
0.49765	36.34	56.04	19.70	L1	gnd
0.98203	40.28	56.00	15.72	L1	gnd
1.1539	46.60	56.00	9.40	L1	gnd
13.93906	32.76	60.00	27.24	L1	gnd
15.67734	30.77	60.00	29.23	L1	gnd

Frequency MHz	AV Level dBµV	AV Limit dBµV	AV Delta dB	Phase -	PE -
0.17343	36.91	54.79	17.88	L1	gnd
0.49375	31.42	46.10	14.68	L1	gnd
1.03671	33.82	46.00	12.18	L1	gnd
1.09531	37.75	46.00	8.25	L1	gnd
13.76718	29.76	50.00	20.24	L1	gnd
16.40781	28.62	50.00	21.38	L1	gnd



802.11n (HT40) , Channel No.: 46, N Line

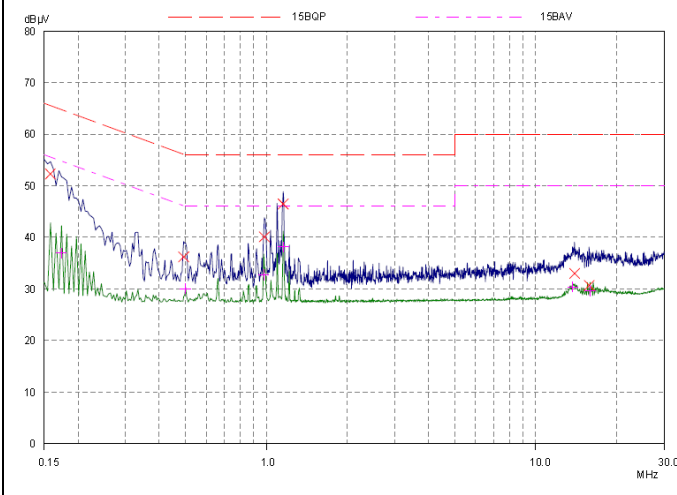


Final Measurement Results

Frequency MHz	QP Level dBµV	QP Limit dBµV	QP Delta dB	Phase	PE
-	-	-	-	-	-
0.15781	51.56	65.58	14.02	N	gnd
0.49765	36.56	56.04	19.48	N	gnd
0.98593	41.24	56.00	14.76	N	gnd
1.1539	46.86	56.00	9.14	N	gnd
14.32578	32.12	60.00	27.88	N	gnd
18.35703	31.22	60.00	28.78	N	gnd

Frequency MHz	AV Level dBµV	AV Limit dBµV	AV Delta dB	Phase	PE
-	-	-	-	-	-
0.15781	38.36	55.58	17.22	N	gnd
0.50156	30.23	46.00	15.77	N	gnd
1.0914	33.30	46.00	12.70	N	gnd
1.1539	38.37	46.00	7.63	N	gnd
13.80625	29.18	50.00	20.82	N	gnd
15.85312	29.21	50.00	20.79	N	gnd

802.11n (HT40) , Channel No.: 54, L Line

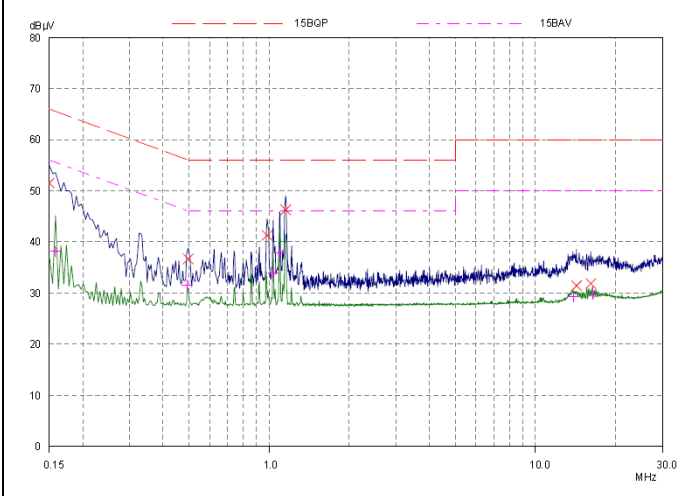


Final Measurement Results

Frequency MHz	QP Level dBµV	QP Limit dBµV	QP Delta dB	Phase	PE
-	-	-	-	-	-
0.15781	52.30	65.58	13.28	L1	gnd
0.49375	36.18	56.10	19.92	L1	gnd
0.98203	40.10	56.00	15.90	L1	gnd
1.1539	46.46	56.00	9.54	L1	gnd
13.95078	33.00	60.00	27.00	L1	gnd
15.775	30.68	60.00	29.32	L1	gnd

Frequency MHz	AV Level dBµV	AV Limit dBµV	AV Delta dB	Phase	PE
-	-	-	-	-	-
0.17343	36.91	54.79	17.88	L1	gnd
0.50156	30.04	46.00	15.96	L1	gnd
0.97812	32.74	46.00	13.26	L1	gnd
1.1539	38.17	46.00	7.83	L1	gnd
13.75937	30.37	50.00	19.63	L1	gnd
15.90781	29.58	50.00	20.42	L1	gnd

802.11n (HT40) , Channel No.: 54, N Line



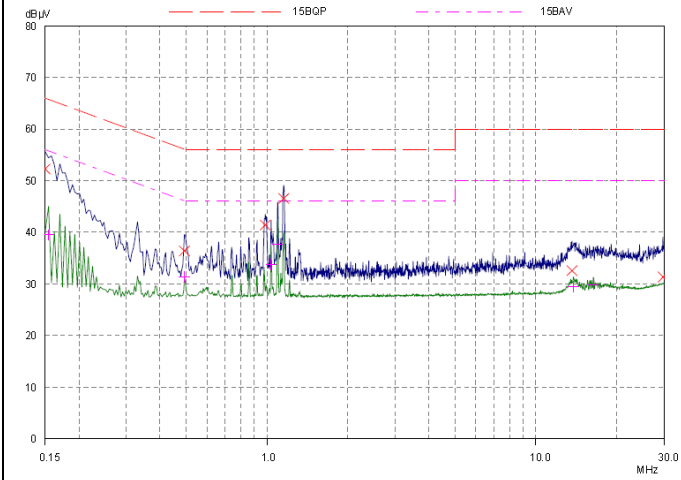
Final Measurement Results

Frequency MHz	QP Level dBµV	QP Limit dBµV	QP Delta dB	Phase	PE
-	-	-	-	-	-
0.15	51.50	66.00	14.50	N	gnd
0.49765	36.68	56.04	19.36	N	gnd
0.98203	41.30	56.00	14.70	N	gnd
1.1539	46.28	56.00	9.72	N	gnd
14.25156	31.44	60.00	28.56	N	gnd
16.1539	31.88	60.00	28.12	N	gnd

Frequency MHz	AV Level dBµV	AV Limit dBµV	AV Delta dB	Phase	PE
-	-	-	-	-	-
0.15781	38.15	55.58	17.43	N	gnd
0.49375	31.48	46.10	14.62	N	gnd
1.03671	33.98	46.00	12.02	N	gnd
1.09531	37.80	46.00	8.20	N	gnd
13.90781	29.26	50.00	20.74	N	gnd
16.41562	29.84	50.00	20.16	N	gnd



802.11n (HT40) , Channel No.: 62, L Line

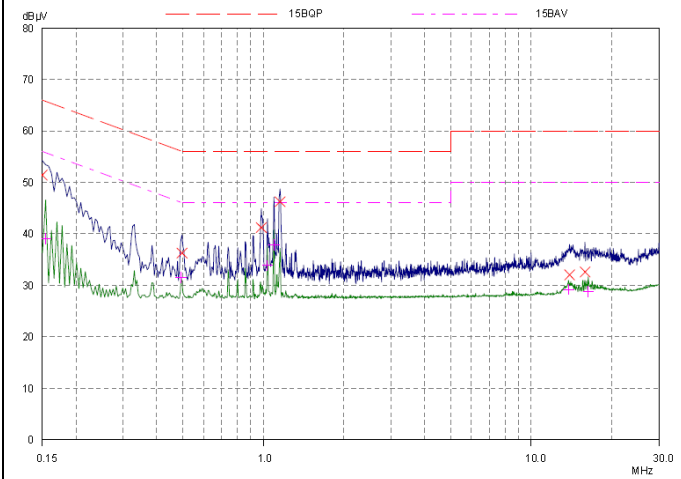


Final Measurement Results

Frequency MHz	QP Level dBμV	QP Limit dBμV	QP Delta dB	Phase	PE
-	-	-	-	-	-
0.15	52.28	66.00	13.72	L1	gnd
0.49375	36.40	56.10	19.70	L1	gnd
0.98593	41.42	56.00	14.58	L1	gnd
1.1539	46.56	56.00	9.44	L1	gnd
13.62265	32.59	60.00	27.41	L1	gnd
29.66953	31.35	60.00	28.65	L1	gnd

Frequency MHz	AV Level dBμV	AV Limit dBμV	AV Delta dB	Phase	PE
-	-	-	-	-	-
0.1539	39.50	55.79	16.29	L1	gnd
0.49375	31.37	46.10	14.73	L1	gnd
1.03671	33.73	46.00	12.27	L1	gnd
1.09531	37.75	46.00	8.25	L1	gnd
13.83359	29.48	50.00	20.52	L1	gnd
16.38828	29.90	50.00	20.10	L1	gnd

802.11n (HT40) , Channel No.: 62, N Line

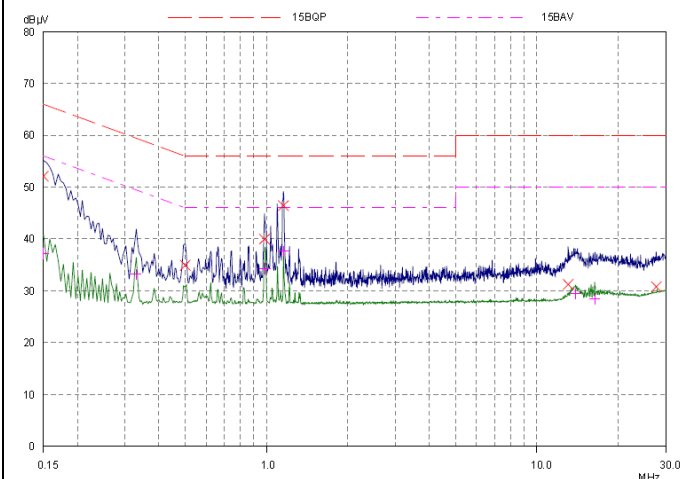


Final Measurement Results

Frequency MHz	QP Level dBμV	QP Limit dBμV	QP Delta dB	Phase	PE
-	-	-	-	-	-
0.15	51.42	66.00	14.58	N	gnd
0.49765	36.26	56.04	19.78	N	gnd
0.98203	41.24	56.00	14.76	N	gnd
1.1539	46.24	56.00	9.76	N	gnd
13.91171	32.02	60.00	27.98	N	gnd
15.86875	32.60	60.00	27.40	N	gnd

Frequency MHz	AV Level dBμV	AV Limit dBμV	AV Delta dB	Phase	PE
-	-	-	-	-	-
0.1539	39.00	55.79	16.79	N	gnd
0.49375	31.48	46.10	14.62	N	gnd
1.03671	33.90	46.00	12.10	N	gnd
1.09531	37.86	46.00	8.14	N	gnd
13.79062	29.18	50.00	20.82	N	gnd
16.34921	28.78	50.00	21.22	N	gnd

802.11n (HT40) , Channel No.: 102, L Line



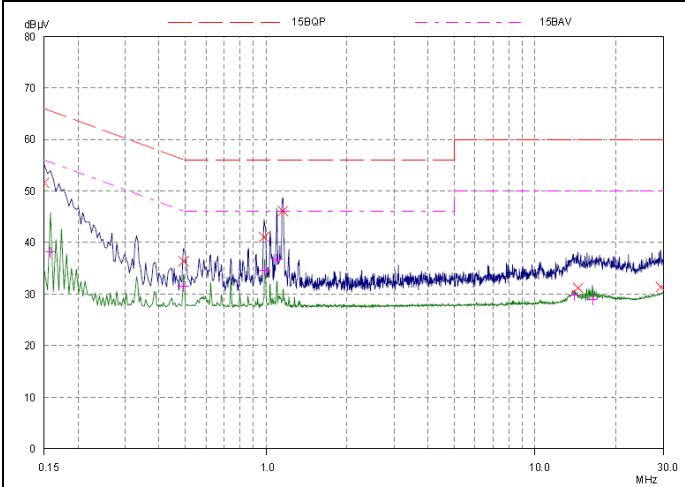
Final Measurement Results

Frequency MHz	QP Level dBμV	QP Limit dBμV	QP Delta dB	Phase	PE
-	-	-	-	-	-
0.15	52.12	66.00	13.88	L1	gnd
0.50156	34.92	56.00	21.08	L1	gnd
0.98203	39.96	56.00	16.04	L1	gnd
1.1539	46.44	56.00	9.56	L1	gnd
13.05625	31.22	60.00	28.78	L1	gnd
27.63046	30.77	60.00	29.23	L1	gnd

Frequency MHz	AV Level dBμV	AV Limit dBμV	AV Delta dB	Phase	PE
-	-	-	-	-	-
0.15	37.16	56.00	18.84	L1	gnd
0.32968	33.21	49.46	16.25	L1	gnd
0.98984	34.23	46.00	11.77	L1	gnd
1.15781	37.64	46.00	8.36	L1	gnd
13.91562	29.41	50.00	20.59	L1	gnd
16.38437	28.45	50.00	21.55	L1	gnd



802.11n (HT40) , Channel No.: 102, N Line

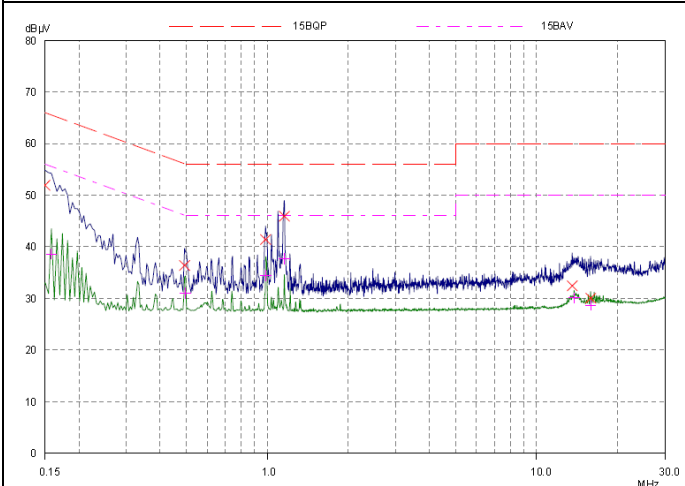


Final Measurement Results

Frequency MHz	QP Level dBµV	QP Limit dBµV	QP Delta dB	Phase	PE
0.15	51.58	66.00	14.42	N	gnd
0.49375	36.36	56.10	19.74	N	gnd
0.98203	41.06	56.00	14.94	N	gnd
1.1539	46.12	56.00	9.88	N	gnd
14.44687	31.17	60.00	28.83	N	gnd
29.40781	31.38	60.00	28.62	N	gnd

Frequency MHz	AV Level dBµV	AV Limit dBµV	AV Delta dB	Phase	PE
0.15781	38.15	55.58	17.43	N	gnd
0.49375	31.53	46.10	14.57	N	gnd
0.98984	34.54	46.00	11.46	N	gnd
1.09921	36.73	46.00	9.27	N	gnd
14.05234	29.78	50.00	20.22	N	gnd
16.36484	29.01	50.00	20.99	N	gnd

802.11n (HT40) , Channel No.: 110, L Line

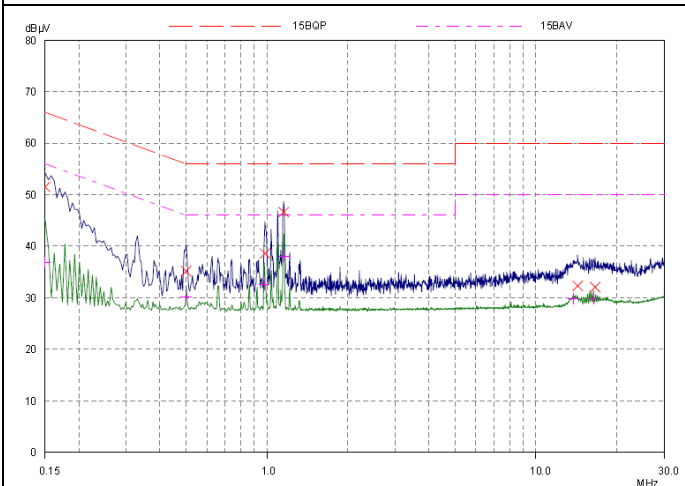


Final Measurement Results

Frequency MHz	QP Level dBµV	QP Limit dBµV	QP Delta dB	Phase	PE
0.15	51.92	66.00	14.08	L1	gnd
0.49375	36.40	56.10	19.70	L1	gnd
0.98593	41.40	56.00	14.60	L1	gnd
1.15781	45.92	56.00	10.08	L1	gnd
13.57187	32.46	60.00	27.54	L1	gnd
15.89609	30.06	60.00	29.94	L1	gnd

Frequency MHz	AV Level dBµV	AV Limit dBµV	AV Delta dB	Phase	PE
0.15781	38.61	55.58	16.97	L1	gnd
0.49765	30.97	46.04	15.07	L1	gnd
0.98984	34.47	46.00	11.53	L1	gnd
1.15781	37.70	46.00	8.30	L1	gnd
13.79453	30.10	50.00	19.90	L1	gnd
15.89609	28.67	50.00	21.33	L1	gnd

802.11n (HT40) , Channel No.: 110, N Line

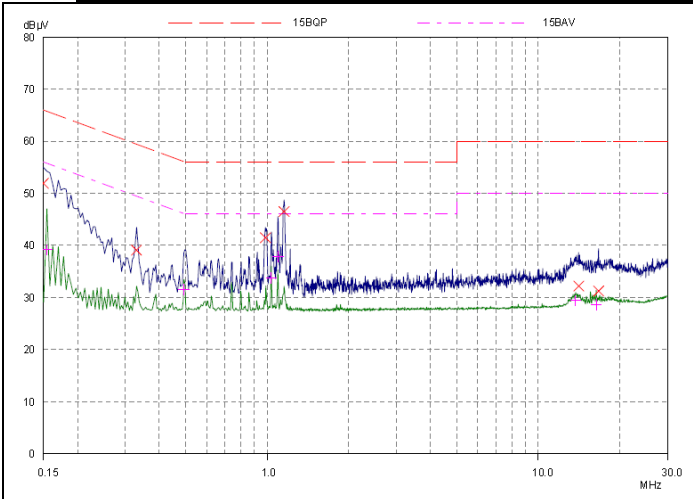


Final Measurement Results

Frequency MHz	QP Level dBµV	QP Limit dBµV	QP Delta dB	Phase	PE
0.15	51.52	66.00	14.48	N	gnd
0.50156	35.18	56.00	20.82	N	gnd
0.98203	38.60	56.00	17.40	N	gnd
1.1539	46.64	56.00	9.36	N	gnd
14.28281	32.32	60.00	27.68	N	gnd
16.61874	32.05	60.00	27.95	N	gnd

Frequency MHz	AV Level dBµV	AV Limit dBµV	AV Delta dB	Phase	PE
0.15	36.87	56.00	19.13	N	gnd
0.50156	30.23	46.00	15.77	N	gnd
0.97812	32.60	46.00	13.40	N	gnd
1.1539	38.07	46.00	7.93	N	gnd
13.78671	29.83	50.00	20.17	N	gnd
16.35703	29.83	50.00	20.17	N	gnd

802.11n (HT40) , Channel No.: 134, L Line

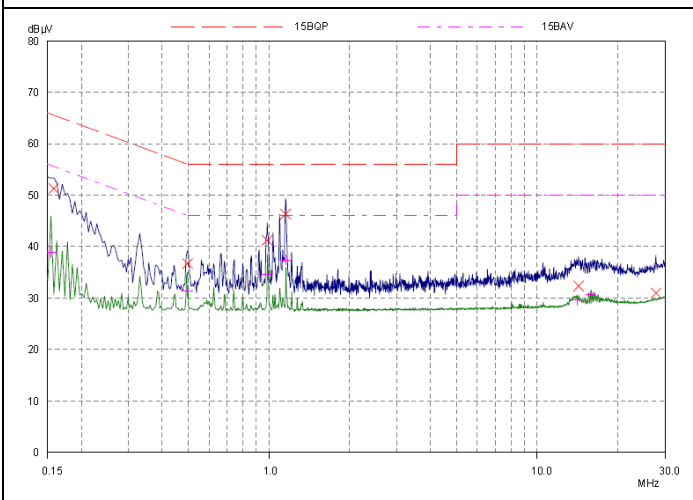


Final Measurement Results

Frequency MHz	QP Level dBµV	QP Limit dBµV	QP Delta dB	Phase	PE
0.15	51.92	66.00	14.08	L1	gnd
0.32968	39.11	59.46	20.35	L1	gnd
0.98593	41.48	56.00	14.52	L1	gnd
1.1539	46.50	56.00	9.50	L1	gnd
14.0914	32.21	60.00	27.79	L1	gnd
16.70859	31.27	60.00	28.73	L1	gnd

Frequency MHz	AV Level dBµV	AV Limit dBµV	AV Delta dB	Phase	PE
0.1539	39.18	55.79	16.61	L1	gnd
0.49375	31.48	46.10	14.62	L1	gnd
1.03671	33.73	46.00	12.27	L1	gnd
1.09531	37.80	46.00	8.20	L1	gnd
13.76718	29.40	50.00	20.60	L1	gnd
16.39218	28.62	50.00	21.38	L1	gnd

802.11n (HT40) , Channel No.: 134, N Line

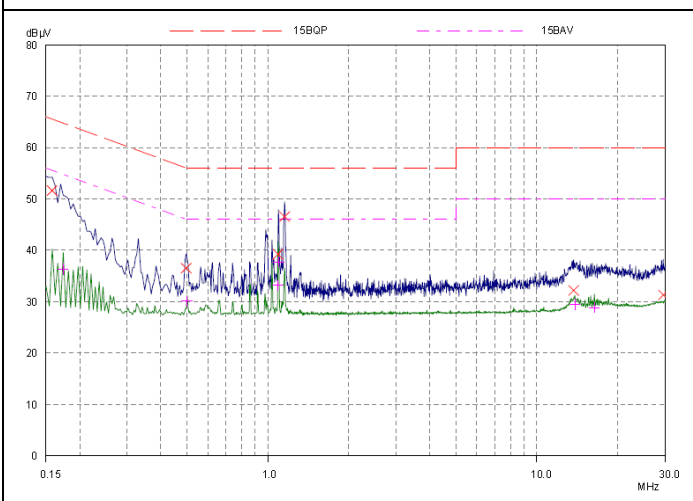


Final Measurement Results

Frequency MHz	QP Level dBµV	QP Limit dBµV	QP Delta dB	Phase	PE
0.15781	51.30	65.58	14.28	N	gnd
0.49765	36.70	56.04	19.34	N	gnd
0.98593	41.24	56.00	14.76	N	gnd
1.1539	46.32	56.00	9.68	N	gnd
14.275	32.34	60.00	27.66	N	gnd
27.73593	31.01	60.00	28.99	N	gnd

Frequency MHz	AV Level dBµV	AV Limit dBµV	AV Delta dB	Phase	PE
0.1539	38.90	55.79	16.89	N	gnd
0.49765	31.37	46.04	14.67	N	gnd
0.98984	34.62	46.00	11.38	N	gnd
1.15781	37.42	46.00	8.58	N	gnd
14.08359	29.57	50.00	20.43	N	gnd
15.86875	30.61	50.00	19.39	N	gnd

802.11n (HT40) , Channel No.: 151, L Line



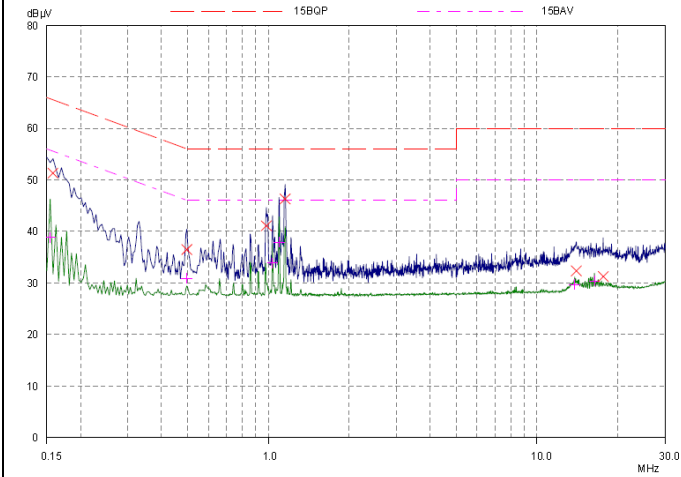
Final Measurement Results

Frequency MHz	QP Level dBµV	QP Limit dBµV	QP Delta dB	Phase	PE
0.15781	51.64	65.58	13.94	L1	gnd
0.49765	36.52	56.04	19.52	L1	gnd
1.0914	39.24	56.00	16.76	L1	gnd
1.1539	46.54	56.00	9.46	L1	gnd
13.70468	32.21	60.00	27.79	L1	gnd
29.54062	31.29	60.00	28.71	L1	gnd

Frequency MHz	AV Level dBµV	AV Limit dBµV	AV Delta dB	Phase	PE
0.17343	36.35	54.79	18.44	L1	gnd
0.50156	30.10	46.00	15.90	L1	gnd
1.0914	33.16	46.00	12.84	L1	gnd
1.09531	37.75	46.00	8.25	L1	gnd
13.85703	29.48	50.00	20.52	L1	gnd
16.36093	28.86	50.00	21.14	L1	gnd



802.11n (HT40) , Channel No.: 151, N Line

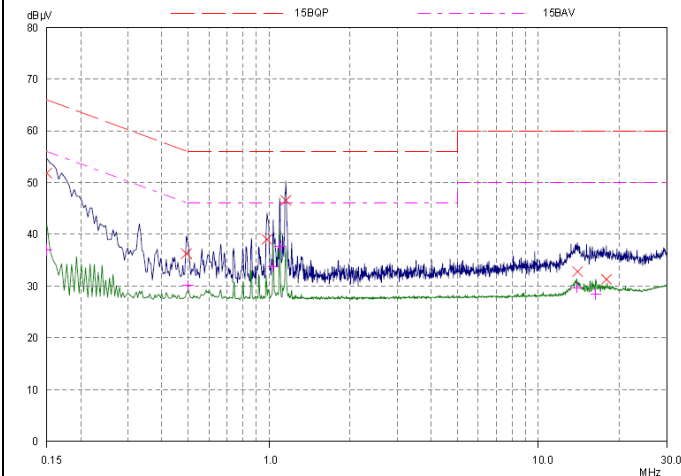


Final Measurement Results

Frequency MHz	QP Level dBµV	QP Limit dBµV	QP Delta dB	Phase	PE
-	-	-	-	-	-
0.15781	51.34	65.58	14.24	N	gnd
0.49765	36.48	56.04	19.56	N	gnd
0.98203	41.10	56.00	14.90	N	gnd
1.1539	46.32	56.00	9.68	N	gnd
14.03671	32.35	60.00	27.65	N	gnd
17.65781	31.23	60.00	28.77	N	gnd

Frequency MHz	AV Level dBµV	AV Limit dBµV	AV Delta dB	Phase	PE
-	-	-	-	-	-
0.1539	38.85	55.79	16.94	N	gnd
0.49765	30.91	46.04	15.13	N	gnd
1.03671	33.90	46.00	12.10	N	gnd
1.09531	37.91	46.00	8.09	N	gnd
13.84531	29.70	50.00	20.30	N	gnd
16.37265	30.38	50.00	19.62	N	gnd

802.11n (HT40) , Channel No.: 159, L Line

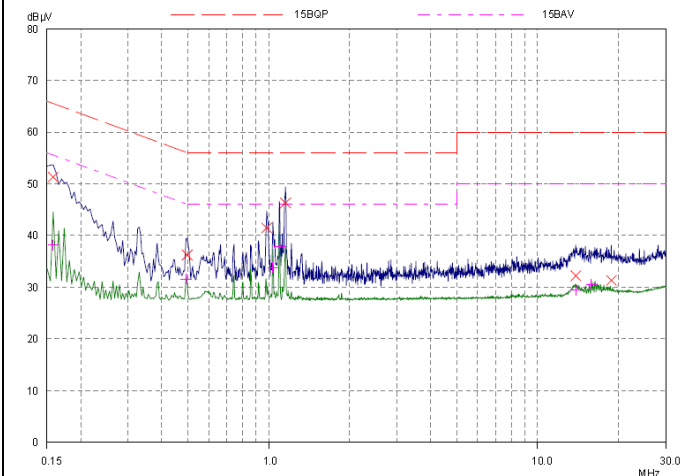


Final Measurement Results

Frequency MHz	QP Level dBµV	QP Limit dBµV	QP Delta dB	Phase	PE
-	-	-	-	-	-
0.15	51.82	66.00	14.18	L1	gnd
0.49375	36.28	56.10	19.82	L1	gnd
0.98203	39.04	56.00	16.96	L1	gnd
1.1539	46.56	56.00	9.44	L1	gnd
13.98203	32.82	60.00	27.18	L1	gnd
17.86875	31.33	60.00	28.67	L1	gnd

Frequency MHz	AV Level dBµV	AV Limit dBµV	AV Delta dB	Phase	PE
-	-	-	-	-	-
0.15	36.99	56.00	19.01	L1	gnd
0.50156	30.10	46.00	15.90	L1	gnd
1.03671	33.82	46.00	12.18	L1	gnd
1.09531	37.75	46.00	8.25	L1	gnd
13.9039	29.70	50.00	20.30	L1	gnd
16.3414	28.45	50.00	21.55	L1	gnd

802.11n (HT40) , Channel No.: 159, N Line

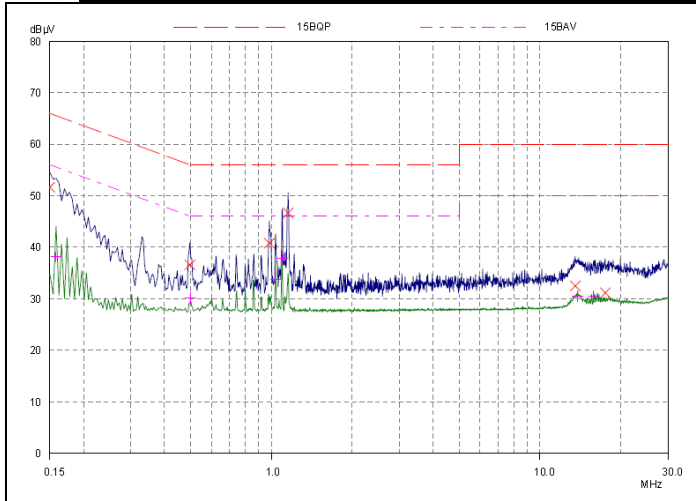


Final Measurement Results

Frequency MHz	QP Level dBµV	QP Limit dBµV	QP Delta dB	Phase	PE
-	-	-	-	-	-
0.15781	51.32	65.58	14.26	N	gnd
0.49765	36.24	56.04	19.80	N	gnd
0.98203	41.48	56.00	14.52	N	gnd
1.1539	46.32	56.00	9.68	N	gnd
13.86484	32.22	60.00	27.78	N	gnd
18.82578	31.30	60.00	28.70	N	gnd

Frequency MHz	AV Level dBµV	AV Limit dBµV	AV Delta dB	Phase	PE
-	-	-	-	-	-
0.15781	38.15	55.58	17.43	N	gnd
0.49375	31.59	46.10	14.51	N	gnd
1.03671	33.82	46.00	12.18	N	gnd
1.09531	37.96	46.00	8.04	N	gnd
13.86484	29.41	50.00	20.59	N	gnd
15.84921	30.54	50.00	19.46	N	gnd

802.11ac (HT20) , Channel No.: 36, L Line

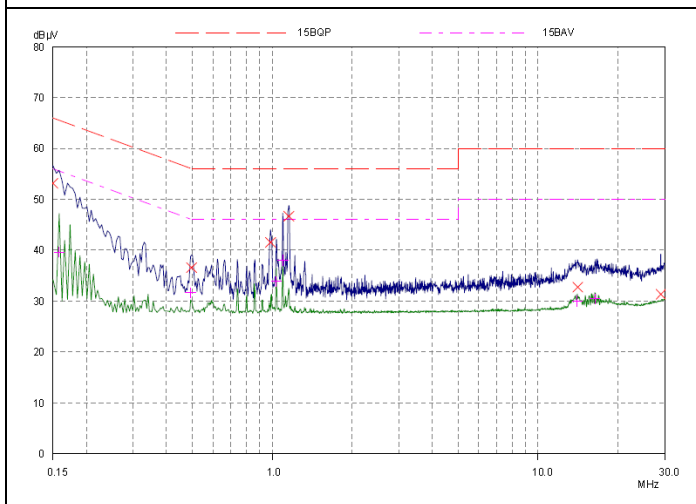


Final Measurement Results

Frequency MHz	QP Level dBµV	QP Limit dBµV	QP Delta dB	Phase	PE
0.15	51.66	66.00	14.34	L1	gnd
0.49765	36.56	56.04	19.48	L1	gnd
0.98203	40.78	56.00	15.22	L1	gnd
1.1539	46.66	56.00	9.34	L1	gnd
13.51328	32.52	60.00	27.48	L1	gnd
17.51328	31.15	60.00	28.85	L1	gnd

Frequency MHz	AV Level dBµV	AV Limit dBµV	AV Delta dB	Phase	PE
0.15781	38.10	55.58	17.48	L1	gnd
0.50156	30.17	46.00	15.83	L1	gnd
1.03671	33.82	46.00	12.18	L1	gnd
1.09531	37.96	46.00	8.04	L1	gnd
13.82968	30.51	50.00	19.49	L1	gnd
15.85703	30.48	50.00	19.52	L1	gnd

802.11ac (HT20) , Channel No.: 36, N Line

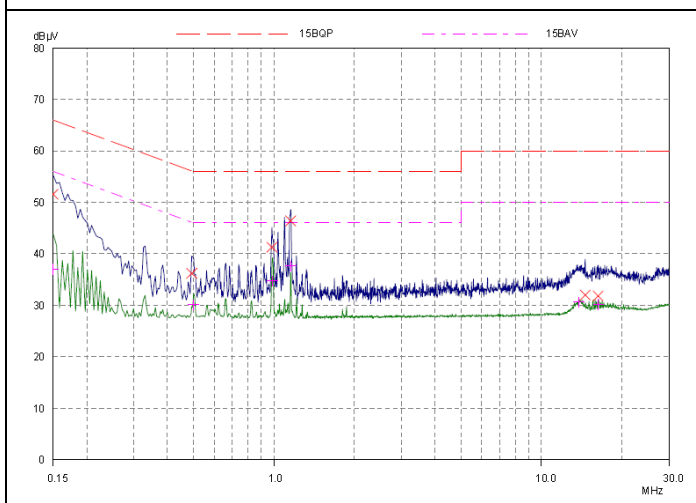


Final Measurement Results

Frequency MHz	QP Level dBµV	QP Limit dBµV	QP Delta dB	Phase	PE
0.15	53.12	66.00	12.88	N	gnd
0.49765	36.58	56.04	19.46	N	gnd
0.98593	41.54	56.00	14.46	N	gnd
1.1539	46.70	56.00	9.30	N	gnd
14.0914	32.77	60.00	27.23	N	gnd
29.01718	31.35	60.00	28.65	N	gnd

Frequency MHz	AV Level dBµV	AV Limit dBµV	AV Delta dB	Phase	PE
0.15781	39.63	55.58	15.95	N	gnd
0.49375	31.64	46.10	14.46	N	gnd
1.03671	33.90	46.00	12.10	N	gnd
1.09531	38.01	46.00	7.99	N	gnd
14.06406	29.99	50.00	20.01	N	gnd
16.38828	30.44	50.00	19.56	N	gnd

802.11ac (HT20) , Channel No.: 40, L Line



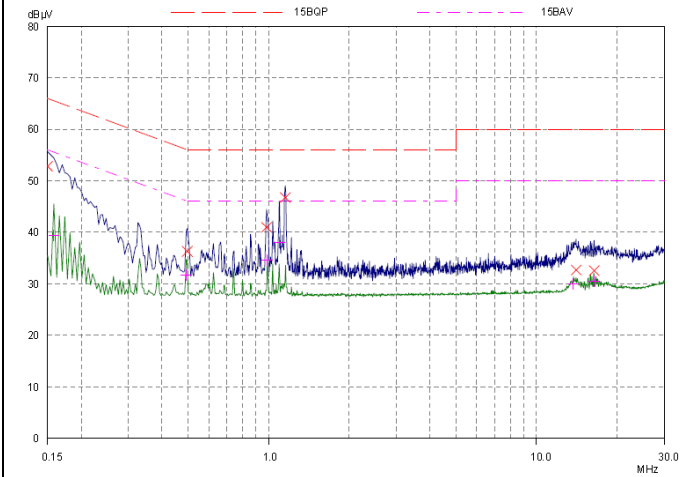
Final Measurement Results

Frequency MHz	QP Level dBµV	QP Limit dBµV	QP Delta dB	Phase	PE
0.15	51.80	66.00	14.40	L1	gnd
0.49375	36.20	56.10	19.90	L1	gnd
0.98203	41.28	56.00	14.72	L1	gnd
1.1539	46.40	56.00	9.60	L1	gnd
14.5875	32.01	60.00	27.99	L1	gnd
16.29453	31.81	60.00	28.19	L1	gnd

Frequency MHz	AV Level dBµV	AV Limit dBµV	AV Delta dB	Phase	PE
0.15	36.99	56.00	19.01	L1	gnd
0.50156	30.10	46.00	15.90	L1	gnd
0.98984	34.70	46.00	11.30	L1	gnd
1.15781	37.64	46.00	8.36	L1	gnd
13.78671	30.56	50.00	19.44	L1	gnd
16.34921	30.17	50.00	19.83	L1	gnd



802.11ac (HT20) , Channel No.: 40, N Line

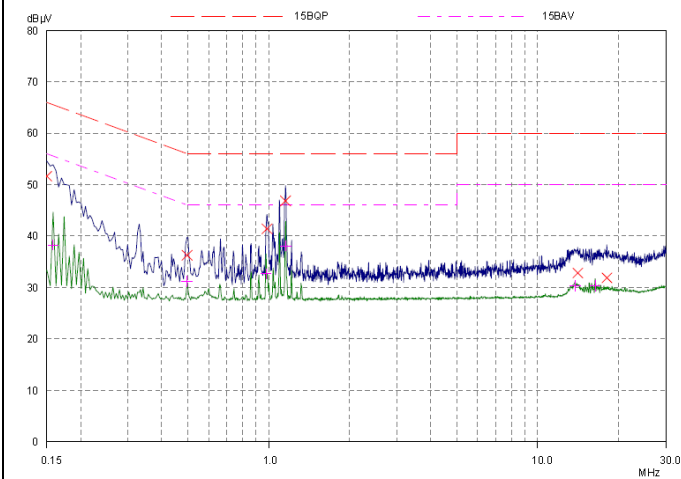


Final Measurement Results

Frequency MHz	QP Level dBµV	QP Limit dBµV	QP Delta dB	Phase	PE
0.15	52.82	66.00	13.18	N	gnd
0.49765	36.30	56.04	19.74	N	gnd
0.98203	40.96	56.00	15.04	N	gnd
1.1539	46.74	56.00	9.26	N	gnd
14.06406	32.69	60.00	27.31	N	gnd
16.4039	32.55	60.00	27.45	N	gnd

Frequency MHz	AV Level dBµV	AV Limit dBµV	AV Delta dB	Phase	PE
0.15781	39.37	55.58	16.21	N	gnd
0.49375	31.70	46.10	14.40	N	gnd
0.98984	34.62	46.00	11.38	N	gnd
1.09531	38.01	46.00	7.99	N	gnd
13.74375	29.97	50.00	20.03	N	gnd
16.36484	30.51	50.00	19.49	N	gnd

802.11ac (HT20) , Channel No.: 48, L Line

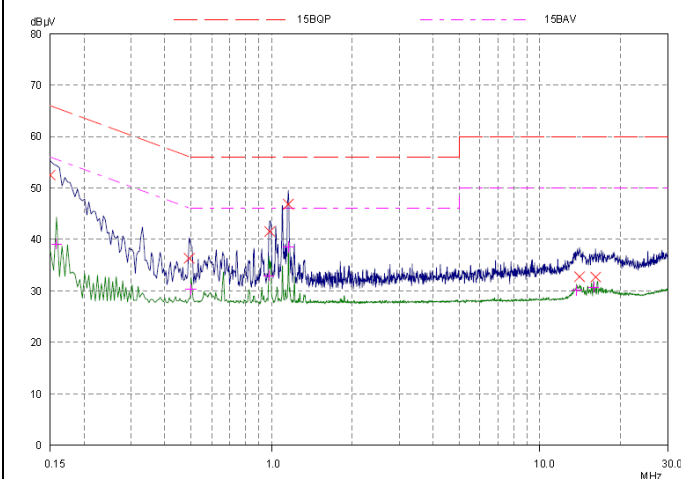


Final Measurement Results

Frequency MHz	QP Level dBµV	QP Limit dBµV	QP Delta dB	Phase	PE
0.15	51.62	66.00	14.38	L1	gnd
0.49765	36.28	56.04	19.76	L1	gnd
0.98593	41.40	56.00	14.60	L1	gnd
1.1539	46.84	56.00	9.16	L1	gnd
14.08359	32.81	60.00	27.19	L1	gnd
18.07578	31.86	60.00	28.14	L1	gnd

Frequency MHz	AV Level dBµV	AV Limit dBµV	AV Delta dB	Phase	PE
0.15781	38.26	55.58	17.32	L1	gnd
0.49765	31.20	46.04	14.84	L1	gnd
0.97812	32.65	46.00	13.35	L1	gnd
1.15781	38.07	46.00	7.93	L1	gnd
13.78671	30.30	50.00	19.70	L1	gnd
16.36874	30.31	50.00	19.69	L1	gnd

802.11ac (HT20) , Channel No.: 48, N Line



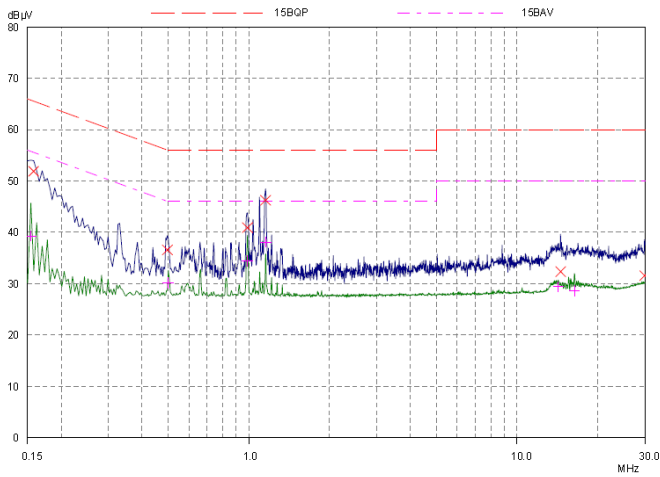
Final Measurement Results

Frequency MHz	QP Level dBµV	QP Limit dBµV	QP Delta dB	Phase	PE
0.15	52.52	66.00	13.48	N	gnd
0.49375	36.32	56.10	19.78	N	gnd
0.98593	41.56	56.00	14.44	N	gnd
1.1539	46.84	56.00	9.16	N	gnd
14.04453	32.73	60.00	27.27	N	gnd
16.14609	32.68	60.00	27.32	N	gnd

Frequency MHz	AV Level dBµV	AV Limit dBµV	AV Delta dB	Phase	PE
0.15781	39.14	55.58	16.44	N	gnd
0.50156	30.29	46.00	15.71	N	gnd
0.97812	32.93	46.00	13.07	N	gnd
1.1539	38.52	46.00	7.48	N	gnd
13.69687	30.10	50.00	19.90	N	gnd
15.86875	30.73	50.00	19.27	N	gnd



802.11ac (HT20) , Channel No.: 52, L Line

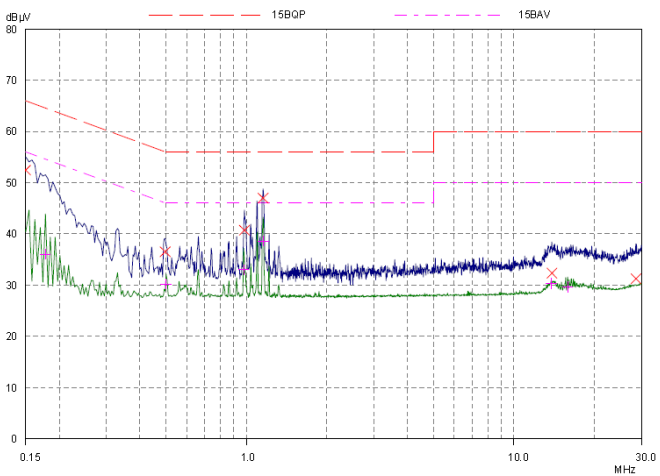


Final Measurement Results

Frequency MHz	QP Level dBμV	QP Limit dBμV	QP Delta dB	Phase	PE
0.15781	51.90	65.58	13.68	L1	gnd
0.49765	36.58	56.04	19.46	L1	gnd
0.98984	40.92	56.00	15.08	L1	gnd
1.1539	46.24	56.00	9.76	L1	gnd
14.52109	32.35	60.00	27.65	L1	gnd
29.89218	31.56	60.00	28.44	L1	gnd

Frequency MHz	AV Level dBμV	AV Limit dBμV	AV Delta dB	Phase	PE
0.1539	39.28	55.79	16.51	L1	gnd
0.50156	30.17	46.00	15.83	L1	gnd
0.98984	34.47	46.00	11.53	L1	gnd
1.1539	38.07	46.00	7.93	L1	gnd
14.26328	29.43	50.00	20.57	L1	gnd
16.36874	28.62	50.00	21.38	L1	gnd

802.11ac (HT20) , Channel No.: 52, N Line

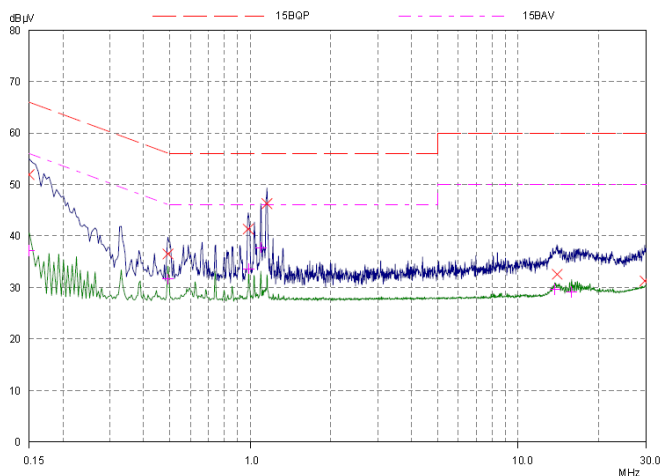


Final Measurement Results

Frequency MHz	QP Level dBμV	QP Limit dBμV	QP Delta dB	Phase	PE
0.15	52.46	66.00	13.54	N	gnd
0.49765	36.50	56.04	19.54	N	gnd
0.98203	40.70	56.00	15.30	N	gnd
1.1539	46.98	56.00	9.02	N	gnd
13.88046	32.34	60.00	27.66	N	gnd
28.54843	31.23	60.00	28.77	N	gnd

Frequency MHz	AV Level dBμV	AV Limit dBμV	AV Delta dB	Phase	PE
0.17734	36.03	54.61	18.58	N	gnd
0.50156	30.23	46.00	15.77	N	gnd
0.97812	33.02	46.00	12.98	N	gnd
1.1539	38.57	46.00	7.43	N	gnd
13.775	30.30	50.00	19.70	N	gnd
15.88437	29.58	50.00	20.42	N	gnd

802.11ac (HT20) , Channel No.: 60, L Line



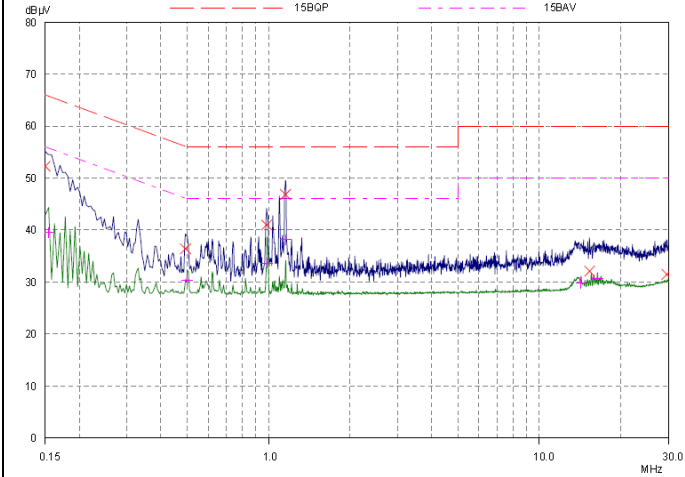
Final Measurement Results

Frequency MHz	QP Level dBμV	QP Limit dBμV	QP Delta dB	Phase	PE
0.15	51.92	66.00	14.08	L1	gnd
0.49375	36.50	56.10	19.60	L1	gnd
0.98203	41.36	56.00	14.64	L1	gnd
1.1539	46.28	56.00	9.72	L1	gnd
13.97812	32.56	60.00	27.44	L1	gnd
29.75156	31.28	60.00	28.72	L1	gnd

Frequency MHz	AV Level dBμV	AV Limit dBμV	AV Delta dB	Phase	PE
0.15	37.16	56.00	18.84	L1	gnd
0.49375	31.64	46.10	14.46	L1	gnd
0.98593	33.65	46.00	12.35	L1	gnd
1.09531	37.75	46.00	8.25	L1	gnd
13.73203	29.62	50.00	20.38	L1	gnd
15.85703	29.14	50.00	20.86	L1	gnd



802.11ac (HT20) , Channel No.: 60, N Line

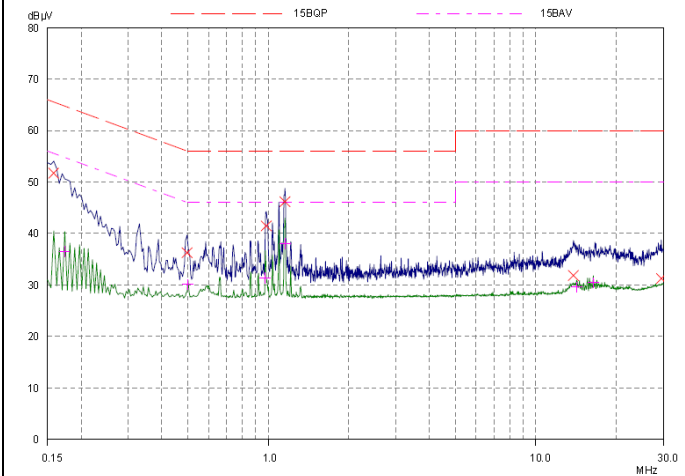


Final Measurement Results

Frequency MHz	QP Level dBµV	QP Limit dBµV	QP Delta dB	Phase	PE
-	-	-	-	-	-
0.15	52.26	66.00	13.74	N	gnd
0.49375	36.38	56.10	19.72	N	gnd
0.98203	40.96	56.00	15.04	N	gnd
1.1539	46.84	56.00	9.16	N	gnd
15.30625	32.09	60.00	27.91	N	gnd
29.57968	31.46	60.00	28.54	N	gnd

Frequency MHz	AV Level dBµV	AV Limit dBµV	AV Delta dB	Phase	PE
-	-	-	-	-	-
0.1539	39.50	55.79	16.29	N	gnd
0.50156	30.29	46.00	15.71	N	gnd
0.98593	33.65	46.00	12.35	N	gnd
1.15781	38.12	46.00	7.88	N	gnd
14.24375	29.79	50.00	20.21	N	gnd
16.39999	30.64	50.00	19.36	N	gnd

802.11ac (HT20) , Channel No.: 64, L Line

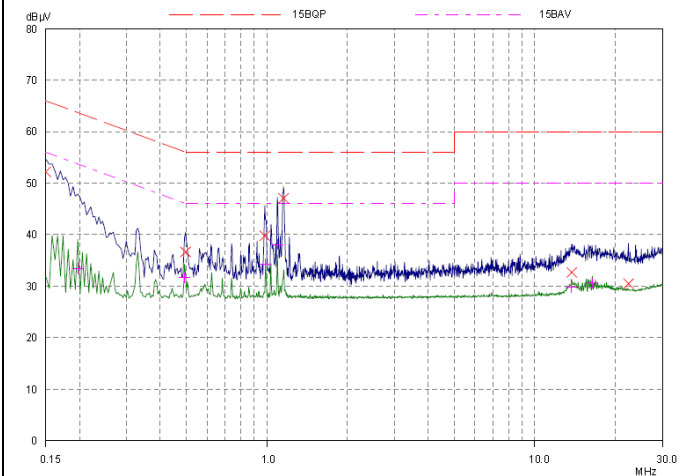


Final Measurement Results

Frequency MHz	QP Level dBµV	QP Limit dBµV	QP Delta dB	Phase	PE
-	-	-	-	-	-
0.15781	51.74	65.58	13.84	L1	gnd
0.49765	36.28	56.04	19.76	L1	gnd
0.98203	41.48	56.00	14.52	L1	gnd
1.1539	46.20	56.00	9.80	L1	gnd
13.84531	31.84	60.00	28.16	L1	gnd
29.47812	31.25	60.00	28.75	L1	gnd

Frequency MHz	AV Level dBµV	AV Limit dBµV	AV Delta dB	Phase	PE
-	-	-	-	-	-
0.17343	36.54	54.79	18.25	L1	gnd
0.50156	30.10	46.00	15.90	L1	gnd
0.97421	31.35	46.00	14.65	L1	gnd
1.1539	38.01	46.00	7.99	L1	gnd
14.22812	29.57	50.00	20.43	L1	gnd
16.41953	30.45	50.00	19.55	L1	gnd

802.11ac (HT20) , Channel No.: 64, N Line

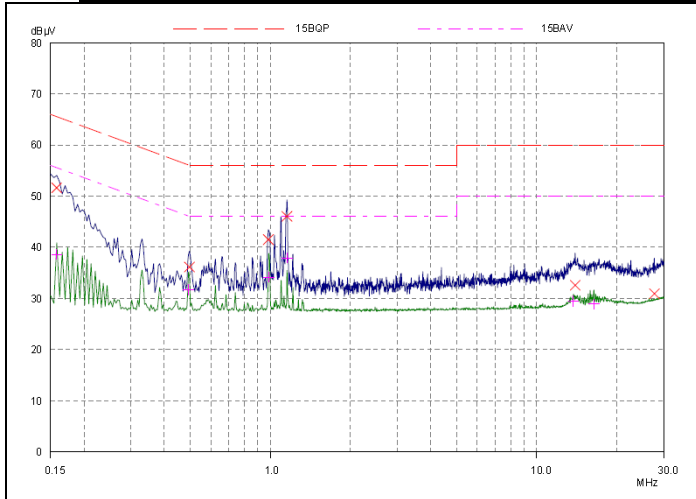


Final Measurement Results

Frequency MHz	QP Level dBµV	QP Limit dBµV	QP Delta dB	Phase	PE
-	-	-	-	-	-
0.15	52.18	66.00	13.82	N	gnd
0.49765	36.64	56.04	19.40	N	gnd
0.98203	39.80	56.00	16.20	N	gnd
1.1539	47.06	56.00	8.94	N	gnd
13.75937	32.71	60.00	27.29	N	gnd
22.41562	30.48	60.00	29.52	N	gnd

Frequency MHz	AV Level dBµV	AV Limit dBµV	AV Delta dB	Phase	PE
-	-	-	-	-	-
0.19687	33.35	53.74	20.39	N	gnd
0.49375	31.64	46.10	14.46	N	gnd
0.98984	34.31	46.00	11.69	N	gnd
1.09531	38.07	46.00	7.93	N	gnd
13.72031	29.83	50.00	20.17	N	gnd
16.39999	30.57	50.00	19.43	N	gnd

802.11ac (HT20) , Channel No.: 100, L Line

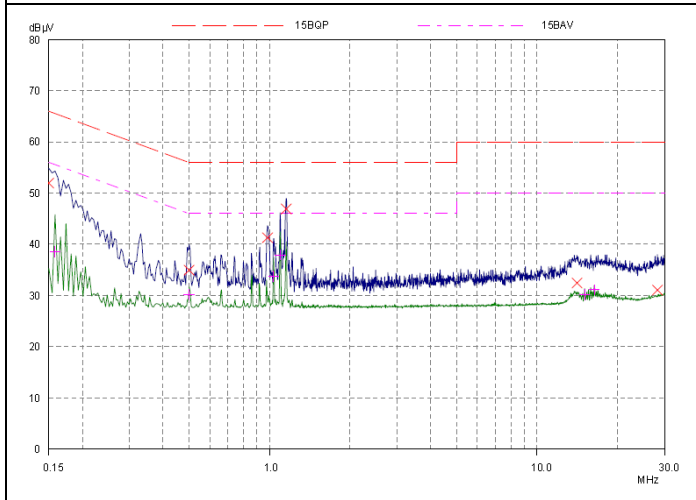


Final Measurement Results

Frequency MHz	QP Level dBµV	QP Limit dBµV	QP Delta dB	Phase	PE
0.15781	51.62	65.58	13.96	L1	gnd
0.49765	36.16	56.04	19.88	L1	gnd
0.98203	41.50	56.00	14.50	L1	gnd
1.1539	46.04	56.00	9.96	L1	gnd
13.95468	32.58	60.00	27.42	L1	gnd
27.68125	30.96	60.00	29.04	L1	gnd

Frequency MHz	AV Level dBµV	AV Limit dBµV	AV Delta dB	Phase	PE
0.15781	38.61	55.58	16.97	L1	gnd
0.49375	31.70	46.10	14.40	L1	gnd
0.98984	34.15	46.00	11.85	L1	gnd
1.1539	37.91	46.00	8.09	L1	gnd
13.75937	29.47	50.00	20.53	L1	gnd
16.42343	28.87	50.00	21.13	L1	gnd

802.11ac (HT20) , Channel No.: 100, N Line

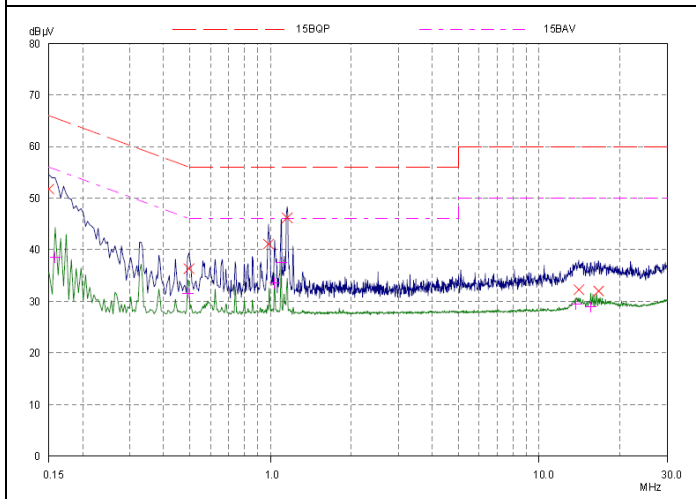


Final Measurement Results

Frequency MHz	QP Level dBµV	QP Limit dBµV	QP Delta dB	Phase	PE
0.15	51.98	66.00	14.02	N	gnd
0.50156	34.96	56.00	21.04	N	gnd
0.98203	41.30	56.00	14.70	N	gnd
1.1539	46.90	56.00	9.10	N	gnd
14.08359	32.45	60.00	27.55	N	gnd
28.16171	31.06	60.00	28.94	N	gnd

Frequency MHz	AV Level dBµV	AV Limit dBµV	AV Delta dB	Phase	PE
0.15781	38.51	55.58	17.07	N	gnd
0.50156	30.23	46.00	15.77	N	gnd
1.03671	33.73	46.00	12.27	N	gnd
1.09531	37.91	46.00	8.09	N	gnd
15.07968	30.17	50.00	19.83	N	gnd
16.39218	31.14	50.00	18.86	N	gnd

802.11ac (HT20) , Channel No.: 116, L Line



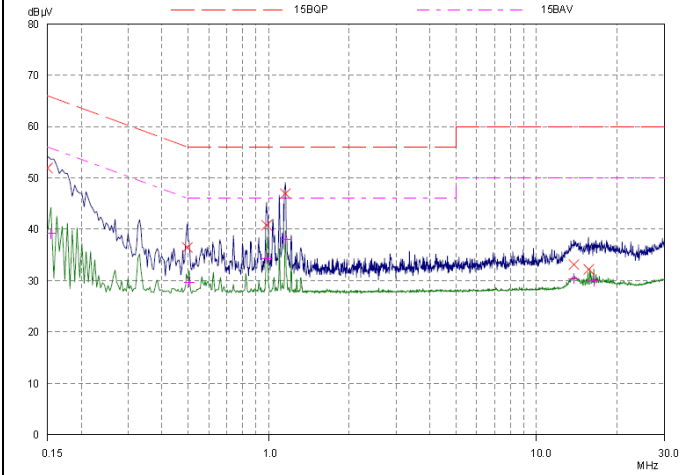
Final Measurement Results

Frequency MHz	QP Level dBµV	QP Limit dBµV	QP Delta dB	Phase	PE
0.15	51.78	66.00	14.22	L1	gnd
0.49765	36.34	56.04	19.70	L1	gnd
0.98203	41.08	56.00	14.92	L1	gnd
1.1539	46.20	56.00	9.80	L1	gnd
14.06015	32.27	60.00	27.73	L1	gnd
16.64218	31.99	60.00	28.01	L1	gnd

Frequency MHz	AV Level dBµV	AV Limit dBµV	AV Delta dB	Phase	PE
0.15781	38.51	55.58	17.07	L1	gnd
0.49375	31.59	46.10	14.51	L1	gnd
1.03671	33.56	46.00	12.44	L1	gnd
1.09531	37.53	46.00	8.47	L1	gnd
13.73593	29.47	50.00	20.53	L1	gnd
15.58359	28.90	50.00	21.10	L1	gnd



802.11ac (HT20) , Channel No.: 116, N Line

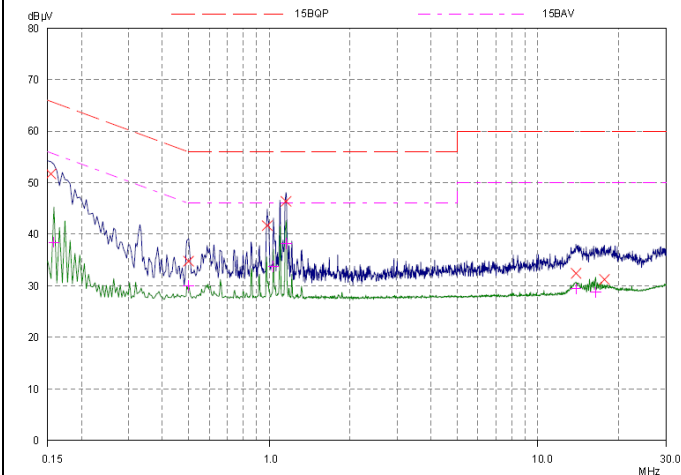


Final Measurement Results

Frequency MHz	QP Level dBµV	QP Limit dBµV	QP Delta dB	Phase	PE
0.15	51.92	66.00	14.08	N	gnd
0.49765	36.44	56.04	19.60	N	gnd
0.98203	40.78	56.00	15.22	N	gnd
1.1539	46.96	56.00	9.04	N	gnd
13.775	33.11	60.00	26.89	N	gnd
15.65781	32.21	60.00	27.79	N	gnd

Frequency MHz	AV Level dBµV	AV Limit dBµV	AV Delta dB	Phase	PE
0.1539	39.18	55.79	16.61	N	gnd
0.50546	29.70	46.00	16.30	N	gnd
0.98984	34.31	46.00	11.69	N	gnd
1.15781	38.07	46.00	7.93	N	gnd
13.79062	30.37	50.00	19.63	N	gnd
16.39218	29.97	50.00	20.03	N	gnd

802.11ac (HT20) , Channel No.: 144, L Line

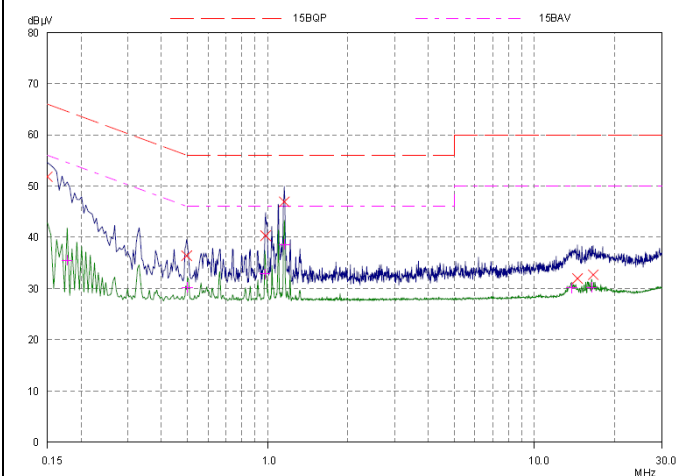


Final Measurement Results

Frequency MHz	QP Level dBµV	QP Limit dBµV	QP Delta dB	Phase	PE
0.1539	51.68	65.79	14.11	L1	gnd
0.50156	34.74	56.00	21.26	L1	gnd
0.98203	41.68	56.00	14.32	L1	gnd
1.1539	46.36	56.00	9.64	L1	gnd
13.85312	32.40	60.00	27.60	L1	gnd
17.67343	31.22	60.00	28.78	L1	gnd

Frequency MHz	AV Level dBµV	AV Limit dBµV	AV Delta dB	Phase	PE
0.15781	38.46	55.58	17.12	L1	gnd
0.50156	30.04	46.00	15.96	L1	gnd
1.03671	33.73	46.00	12.27	L1	gnd
1.1539	38.22	46.00	7.78	L1	gnd
13.87656	29.41	50.00	20.59	L1	gnd
16.39999	28.70	50.00	21.30	L1	gnd

802.11ac (HT20) , Channel No.: 144, N Line

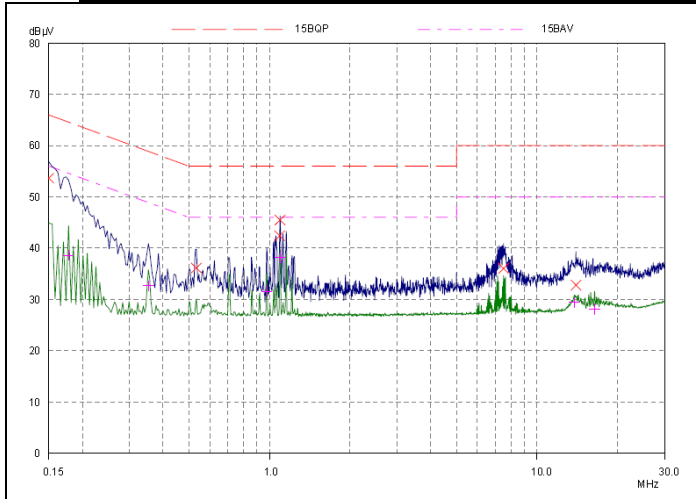


Final Measurement Results

Frequency MHz	QP Level dBµV	QP Limit dBµV	QP Delta dB	Phase	PE
0.15	51.84	66.00	14.16	N	gnd
0.49765	36.38	56.04	19.66	N	gnd
0.98203	40.32	56.00	15.68	N	gnd
1.1539	46.94	56.00	9.06	N	gnd
14.49765	31.95	60.00	28.05	N	gnd
16.61484	32.69	60.00	27.31	N	gnd

Frequency MHz	AV Level dBµV	AV Limit dBµV	AV Delta dB	Phase	PE
0.17734	35.55	54.61	19.06	N	gnd
0.50156	30.23	46.00	15.77	N	gnd
0.97812	32.84	46.00	13.16	N	gnd
1.1539	38.57	46.00	7.43	N	gnd
13.81015	30.10	50.00	19.90	N	gnd
16.39609	30.24	50.00	19.76	N	gnd

802.11ac (HT20) , Channel No.: 149, L Line



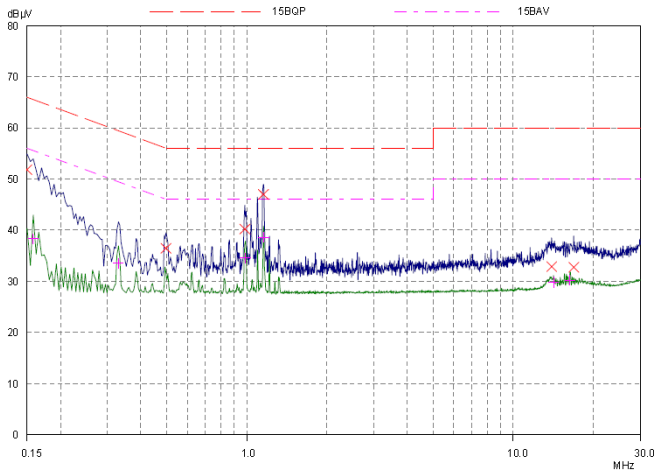
Final Measurement Results

Frequency MHz	QP Level dBµV	QP Limit dBµV	QP Delta dB	Phase	PE
0.15	53.64	66.00	12.36	L1	gnd
0.53281	36.14	56.00	19.86	L1	gnd
1.0914	42.40	56.00	13.60	L1	gnd
1.09531	45.48	56.00	10.52	L1	gnd
7.48593	36.05	60.00	23.95	L1	gnd
13.99375	32.78	60.00	27.22	L1	gnd

Frequency MHz	AV Level dBµV	AV Limit dBµV	AV Delta dB	Phase	PE
0.17734	38.64	54.61	15.97	L1	gnd
0.35312	32.70	48.89	16.19	L1	gnd
0.97812	31.46	46.00	14.54	L1	gnd
1.09531	38.22	46.00	7.78	L1	gnd
13.81406	29.40	50.00	20.60	L1	gnd
16.42343	28.13	50.00	21.87	L1	gnd



802.11ac (HT20) , Channel No.: 149, N Line

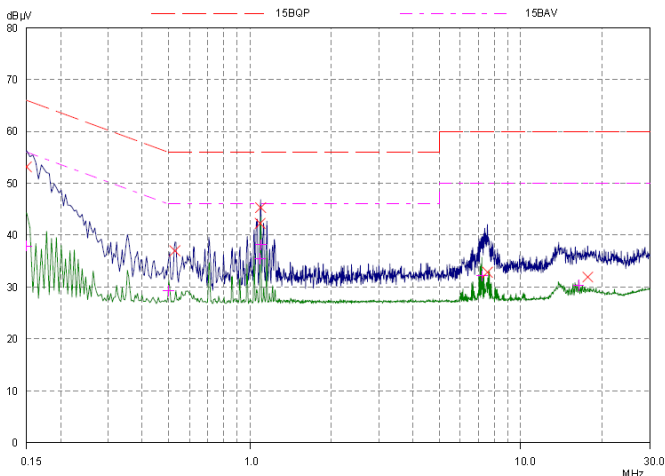


Final Measurement Results

Frequency MHz	QP Level dBμV	QP Limit dBμV	QP Delta dB	Phase	PE
0.15	51.84	66.00	14.16	N	gnd
0.49765	36.46	56.04	19.58	N	gnd
0.98203	40.24	56.00	15.76	N	gnd
1.1539	47.00	56.00	9.00	N	gnd
13.9625	32.86	60.00	27.14	N	gnd
16.86484	32.76	60.00	27.24	N	gnd

Frequency MHz	AV Level dBμV	AV Limit dBμV	AV Delta dB	Phase	PE
0.15781	38.31	55.58	17.27	N	gnd
0.32968	33.52	49.46	15.94	N	gnd
0.98984	34.54	46.00	11.46	N	gnd
1.1539	38.62	46.00	7.38	N	gnd
14.16953	29.78	50.00	20.22	N	gnd
16.34921	30.24	50.00	19.76	N	gnd

802.11ac (HT20) , Channel No.: 157, L Line

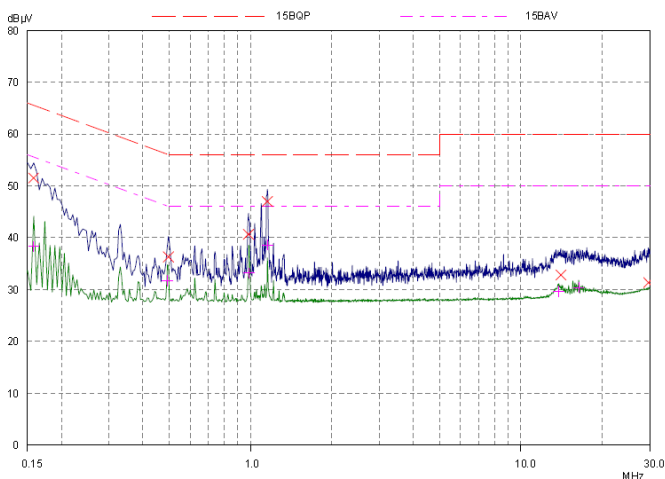


Final Measurement Results

Frequency MHz	QP Level dBμV	QP Limit dBμV	QP Delta dB	Phase	PE
0.15	53.18	66.00	12.82	L1	gnd
0.5289	37.00	56.00	19.00	L1	gnd
1.0914	42.26	56.00	13.74	L1	gnd
1.09531	45.28	56.00	10.72	L1	gnd
7.54453	32.85	60.00	27.15	L1	gnd
17.68906	31.94	60.00	28.06	L1	gnd

Frequency MHz	AV Level dBμV	AV Limit dBμV	AV Delta dB	Phase	PE
0.15	37.94	56.00	18.06	L1	gnd
0.50156	29.29	46.00	16.71	L1	gnd
1.0914	35.43	46.00	10.57	L1	gnd
1.09531	38.17	46.00	7.83	L1	gnd
7.19687	32.13	50.00	17.87	L1	gnd
16.39609	30.31	50.00	19.69	L1	gnd

802.11ac (HT20) , Channel No.: 157, N Line

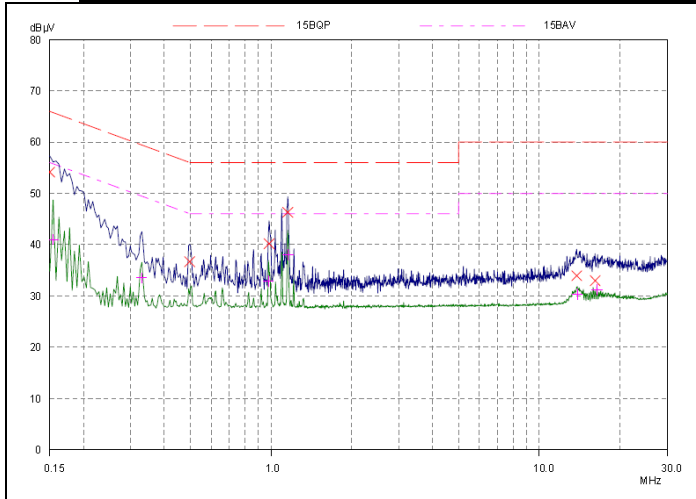


Final Measurement Results

Frequency MHz	QP Level dBμV	QP Limit dBμV	QP Delta dB	Phase	PE
0.15781	51.50	65.58	14.08	N	gnd
0.49765	36.30	56.04	19.74	N	gnd
0.98203	40.64	56.00	15.36	N	gnd
1.1539	47.00	56.00	9.00	N	gnd
14.04453	32.81	60.00	27.19	N	gnd
29.59531	31.34	60.00	28.66	N	gnd

Frequency MHz	AV Level dBμV	AV Limit dBμV	AV Delta dB	Phase	PE
0.15781	38.31	55.58	17.27	N	gnd
0.49375	31.70	46.10	14.40	N	gnd
0.98593	33.16	46.00	12.84	N	gnd
1.1539	38.62	46.00	7.38	N	gnd
13.82968	29.63	50.00	20.37	N	gnd
16.35312	30.38	50.00	19.62	N	gnd

802.11ac (HT20) , Channel No.: 165, L Line

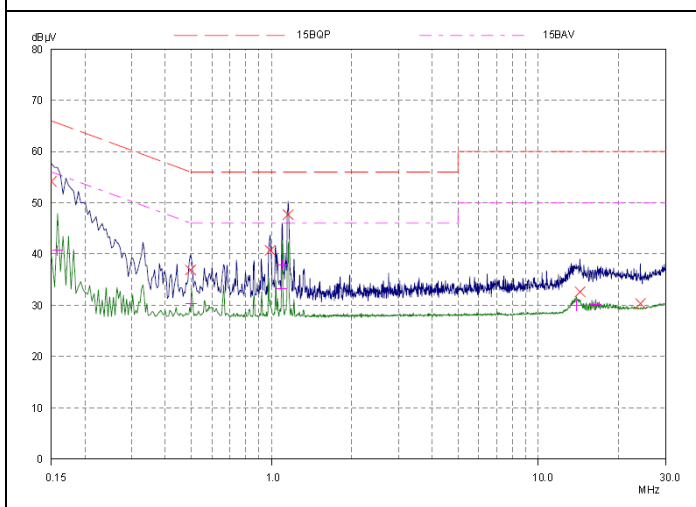


Final Measurement Results

Frequency MHz	QP Level dBµV	QP Limit dBµV	QP Delta dB	Phase	PE
-	-	-	-	-	-
0.15	54.16	66.00	11.84	L1	gnd
0.49765	36.68	56.04	19.36	L1	gnd
0.98203	40.18	56.00	15.82	L1	gnd
1.1539	46.32	56.00	9.68	L1	gnd
13.775	33.93	60.00	26.07	L1	gnd
16.15781	32.98	60.00	27.02	L1	gnd

Frequency MHz	AV Level dBµV	AV Limit dBµV	AV Delta dB	Phase	PE
-	-	-	-	-	-
0.1539	41.01	55.79	14.78	L1	gnd
0.32968	33.52	49.46	15.94	L1	gnd
0.97812	32.88	46.00	13.12	L1	gnd
1.1539	38.01	46.00	7.99	L1	gnd
13.86484	30.31	50.00	19.69	L1	gnd
16.41562	31.15	50.00	18.85	L1	gnd

802.11ac (HT20) , Channel No.: 165, N Line

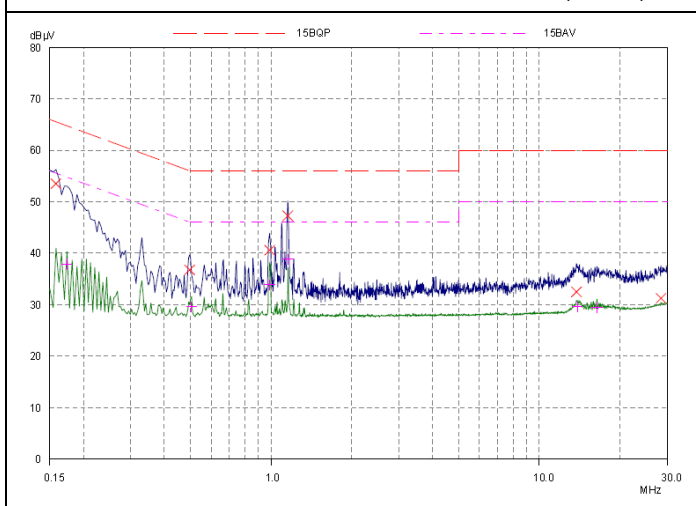


Final Measurement Results

Frequency MHz	QP Level dBµV	QP Limit dBµV	QP Delta dB	Phase	PE
-	-	-	-	-	-
0.15	54.18	66.00	11.82	N	gnd
0.49765	36.92	56.04	19.12	N	gnd
0.98984	40.74	56.00	15.26	N	gnd
1.1539	47.68	56.00	8.32	N	gnd
14.34921	32.62	60.00	27.38	N	gnd
24.10703	30.34	60.00	29.66	N	gnd

Frequency MHz	AV Level dBµV	AV Limit dBµV	AV Delta dB	Phase	PE
-	-	-	-	-	-
0.15781	40.70	55.58	14.88	N	gnd
0.50156	30.42	46.00	15.58	N	gnd
1.0914	33.30	46.00	12.70	N	gnd
1.09531	37.91	46.00	8.09	N	gnd
13.91171	29.98	50.00	20.02	N	gnd
16.43515	30.12	50.00	19.88	N	gnd

802.11ac (HT40) , Channel No.: 38, L Line

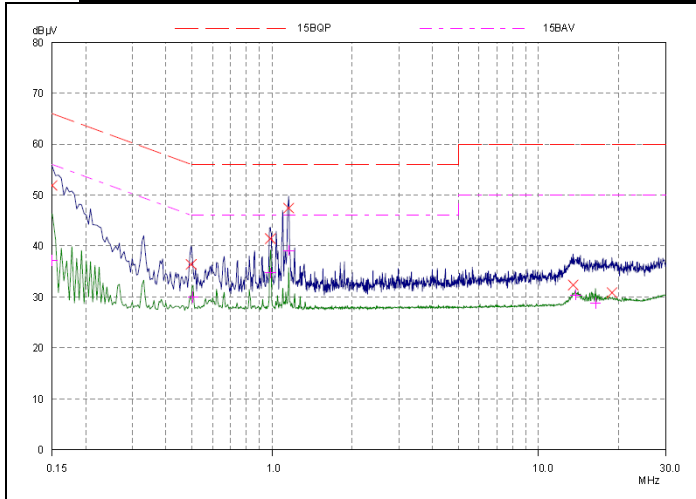


Final Measurement Results

Frequency MHz	QP Level dBµV	QP Limit dBµV	QP Delta dB	Phase	PE
-	-	-	-	-	-
0.15781	53.54	65.58	12.04	L1	gnd
0.49765	36.76	56.04	19.28	L1	gnd
0.98984	40.58	56.00	15.42	L1	gnd
1.1539	47.28	56.00	8.72	L1	gnd
13.76718	32.51	60.00	27.49	L1	gnd
28.41953	31.27	60.00	28.73	L1	gnd

Frequency MHz	AV Level dBµV	AV Limit dBµV	AV Delta dB	Phase	PE
-	-	-	-	-	-
0.17343	37.87	54.79	16.92	L1	gnd
0.50546	29.57	46.00	16.43	L1	gnd
0.98984	33.90	46.00	12.10	L1	gnd
1.15781	38.81	46.00	7.19	L1	gnd
13.86875	29.56	50.00	20.44	L1	gnd
16.39999	29.39	50.00	20.61	L1	gnd

802.11ac (HT40) , Channel No.: 38, N Line

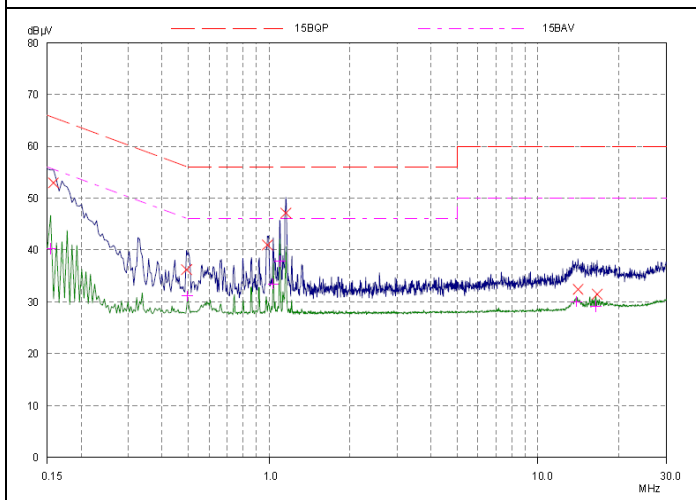


Final Measurement Results

Frequency MHz	QP Level dBµV	QP Limit dBµV	QP Delta dB	Phase	PE
0.15	51.88	66.00	14.12	N	gnd
0.49765	36.38	56.04	19.66	N	gnd
0.98593	41.44	56.00	14.56	N	gnd
1.1539	47.44	56.00	8.56	N	gnd
13.49375	32.34	60.00	27.66	N	gnd
18.88437	30.84	60.00	29.16	N	gnd

Frequency MHz	AV Level dBµV	AV Limit dBµV	AV Delta dB	Phase	PE
0.15	37.16	56.00	18.84	N	gnd
0.50546	29.97	46.00	16.03	N	gnd
0.98984	34.70	46.00	11.30	N	gnd
1.1539	39.14	46.00	6.86	N	gnd
13.79062	30.43	50.00	19.57	N	gnd
16.36874	28.78	50.00	21.22	N	gnd

802.11ac (HT40) , Channel No.: 46, L Line



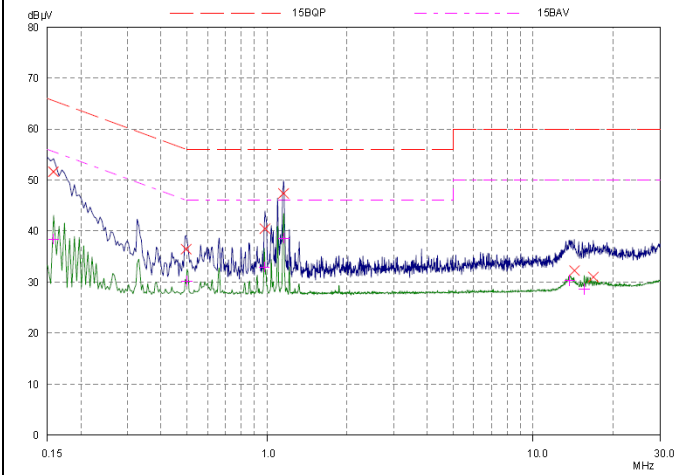
Final Measurement Results

Frequency MHz	QP Level dBµV	QP Limit dBµV	QP Delta dB	Phase	PE
0.15781	52.98	65.58	12.60	L1	gnd
0.49375	36.20	56.10	19.90	L1	gnd
0.98593	41.00	56.00	15.00	L1	gnd
1.1539	47.14	56.00	8.86	L1	gnd
14.10312	32.41	60.00	27.59	L1	gnd
16.58749	31.47	60.00	28.53	L1	gnd

Frequency MHz	AV Level dBµV	AV Limit dBµV	AV Delta dB	Phase	PE
0.1539	40.31	55.79	15.48	L1	gnd
0.49765	31.14	46.04	14.90	L1	gnd
1.03671	33.43	46.00	12.57	L1	gnd
1.09531	37.80	46.00	8.20	L1	gnd
13.9039	30.04	50.00	19.96	L1	gnd
16.43124	29.10	50.00	20.90	L1	gnd



802.11ac (HT40) , Channel No.: 46, N Line

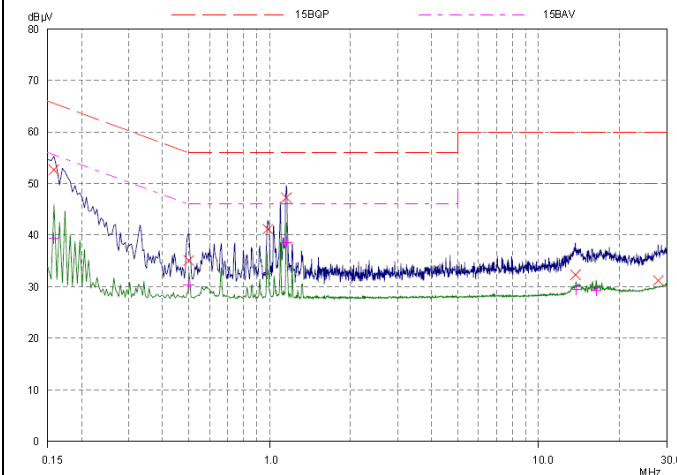


Final Measurement Results

Frequency MHz	QP Level dBμV	QP Limit dBμV	QP Delta dB	Phase	PE
0.15781	51.64	65.58	13.94	N	gnd
0.49765	36.46	56.04	19.58	N	gnd
0.98203	40.46	56.00	15.54	N	gnd
1.1539	47.36	56.00	8.64	N	gnd
14.31015	32.26	60.00	27.74	N	gnd
16.85312	31.00	60.00	29.00	N	gnd

Frequency MHz	AV Level dBμV	AV Limit dBμV	AV Delta dB	Phase	PE
0.15781	38.46	55.58	17.12	N	gnd
0.50156	30.23	46.00	15.77	N	gnd
0.97812	32.93	46.00	13.07	N	gnd
1.15781	38.62	46.00	7.38	N	gnd
13.72812	30.30	50.00	19.70	N	gnd
15.58359	28.58	50.00	21.42	N	gnd

802.11ac (HT40) , Channel No.: 54, L Line

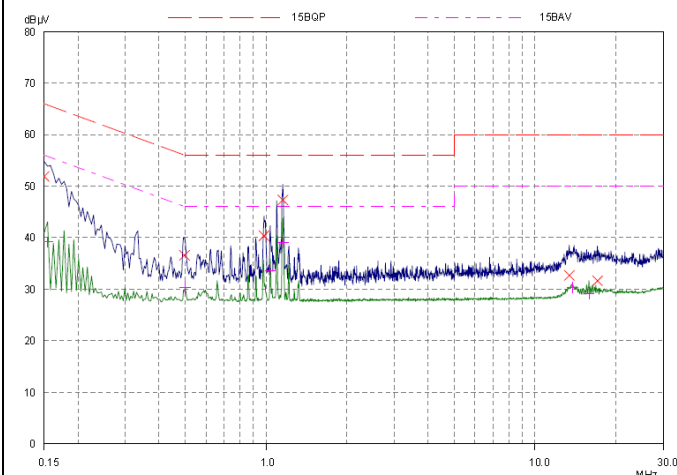


Final Measurement Results

Frequency MHz	QP Level dBμV	QP Limit dBμV	QP Delta dB	Phase	PE
0.15781	52.68	65.58	12.90	L1	gnd
0.50156	35.08	56.00	20.92	L1	gnd
0.98593	41.16	56.00	14.84	L1	gnd
1.1539	47.24	56.00	8.76	L1	gnd
13.7125	32.33	60.00	27.67	L1	gnd
27.8375	31.16	60.00	28.84	L1	gnd

Frequency MHz	AV Level dBμV	AV Limit dBμV	AV Delta dB	Phase	PE
0.15781	39.41	55.58	16.17	L1	gnd
0.50156	30.36	46.00	15.64	L1	gnd
0.97812	32.60	46.00	13.40	L1	gnd
1.1539	38.62	46.00	7.38	L1	gnd
13.79843	29.47	50.00	20.53	L1	gnd
16.36093	29.24	50.00	20.76	L1	gnd

802.11ac (HT40) , Channel No.: 54, N Line



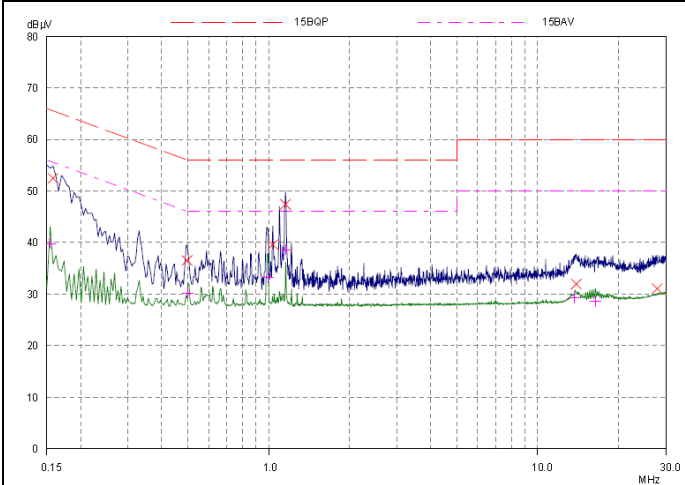
Final Measurement Results

Frequency MHz	QP Level dBμV	QP Limit dBμV	QP Delta dB	Phase	PE
0.15	51.90	66.00	14.10	N	gnd
0.49765	36.58	56.04	19.46	N	gnd
0.98203	40.38	56.00	15.62	N	gnd
1.1539	47.32	56.00	8.68	N	gnd
13.42734	32.68	60.00	27.32	N	gnd
17.0875	31.64	60.00	28.36	N	gnd

Frequency MHz	AV Level dBμV	AV Limit dBμV	AV Delta dB	Phase	PE
0.1539	39.18	55.79	16.61	N	gnd
0.50156	30.29	46.00	15.71	N	gnd
1.03671	33.65	46.00	12.35	N	gnd
1.1539	39.00	46.00	7.00	N	gnd
13.79062	30.30	50.00	19.70	N	gnd
15.87656	29.14	50.00	20.86	N	gnd



802.11ac (HT40) , Channel No.: 62, L Line

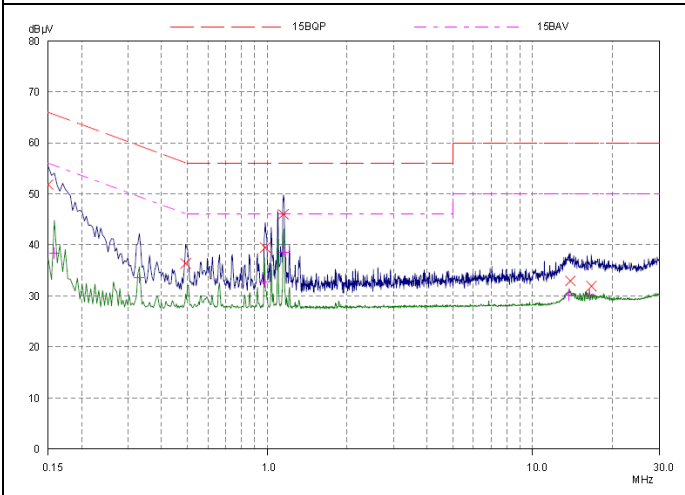


Final Measurement Results

Frequency MHz	QP Level dBμV	QP Limit dBμV	QP Delta dB	Phase	PE
-	-	-	-	-	-
0.15781	52.46	65.58	13.12	L1	gnd
0.49765	36.50	56.04	19.54	L1	gnd
1.03671	39.58	56.00	16.42	L1	gnd
1.1539	47.40	56.00	8.60	L1	gnd
13.9039	31.92	60.00	28.08	L1	gnd
27.78671	31.05	60.00	28.95	L1	gnd

Frequency MHz	AV Level dBμV	AV Limit dBμV	AV Delta dB	Phase	PE
-	-	-	-	-	-
0.1539	39.81	55.79	15.98	L1	gnd
0.50156	30.23	46.00	15.77	L1	gnd
0.99375	33.30	46.00	12.70	L1	gnd
1.15781	38.57	46.00	7.43	L1	gnd
13.74765	29.33	50.00	20.67	L1	gnd
16.40781	28.62	50.00	21.38	L1	gnd

802.11ac (HT40) , Channel No.: 62, N Line

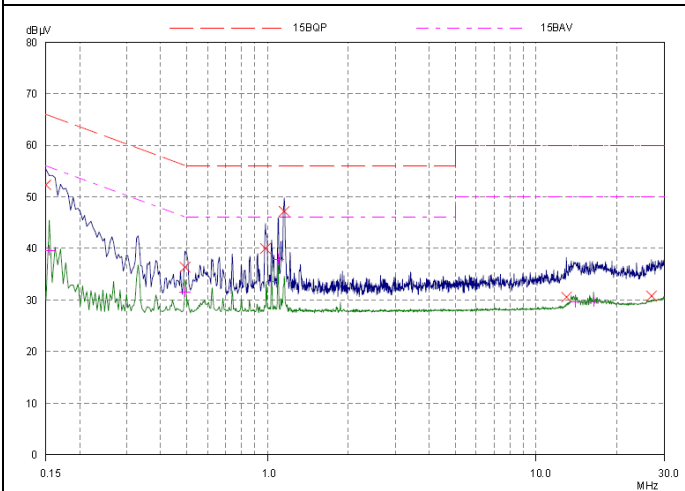


Final Measurement Results

Frequency MHz	QP Level dBμV	QP Limit dBμV	QP Delta dB	Phase	PE
-	-	-	-	-	-
0.15	51.82	66.00	14.18	N	gnd
0.49375	36.36	56.10	19.74	N	gnd
0.98203	39.48	56.00	16.52	N	gnd
1.15	46.00	56.00	10.00	N	gnd
13.88046	32.94	60.00	27.06	N	gnd
16.66953	31.91	60.00	28.09	N	gnd

Frequency MHz	AV Level dBμV	AV Limit dBμV	AV Delta dB	Phase	PE
-	-	-	-	-	-
0.15781	38.41	55.58	17.17	N	gnd
0.32968	33.52	49.46	15.94	N	gnd
0.97812	32.74	46.00	13.26	N	gnd
1.15781	38.57	46.00	7.43	N	gnd
13.74765	30.17	50.00	19.83	N	gnd
16.36874	30.11	50.00	19.89	N	gnd

802.11ac (HT40) , Channel No.: 102, L Line



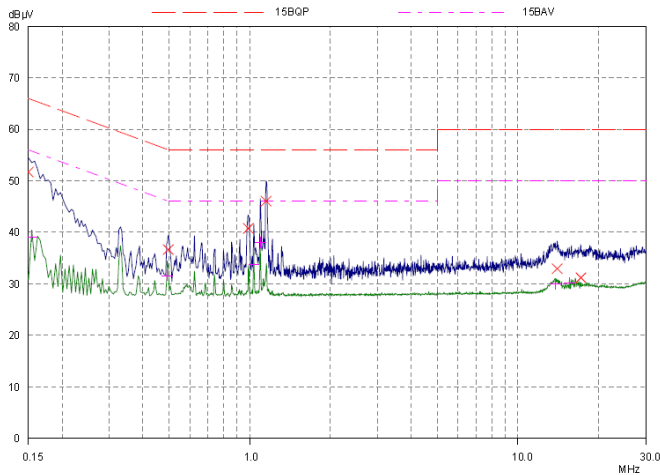
Final Measurement Results

Frequency MHz	QP Level dBμV	QP Limit dBμV	QP Delta dB	Phase	PE
-	-	-	-	-	-
0.15	52.34	66.00	13.66	L1	gnd
0.49375	36.36	56.10	19.74	L1	gnd
0.98203	40.00	56.00	16.00	L1	gnd
1.1539	47.20	56.00	8.80	L1	gnd
12.98593	30.56	60.00	29.44	L1	gnd
26.88046	30.78	60.00	29.22	L1	gnd

Frequency MHz	AV Level dBμV	AV Limit dBμV	AV Delta dB	Phase	PE
-	-	-	-	-	-
0.1539	39.63	55.79	16.16	L1	gnd
0.49375	31.59	46.10	14.51	L1	gnd
1.03671	33.65	46.00	12.35	L1	gnd
1.09531	37.91	46.00	8.09	L1	gnd
14.0289	29.64	50.00	20.36	L1	gnd
16.36093	29.69	50.00	20.31	L1	gnd



802.11ac (HT40) , Channel No.: 102, N Line

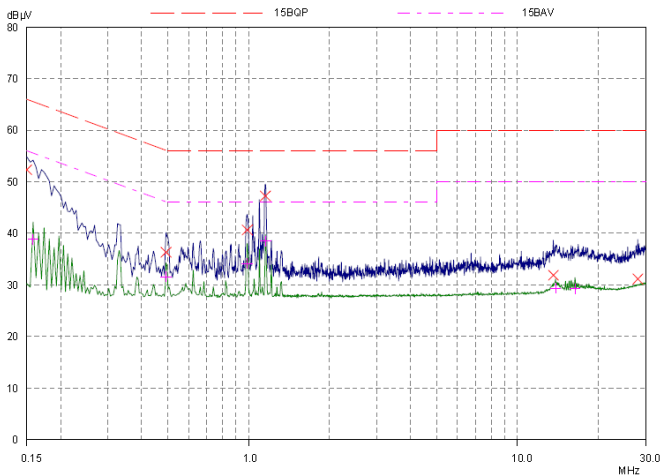


Final Measurement Results

Frequency MHz	QP Level dBµV	QP Limit dBµV	QP Delta dB	Phase	PE
0.15	51.68	66.00	14.32	N	gnd
0.49765	36.66	56.04	19.38	N	gnd
0.98984	40.76	56.00	15.24	N	gnd
1.15	46.08	56.00	9.92	N	gnd
14.0289	32.93	60.00	27.07	N	gnd
17.16171	31.20	60.00	28.80	N	gnd

Frequency MHz	AV Level dBµV	AV Limit dBµV	AV Delta dB	Phase	PE
0.1539	39.09	55.79	16.70	N	gnd
0.49375	31.59	46.10	14.51	N	gnd
1.03671	33.73	46.00	12.27	N	gnd
1.09531	38.01	46.00	7.99	N	gnd
13.78671	30.03	50.00	19.97	N	gnd
15.57578	30.20	50.00	19.80	N	gnd

802.11ac (HT40) , Channel No.: 110, L Line

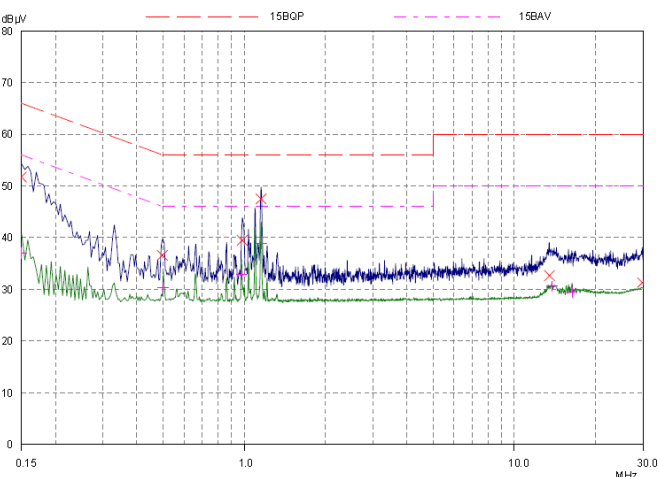


Final Measurement Results

Frequency MHz	QP Level dBµV	QP Limit dBµV	QP Delta dB	Phase	PE
0.15	52.34	66.00	13.66	L1	gnd
0.49375	36.34	56.10	19.76	L1	gnd
0.98984	40.66	56.00	15.34	L1	gnd
1.1539	47.26	56.00	8.74	L1	gnd
13.61484	31.85	60.00	28.15	L1	gnd
28.06406	31.15	60.00	28.85	L1	gnd

Frequency MHz	AV Level dBµV	AV Limit dBµV	AV Delta dB	Phase	PE
0.15781	38.81	55.58	16.77	L1	gnd
0.49375	31.59	46.10	14.51	L1	gnd
0.98984	34.15	46.00	11.85	L1	gnd
1.1539	38.47	46.00	7.53	L1	gnd
13.86484	29.34	50.00	20.66	L1	gnd
16.37265	29.24	50.00	20.76	L1	gnd

802.11ac (HT40) , Channel No.: 110, N Line

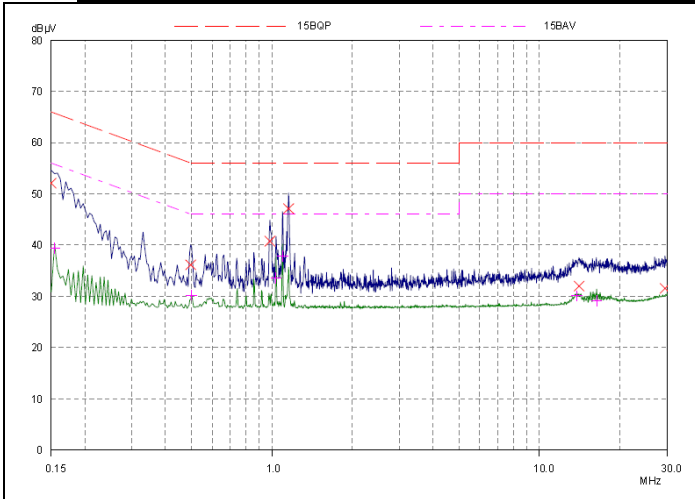


Final Measurement Results

Frequency MHz	QP Level dBµV	QP Limit dBµV	QP Delta dB	Phase	PE
0.15	51.74	66.00	14.26	N	gnd
0.49765	36.56	56.04	19.48	N	gnd
0.98203	39.46	56.00	16.54	N	gnd
1.1539	47.48	56.00	8.52	N	gnd
13.48593	32.66	60.00	27.34	N	gnd
29.79453	31.31	60.00	28.69	N	gnd

Frequency MHz	AV Level dBµV	AV Limit dBµV	AV Delta dB	Phase	PE
0.15	37.05	56.00	18.95	N	gnd
0.50156	30.29	46.00	15.71	N	gnd
0.97812	32.84	46.00	13.16	N	gnd
1.1539	38.90	46.00	7.10	N	gnd
13.78281	30.56	50.00	19.44	N	gnd
16.36093	29.47	50.00	20.53	N	gnd

802.11ac (HT40) , Channel No.: 142, L Line

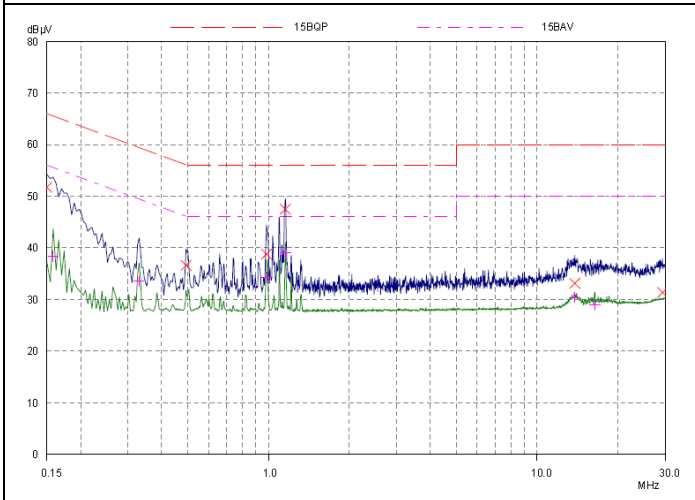


Final Measurement Results

Frequency MHz	QP Level dBµV	QP Limit dBµV	QP Delta dB	Phase	PE
0.15	52.08	66.00	13.92	L1	gnd
0.49765	36.16	56.04	19.88	L1	gnd
0.98203	40.76	56.00	15.24	L1	gnd
1.1539	47.12	56.00	8.88	L1	gnd
14.06796	32.01	60.00	27.99	L1	gnd
29.48203	31.55	60.00	28.45	L1	gnd

Frequency MHz	AV Level dBµV	AV Limit dBµV	AV Delta dB	Phase	PE
0.1539	39.41	55.79	16.38	L1	gnd
0.50156	30.23	46.00	15.77	L1	gnd
1.03671	33.56	46.00	12.44	L1	gnd
1.09531	37.86	46.00	8.14	L1	gnd
13.82968	30.11	50.00	19.89	L1	gnd
16.39218	29.09	50.00	20.91	L1	gnd

802.11ac (HT40) , Channel No.: 142, N Line

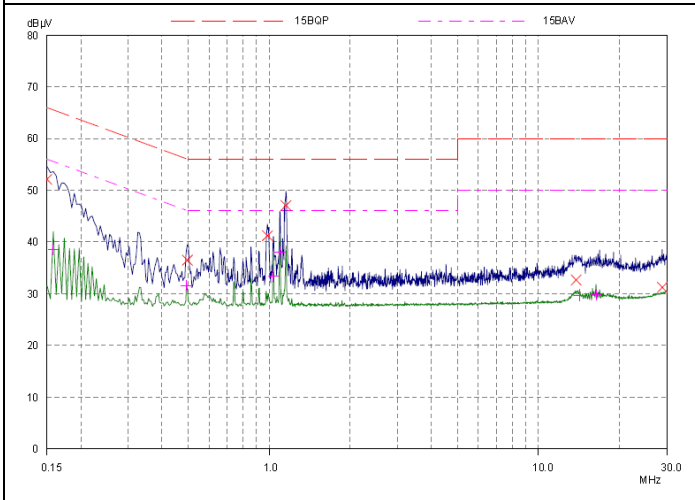


Final Measurement Results

Frequency MHz	QP Level dBµV	QP Limit dBµV	QP Delta dB	Phase	PE
0.15	51.74	66.00	14.26	N	gnd
0.49375	36.62	56.10	19.48	N	gnd
0.98203	38.76	56.00	17.24	N	gnd
1.1539	47.50	56.00	8.50	N	gnd
13.81015	33.11	60.00	26.89	N	gnd
29.2789	31.34	60.00	28.66	N	gnd

Frequency MHz	AV Level dBµV	AV Limit dBµV	AV Delta dB	Phase	PE
0.15781	38.36	55.58	17.22	N	gnd
0.32968	33.52	49.46	15.94	N	gnd
0.98984	34.23	46.00	11.77	N	gnd
1.1539	39.04	46.00	6.96	N	gnd
13.78671	30.43	50.00	19.57	N	gnd
16.4039	29.01	50.00	20.99	N	gnd

802.11ac (HT40) , Channel No.: 151, L Line



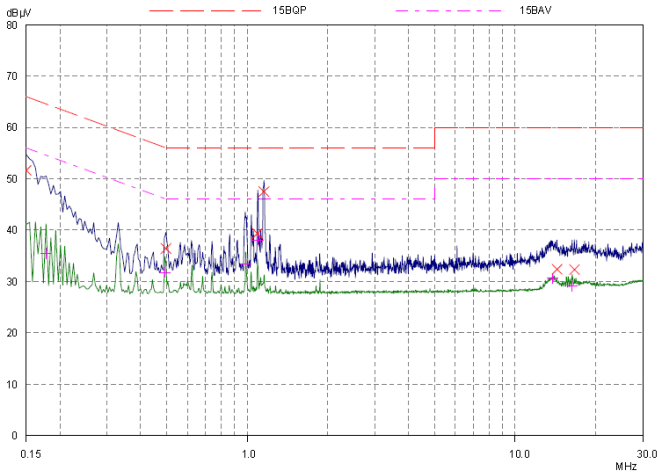
Final Measurement Results

Frequency MHz	QP Level dBµV	QP Limit dBµV	QP Delta dB	Phase	PE
0.15	52.10	66.00	13.90	L1	gnd
0.49765	36.48	56.04	19.56	L1	gnd
0.98593	41.24	56.00	14.76	L1	gnd
1.1539	47.04	56.00	8.96	L1	gnd
13.78671	32.67	60.00	27.33	L1	gnd
28.81406	31.22	60.00	28.78	L1	gnd

Frequency MHz	AV Level dBµV	AV Limit dBµV	AV Delta dB	Phase	PE
0.15781	38.56	55.58	17.02	L1	gnd
0.49375	31.59	46.10	14.51	L1	gnd
1.03671	33.47	46.00	12.53	L1	gnd
1.09531	38.07	46.00	7.93	L1	gnd
14.20078	29.64	50.00	20.36	L1	gnd
16.39218	29.76	50.00	20.24	L1	gnd



802.11ac (HT40) , Channel No.: 151, N Line

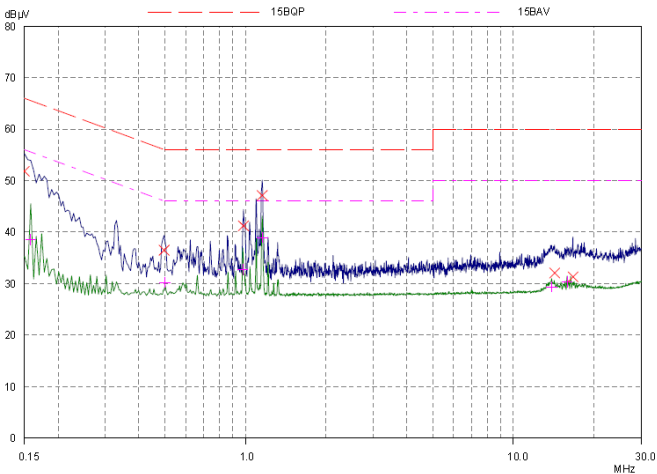


Final Measurement Results

Frequency MHz	QP Level dBµV	QP Limit dBµV	QP Delta dB	Phase	PE
0.15	51.66	66.00	14.34	N	gnd
0.49765	36.42	56.04	19.62	N	gnd
1.0914	39.32	56.00	16.68	N	gnd
1.1539	47.48	56.00	8.52	N	gnd
14.3375	32.38	60.00	27.62	N	gnd
16.62656	32.31	60.00	27.69	N	gnd

Frequency MHz	AV Level dBµV	AV Limit dBµV	AV Delta dB	Phase	PE
0.17734	35.48	54.61	19.13	N	gnd
0.49375	31.75	46.10	14.35	N	gnd
0.98593	33.43	46.00	12.57	N	gnd
1.09531	38.07	46.00	7.93	N	gnd
13.82187	30.57	50.00	19.43	N	gnd
16.3414	29.09	50.00	20.91	N	gnd

802.11ac (HT40) , Channel No.: 159, L Line

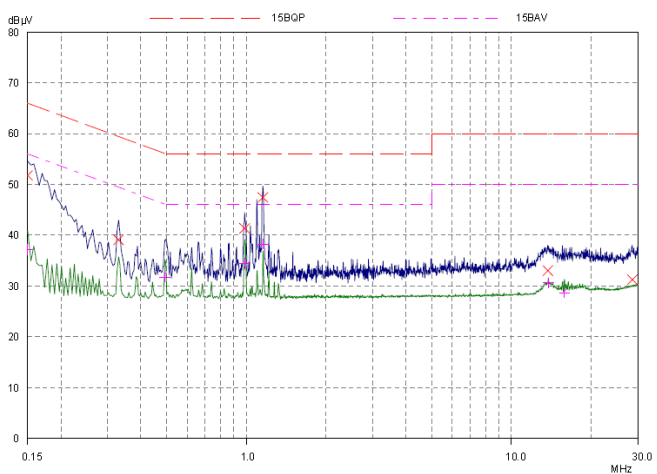


Final Measurement Results

Frequency MHz	QP Level dBµV	QP Limit dBµV	QP Delta dB	Phase	PE
0.15	51.84	66.00	14.16	L1	gnd
0.49765	36.48	56.04	19.56	L1	gnd
0.98203	41.20	56.00	14.80	L1	gnd
1.1539	47.12	56.00	8.88	L1	gnd
14.26328	32.08	60.00	27.92	L1	gnd
16.68515	31.31	60.00	28.69	L1	gnd

Frequency MHz	AV Level dBµV	AV Limit dBµV	AV Delta dB	Phase	PE
0.15781	38.56	55.58	17.02	L1	gnd
0.50156	30.23	46.00	15.77	L1	gnd
0.97812	32.79	46.00	13.21	L1	gnd
1.1539	38.95	46.00	7.05	L1	gnd
13.91171	29.34	50.00	20.66	L1	gnd
15.88046	30.28	50.00	19.72	L1	gnd

802.11ac (HT40) , Channel No.: 159, N Line



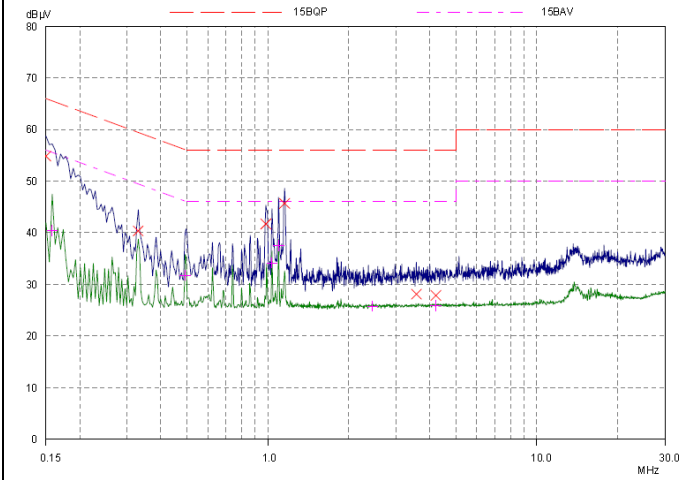
Final Measurement Results

Frequency MHz	QP Level dBµV	QP Limit dBµV	QP Delta dB	Phase	PE
0.15	51.78	66.00	14.22	N	gnd
0.32968	39.07	59.46	20.39	N	gnd
0.98593	41.34	56.00	14.66	N	gnd
1.1539	47.42	56.00	8.58	N	gnd
13.72421	33.03	60.00	26.97	N	gnd
28.59921	31.23	60.00	28.77	N	gnd

Frequency MHz	AV Level dBµV	AV Limit dBµV	AV Delta dB	Phase	PE
0.15	37.11	56.00	18.89	N	gnd
0.49375	31.80	46.10	14.30	N	gnd
0.98984	34.47	46.00	11.53	N	gnd
1.15781	38.27	46.00	7.73	N	gnd
13.80234	30.56	50.00	19.44	N	gnd
15.85703	28.67	50.00	21.33	N	gnd



802.11ac HT80, Channel No.: 42, L Line

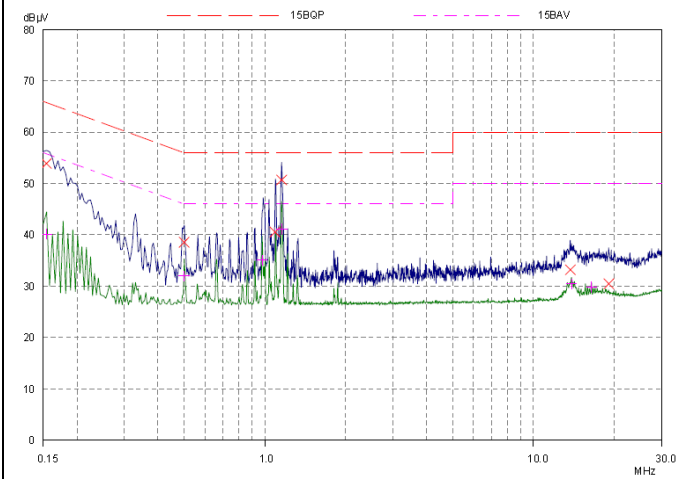


Final Measurement Results

Frequency MHz	QP Level dBµV	QP Limit dBµV	QP Delta dB	Phase	PE
0.15	54.82	66.00	11.18	L1	gnd
0.32968	40.37	59.46	19.09	L1	gnd
0.98203	41.70	56.00	14.30	L1	gnd
1.1539	45.70	56.00	10.30	L1	gnd
3.56406	28.13	56.00	27.87	L1	gnd
4.20859	27.86	56.00	28.14	L1	gnd

Frequency MHz	AV Level dBµV	AV Limit dBµV	AV Delta dB	Phase	PE
0.15781	40.39	55.58	15.19	L1	gnd
0.49375	31.80	46.10	14.30	L1	gnd
1.03671	34.15	46.00	11.85	L1	gnd
1.09531	37.53	46.00	8.47	L1	gnd
2.45078	25.78	46.00	20.22	L1	gnd
4.2125	25.88	46.00	20.12	L1	gnd

802.11ac HT80, Channel No.: 42, N Line

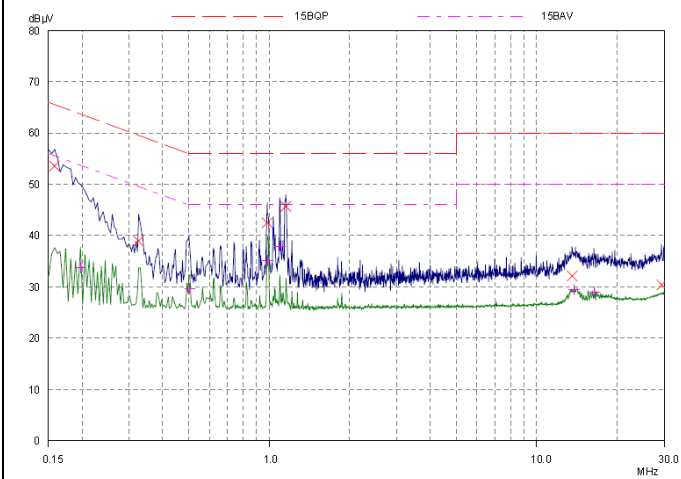


Final Measurement Results

Frequency MHz	QP Level dBµV	QP Limit dBµV	QP Delta dB	Phase	PE
0.1539	53.90	65.79	11.89	N	gnd
0.50156	38.56	56.00	17.44	N	gnd
1.0914	40.52	56.00	15.48	N	gnd
1.1539	50.72	56.00	5.28	N	gnd
13.69687	33.21	60.00	26.79	N	gnd
19.05234	30.47	60.00	29.53	N	gnd

Frequency MHz	AV Level dBµV	AV Limit dBµV	AV Delta dB	Phase	PE
0.1539	40.14	55.79	15.65	N	gnd
0.50156	31.96	46.00	14.04	N	gnd
0.97812	35.07	46.00	10.93	N	gnd
1.1539	41.09	46.00	4.91	N	gnd
13.87265	30.44	50.00	19.56	N	gnd
16.45859	29.84	50.00	20.16	N	gnd

802.11ac HT80, Channel No.: 58, L Line

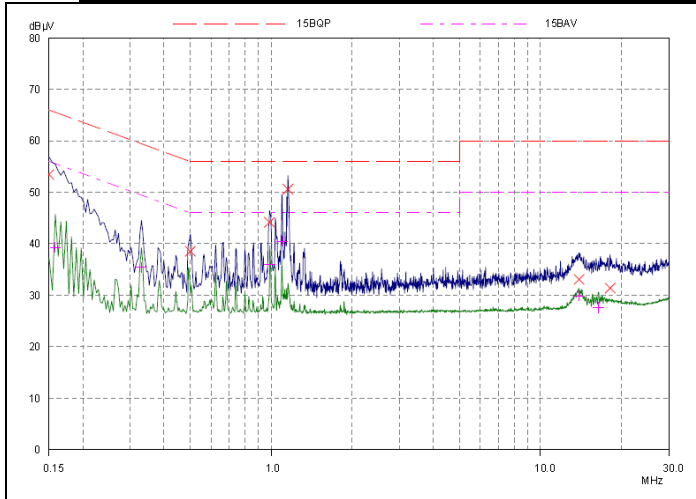


Final Measurement Results

Frequency MHz	QP Level dBµV	QP Limit dBµV	QP Delta dB	Phase	PE
0.15781	53.56	65.58	12.02	L1	gnd
0.32578	38.93	59.56	20.63	L1	gnd
0.98203	42.48	56.00	13.52	L1	gnd
1.1539	45.68	56.00	10.32	L1	gnd
13.54453	32.14	60.00	27.86	L1	gnd
29.26328	30.40	60.00	29.60	L1	gnd

Frequency MHz	AV Level dBµV	AV Limit dBµV	AV Delta dB	Phase	PE
0.19687	33.75	53.74	19.99	L1	gnd
0.50546	29.64	46.00	16.36	L1	gnd
0.98984	35.14	46.00	10.86	L1	gnd
1.09531	37.96	46.00	8.04	L1	gnd
13.84531	29.41	50.00	20.59	L1	gnd
16.45468	28.95	50.00	21.05	L1	gnd

802.11ac HT80, Channel No.: 58, N Line

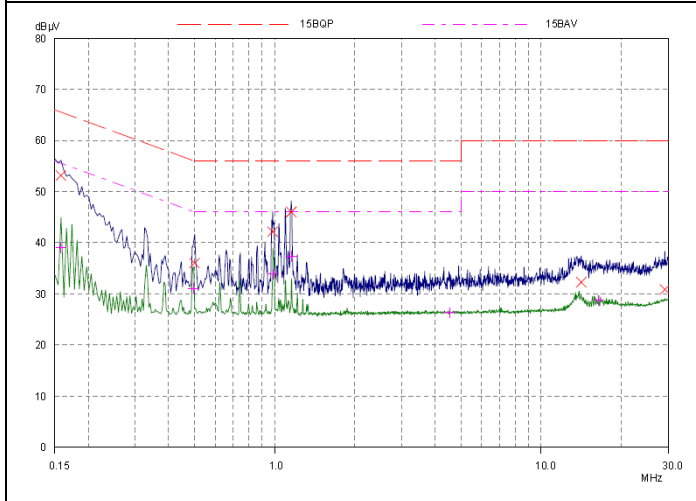


Final Measurement Results

Frequency MHz	QP Level dBµV	QP Limit dBµV	QP Delta dB	Phase	PE
0.15	53.44	66.00	12.56	N	gnd
0.50156	38.54	56.00	17.46	N	gnd
0.98593	44.18	56.00	11.82	N	gnd
1.1539	50.60	56.00	5.40	N	gnd
13.89609	33.04	60.00	26.96	N	gnd
18.12265	31.37	60.00	28.63	N	gnd

Frequency MHz	AV Level dBµV	AV Limit dBµV	AV Delta dB	Phase	PE
0.15781	39.28	55.58	16.30	N	gnd
0.32968	35.41	49.46	14.05	N	gnd
0.98984	36.04	46.00	9.96	N	gnd
1.09531	40.49	46.00	5.51	N	gnd
13.92343	29.91	50.00	20.09	N	gnd
16.41953	27.60	50.00	22.40	N	gnd

802.11ac HT80, Channel No.: 106, L Line

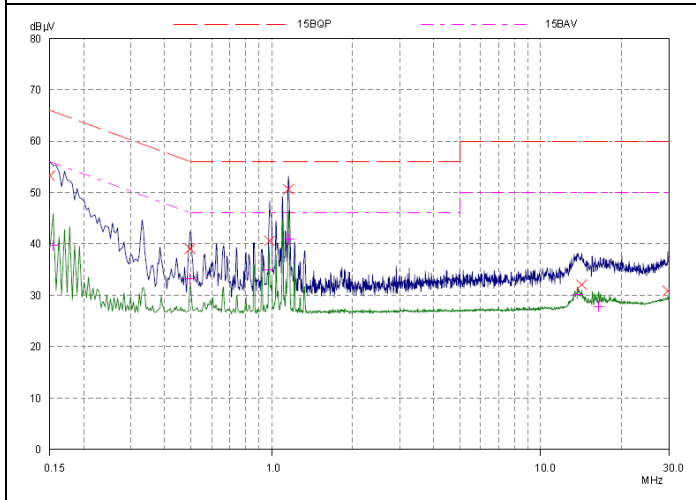


Final Measurement Results

Frequency MHz	QP Level dBµV	QP Limit dBµV	QP Delta dB	Phase	PE
0.15781	53.12	65.58	12.46	L1	gnd
0.50156	36.00	56.00	20.00	L1	gnd
0.98203	42.16	56.00	13.84	L1	gnd
1.1539	46.02	56.00	9.98	L1	gnd
14.15	32.29	60.00	27.71	L1	gnd
29.13046	30.88	60.00	29.12	L1	gnd

Frequency MHz	AV Level dBµV	AV Limit dBµV	AV Delta dB	Phase	PE
0.15781	39.00	55.58	16.58	L1	gnd
0.49765	30.97	46.04	15.07	L1	gnd
0.98593	33.90	46.00	12.10	L1	gnd
1.15781	37.31	46.00	8.69	L1	gnd
4.54453	26.30	46.00	19.70	L1	gnd
16.45468	28.71	50.00	21.29	L1	gnd

802.11ac HT80, Channel No.: 106, N Line

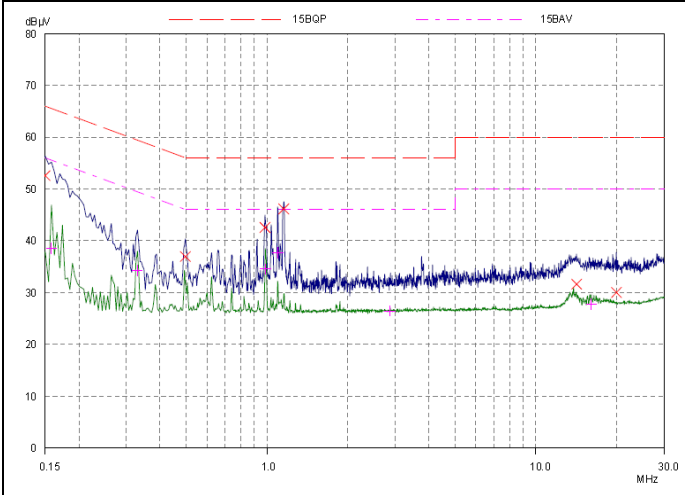


Final Measurement Results

Frequency MHz	QP Level dBµV	QP Limit dBµV	QP Delta dB	Phase	PE
0.15	53.26	66.00	12.74	N	gnd
0.49765	39.06	56.04	16.98	N	gnd
0.98203	40.58	56.00	15.42	N	gnd
1.1539	50.64	56.00	5.36	N	gnd
14.20859	32.05	60.00	27.95	N	gnd
29.72031	30.84	60.00	29.16	N	gnd

Frequency MHz	AV Level dBµV	AV Limit dBµV	AV Delta dB	Phase	PE
0.1539	39.72	55.79	16.07	N	gnd
0.49765	33.23	46.04	12.81	N	gnd
0.97812	35.00	46.00	11.00	N	gnd
1.1539	40.94	46.00	5.06	N	gnd
13.70468	30.24	50.00	19.76	N	gnd
16.45468	27.82	50.00	22.18	N	gnd

802.11ac HT80, Channel No.: 138, L Line

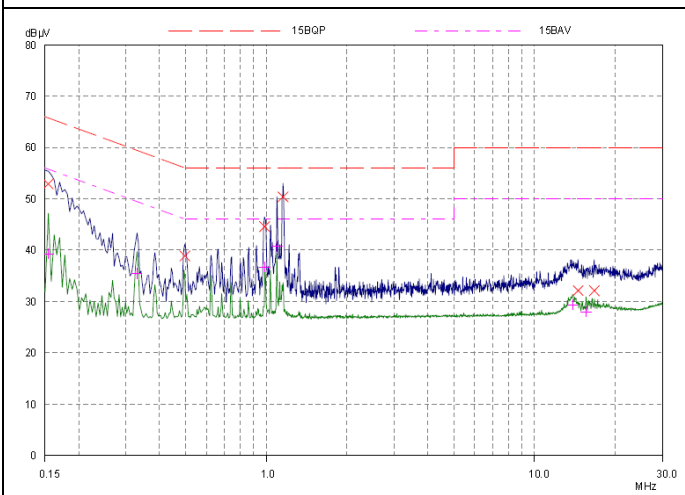


Final Measurement Results

Frequency MHz	QP Level dBµV	QP Limit dBµV	QP Delta dB	Phase	PE
-	-	-	-	-	-
0.15	52.60	66.00	13.40	L1	gnd
0.49765	36.98	56.04	19.06	L1	gnd
0.98203	42.58	56.00	13.42	L1	gnd
1.1539	46.16	56.00	9.84	L1	gnd
14.18906	31.61	60.00	28.39	L1	gnd
19.94687	30.02	60.00	29.98	L1	gnd

Frequency MHz	AV Level dBµV	AV Limit dBµV	AV Delta dB	Phase	PE
-	-	-	-	-	-
0.15781	38.51	55.58	17.07	L1	gnd
0.32968	34.28	49.46	15.18	L1	gnd
0.98593	34.54	46.00	11.46	L1	gnd
1.09531	37.70	46.00	8.30	L1	gnd
2.87265	26.46	46.00	19.54	L1	gnd
16.12656	27.71	50.00	22.29	L1	gnd

802.11ac HT80, Channel No.: 138, N Line

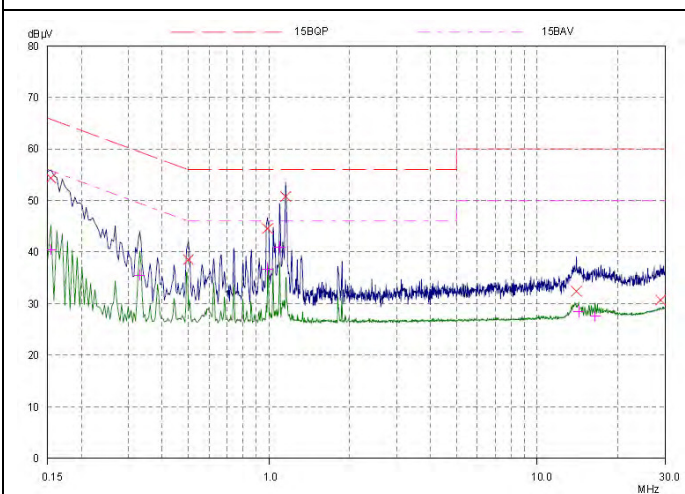


Final Measurement Results

Frequency MHz	QP Level dBµV	QP Limit dBµV	QP Delta dB	Phase	PE
-	-	-	-	-	-
0.1539	52.88	65.79	12.91	N	gnd
0.49765	38.88	56.04	17.16	N	gnd
0.98593	44.58	56.00	11.42	N	gnd
1.1539	50.38	56.00	5.62	N	gnd
14.51718	32.13	60.00	27.87	N	gnd
16.70468	32.09	60.00	27.91	N	gnd

Frequency MHz	AV Level dBµV	AV Limit dBµV	AV Delta dB	Phase	PE
-	-	-	-	-	-
0.1539	39.28	55.79	16.51	N	gnd
0.32968	35.48	49.46	13.98	N	gnd
0.98984	36.73	46.00	9.27	N	gnd
1.09531	40.72	46.00	5.28	N	gnd
13.86093	29.34	50.00	20.66	N	gnd
15.59531	27.99	50.00	22.01	N	gnd

802.11ac HT80, Channel No.: 155, L Line

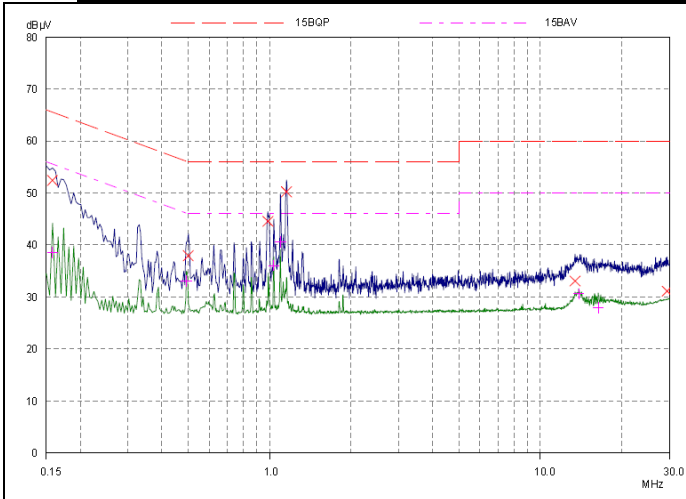


Final Measurement Results

Frequency MHz	QP Level dBµV	QP Limit dBµV	QP Delta dB	Phase	PE
-	-	-	-	-	-
0.1539	54.34	65.79	11.45	L1	gnd
0.50156	38.52	56.00	17.48	L1	gnd
0.98984	44.54	56.00	11.46	L1	gnd
1.1539	50.74	56.00	5.26	L1	gnd
14.01328	32.40	60.00	27.60	L1	gnd
28.79062	30.68	60.00	29.32	L1	gnd

Frequency MHz	AV Level dBµV	AV Limit dBµV	AV Delta dB	Phase	PE
-	-	-	-	-	-
0.1539	40.47	55.79	15.32	L1	gnd
0.32968	35.55	49.46	13.91	L1	gnd
0.98984	36.67	46.00	9.33	L1	gnd
1.09531	40.87	46.00	5.13	L1	gnd
14.2789	28.43	50.00	21.57	L1	gnd
16.44687	27.55	50.00	22.45	L1	gnd

802.11ac HT80, Channel No.: 155, N Line



Final Measurement Results

Frequency MHz	QP Level dBµV	QP Limit dBµV	QP Delta dB	Phase	PE
0.15781	52.42	65.58	13.16	N	gnd
0.50156	37.94	56.00	18.06	N	gnd
0.98593	44.54	56.00	11.46	N	gnd
1.1539	50.22	56.00	5.78	N	gnd
13.45859	33.04	60.00	26.96	N	gnd
29.36484	31.13	60.00	28.87	N	gnd

Frequency MHz	AV Level dBµV	AV Limit dBµV	AV Delta dB	Phase	PE
0.15781	38.51	55.58	17.07	N	gnd
0.49375	33.04	46.10	13.06	N	gnd
1.03671	36.04	46.00	9.96	N	gnd
1.09531	40.56	46.00	5.44	N	gnd
13.87656	30.57	50.00	19.43	N	gnd
16.36874	27.94	50.00	22.06	N	gnd



6. Main Test Instruments

Name	Type	Manufacturer	Serial Number	Calibration Date	Expiration Time
Spectrum Analyzer	FSV30	R&S	100815	2015-12-17	2016-12-16
EMI Test Receiver	ESCI	R&S	100948	2016-06-01	2017-05-31
Loop Antenna	FMZB1519	SCHWARZBECK	1519-047	2014-02-29	2017-02-28
TRILOG Broadband Antenna	VULB 9163	Schwarzbeck	9163-201	2014-12-06	2017-12-05
Double Ridged Waveguide Horn Antenna	HF907	R&S	100126	2014-12-06	2017-12-05
Standard Gain Horn	3160-09	ETS-Lindgren	00102644	2015-01-30	2018-01-29
Broadband Horn Antenna	BBHA9170	Schwarzbeck	MRTSUE06024	2013-11-25	2016-11-24
EMI Test Receiver	ESCS30	R&S	100138	2015-12-17	2016-12-16
LISN	ENV216	R&S	101171	2013-12-18	2016-12-17
Spectrum Analyzer	N9010A	Agilent	MY47191109	2016-05-21	2017-05-20
MOB COMMS DC SUPPLY	66319D	Agilent	MY43004105	2016-05-21	2017-05-20
Peak Power Meter	U2021XA	Keysight	MY55240003	2016-06-26	2017-06-25
RF Cable	SMA 15cm	Agilent	0001	2016-06-06	2016-12-05

*****END OF REPORT *****

ANNEX A: EUT Appearance and Test Setup

A.1 EUT Appearance



Front Side




Back Side

a: EUT

Picture 1 EUT

A.2 Test Setup




30MHz-1GHz



Above 1GHz

Picture 2 Radiated Emission Test Setup



Picture 3 Conducted Emission Test Setup