

Orthogonal Axis :	X
Test Mode :	UNII-2C/ TX AC20 Mode 5700MHz

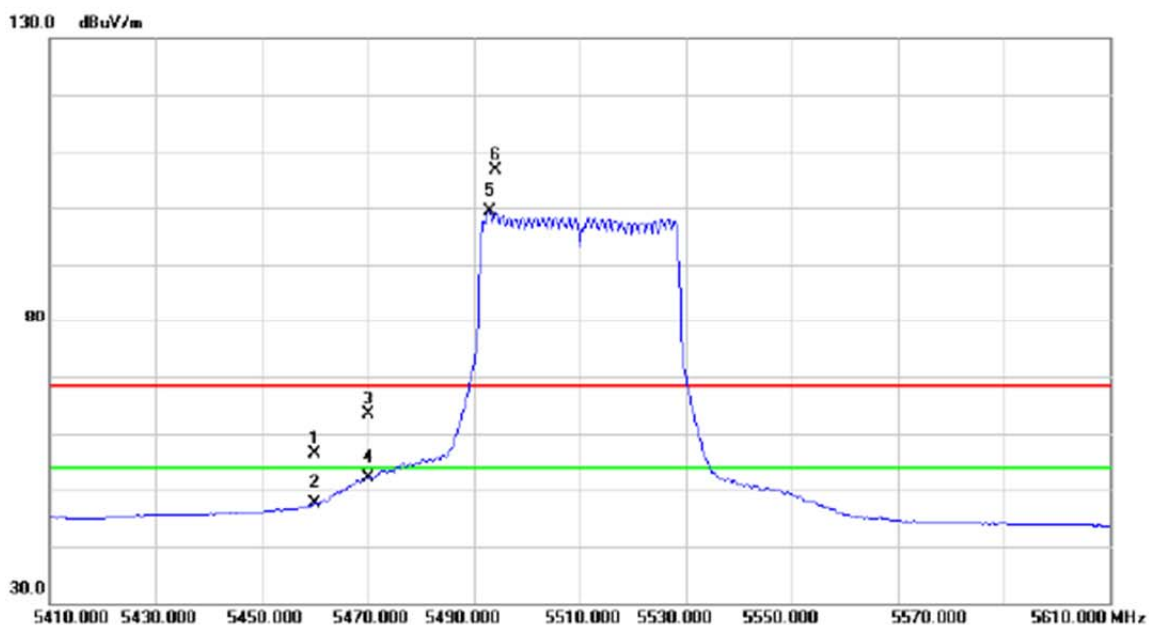
### Horizontal



No.	Mk.	Freq. MHz	Reading Level dBuV	Correct Factor dB	Measure- ment dBuV/m	Limit dBuV/m	Margin dB	Detector	Comment
1		11400.70	40.10	12.63	52.73	68.30	-15.57	peak	
2	*	11400.70	31.68	12.63	44.31	54.00	-9.69	AVG	

Orthogonal Axis :	X
Test Mode :	UNII-2C/ TX AC40 Mode 5510MHz

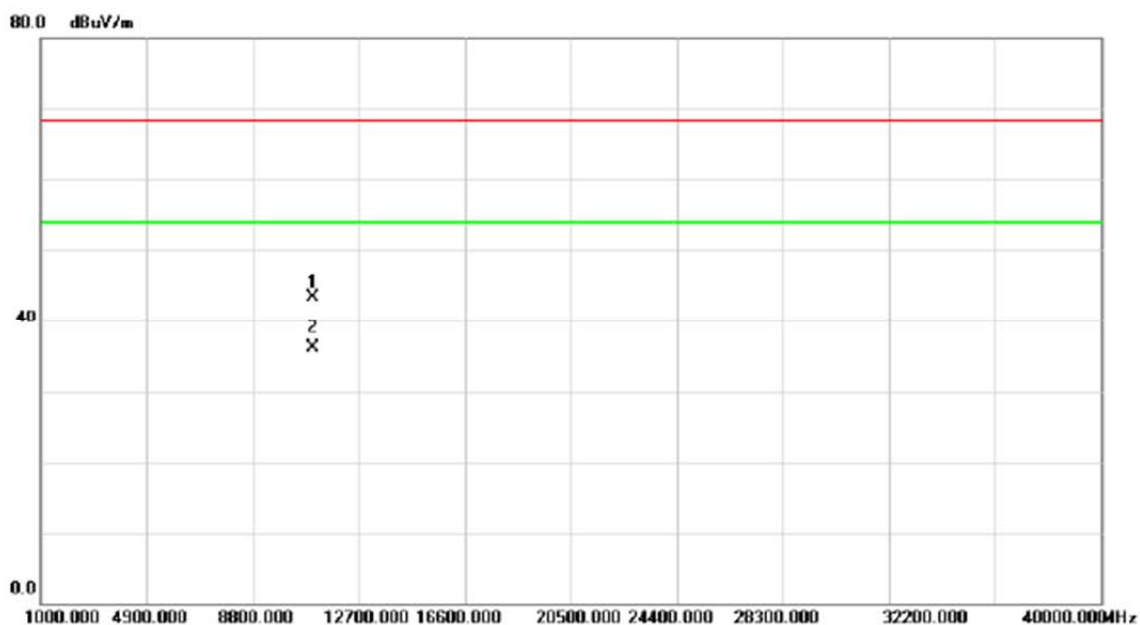
### Vertical



No.	Mk.	Freq. MHz	Reading Level dBuV	Correct Factor dB	Measure- ment dBuV/m	Limit dBuV/m	Margin dB	Detector	Comment
1		5460.000	16.29	40.03	56.32	68.30	-11.98	peak	
2		5460.000	7.52	40.03	47.55	54.00	-6.45	AVG	
3		5470.000	23.27	40.06	63.33	68.30	-4.97	peak	
4		5470.000	12.08	40.06	52.14	54.00	-1.86	AVG	
5	*	5493.000	59.30	40.13	99.43	54.00	45.43	AVG	No Limit
6	X	5494.000	66.56	40.14	106.70	68.30	38.40	peak	No Limit

Orthogonal Axis :	X
Test Mode :	UNII-2C/ TX AC40 Mode 5510MHz

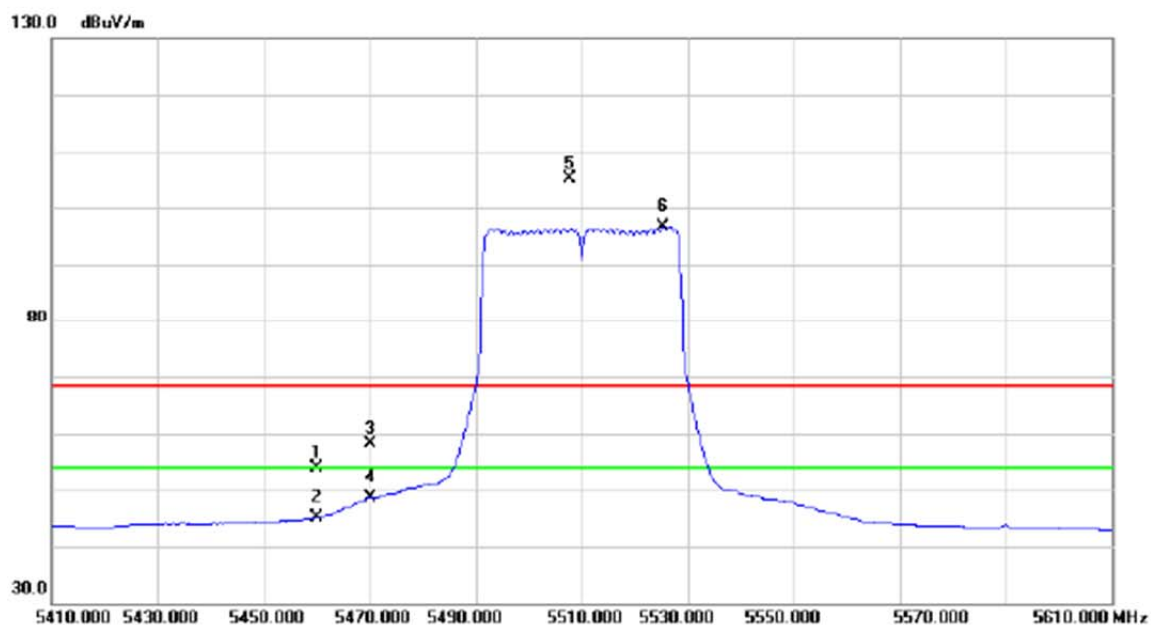
### Vertical



No.	Mk.	Freq. MHz	Reading Level dBuV	Correct Factor dB	Measure- ment dBuV/m	Limit dBuV/m	Margin dB	Detector	Comment
1		11020.39	31.89	11.44	43.33	68.30	-24.97	peak	
2	*	11020.39	24.76	11.44	36.20	54.00	-17.80	AVG	

Orthogonal Axis :	X
Test Mode :	UNII-2C/ TX AC40 Mode 5510MHz

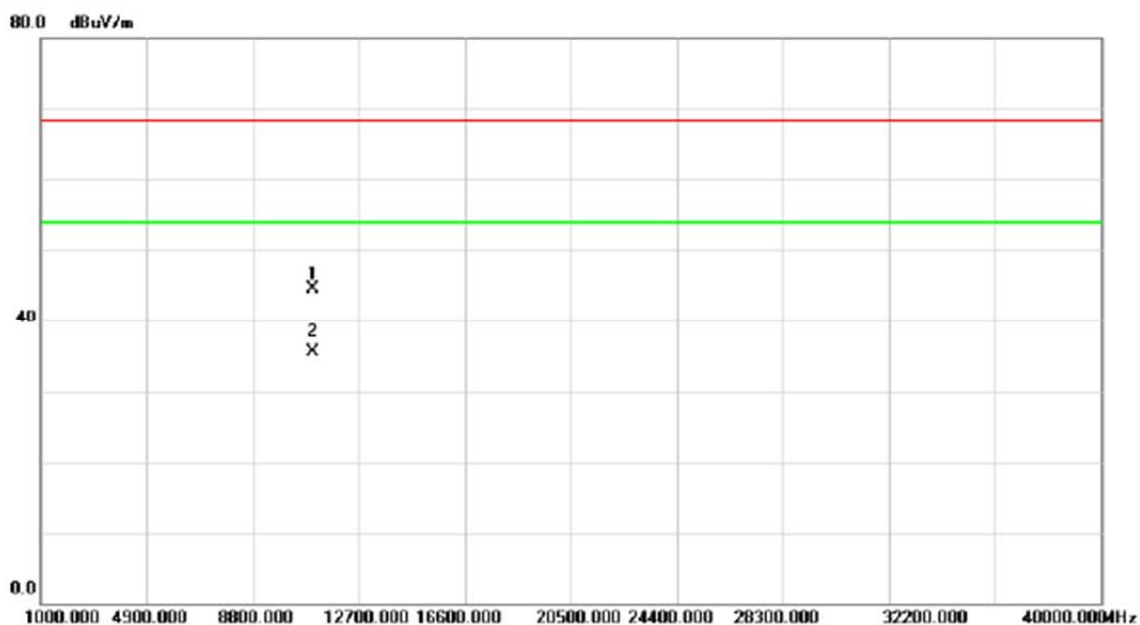
### Horizontal



No.	Mk.	Freq. MHz	Reading Level dBuV	Correct Factor dB	Measure- ment dBuV/m	Limit dBuV/m	Margin dB	Detector	Comment
1		5460.000	13.88	40.03	53.91	68.30	-14.39	peak	
2		5460.000	5.04	40.03	45.07	54.00	-8.93	AVG	
3		5470.000	17.97	40.06	58.03	68.30	-10.27	peak	
4		5470.000	8.65	40.06	48.71	54.00	-5.29	AVG	
5	X	5507.600	64.84	40.19	105.03	68.30	36.73	peak	No Limit
6	*	5525.400	56.41	40.26	96.67	54.00	42.67	AVG	No Limit

Orthogonal Axis :	X
Test Mode :	UNII-2C/ TX AC40 Mode 5510MHz

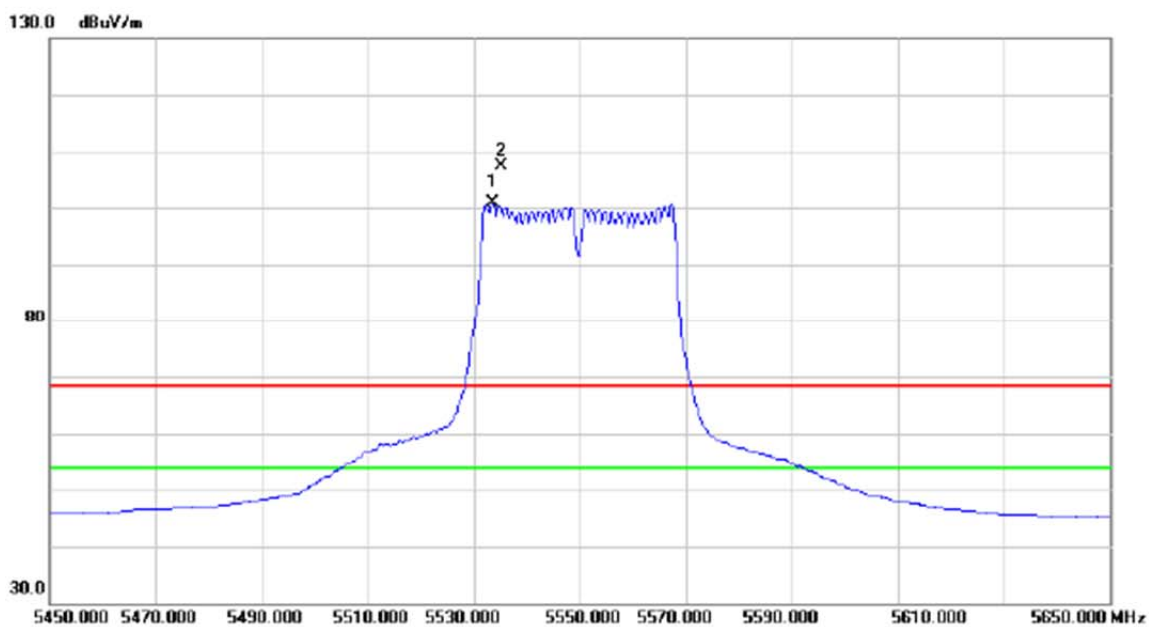
### Horizontal



No.	Mk.	Freq. MHz	Reading Level dBuV	Correct Factor dB	Measure- ment dBuV/m	Limit dBuV/m	Margin dB	Detector	Comment
1		11020.78	32.98	11.44	44.42	68.30	-23.88	peak	
2	*	11020.78	24.16	11.44	35.60	54.00	-18.40	AVG	

Orthogonal Axis :	X
Test Mode :	UNII-2C/ TX AC40 Mode 5550MHz

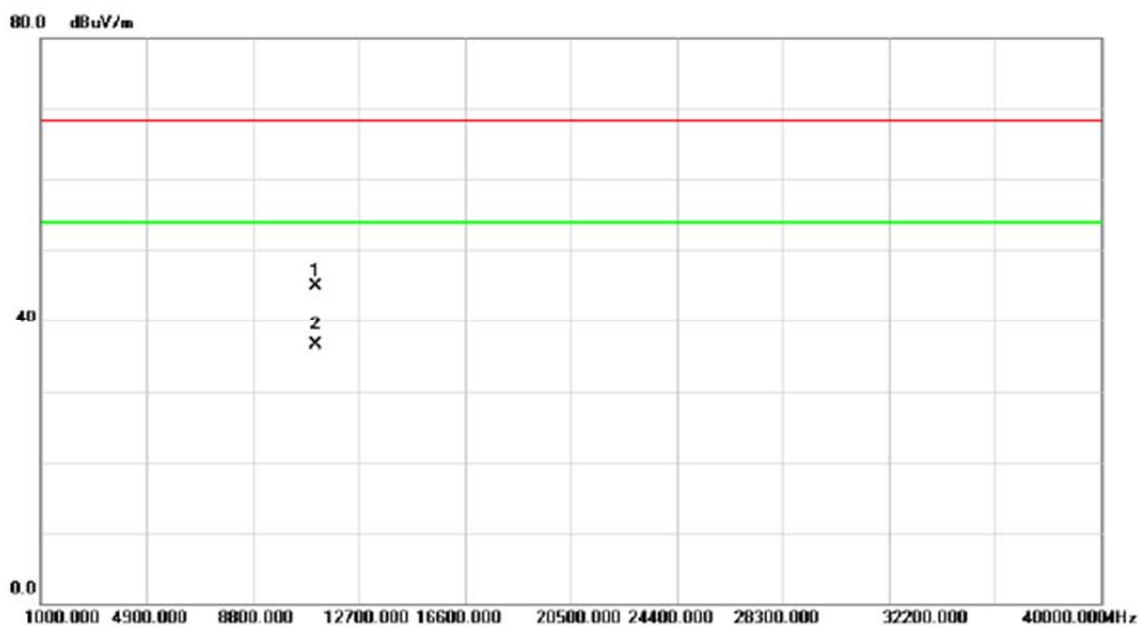
### Vertical



No.	Mk.	Freq. MHz	Reading Level dBuV	Correct Factor dB	Measure- ment dBuV/m	Limit dBuV/m	Margin dB	Detector	Comment
1	*	5533.600	60.49	40.30	100.79	54.00	46.79	AVG	No Limit
2	X	5535.200	66.98	40.30	107.28	68.30	38.98	peak	No Limit

Orthogonal Axis :	X
Test Mode :	UNII-2C/ TX AC40 Mode 5550MHz

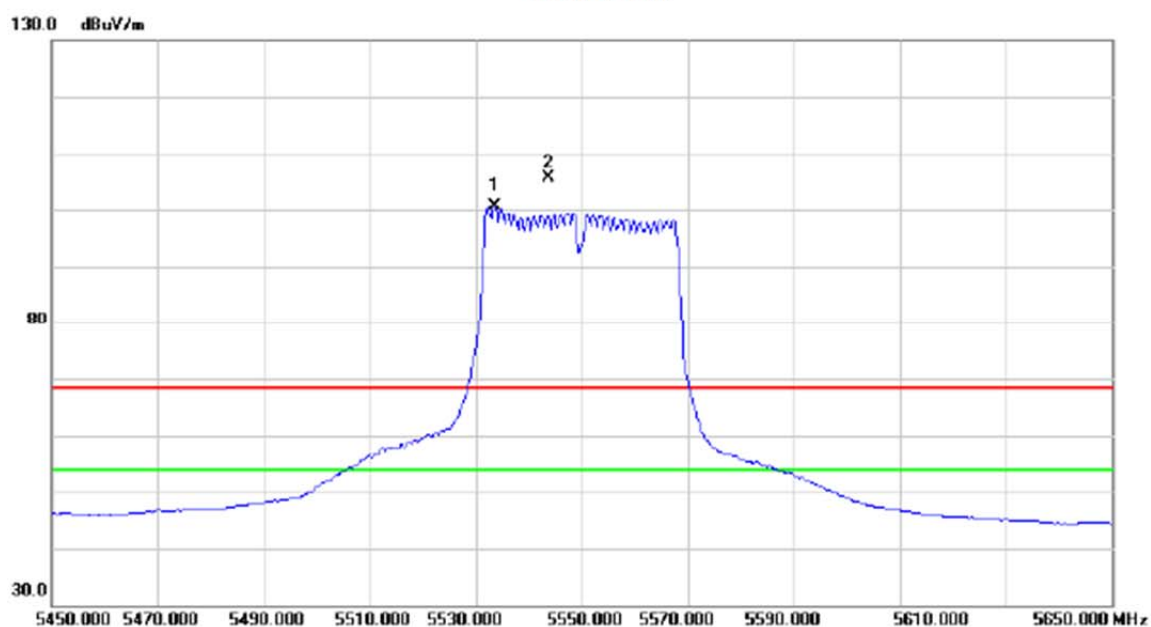
### Vertical



No.	Mk.	Freq. MHz	Reading Level dBuV	Correct Factor dB	Measure- ment dBuV/m	Limit dBuV/m	Margin dB	Detector	Comment
1		11099.12	33.17	11.69	44.86	68.30	-23.44	peak	
2	*	11099.12	24.86	11.69	36.55	54.00	-17.45	AVG	

Orthogonal Axis :	X
Test Mode :	UNII-2C/ TX AC40 Mode 5550MHz

### Horizontal

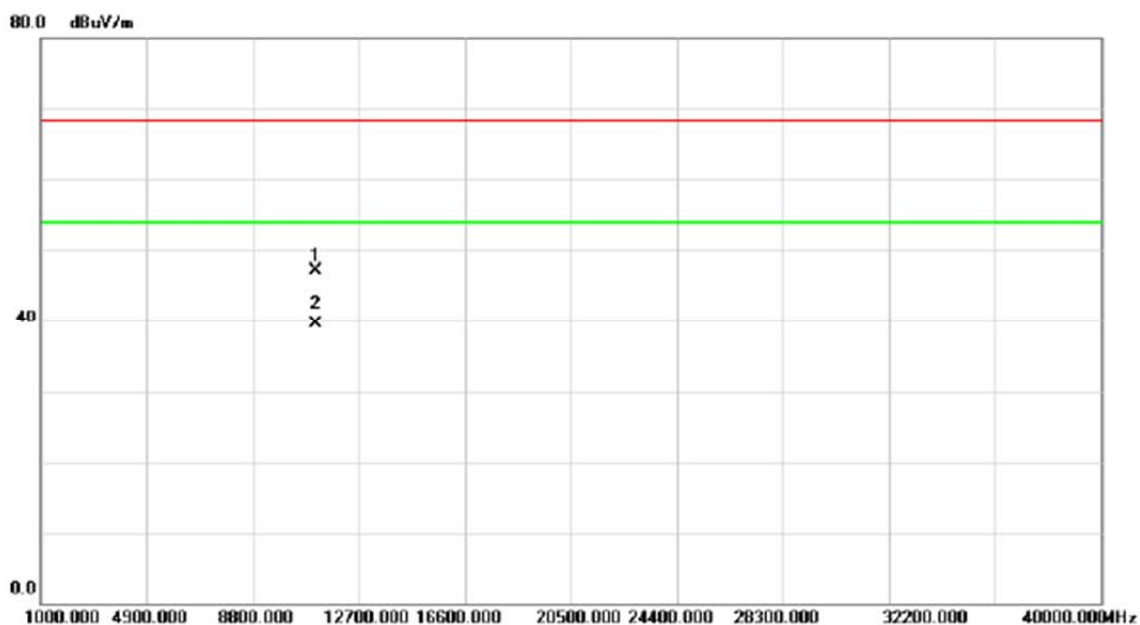


No.	Mk.	Freq. MHz	Reading Level dBuV	Correct Factor dB	Measure- ment dBuV/m	Limit dBuV/m	Margin dB	Detector	Comment
1	*	5533.600	60.24	40.30	100.54	54.00	46.54	AVG	No Limit
2	X	5543.600	65.35	40.34	105.69	68.30	37.39	peak	No Limit



Orthogonal Axis :	X
Test Mode :	UNII-2C/ TX AC40 Mode 5550MHz

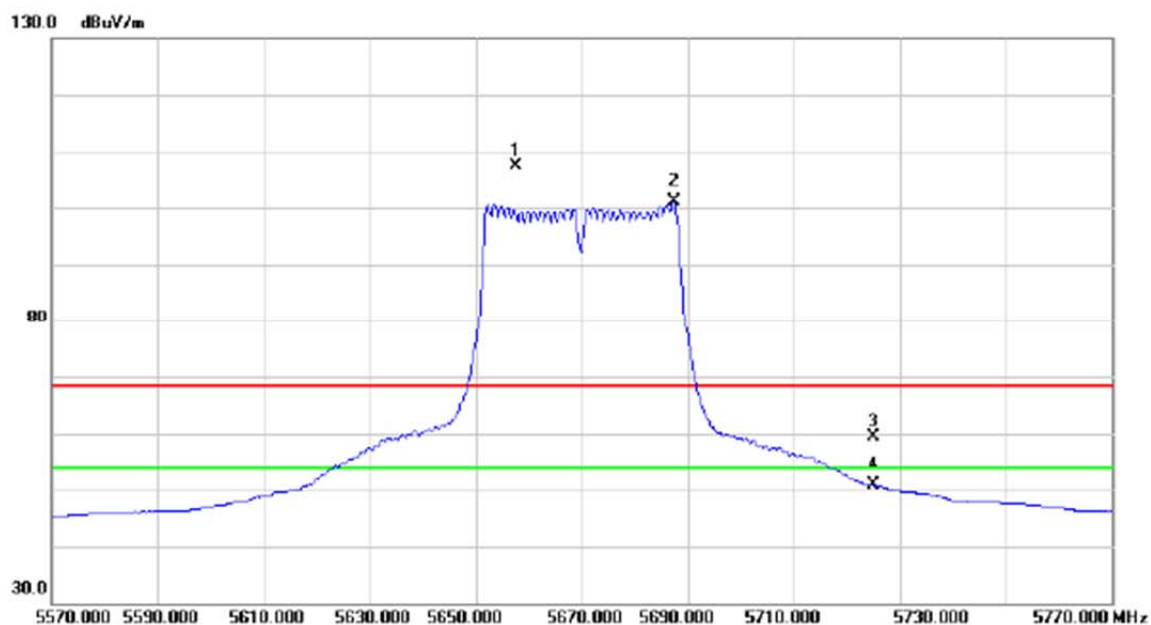
### Horizontal



No.	Mk.	Freq. MHz	Reading Level dBuV	Correct Factor dB	Measure- ment dBuV/m	Limit dBuV/m	Margin dB	Detector	Comment
1		11100.71	35.46	11.69	47.15	68.30	-21.15	peak	
2	*	11100.71	27.91	11.69	39.60	54.00	-14.40	AVG	

Orthogonal Axis :	X
Test Mode :	UNII-2C/ TX AC40 Mode 5670MHz

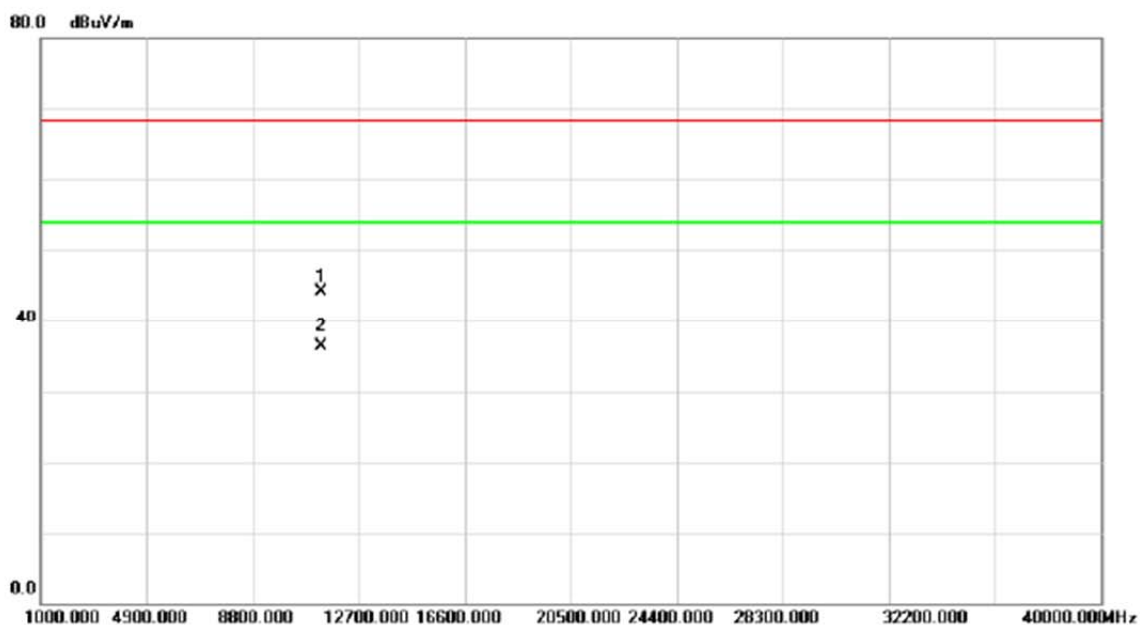
### Vertical



No.	Mk.	Freq. MHz	Reading Level dBuV	Correct Factor dB	Measure- ment dBuV/m	Limit dBuV/m	Margin dB	Detector	Comment
1	X	5657.600	66.61	40.81	107.42	68.30	39.12	peak	No Limit
2	*	5687.400	60.09	40.94	101.03	54.00	47.03	AVG	No Limit
3		5725.000	18.21	41.10	59.31	68.30	-8.99	peak	
4		5725.000	9.69	41.10	50.79	54.00	-3.21	AVG	

Orthogonal Axis :	X
Test Mode :	UNII-2C/ TX AC40 Mode 5670MHz

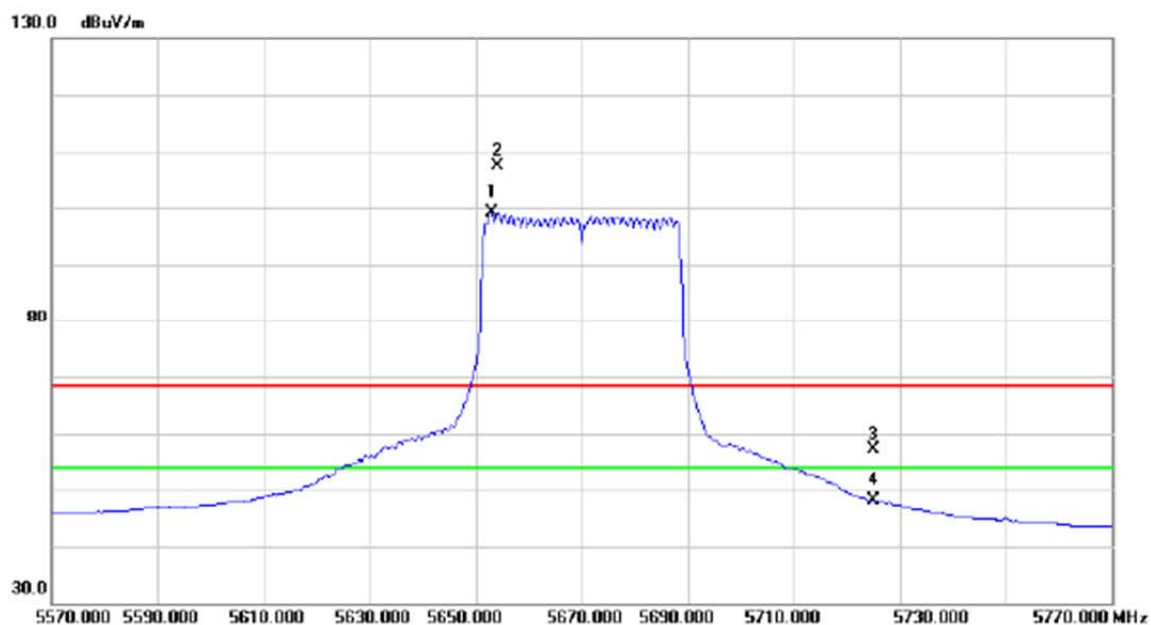
### Vertical



No.	Mk.	Freq. MHz	Reading Level dBuV	Correct Factor dB	Measure- ment dBuV/m	Limit dBuV/m	Margin dB	Detector	Comment
1		11340.50	31.69	12.44	44.13	68.30	-24.17	peak	
2	*	11340.50	23.83	12.44	36.27	54.00	-17.73	AVG	

Orthogonal Axis :	X
Test Mode :	UNII-2C/ TX AC40 Mode 5670MHz

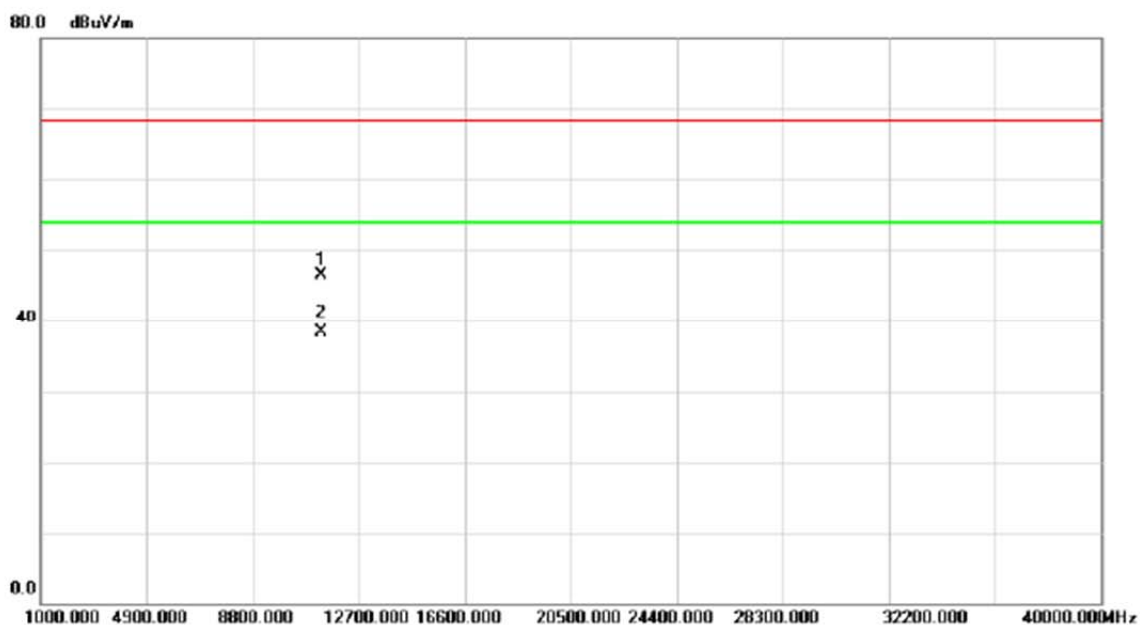
### Horizontal



No.	Mk.	Freq. MHz	Reading Level dBuV	Correct Factor dB	Measure- ment dBuV/m	Limit dBuV/m	Margin dB	Detector	Comment
1	*	5653.000	58.36	40.79	99.15	54.00	45.15	AVG	No Limit
2	X	5654.000	66.50	40.80	107.30	68.30	39.00	peak	No Limit
3		5725.000	16.07	41.10	57.17	68.30	-11.13	peak	
4		5725.000	6.96	41.10	48.06	54.00	-5.94	AVG	

Orthogonal Axis :	X
Test Mode :	UNII-2C/ TX AC40 Mode 5670MHz

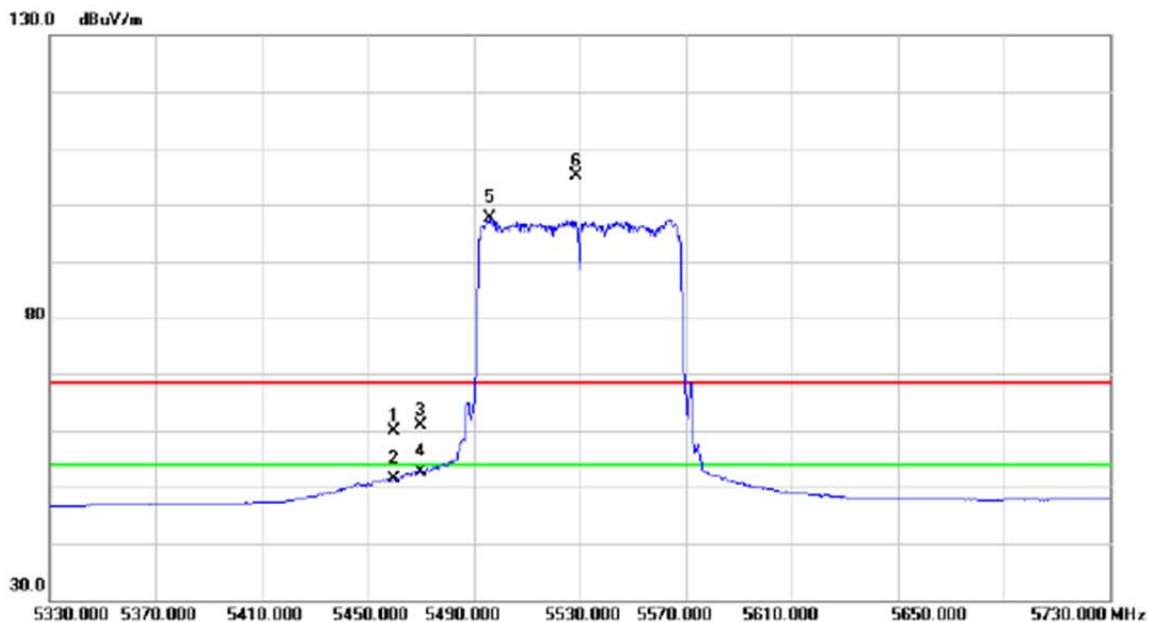
### Horizontal



No.	Mk.	Freq. MHz	Reading Level dBuV	Correct Factor dB	Measure- ment dBuV/m	Limit dBuV/m	Margin dB	Detector	Comment
1		11338.86	34.11	12.44	46.55	68.30	-21.75	peak	
2	*	11338.86	25.79	12.44	38.23	54.00	-15.77	AVG	

Orthogonal Axis :	X
Test Mode :	UNII-2C/ TX AC80 Mode 5530MHz

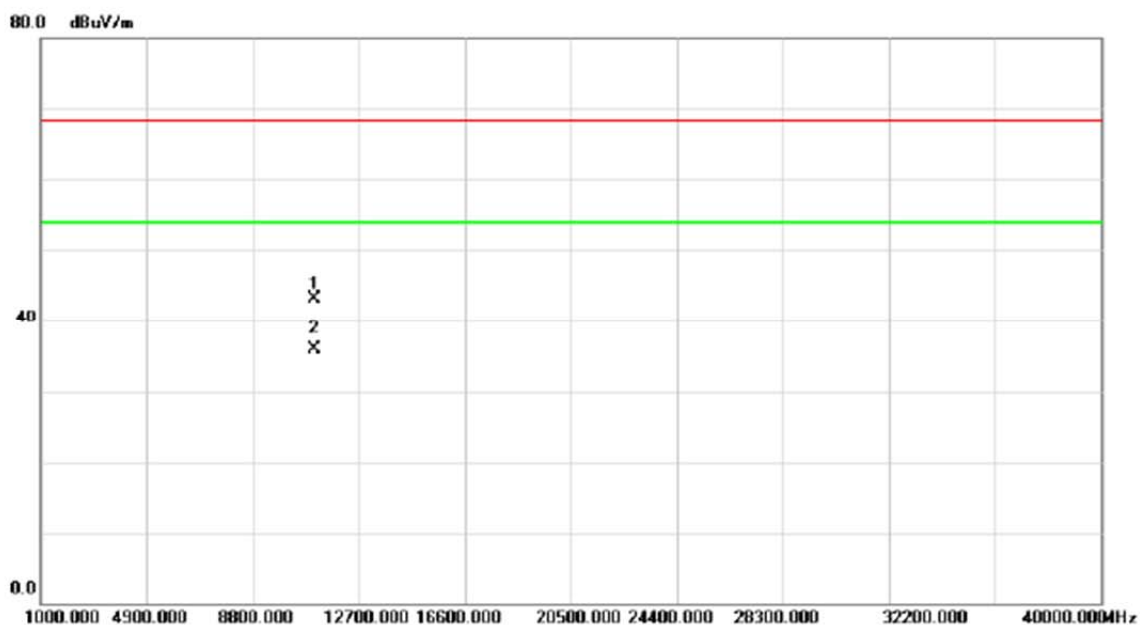
### Vertical



No.	Mk.	Freq. MHz	Reading Level dBuV	Correct Factor dB	Measure- ment dBuV/m	Limit dBuV/m	Margin dB	Detector	Comment
1		5460.000	19.88	40.03	59.91	68.30	-8.39	peak	
2		5460.000	11.34	40.03	51.37	54.00	-2.63	AVG	
3		5470.000	20.80	40.06	60.86	68.30	-7.44	peak	
4		5470.000	12.63	40.06	52.69	54.00	-1.31	AVG	
5	*	5496.000	57.39	40.15	97.54	54.00	43.54	AVG	No Limit
6	X	5528.800	64.73	40.28	105.01	68.30	36.71	peak	No Limit

Orthogonal Axis :	X
Test Mode :	UNII-2C/ TX AC80 Mode 5530MHz

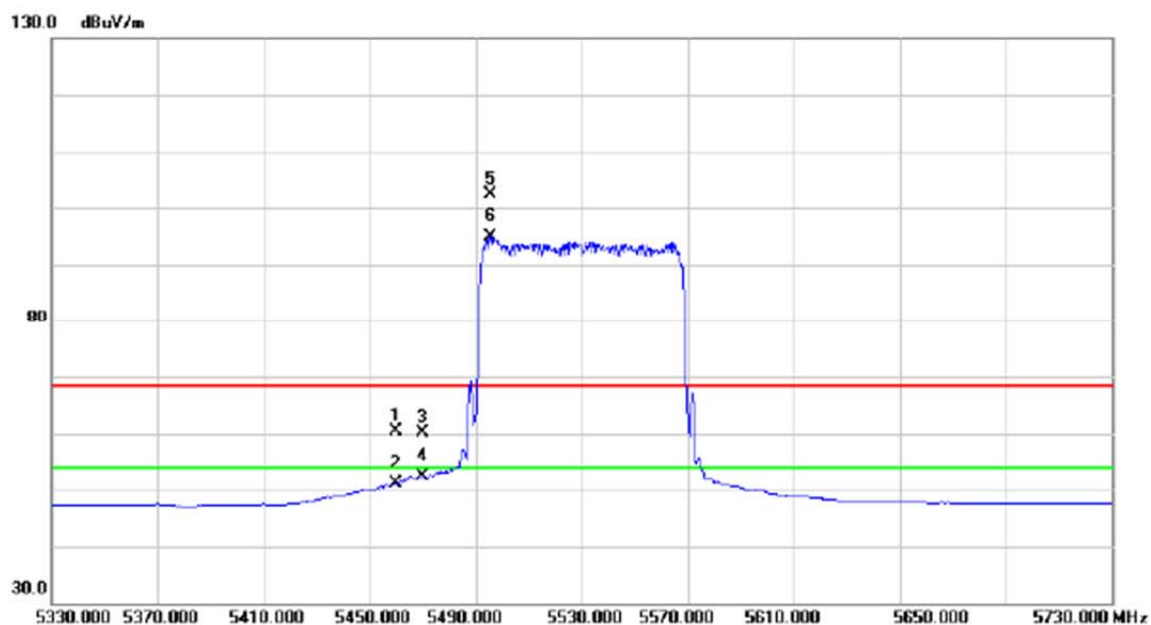
### Vertical



No.	Mk.	Freq. MHz	Reading Level dBuV	Correct Factor dB	Measure- ment dBuV/m	Limit dBuV/m	Margin dB	Detector	Comment
1		11060.70	31.57	11.57	43.14	68.30	-25.16	peak	
2	*	11060.70	24.31	11.57	35.88	54.00	-18.12	AVG	

Orthogonal Axis :	X
Test Mode :	UNII-2C/ TX AC80 Mode 5530MHz

### Horizontal

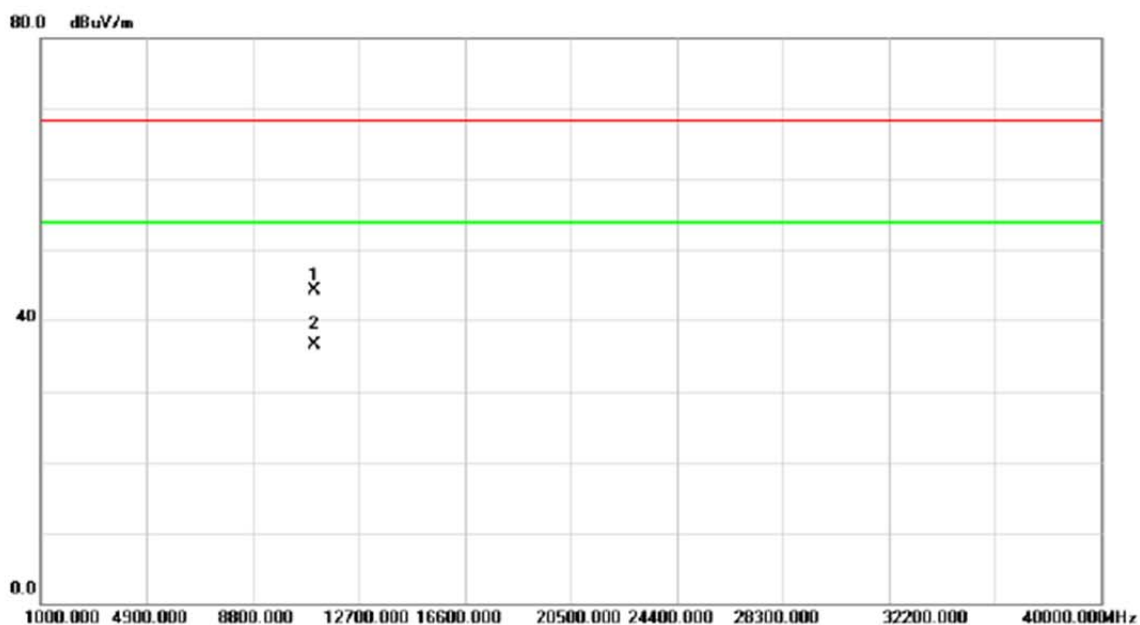


No.	Mk.	Freq. MHz	Reading Level dBuV	Correct Factor dB	Measure- ment dBuV/m	Limit dBuV/m	Margin dB	Detector	Comment
1		5460.000	20.26	40.03	60.29	68.30	-8.01	peak	
2		5460.000	11.04	40.03	51.07	54.00	-2.93	AVG	
3		5470.000	20.09	40.06	60.15	68.30	-8.15	peak	
4		5470.000	12.36	40.06	52.42	54.00	-1.58	AVG	
5	X	5495.600	62.29	40.14	102.43	68.30	34.13	peak	No Limit
6	*	5495.600	54.86	40.14	95.00	54.00	41.00	AVG	No Limit



Orthogonal Axis :	X
Test Mode :	UNII-2C/ TX AC80 Mode 5530MHz

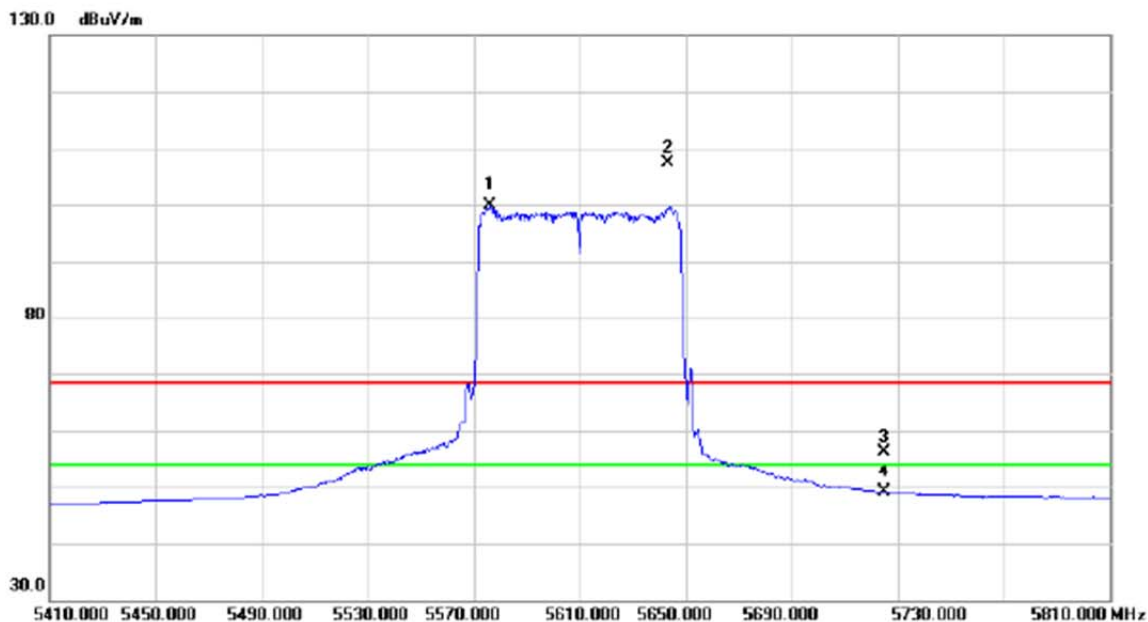
### Horizontal



No.	Mk.	Freq. MHz	Reading Level dBuV	Correct Factor dB	Measure- ment dBuV/m	Limit dBuV/m	Margin dB	Detector	Comment
1		11059.80	32.71	11.56	44.27	68.30	-24.03	peak	
2	*	11059.80	24.96	11.56	36.52	54.00	-17.48	AVG	

Orthogonal Axis :	X
Test Mode :	UNII-2C/ TX AC80 Mode 5610MHz

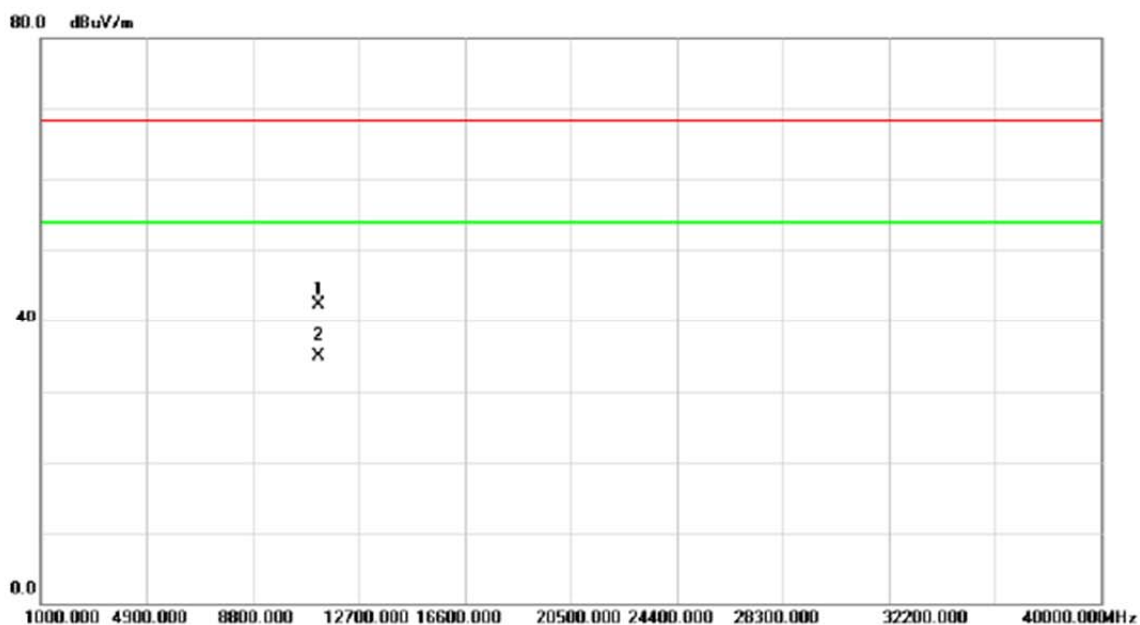
### Vertical



No.	Mk.	Freq. MHz	Reading Level dBuV	Correct Factor dB	Measure- ment dBuV/m	Limit dBuV/m	Margin dB	Detector	Comment
1	*	5576.000	59.42	40.47	99.89	54.00	45.89	AVG	No Limit
2	X	5643.200	66.64	40.76	107.40	68.30	39.10	peak	No Limit
3		5725.000	15.13	41.10	56.23	68.30	-12.07	peak	
4		5725.000	7.98	41.10	49.08	54.00	-4.92	AVG	

Orthogonal Axis :	X
Test Mode :	UNII-2C/ TX AC80 Mode 5610MHz

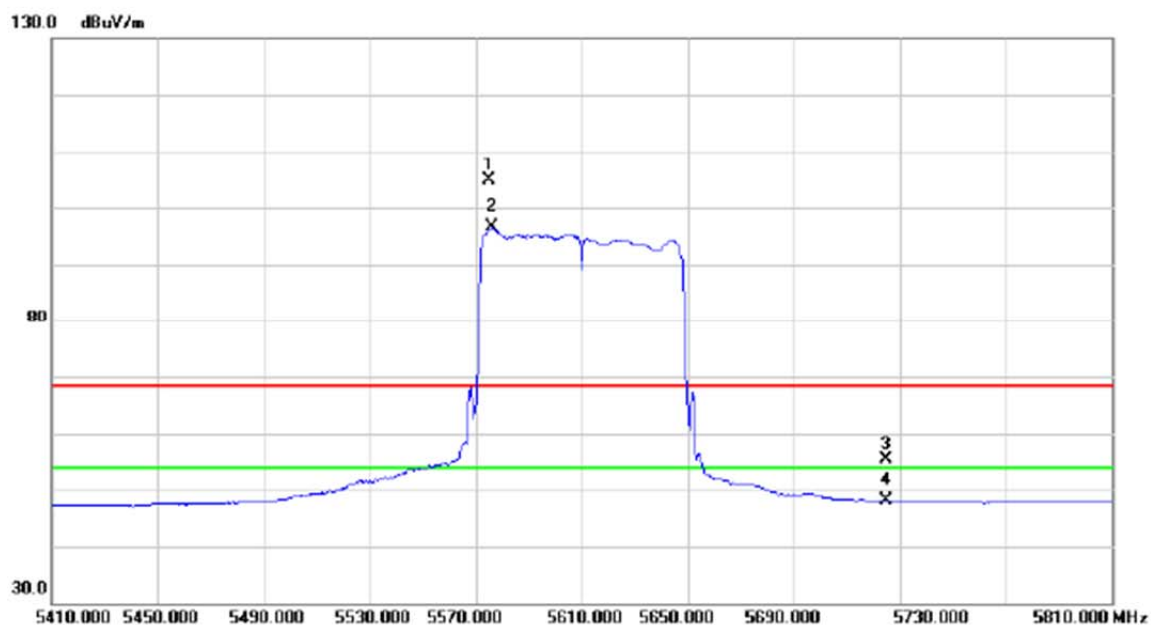
### Vertical



No.	Mk.	Freq. MHz	Reading Level dBuV	Correct Factor dB	Measure- ment dBuV/m	Limit dBuV/m	Margin dB	Detector	Comment
1		11221.61	30.25	12.07	42.32	68.30	-25.98	peak	
2	*	11221.61	22.91	12.07	34.98	54.00	-19.02	AVG	

Orthogonal Axis :	X
Test Mode :	UNII-2C/ TX AC80 Mode 5610MHz

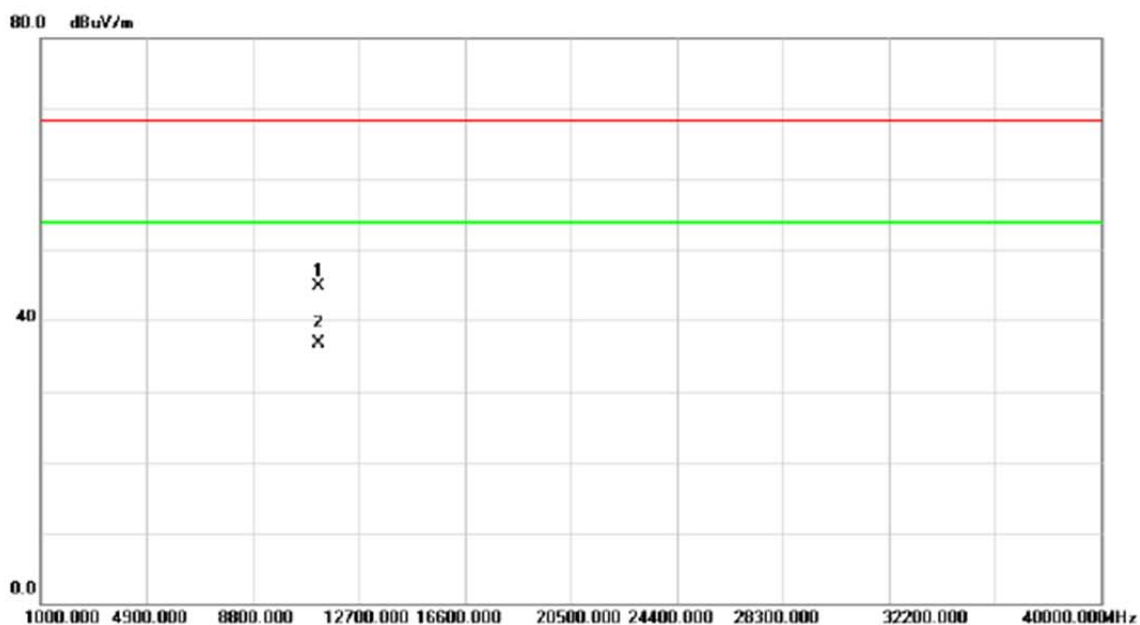
### Horizontal



No.	Mk.	Freq. MHz	Reading Level dBuV	Correct Factor dB	Measure- ment dBuV/m	Limit dBuV/m	Margin dB	Detector	Comment
1	X	5575.200	64.34	40.47	104.81	68.30	36.51	peak	No Limit
2	*	5576.000	56.05	40.47	96.52	54.00	42.52	AVG	No Limit
3		5725.000	14.20	41.10	55.30	68.30	-13.00	peak	
4		5725.000	6.92	41.10	48.02	54.00	-5.98	AVG	

Orthogonal Axis :	X
Test Mode :	UNII-2C/ TX AC80 Mode 5610MHz

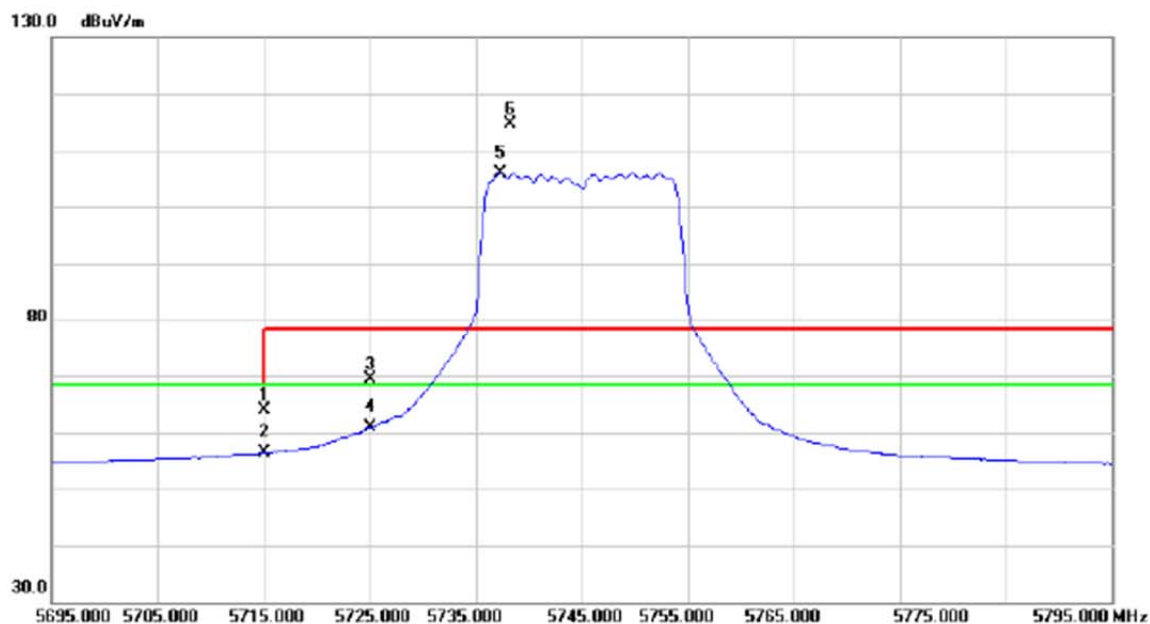
### Horizontal



No.	Mk.	Freq. MHz	Reading Level dBuV	Correct Factor dB	Measure- ment dBuV/m	Limit dBuV/m	Margin dB	Detector	Comment
1		11219.43	32.76	12.06	44.82	68.30	-23.48	peak	
2	*	11219.43	24.58	12.06	36.64	54.00	-17.36	AVG	

Orthogonal Axis:	X
Test Mode:	UNII-3/TX AC20 Mode 5745MHz

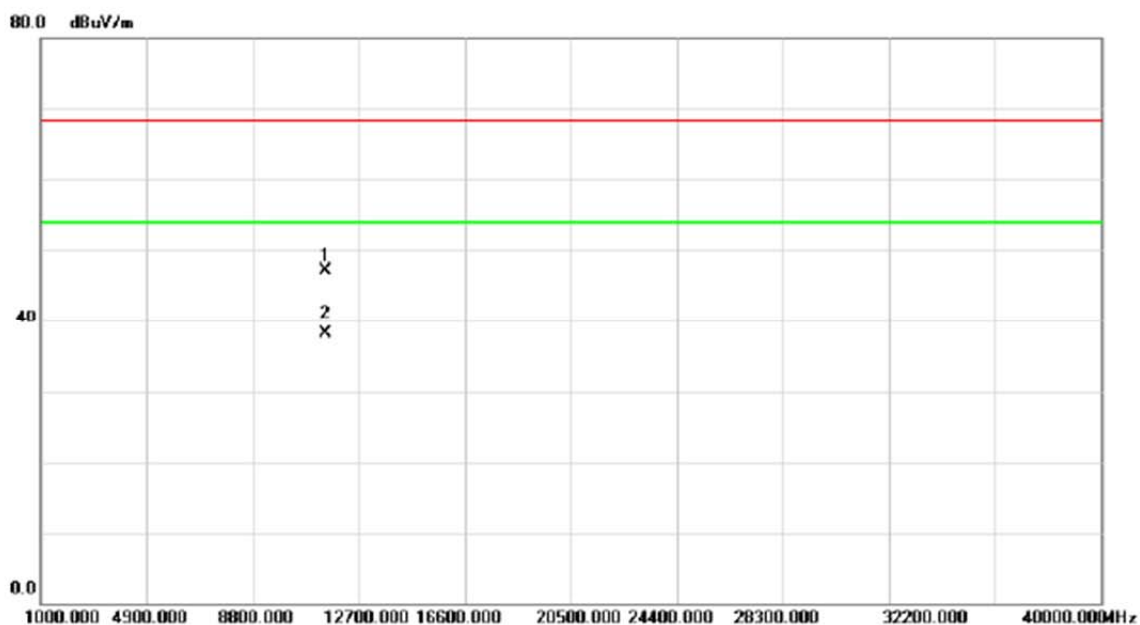
### Vertical



No.	Mk.	Freq. MHz	Reading Level dBuV	Correct Factor dB	Measure- ment dBuV/m	Limit dBuV/m	Margin dB	Detector	Comment
1		5715.000	22.73	41.06	63.79	68.30	-4.51	peak	
2		5715.000	15.26	41.06	56.32	68.30	-11.98	AVG	
3		5725.000	28.24	41.10	69.34	78.30	-8.96	peak	
4		5725.000	19.80	41.10	60.90	68.30	-7.40	AVG	
5	*	5737.300	64.82	41.14	105.96	68.30	37.66	AVG	No Limit
6	X	5738.300	73.42	41.15	114.57	78.30	36.27	peak	No Limit

Orthogonal Axis:	X
Test Mode:	UNII-3/TX AC20 Mode 5745MHz

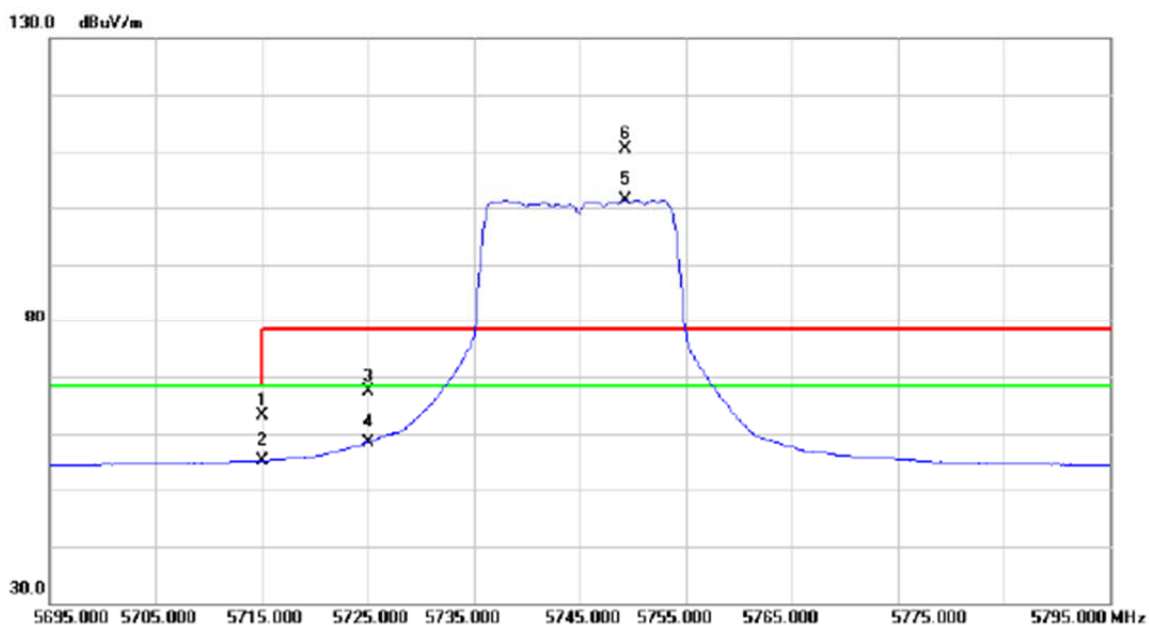
### Vertical



No.	Mk.	Freq. MHz	Reading Level dBuV	Correct Factor dB	Measure- ment dBuV/m	Limit dBuV/m	Margin dB	Detector	Comment
1		11490.00	34.28	12.91	47.19	68.30	-21.11	peak	
2	*	11490.00	25.17	12.91	38.08	54.00	-15.92	AVG	

Orthogonal Axis:	X
Test Mode:	UNII-3/TX AC20 Mode 5745MHz

### Horizontal

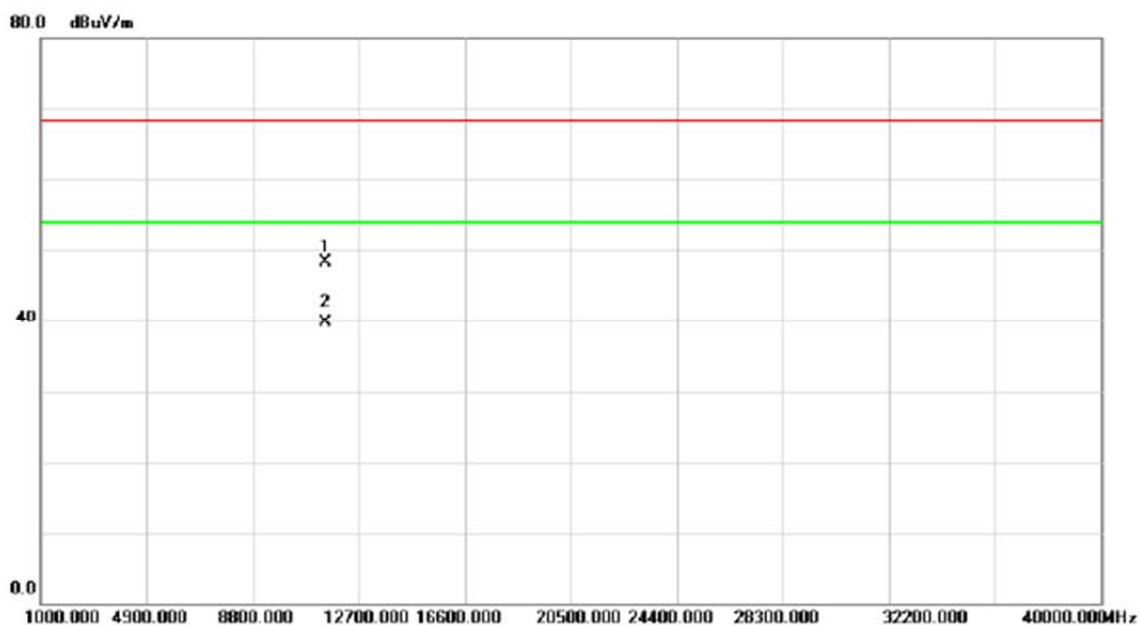


No.	Mk.	Freq. MHz	Reading Level dBuV	Correct Factor dB	Measure- ment dBuV/m	Limit dBuV/m	Margin dB	Detector	Comment
1		5715.000	22.19	41.06	63.25	68.30	-5.05	peak	
2		5715.000	14.14	41.06	55.20	68.30	-13.10	AVG	
3		5725.000	26.35	41.10	67.45	78.30	-10.85	peak	
4		5725.000	17.38	41.10	58.48	68.30	-9.82	AVG	
5	*	5749.300	60.28	41.20	101.48	68.30	33.18	AVG	No Limit
6	X	5749.400	69.16	41.20	110.36	78.30	32.06	peak	No Limit



Orthogonal Axis:	X
Test Mode:	UNII-3/TX AC20 Mode 5745MHz

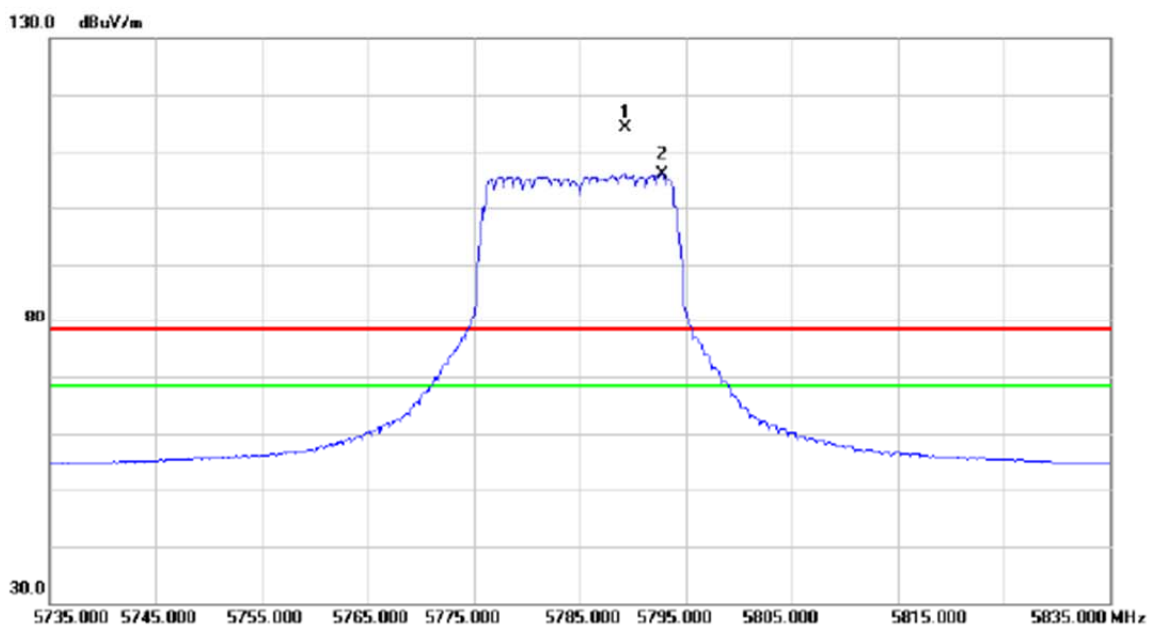
### Horizontal



No.	Mk.	Freq. MHz	Reading Level dBuV	Correct Factor dB	Measure- ment dBuV/m	Limit dBuV/m	Margin dB	Detector	Comment
1		11490.51	35.41	12.91	48.32	68.30	-19.98	peak	
2	*	11490.51	26.89	12.91	39.80	54.00	-14.20	AVG	

Orthogonal Axis:	X
Test Mode:	UNII-3/TX AC20 Mode 5785MHz

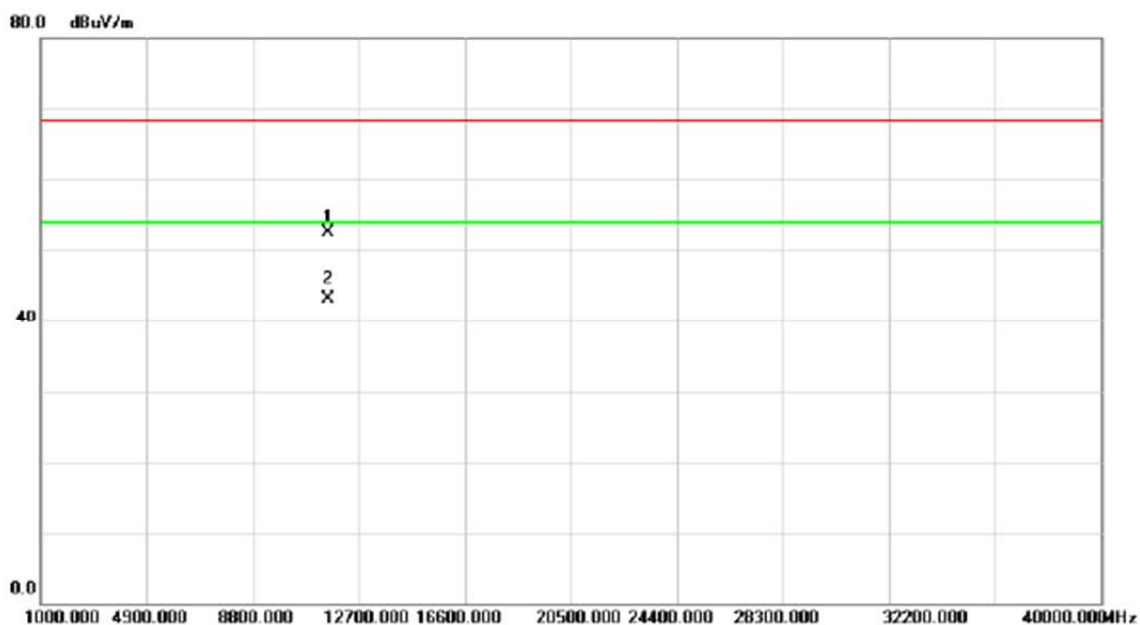
### Vertical



No.	Mk.	Freq. MHz	Reading Level dBuV	Correct Factor dB	Measure- ment dBuV/m	Limit dBuV/m	Margin dB	Detector	Comment
1	X	5789.300	72.80	41.36	114.16	78.30	35.86	peak	No Limit
2	*	5792.800	64.45	41.38	105.83	68.30	37.53	AVG	No Limit

Orthogonal Axis:	X
Test Mode:	UNII-3/TX AC20 Mode 5785MHz

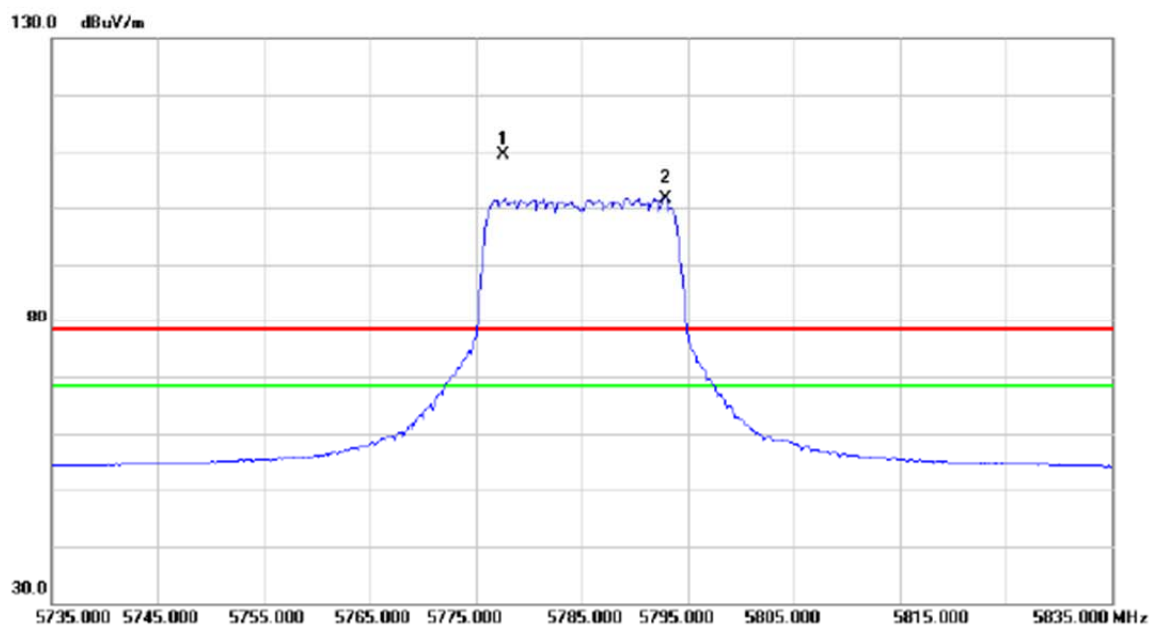
### Vertical



No.	Mk.	Freq. MHz	Reading Level dBuV	Correct Factor dB	Measure- ment dBuV/m	Limit dBuV/m	Margin dB	Detector	Comment
1		11571.20	39.58	12.89	52.47	68.30	-15.83	peak	
2	*	11571.20	30.13	12.89	43.02	54.00	-10.98	AVG	

Orthogonal Axis:	X
Test Mode:	UNII-3/TX AC20 Mode 5785MHz

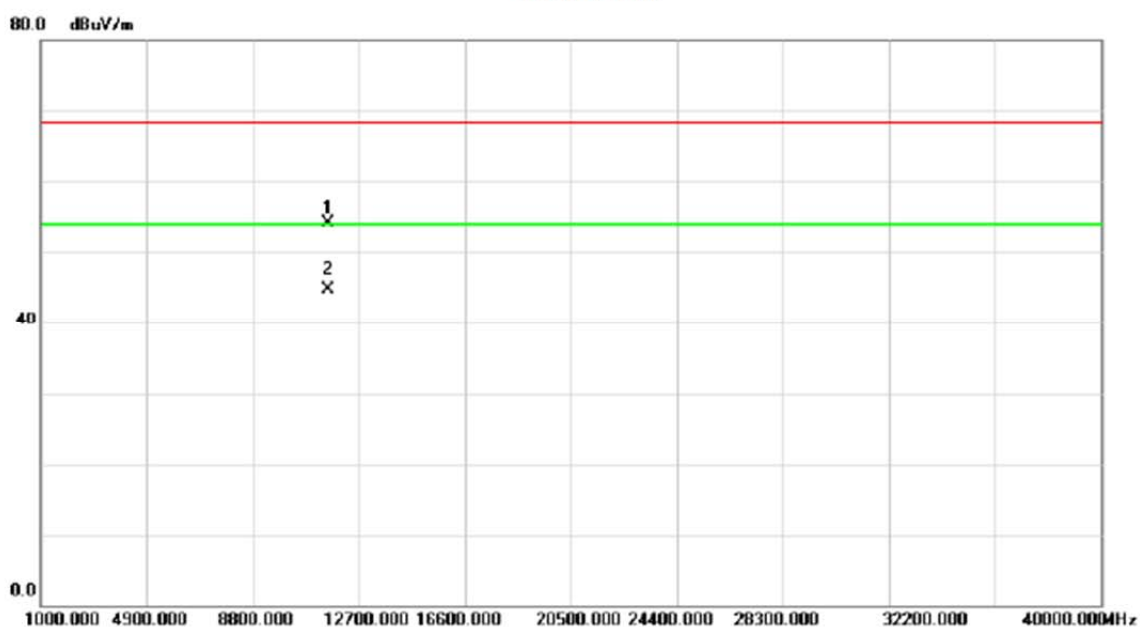
### Horizontal



No.	Mk.	Freq. MHz	Reading Level dBuV	Correct Factor dB	Measure- ment dBuV/m	Limit dBuV/m	Margin dB	Detector	Comment
1	X	5777.600	68.00	41.31	109.31	78.30	31.01	peak	No Limit
2	*	5792.900	60.37	41.38	101.75	68.30	33.45	AVG	No Limit

Orthogonal Axis:	X
Test Mode:	UNII-3/TX AC20 Mode 5785MHz

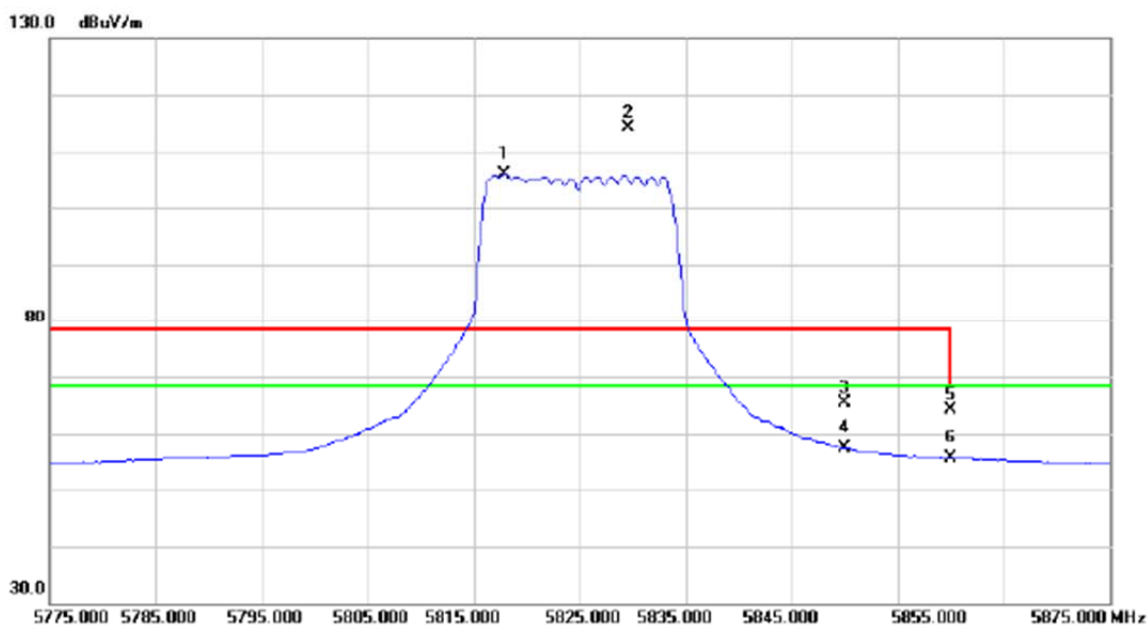
### Horizontal



No.	Mk.	Freq. MHz	Reading Level dBuV	Correct Factor dB	Measure- ment dBuV/m	Limit dBuV/m	Margin dB	Detector	Comment
1		11569.73	41.23	12.89	54.12	68.30	-14.18	peak	
2	*	11569.73	31.87	12.89	44.76	54.00	-9.24	AVG	

Orthogonal Axis:	X
Test Mode:	UNII-3/TX AC20 Mode 5825MHz

### Vertical



No.	Mk.	Freq. MHz	Reading Level dBuV	Correct Factor dB	Measure- ment dBuV/m	Limit dBuV/m	Margin dB	Detector	Comment
1	*	5817.900	64.34	41.48	105.82	68.30	37.52	AVG	No Limit
2	X	5829.600	72.54	41.53	114.07	78.30	35.77	peak	No Limit
3		5850.000	23.74	41.62	65.36	78.30	-12.94	peak	
4		5850.000	15.68	41.62	57.30	68.30	-11.00	AVG	
5		5860.000	22.53	41.65	64.18	68.30	-4.12	peak	
6		5860.000	13.93	41.65	55.58	68.30	-12.72	AVG	

Orthogonal Axis:	X
Test Mode:	UNII-3/TX AC20 Mode 5825MHz

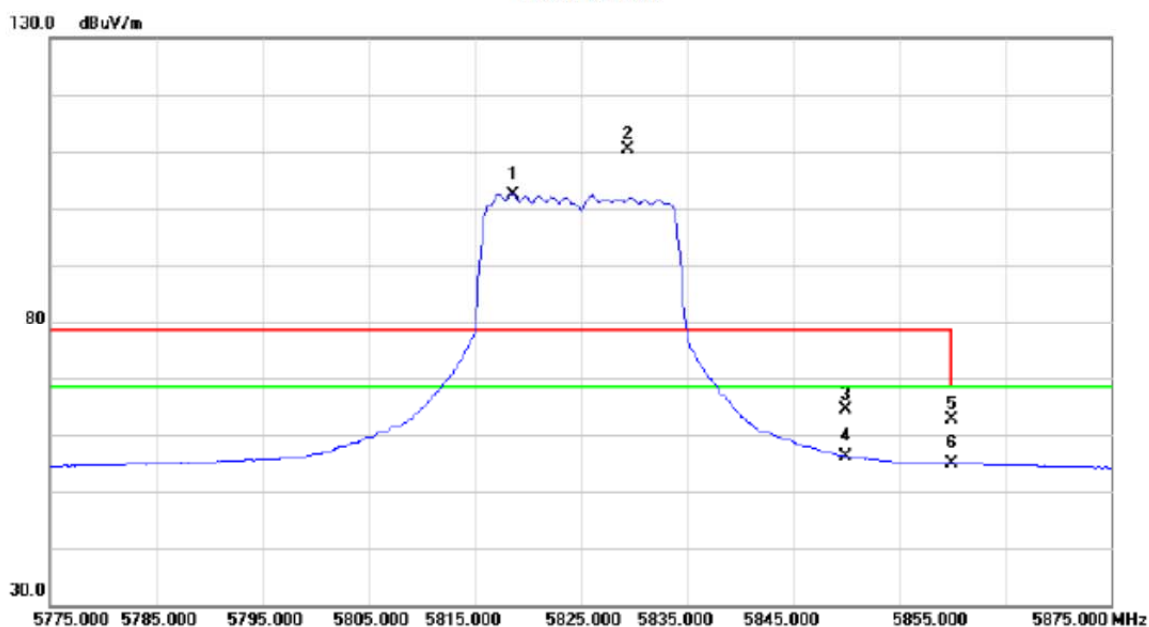
### Vertical



No.	Mk.	Freq. MHz	Reading Level dBuV	Correct Factor dB	Measure- ment dBuV/m	Limit dBuV/m	Margin dB	Detector	Comment
1		11651.27	38.74	12.84	51.58	68.30	-16.72	peak	
2	*	11651.27	29.86	12.84	42.70	54.00	-11.30	AVG	

Orthogonal Axis:	X
Test Mode:	UNII-3/TX AC20 Mode 5825MHz

### Horizontal



No.	Mk.	Freq. MHz	Reading Level dBuV	Correct Factor dB	Measure- ment dBuV/m	Limit dBuV/m	Margin dB	Detector	Comment
1	*	5818.600	60.95	41.48	102.43	68.30	34.13	AVG	No Limit
2	X	5829.500	68.81	41.53	110.34	78.30	32.04	peak	No Limit
3		5850.000	22.88	41.62	64.50	78.30	-13.80	peak	
4		5850.000	14.59	41.62	56.21	68.30	-12.09	AVG	
5		5860.000	20.95	41.65	62.60	68.30	-5.70	peak	
6		5860.000	13.24	41.65	54.89	68.30	-13.41	AVG	



Orthogonal Axis:	X
Test Mode:	UNII-3/TX AC20 Mode 5825MHz

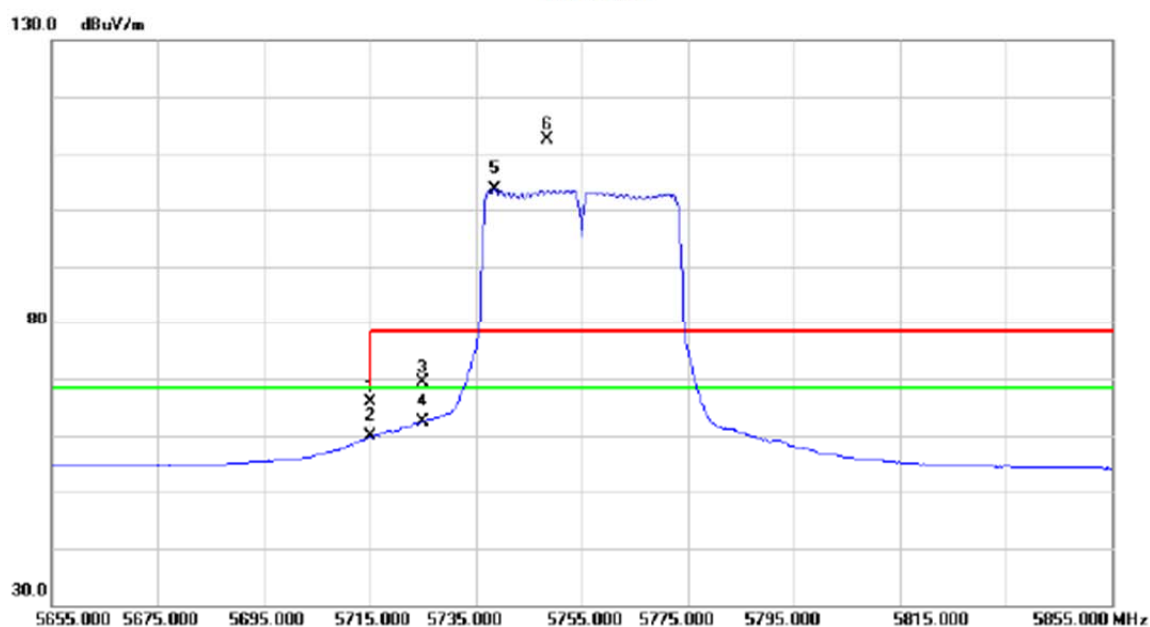
### Horizontal



No.	Mk.	Freq.	Reading Level	Correct Factor	Measurement	Limit	Margin	Detector	Comment
		MHz	dBuV	dB	dBuV/m	dBuV/m	dB		
1		11650.00	38.36	12.84	51.20	68.30	-17.10	peak	
2	*	11650.00	29.71	12.84	42.55	54.00	-11.45	AVG	

Orthogonal Axis:	X
Test Mode:	UNII-3/TX AC40 Mode 5755MHz

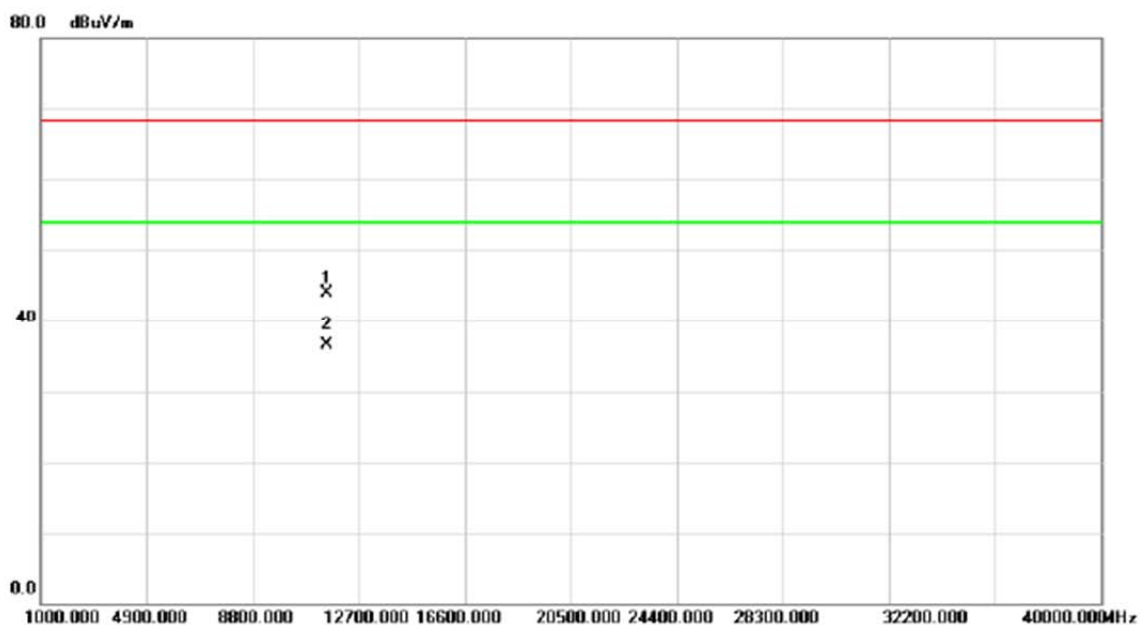
### Vertical



No.	Mk.	Freq. MHz	Reading Level dBuV	Correct Factor dB	Measure- ment dBuV/m	Limit dBuV/m	Margin dB	Detector	Comment
1		5715.000	24.83	41.06	65.89	68.30	-2.41	peak	
2		5715.000	18.79	41.06	59.85	68.30	-8.45	AVG	
3		5725.000	28.22	41.10	69.32	78.30	-8.98	peak	
4		5725.000	21.32	41.10	62.42	68.30	-5.88	AVG	
5	*	5738.600	62.43	41.15	103.58	68.30	35.28	AVG	No Limit
6	X	5748.400	71.31	41.19	112.50	78.30	34.20	peak	No Limit

Orthogonal Axis:	X
Test Mode:	UNII-3/TX AC40 Mode 5755MHz

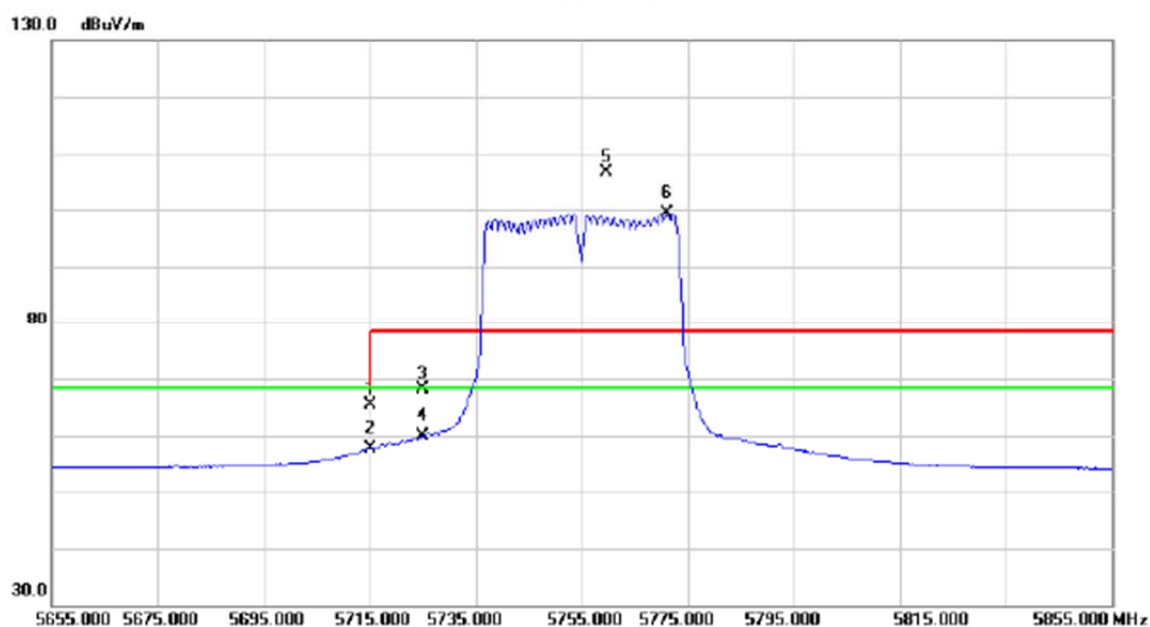
### Vertical



No.	Mk.	Freq. MHz	Reading Level dBuV	Correct Factor dB	Measure- ment dBuV/m	Limit dBuV/m	Margin dB	Detector	Comment
1		11509.71	30.97	12.94	43.91	68.30	-24.39	peak	
2	*	11509.71	23.56	12.94	36.50	54.00	-17.50	AVG	

Orthogonal Axis:	X
Test Mode:	UNII-3/TX AC40 Mode 5755MHz

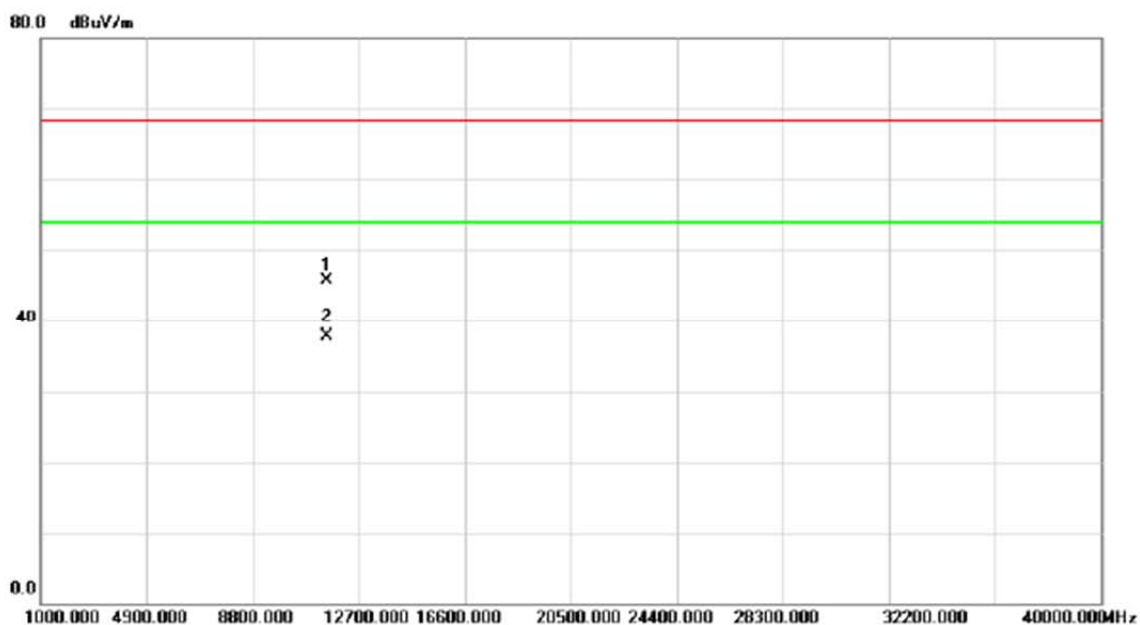
### Horizontal



No.	Mk.	Freq. MHz	Reading Level dBuV	Correct Factor dB	Measure- ment dBuV/m	Limit dBuV/m	Margin dB	Detector	Comment
1		5715.000	24.27	41.06	65.33	68.30	-2.97	peak	
2		5715.000	16.66	41.06	57.72	68.30	-10.58	AVG	
3		5725.000	26.91	41.10	68.01	78.30	-10.29	peak	
4		5725.000	18.82	41.10	59.92	68.30	-8.38	AVG	
5	X	5759.600	65.30	41.24	106.54	78.30	28.24	peak	No Limit
6	*	5771.200	58.02	41.28	99.30	68.30	31.00	AVG	No Limit

Orthogonal Axis:	X
Test Mode:	UNII-3/TX AC40 Mode 5755MHz

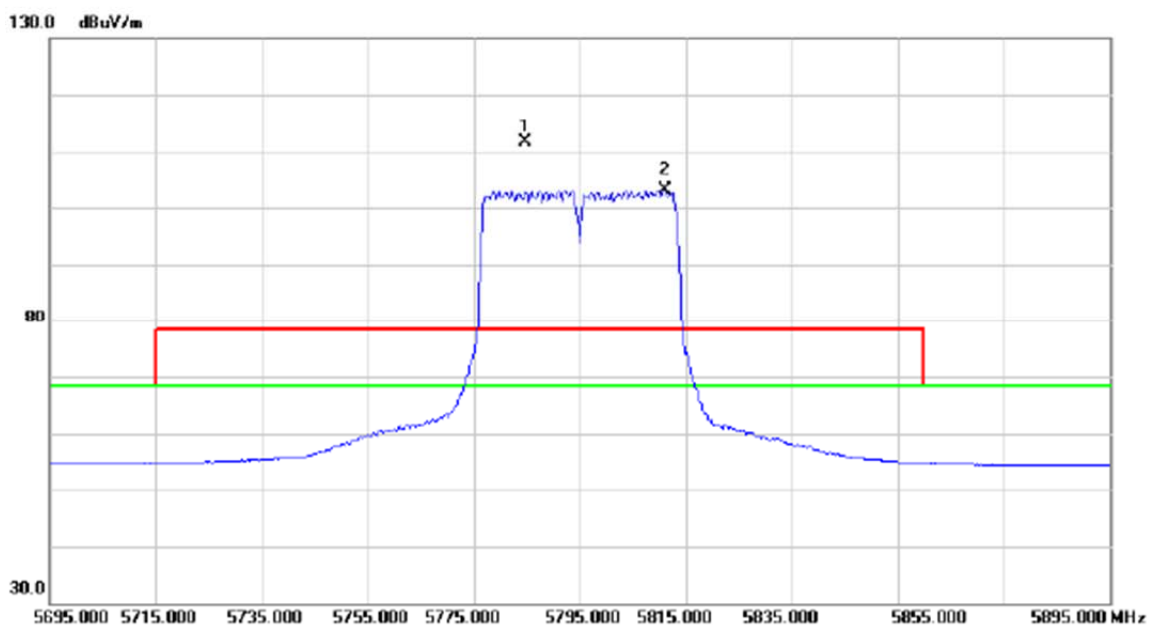
### Horizontal



No.	Mk.	Freq. MHz	Reading Level dBuV	Correct Factor dB	Measure- ment dBuV/m	Limit dBuV/m	Margin dB	Detector	Comment
1		11510.57	32.71	12.94	45.65	68.30	-22.65	peak	
2	*	11510.57	24.69	12.94	37.63	54.00	-16.37	AVG	

Orthogonal Axis:	X
Test Mode:	UNII-3/TX AC40 Mode 5795MHz

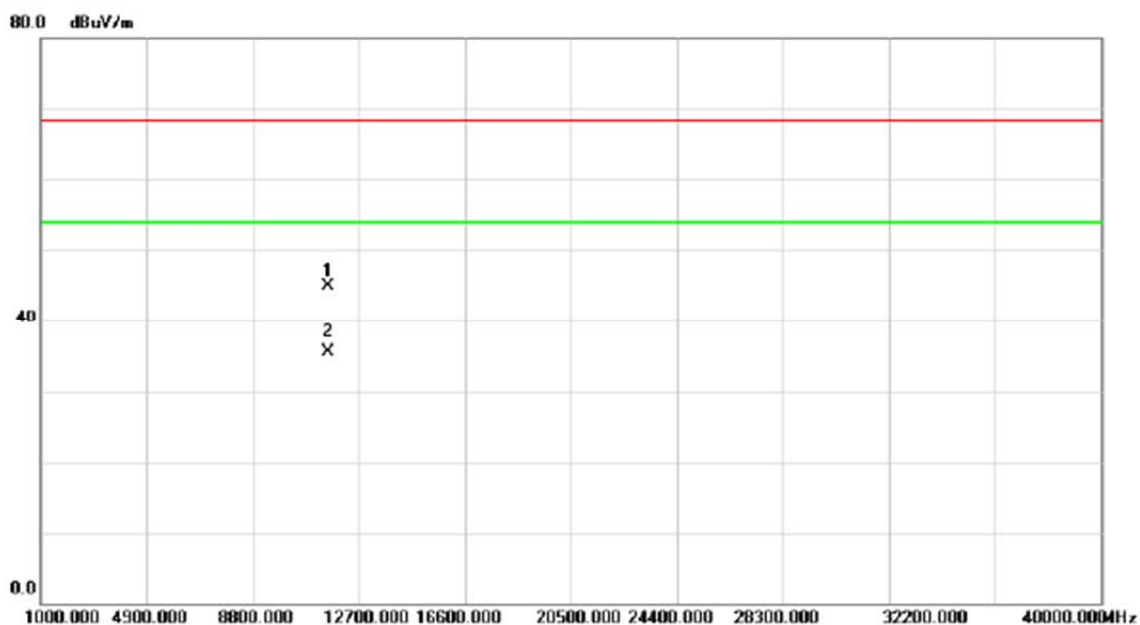
### Vertical



No.	Mk.	Freq. MHz	Reading Level dBuV	Correct Factor dB	Measure- ment dBuV/m	Limit dBuV/m	Margin dB	Detector	Comment
1	X	5784.800	70.20	41.34	111.54	78.30	33.24	peak	No Limit
2	*	5811.000	61.65	41.46	103.11	68.30	34.81	AVG	No Limit

Orthogonal Axis:	X
Test Mode:	UNII-3/TX AC40 Mode 5795MHz

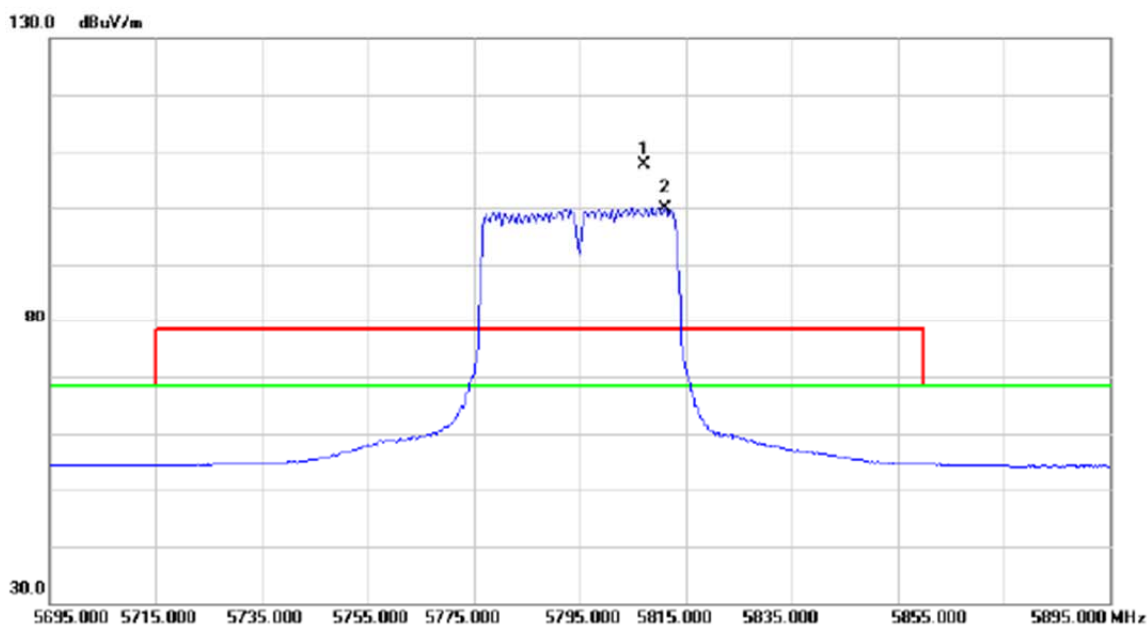
### Vertical



No.	Mk.	Freq. MHz	Reading Level dBuV	Correct Factor dB	Measure- ment dBuV/m	Limit dBuV/m	Margin dB	Detector	Comment
1		11590.67	31.98	12.88	44.86	68.30	-23.44	peak	
2	*	11590.67	22.71	12.88	35.59	54.00	-18.41	AVG	

Orthogonal Axis:	X
Test Mode:	UNII-3/TX AC40 Mode 5795MHz

### Horizontal



No.	Mk.	Freq. MHz	Reading Level dBuV	Correct Factor dB	Measure- ment dBuV/m	Limit dBuV/m	Margin dB	Detector	Comment
1	X	5807.200	66.27	41.44	107.71	78.30	29.41	peak	No Limit
2	*	5811.200	58.52	41.46	99.98	68.30	31.68	AVG	No Limit