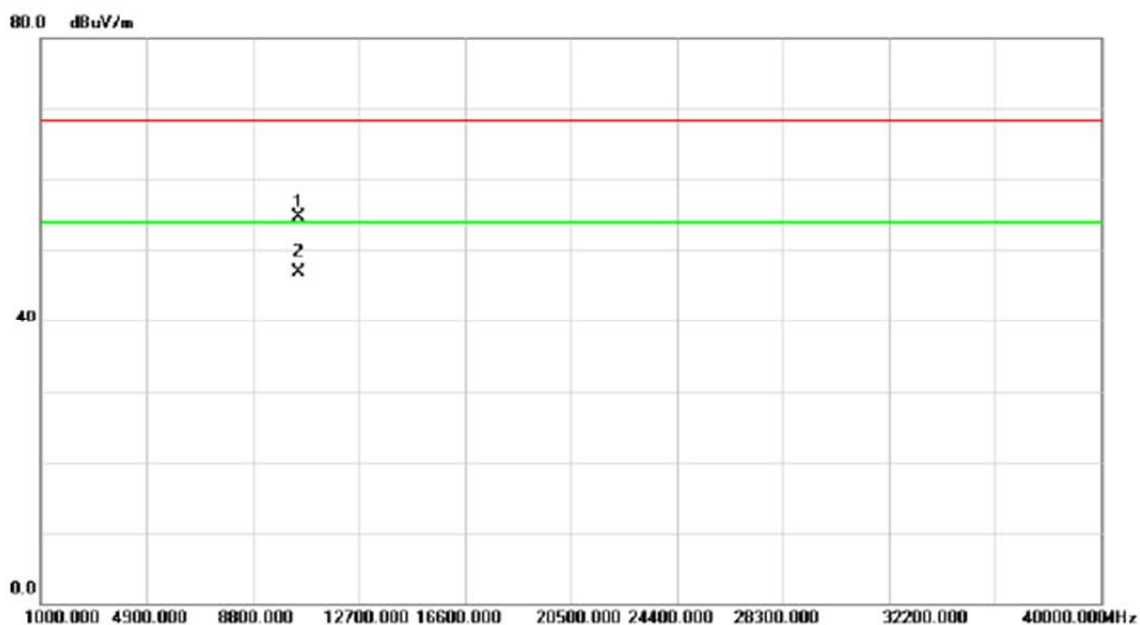


Orthogonal Axis:	X
Test Mode:	UNII-1/ TX AC20 Mode 5240MHz

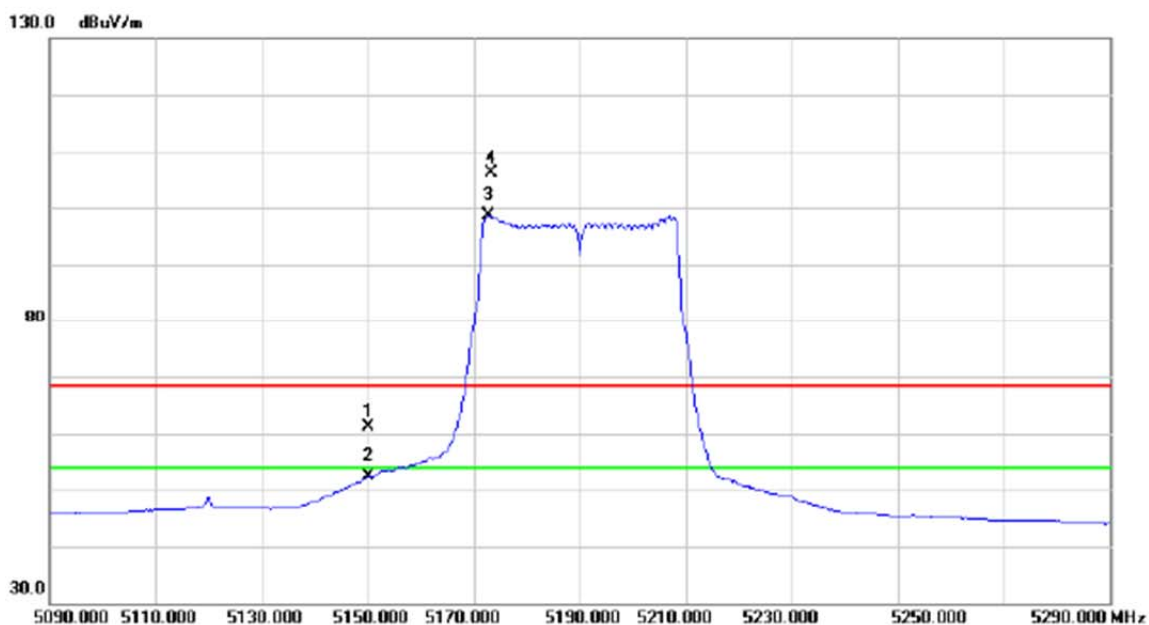
Horizontal



No.	Mk.	Freq. MHz	Reading Level dBuV	Correct Factor dB	Measure- ment dBuV/m	Limit dBuV/m	Margin dB	Detector	Comment
1		10479.40	43.85	10.94	54.79	68.30	-13.51	peak	
2	*	10479.40	35.91	10.94	46.85	54.00	-7.15	AVG	

Orthogonal Axis:	X
Test Mode:	UNII-1/ TX AC40 Mode 5190MHz

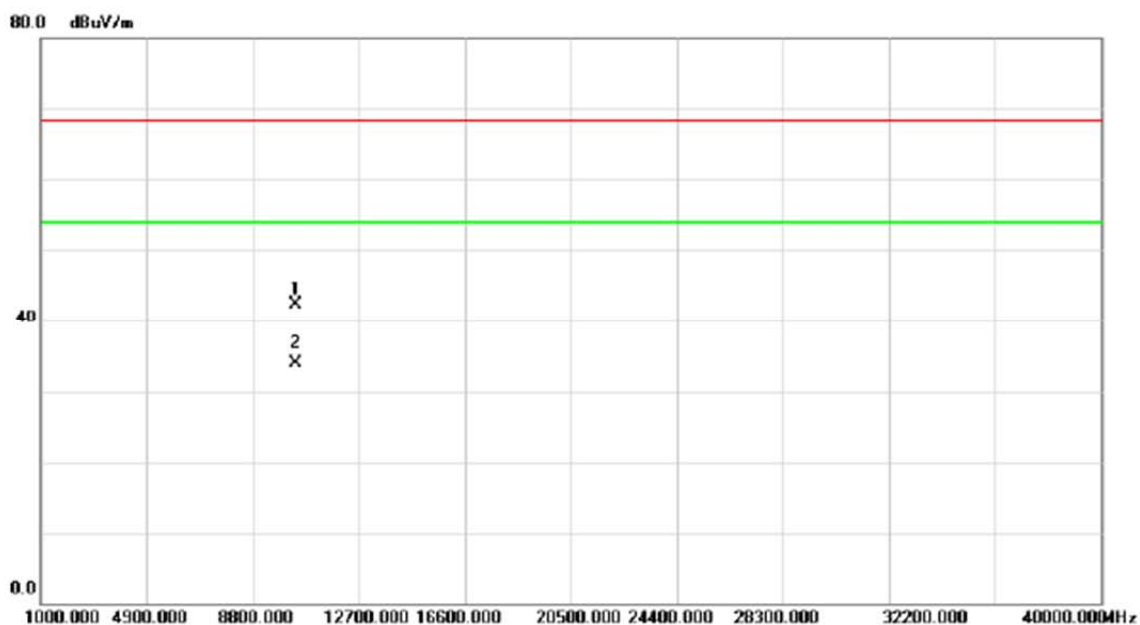
Vertical



No.	Mk.	Freq. MHz	Reading Level dBuV	Correct Factor dB	Measure- ment dBuV/m	Limit dBuV/m	Margin dB	Detector	Comment
1		5150.000	22.10	39.00	61.10	68.30	-7.20	peak	
2		5150.000	13.29	39.00	52.29	54.00	-1.71	AVG	
3	*	5172.800	59.45	39.07	98.52	54.00	44.52	AVG	No Limit
4	X	5173.400	67.16	39.07	106.23	68.30	37.93	peak	No Limit

Orthogonal Axis:	X
Test Mode:	UNII-1/ TX AC40 Mode 5190MHz

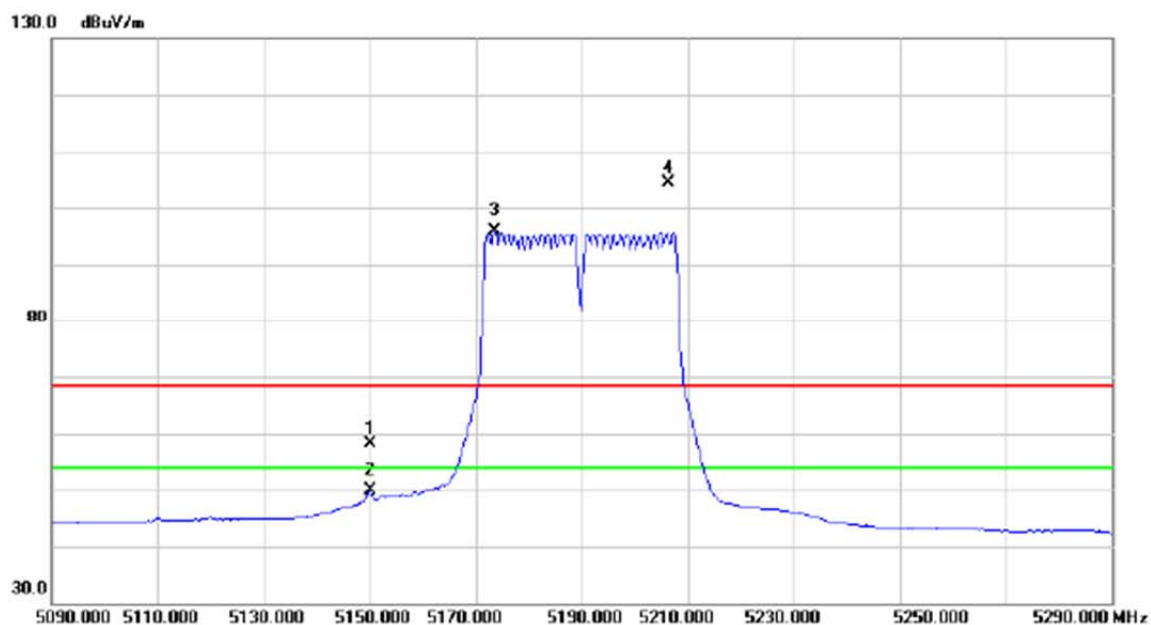
Vertical



No.	Mk.	Freq. MHz	Reading Level dBuV	Correct Factor dB	Measure- ment dBuV/m	Limit dBuV/m	Margin dB	Detector	Comment
1		10380.86	31.25	11.08	42.33	68.30	-25.97	peak	
2	*	10380.86	22.83	11.08	33.91	54.00	-20.09	AVG	

Orthogonal Axis:	X
Test Mode:	UNII-1/ TX AC40 Mode 5190MHz

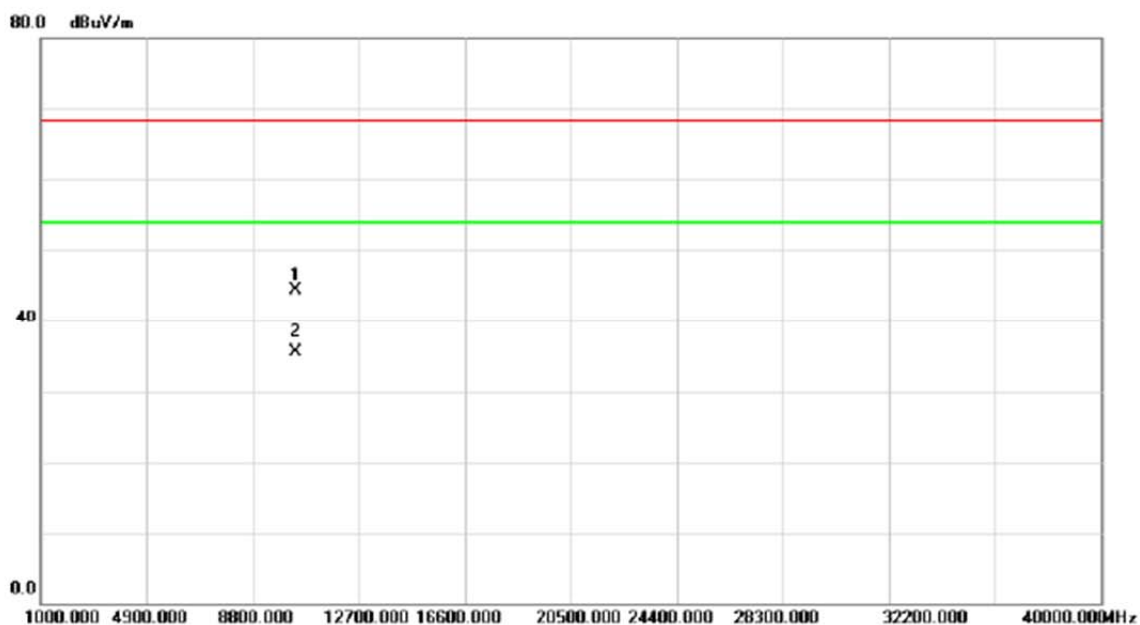
Horizontal



No.	Mk.	Freq. MHz	Reading Level dBuV	Correct Factor dB	Measure- ment dBuV/m	Limit dBuV/m	Margin dB	Detector	Comment
1		5150.000	19.03	39.00	58.03	68.30	-10.27	peak	
2		5150.000	10.97	39.00	49.97	54.00	-4.03	AVG	
3	*	5173.600	56.72	39.07	95.79	54.00	41.79	AVG	No Limit
4	X	5206.400	65.19	39.18	104.37	68.30	36.07	peak	No Limit

Orthogonal Axis:	X
Test Mode:	UNII-1/ TX AC40 Mode 5190MHz

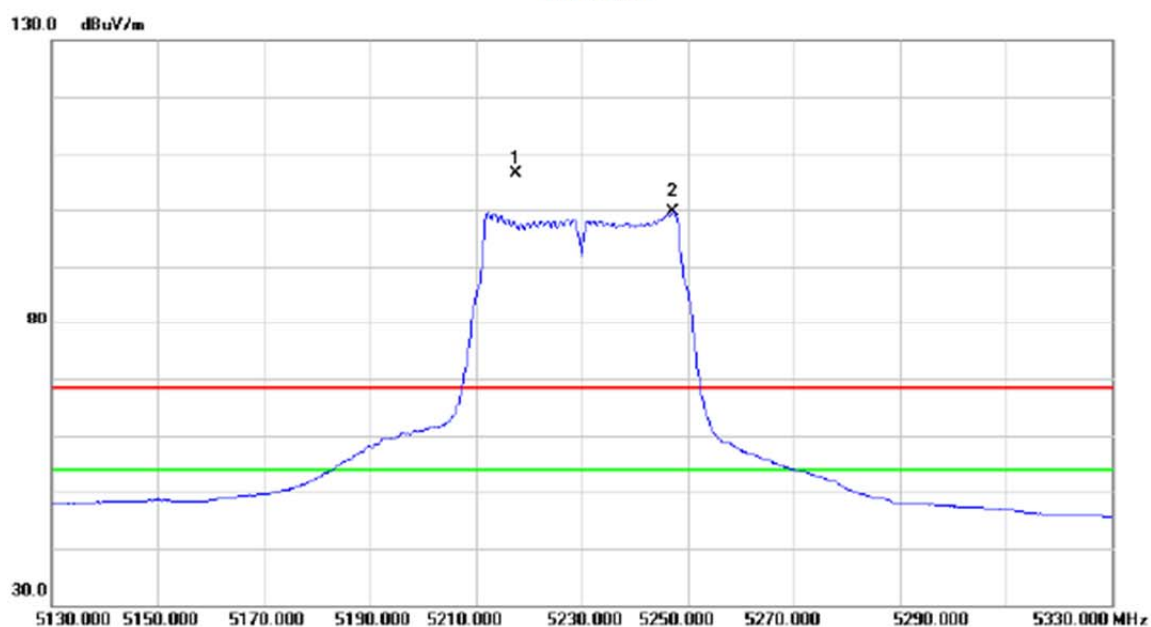
Horizontal



No.	Mk.	Freq. MHz	Reading Level dBuV	Correct Factor dB	Measure- ment dBuV/m	Limit dBuV/m	Margin dB	Detector	Comment
1		10379.10	33.25	11.08	44.33	68.30	-23.97	peak	
2	*	10379.10	24.39	11.08	35.47	54.00	-18.53	AVG	

Orthogonal Axis:	X
Test Mode:	UNII-1/ TX AC40 Mode 5230MHz

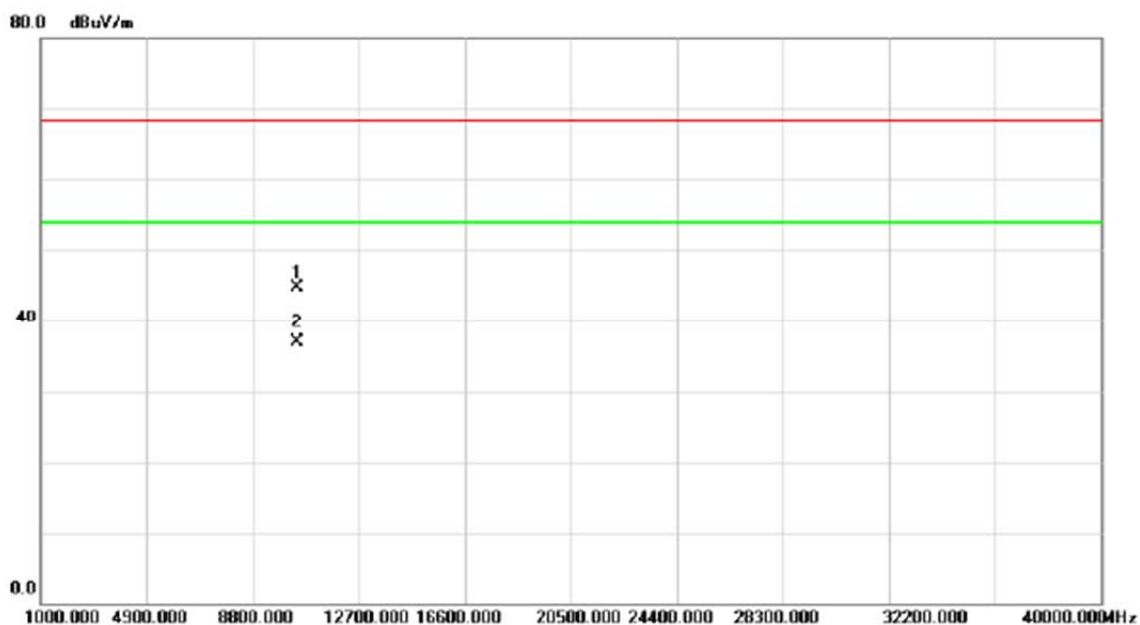
Vertical



No.	Mk.	Freq. MHz	Reading Level dBuV	Correct Factor dB	Measure- ment dBuV/m	Limit dBuV/m	Margin dB	Detector	Comment
1	X	5217.600	67.08	39.22	106.30	68.30	38.00	peak	No Limit
2	*	5247.200	60.34	39.32	99.66	54.00	45.66	AVG	No Limit

Orthogonal Axis:	X
Test Mode:	UNII-1/ TX AC40 Mode 5230MHz

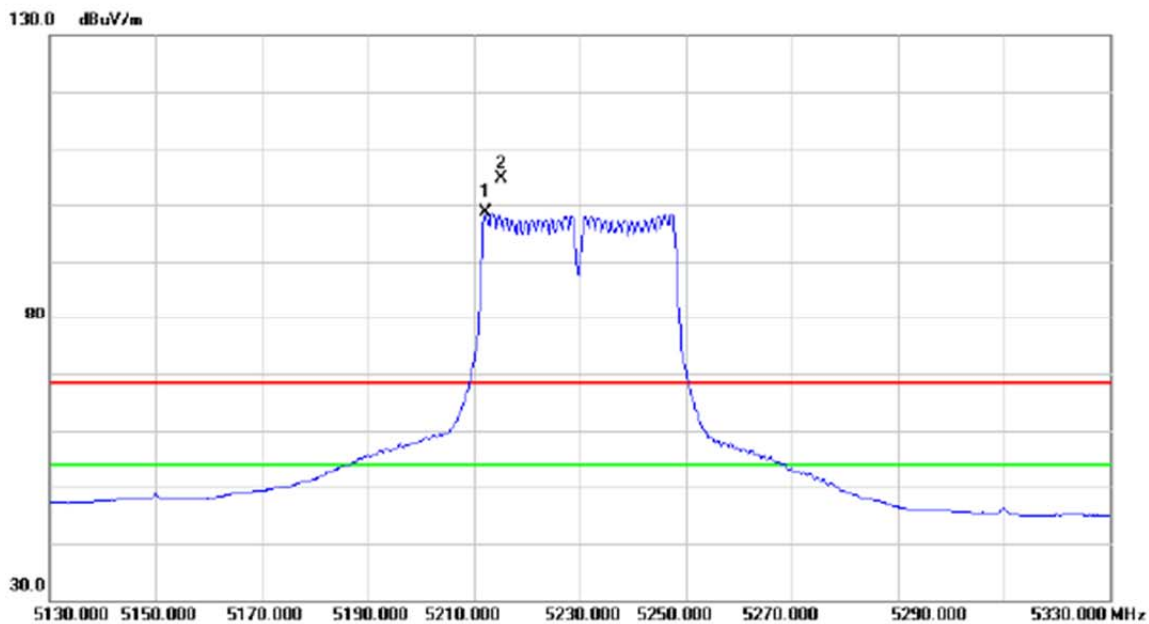
Vertical



No.	Mk.	Freq. MHz	Reading Level dBuV	Correct Factor dB	Measure- ment dBuV/m	Limit dBuV/m	Margin dB	Detector	Comment
1		10458.90	33.68	10.97	44.65	68.30	-23.65	peak	
2	*	10458.90	25.91	10.97	36.88	54.00	-17.12	AVG	

Orthogonal Axis:	X
Test Mode:	UNII-1/ TX AC40 Mode 5230MHz

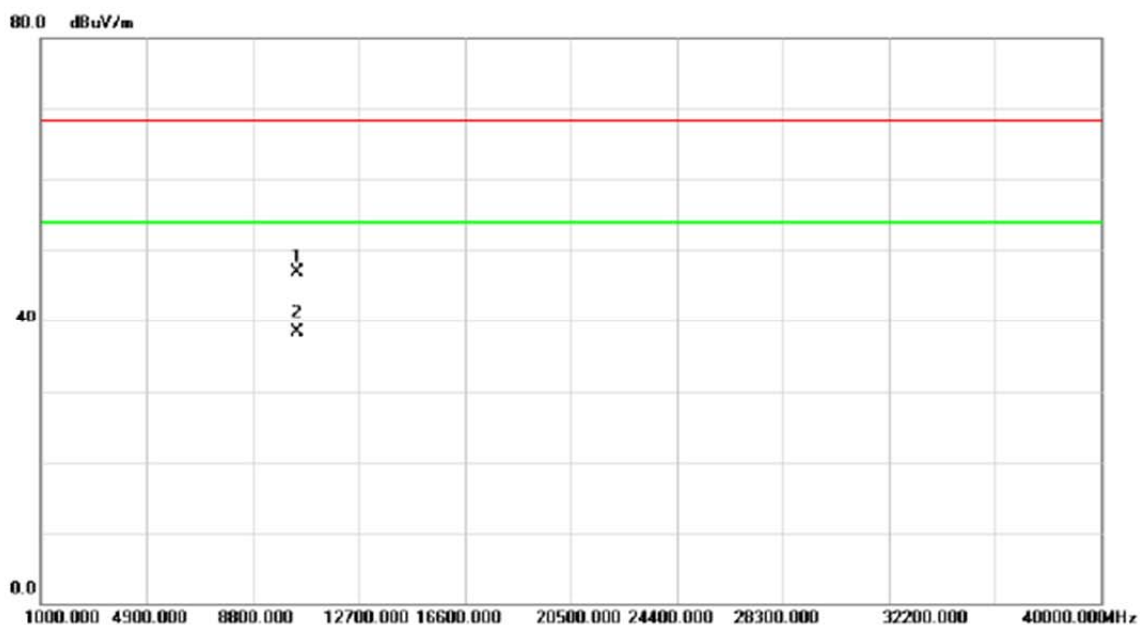
Horizontal



No.	Mk.	Freq. MHz	Reading Level dBuV	Correct Factor dB	Measure- ment dBuV/m	Limit dBuV/m	Margin dB	Detector	Comment
1	*	5212.400	59.35	39.20	98.55	54.00	44.55	AVG	No Limit
2	X	5215.200	65.42	39.21	104.63	68.30	36.33	peak	No Limit

Orthogonal Axis:	X
Test Mode:	UNII-1/ TX AC40 Mode 5230MHz

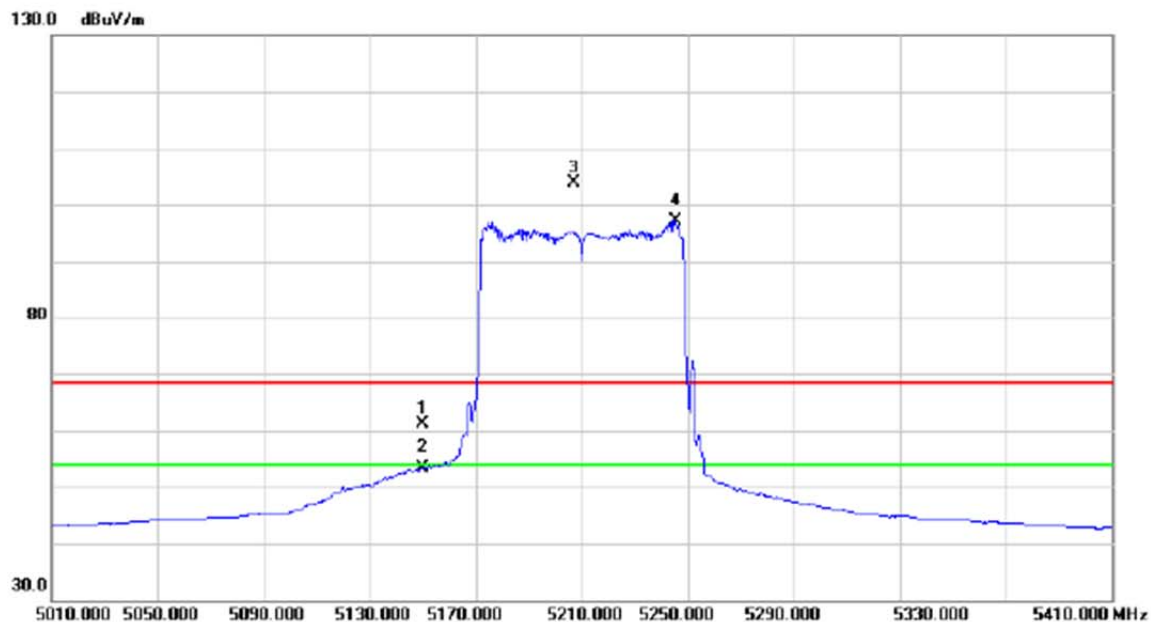
Horizontal



No.	Mk.	Freq. MHz	Reading Level dBuV	Correct Factor dB	Measure- ment dBuV/m	Limit dBuV/m	Margin dB	Detector	Comment
1		10460.70	35.89	10.96	46.85	68.30	-21.45	peak	
2	*	10460.70	27.31	10.96	38.27	54.00	-15.73	AVG	

Orthogonal Axis:	X
Test Mode:	UNII-1/ TX AC80 Mode 5210MHz

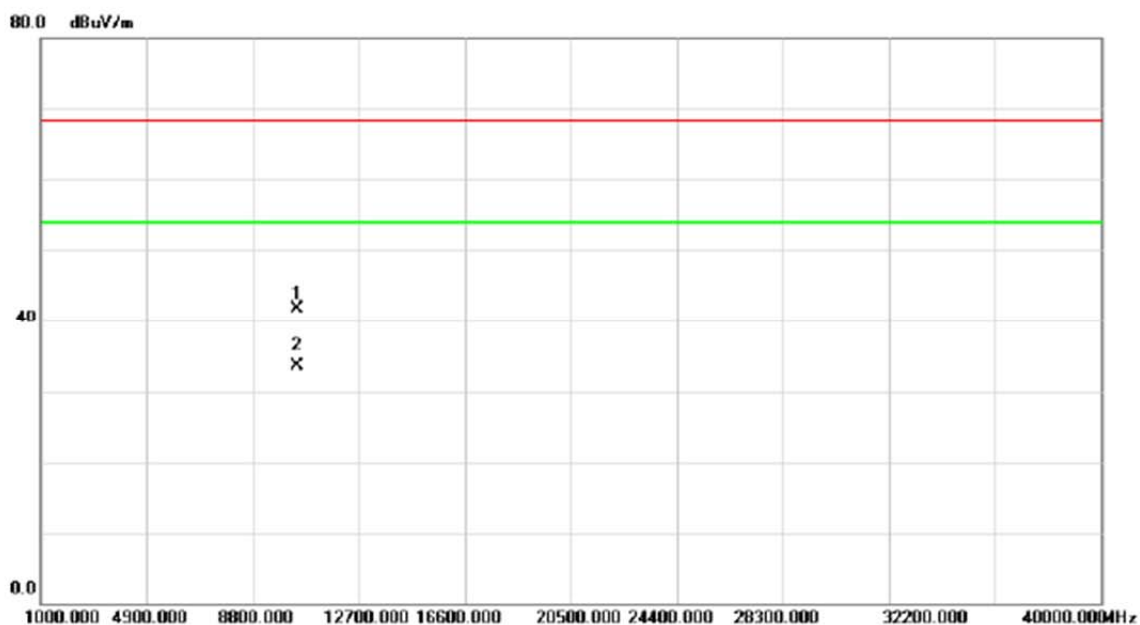
Vertical



No.	Mk.	Freq. MHz	Reading Level dBuV	Correct Factor dB	Measure- ment dBuV/m	Limit dBuV/m	Margin dB	Detector	Comment
1		5150.000	22.12	39.00	61.12	68.30	-7.18	peak	
2		5150.000	14.37	39.00	53.37	54.00	-0.63	AVG	
3	X	5207.200	64.64	39.19	103.83	68.30	35.53	peak	No Limit
4	*	5245.600	57.83	39.31	97.14	54.00	43.14	AVG	No Limit

Orthogonal Axis:	X
Test Mode:	UNII-1/ TX AC80 Mode 5210MHz

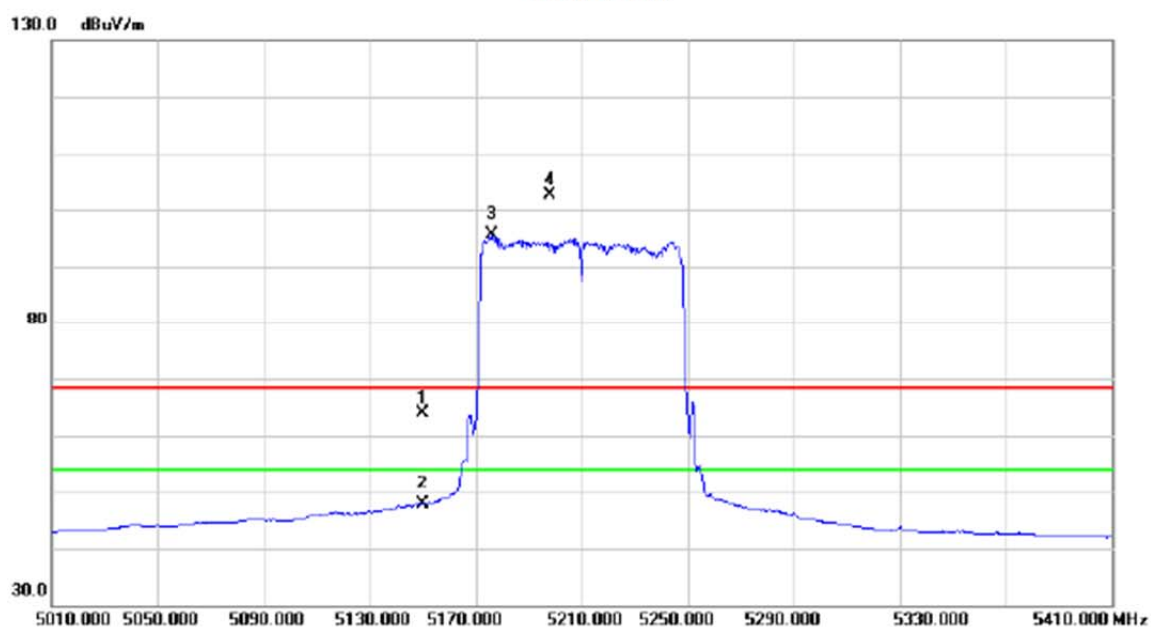
Vertical



No.	Mk.	Freq. MHz	Reading Level dBuV	Correct Factor dB	Measure- ment dBuV/m	Limit dBuV/m	Margin dB	Detector	Comment
1		10420.35	30.76	11.02	41.78	68.30	-26.52	peak	
2	*	10420.35	22.56	11.02	33.58	54.00	-20.42	AVG	

Orthogonal Axis:	X
Test Mode:	UNII-1/ TX AC80 Mode 5210MHz

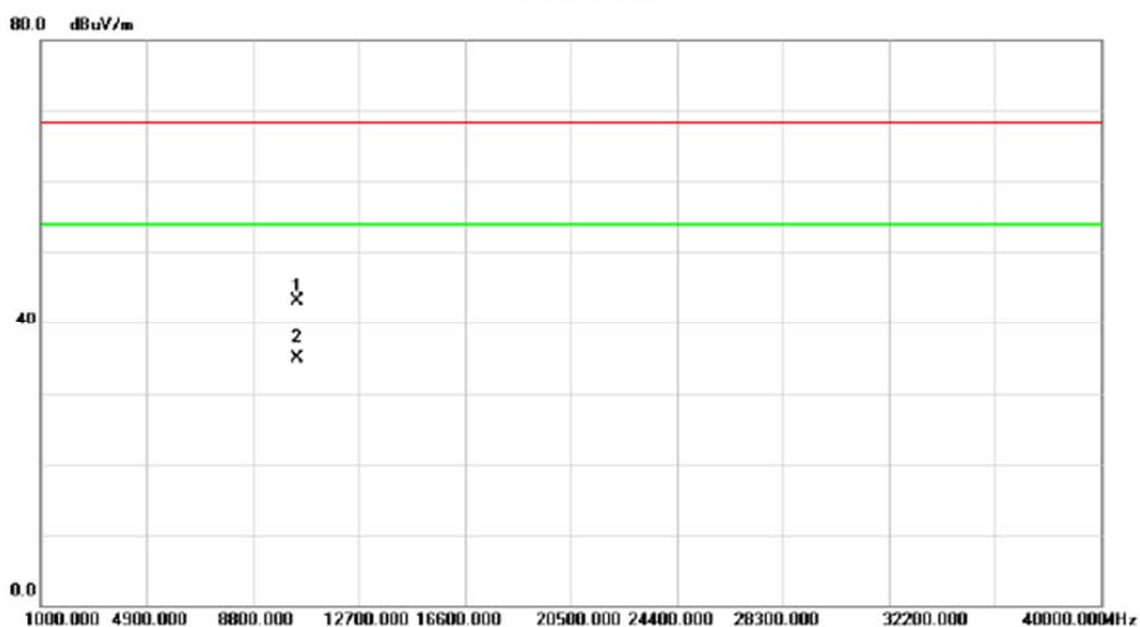
Horizontal



No.	Mk.	Freq. MHz	Reading Level dBuV	Correct Factor dB	Measure- ment dBuV/m	Limit dBuV/m	Margin dB	Detector	Comment
1		5150.000	24.81	39.00	63.81	68.30	-4.49	peak	
2		5150.000	8.89	39.00	47.89	54.00	-6.11	AVG	
3	*	5176.000	56.47	39.08	95.55	54.00	41.55	AVG	No Limit
4	X	5198.000	63.45	39.15	102.60	68.30	34.30	peak	No Limit

Orthogonal Axis:	X
Test Mode:	UNII-1/ TX AC80 Mode 5210MHz

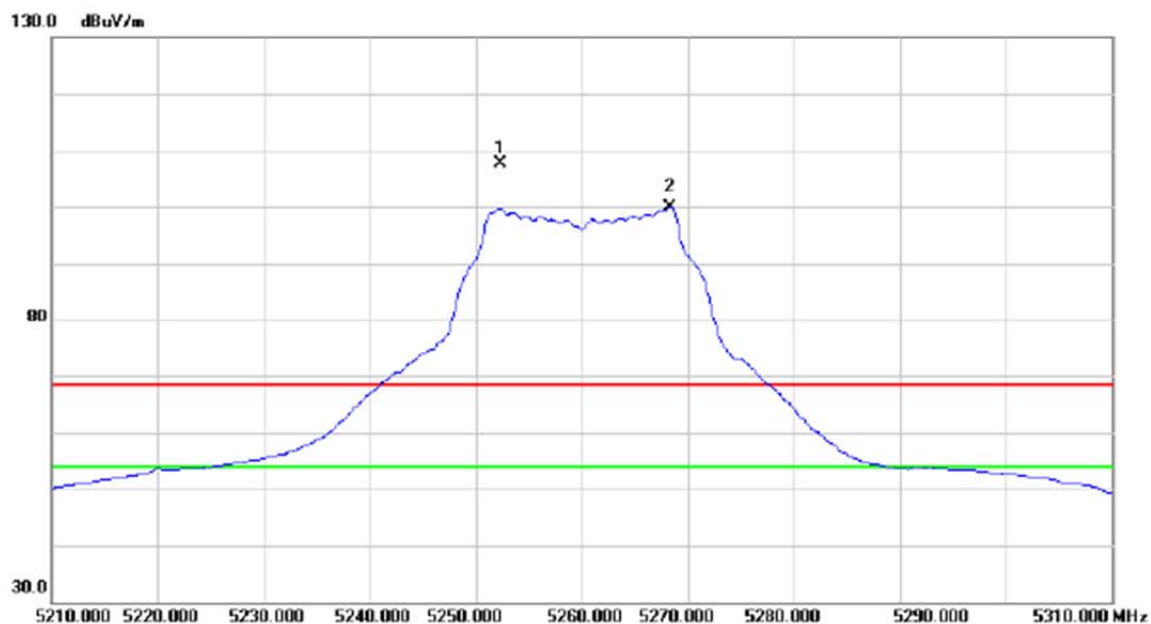
Horizontal



No.	Mk.	Freq. MHz	Reading Level dBuV	Correct Factor dB	Measure- ment dBuV/m	Limit dBuV/m	Margin dB	Detector	Comment
1		10421.13	32.17	11.02	43.19	68.30	-25.11	peak	
2	*	10421.13	23.89	11.02	34.91	54.00	-19.09	AVG	

Orthogonal Axis :	X
Test Mode :	UNII-2A/ TX AC20 Mode 5260MHz

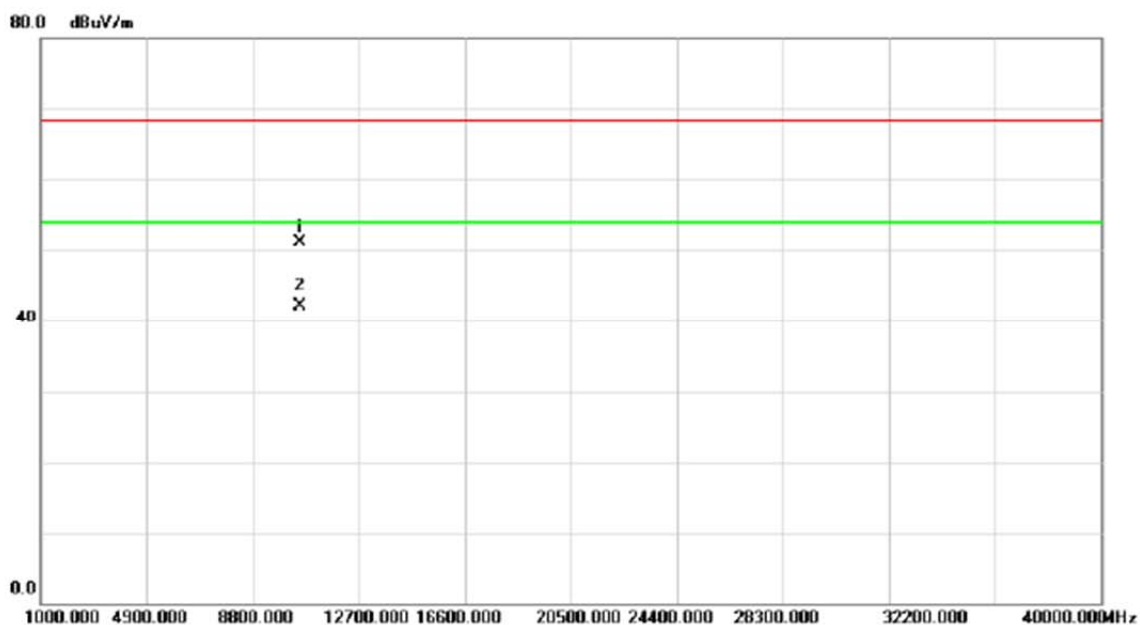
Vertical



No.	Mk.	Freq. MHz	Reading Level dBuV	Correct Factor dB	Measure- ment dBuV/m	Limit dBuV/m	Margin dB	Detector	Comment
1	X	5252.400	68.31	39.34	107.65	68.30	39.35	peak	No Limit
2	*	5268.400	60.52	39.39	99.91	54.00	45.91	AVG	No Limit

Orthogonal Axis :	X
Test Mode :	UNII-2A/ TX AC20 Mode 5260MHz

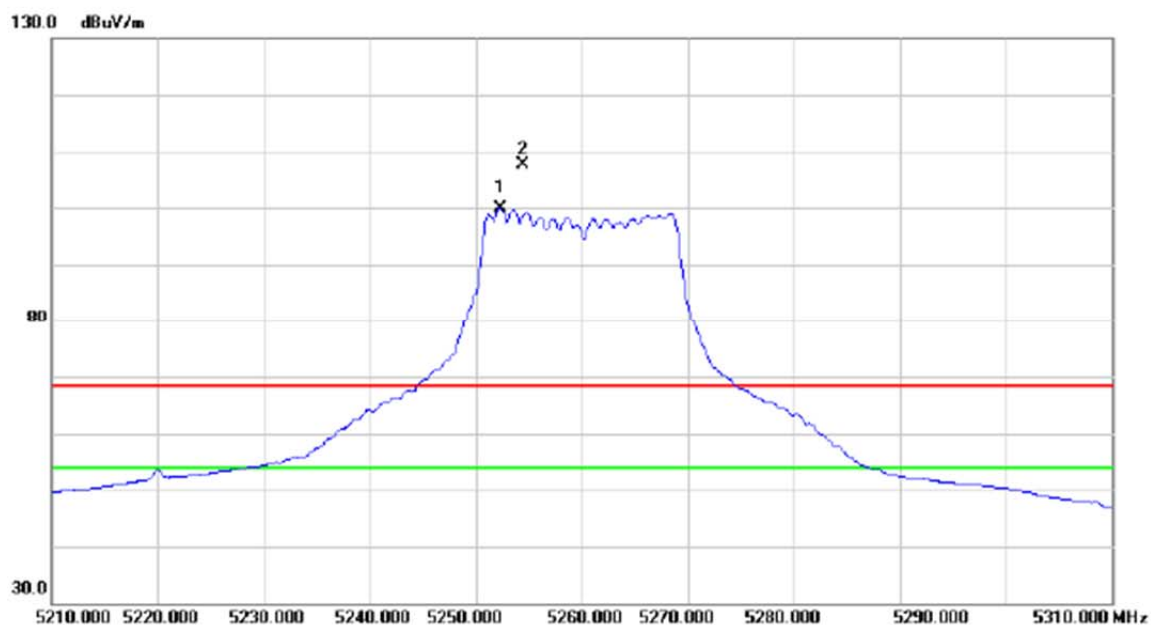
Vertical



No.	Mk.	Freq. MHz	Reading Level dBuV	Correct Factor dB	Measure- ment dBuV/m	Limit dBuV/m	Margin dB	Detector	Comment
1		10519.10	40.11	10.92	51.03	68.30	-17.27	peak	
2	*	10519.10	31.25	10.92	42.17	54.00	-11.83	AVG	

Orthogonal Axis :	X
Test Mode :	UNII-2A/ TX AC20 Mode 5260MHz

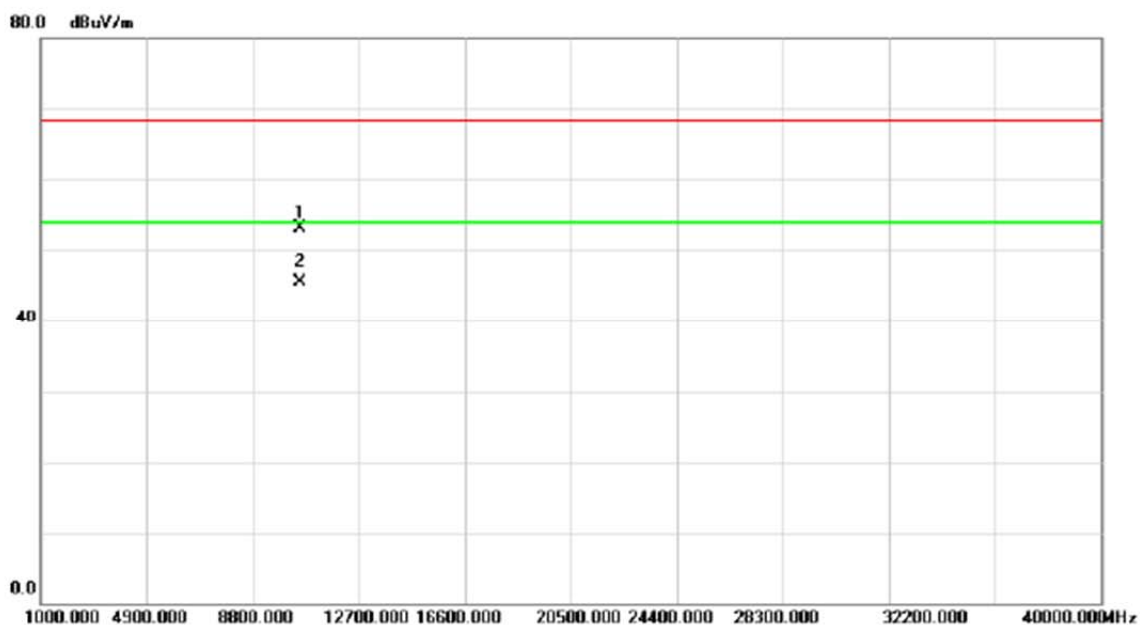
Horizontal



No.	Mk.	Freq.	Reading Level	Correct Factor	Measurement	Limit	Margin	Detector	Comment
		MHz	dBuV	dB	dBuV/m	dBuV/m	dB		
1	*	5252.300	60.64	39.34	99.98	54.00	45.98	AVG	No Limit
2	X	5254.500	68.37	39.35	107.72	68.30	39.42	peak	No Limit

Orthogonal Axis :	X
Test Mode :	UNII-2A/ TX AC20 Mode 5260MHz

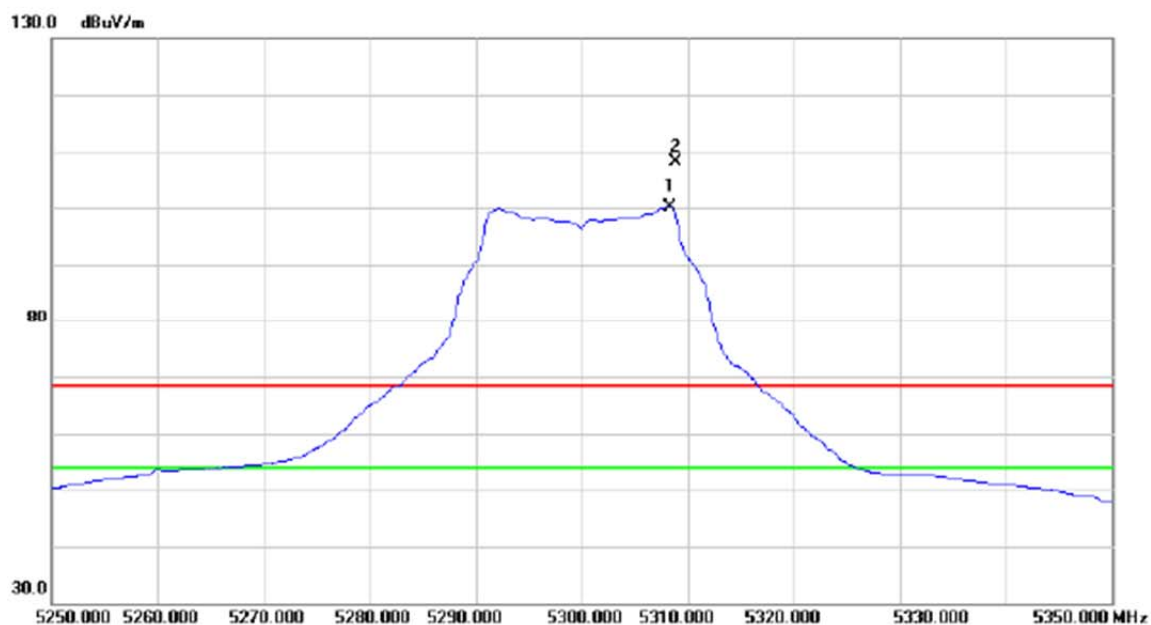
Horizontal



No.	Mk.	Freq.	Reading Level	Correct Factor	Measurement	Limit	Margin	Detector	Comment
		MHz	dBuV	dB	dBuV/m	dBuV/m	dB		
1		10518.90	42.17	10.92	53.09	68.30	-15.21	peak	
2	*	10518.90	34.65	10.92	45.57	54.00	-8.43	AVG	

Orthogonal Axis :	X
Test Mode :	UNII-2A/ TX A Mode 5300MHz

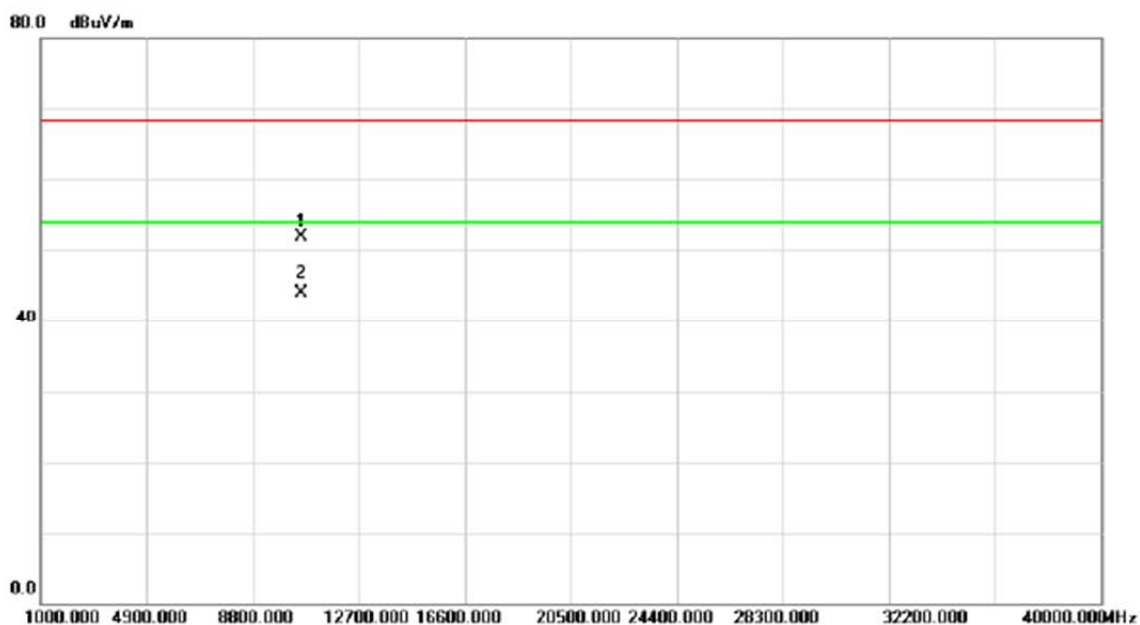
Vertical



No.	Mk.	Freq.	Reading Level	Correct Factor	Measurement	Limit	Margin	Detector	Comment
		MHz	dBuV	dB	dBuV/m	dBuV/m	dB		
1	*	5308.300	60.72	39.52	100.24	54.00	46.24	AVG	No Limit
2	X	5308.900	68.49	39.52	108.01	68.30	39.71	peak	No Limit

Orthogonal Axis :	X
Test Mode :	UNII-2A/ TX A Mode 5300MHz

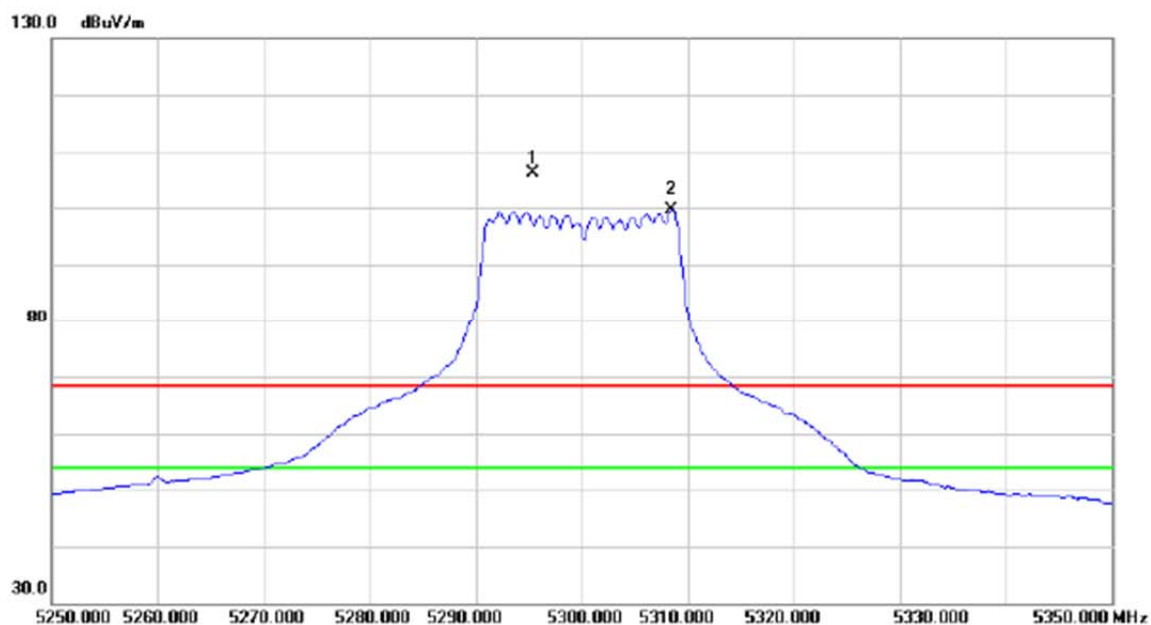
Vertical



No.	Mk.	Freq. MHz	Reading Level dBuV	Correct Factor dB	Measure- ment dBuV/m	Limit dBuV/m	Margin dB	Detector	Comment
1		10601.10	40.96	11.00	51.96	68.30	-16.34	peak	
2	*	10601.10	32.83	11.00	43.83	54.00	-10.17	AVG	

Orthogonal Axis :	X
Test Mode :	UNII-2A/ TX A Mode 5300MHz

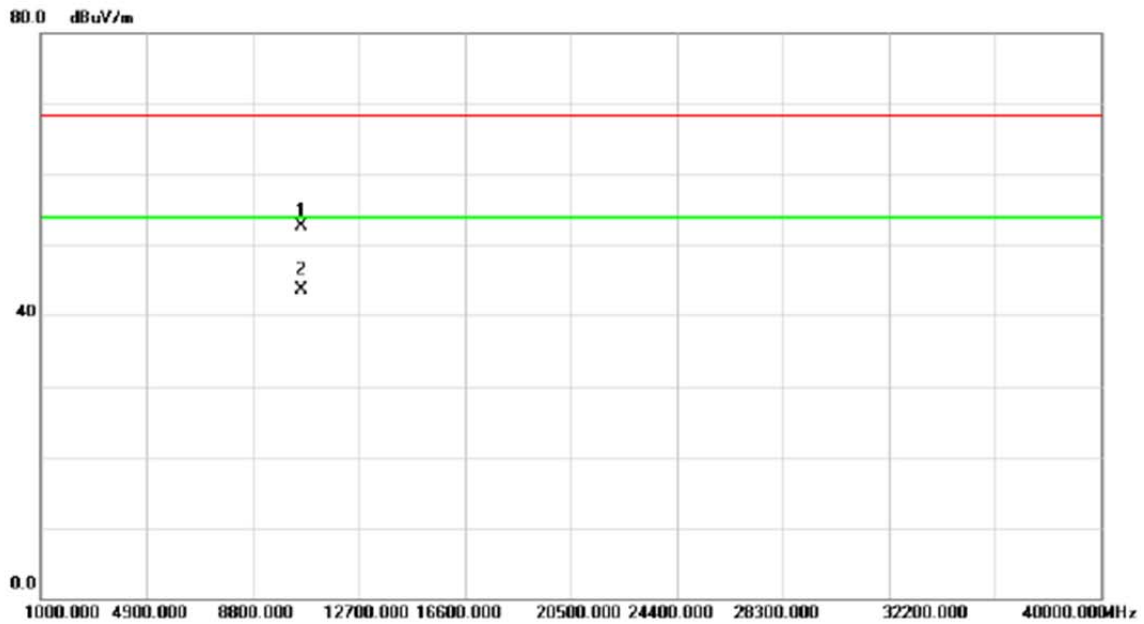
Horizontal



No.	Mk.	Freq. MHz	Reading Level dBuV	Correct Factor dB	Measure- ment dBuV/m	Limit dBuV/m	Margin dB	Detector	Comment
1	X	5295.400	66.75	39.48	106.23	68.30	37.93	peak	No Limit
2	*	5308.500	60.04	39.52	99.56	54.00	45.56	AVG	No Limit

Orthogonal Axis :	X
Test Mode :	UNII-2A/ TX A Mode 5300MHz

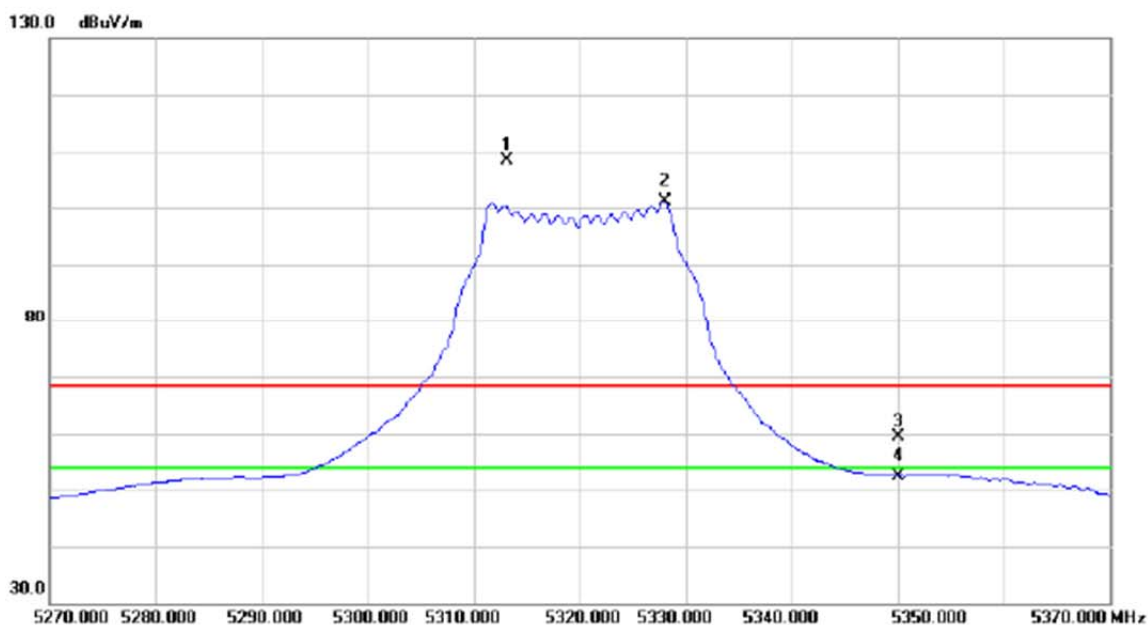
Horizontal



No.	Mk.	Freq. MHz	Reading Level dBuV	Correct Factor dB	Measure- ment dBuV/m	Limit dBuV/m	Margin dB	Detector	Comment
1		10600.30	41.70	11.00	52.70	68.30	-15.60	peak	
2	*	10600.30	32.69	11.00	43.69	54.00	-10.31	AVG	

Orthogonal Axis :	X
Test Mode :	UNII-2A/ TX AC20 Mode 5320MHz

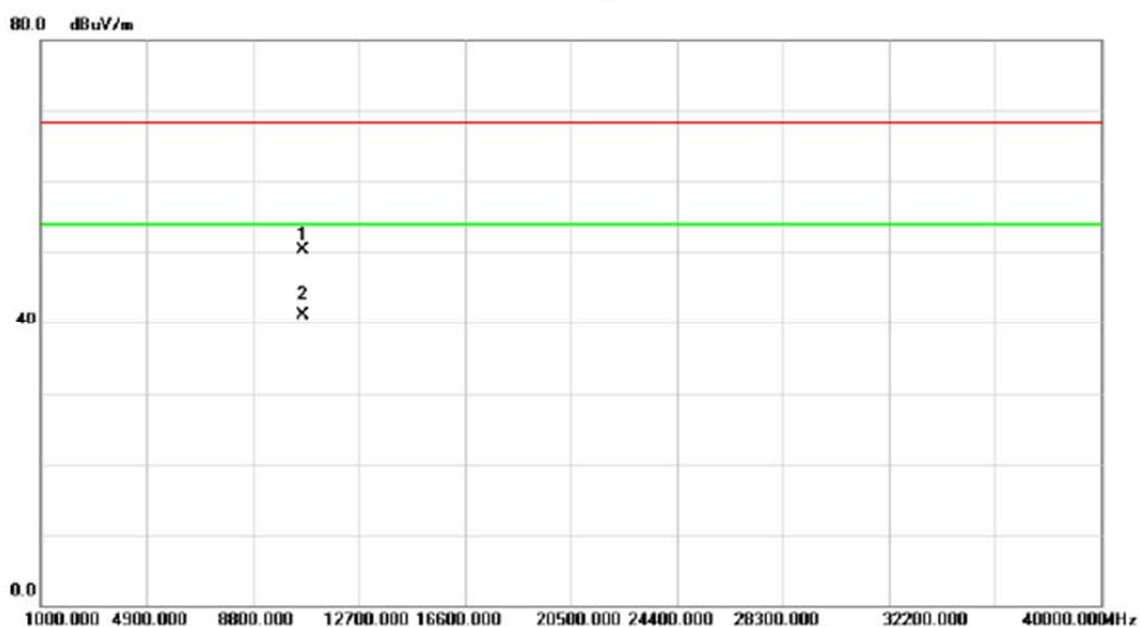
Vertical



No.	Mk.	Freq. MHz	Reading Level dBuV	Correct Factor dB	Measure- ment dBuV/m	Limit dBuV/m	Margin dB	Detector	Comment
1	X	5313.200	68.89	39.54	108.43	68.30	40.13	peak	No Limit
2	*	5328.000	61.60	39.59	101.19	54.00	47.19	AVG	No Limit
3		5350.000	19.79	39.66	59.45	68.30	-8.85	peak	
4		5350.000	12.84	39.66	52.50	54.00	-1.50	AVG	

Orthogonal Axis :	X
Test Mode :	UNII-2A/ TX AC20 Mode 5320MHz

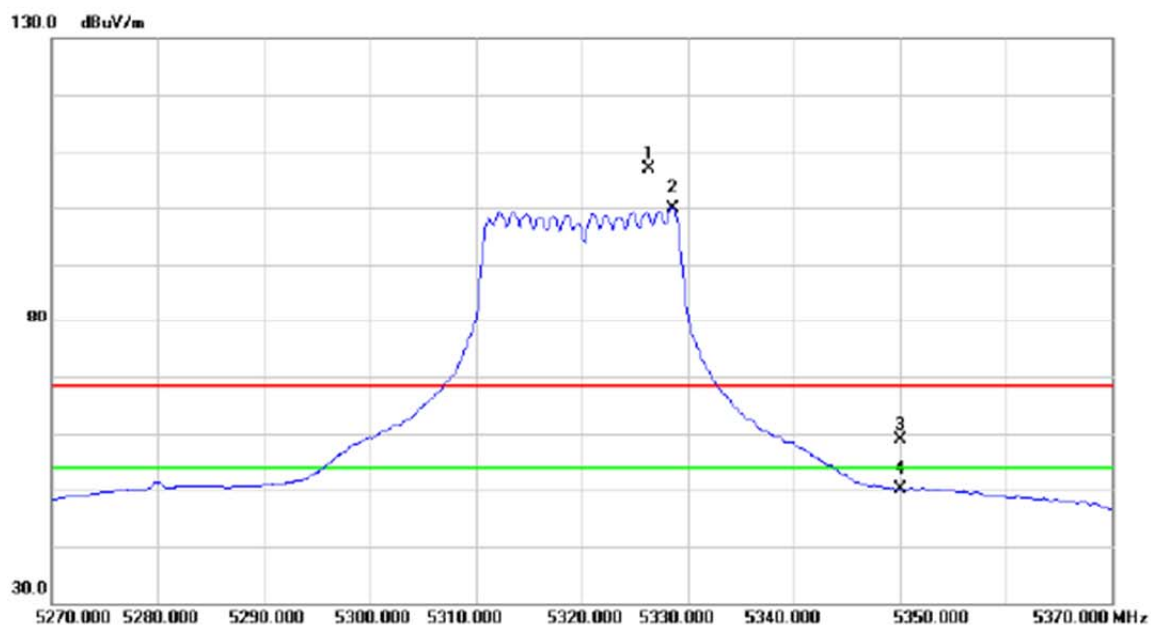
Vertical



No.	Mk.	Freq. MHz	Reading Level dBuV	Correct Factor dB	Measure- ment dBuV/m	Limit dBuV/m	Margin dB	Detector	Comment
1		10639.91	39.22	11.04	50.26	68.30	-18.04	peak	
2	*	10639.91	30.16	11.04	41.20	54.00	-12.80	AVG	

Orthogonal Axis :	X
Test Mode :	UNII-2A/ TX AC20 Mode 5320MHz

Horizontal



No.	Mk.	Freq. MHz	Reading Level dBuV	Correct Factor dB	Measure- ment dBuV/m	Limit dBuV/m	Margin dB	Detector	Comment
1	X	5326.300	67.21	39.58	106.79	68.30	38.49	peak	No Limit
2	*	5328.600	60.36	39.59	99.95	54.00	45.95	AVG	No Limit
3		5350.000	19.31	39.66	58.97	68.30	-9.33	peak	
4		5350.000	10.54	39.66	50.20	54.00	-3.80	AVG	

Orthogonal Axis :	X
Test Mode :	UNII-2A/ TX AC20 Mode 5320MHz

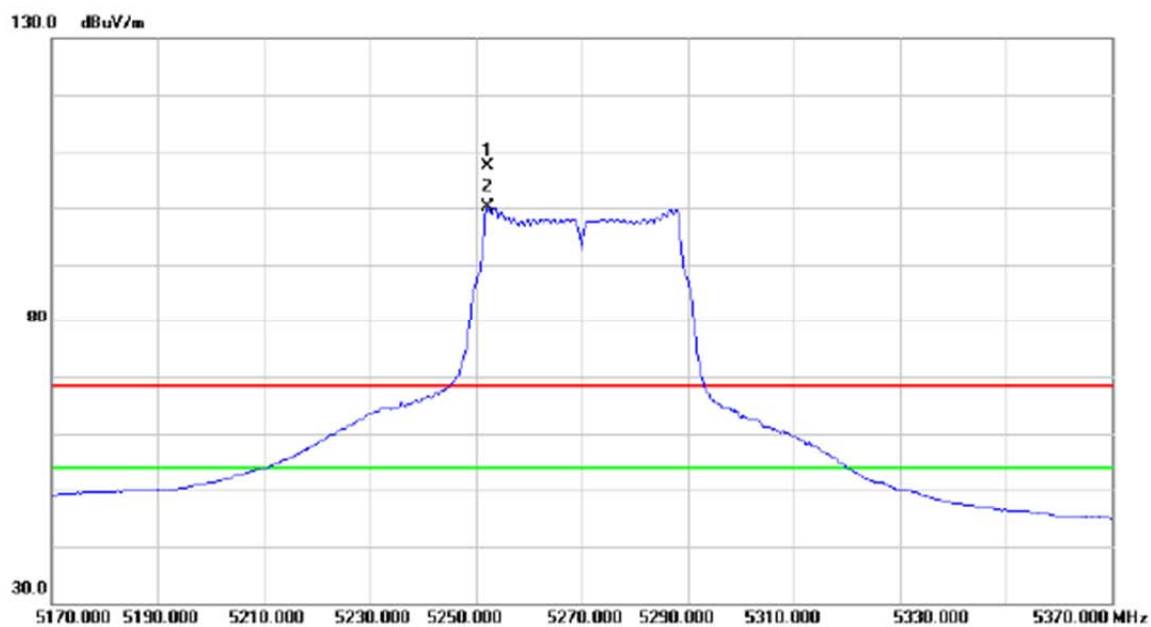
Horizontal



No.	Mk.	Freq. MHz	Reading Level dBuV	Correct Factor dB	Measure- ment dBuV/m	Limit dBuV/m	Margin dB	Detector	Comment
1		10640.84	39.87	11.04	50.91	68.30	-17.39	peak	
2	*	10640.84	31.54	11.04	42.58	54.00	-11.42	AVG	

Orthogonal Axis :	X
Test Mode :	UNII-2A/ TX AC40 Mode 5270MHz

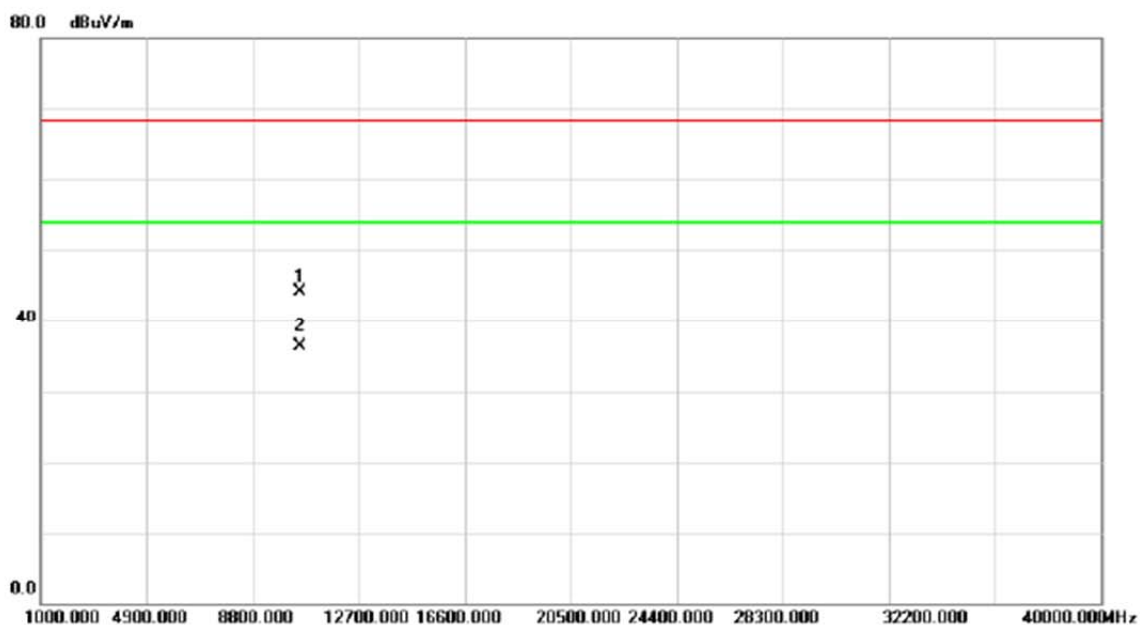
Vertical



No.	Mk.	Freq. MHz	Reading Level dBuV	Correct Factor dB	Measure- ment dBuV/m	Limit dBuV/m	Margin dB	Detector	Comment
1	X	5252.400	67.92	39.34	107.26	68.30	38.96	peak	No Limit
2	*	5252.400	60.82	39.34	100.16	54.00	46.16	AVG	No Limit

Orthogonal Axis :	X
Test Mode :	UNII-2A/ TX AC40 Mode 5270MHz

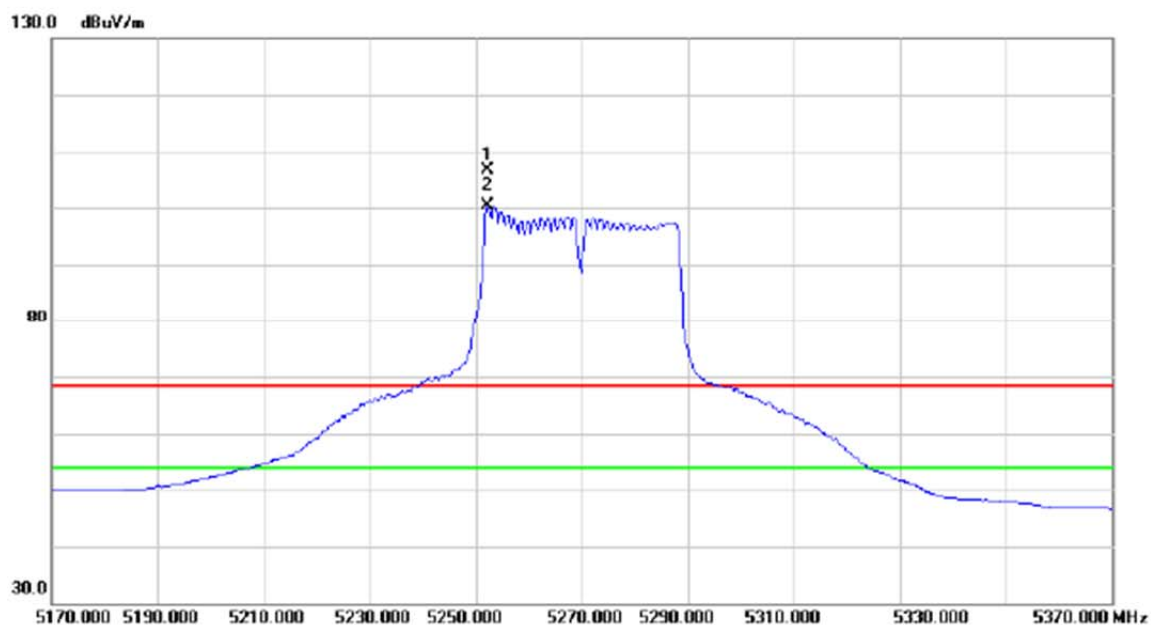
Vertical



No.	Mk.	Freq. MHz	Reading Level dBuV	Correct Factor dB	Measure- ment dBuV/m	Limit dBuV/m	Margin dB	Detector	Comment
1		10539.10	33.14	10.95	44.09	68.30	-24.21	peak	
2	*	10539.10	25.45	10.95	36.40	54.00	-17.60	AVG	

Orthogonal Axis :	X
Test Mode :	UNII-2A/ TX AC40 Mode 5270MHz

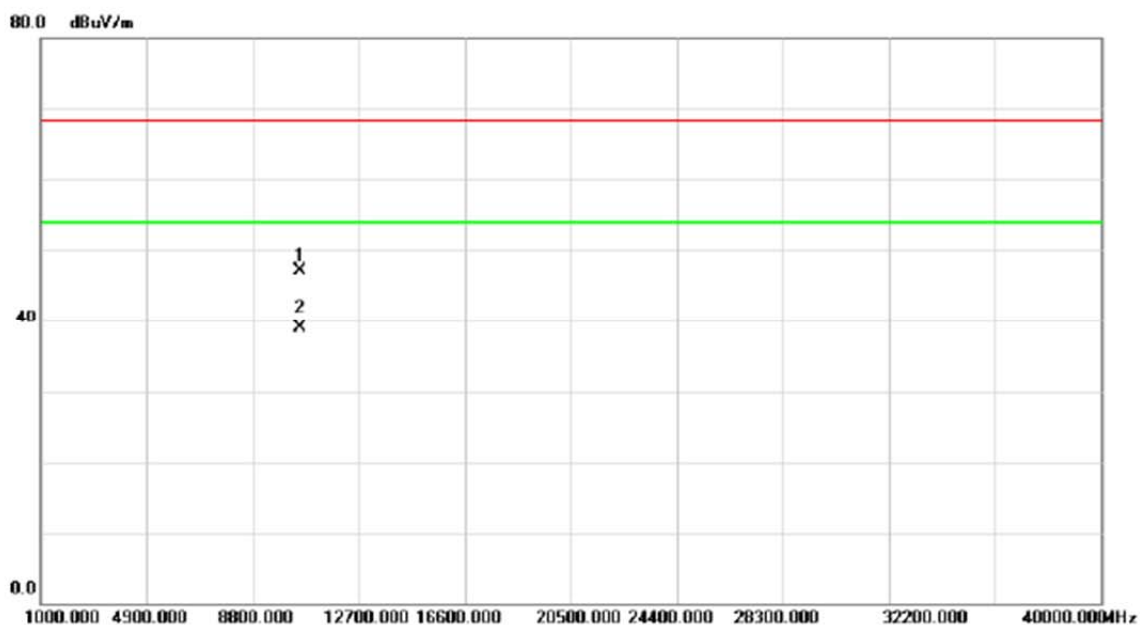
Horizontal



No.	Mk.	Freq. MHz	Reading Level dBuV	Correct Factor dB	Measure- ment dBuV/m	Limit dBuV/m	Margin dB	Detector	Comment
1	X	5252.400	67.30	39.34	106.64	68.30	38.34	peak	No Limit
2	*	5252.400	61.09	39.34	100.43	54.00	46.43	AVG	No Limit

Orthogonal Axis :	X
Test Mode :	UNII-2A/ TX AC40 Mode 5270MHz

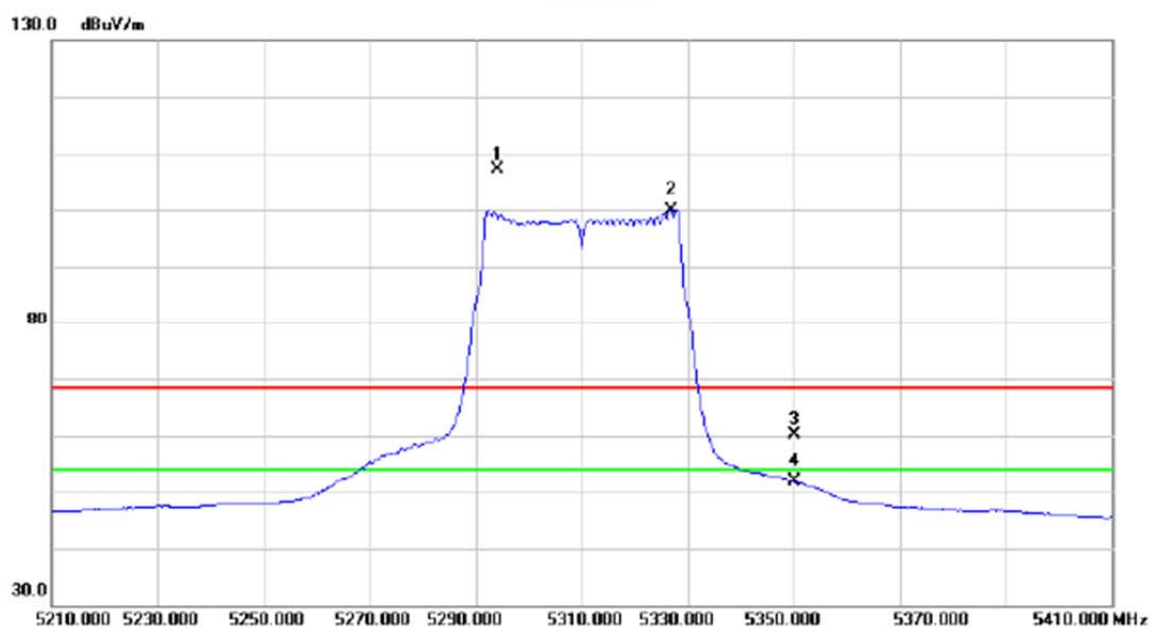
Horizontal



No.	Mk.	Freq. MHz	Reading Level dBuV	Correct Factor dB	Measure- ment dBuV/m	Limit dBuV/m	Margin dB	Detector	Comment
1		10540.56	36.23	10.95	47.18	68.30	-21.12	peak	
2	*	10540.56	27.91	10.95	38.86	54.00	-15.14	AVG	

Orthogonal Axis :	X
Test Mode :	UNII-2A/ TX AC40 Mode 5310MHz

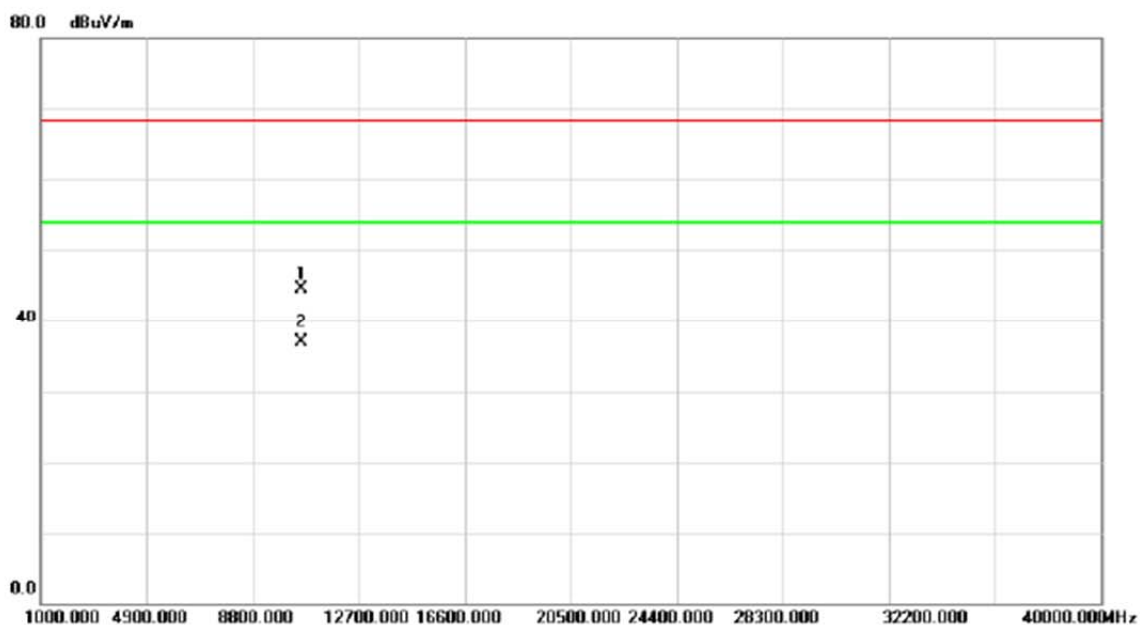
Vertical



No.	Mk.	Freq. MHz	Reading Level dBuV	Correct Factor dB	Measure- ment dBuV/m	Limit dBuV/m	Margin dB	Detector	Comment
1	X	5294.000	67.58	39.48	107.06	68.30	38.76	peak	No Limit
2	*	5326.800	60.38	39.59	99.97	54.00	45.97	AVG	No Limit
3		5350.000	20.47	39.66	60.13	68.30	-8.17	peak	
4		5350.000	12.19	39.66	51.85	54.00	-2.15	AVG	

Orthogonal Axis :	X
Test Mode :	UNII-2A/ TX AC40 Mode 5310MHz

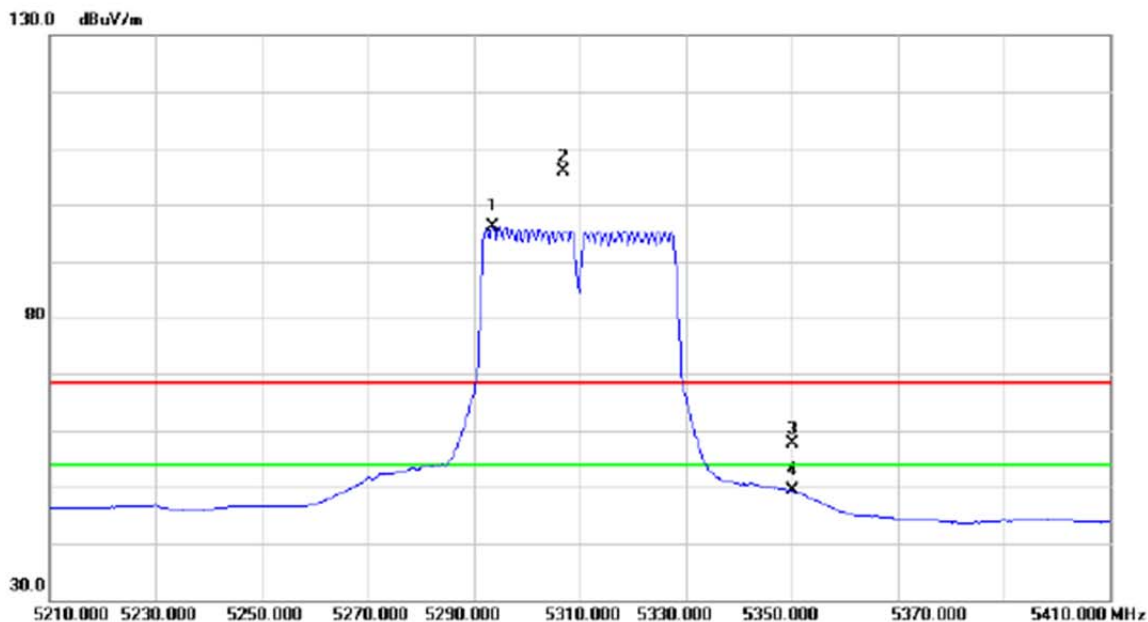
Vertical



No.	Mk.	Freq. MHz	Reading Level dBuV	Correct Factor dB	Measure- ment dBuV/m	Limit dBuV/m	Margin dB	Detector	Comment
1		10619.21	33.52	11.02	44.54	68.30	-23.76	peak	
2	*	10619.21	25.97	11.02	36.99	54.00	-17.01	AVG	

Orthogonal Axis :	X
Test Mode :	UNII-2A/ TX AC40 Mode 5310MHz

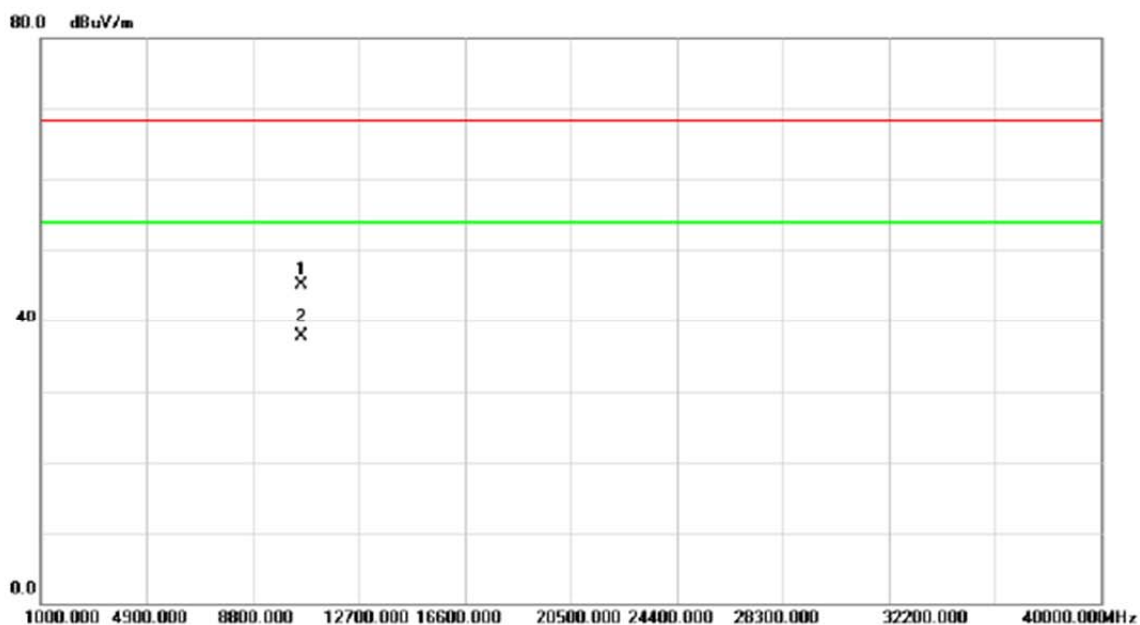
Horizontal



No.	Mk.	Freq. MHz	Reading Level dBuV	Correct Factor dB	Measure- ment dBuV/m	Limit dBuV/m	Margin dB	Detector	Comment
1	*	5293.600	56.64	39.48	96.12	54.00	42.12	AVG	No Limit
2	X	5306.800	66.43	39.51	105.94	68.30	37.64	peak	No Limit
3		5350.000	17.91	39.66	57.57	68.30	-10.73	peak	
4		5350.000	9.61	39.66	49.27	54.00	-4.73	AVG	

Orthogonal Axis :	X
Test Mode :	UNII-2A/ TX AC40 Mode 5310MHz

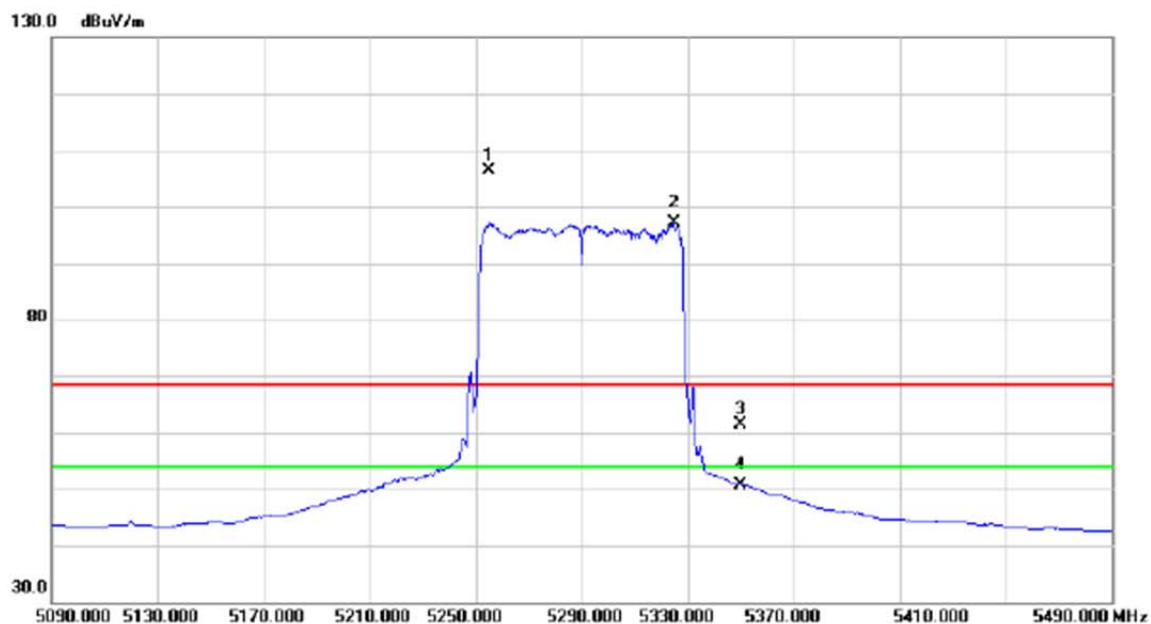
Horizontal



No.	Mk.	Freq. MHz	Reading Level dBuV	Correct Factor dB	Measure- ment dBuV/m	Limit dBuV/m	Margin dB	Detector	Comment
1		10619.25	34.12	11.02	45.14	68.30	-23.16	peak	
2	*	10619.25	26.71	11.02	37.73	54.00	-16.27	AVG	

Orthogonal Axis :	X
Test Mode :	UNII-2A/ TX AC80 Mode 5290MHz

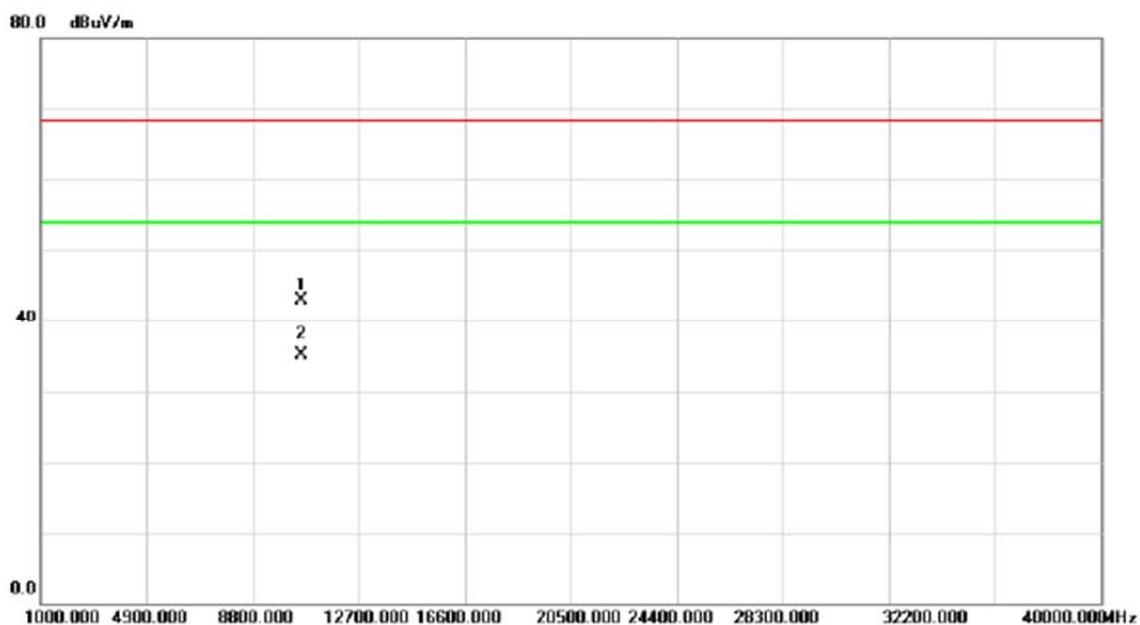
Vertical



No.	Mk.	Freq. MHz	Reading Level dBuV	Correct Factor dB	Measure- ment dBuV/m	Limit dBuV/m	Margin dB	Detector	Comment
1	X	5255.200	66.96	39.35	106.31	68.30	38.01	peak	No Limit
2	*	5324.800	57.47	39.58	97.05	54.00	43.05	AVG	No Limit
3		5350.000	21.80	39.66	61.46	68.30	-6.84	peak	
4		5350.000	11.09	39.66	50.75	54.00	-3.25	AVG	

Orthogonal Axis :	X
Test Mode :	UNII-2A/ TX AC80 Mode 5290MHz

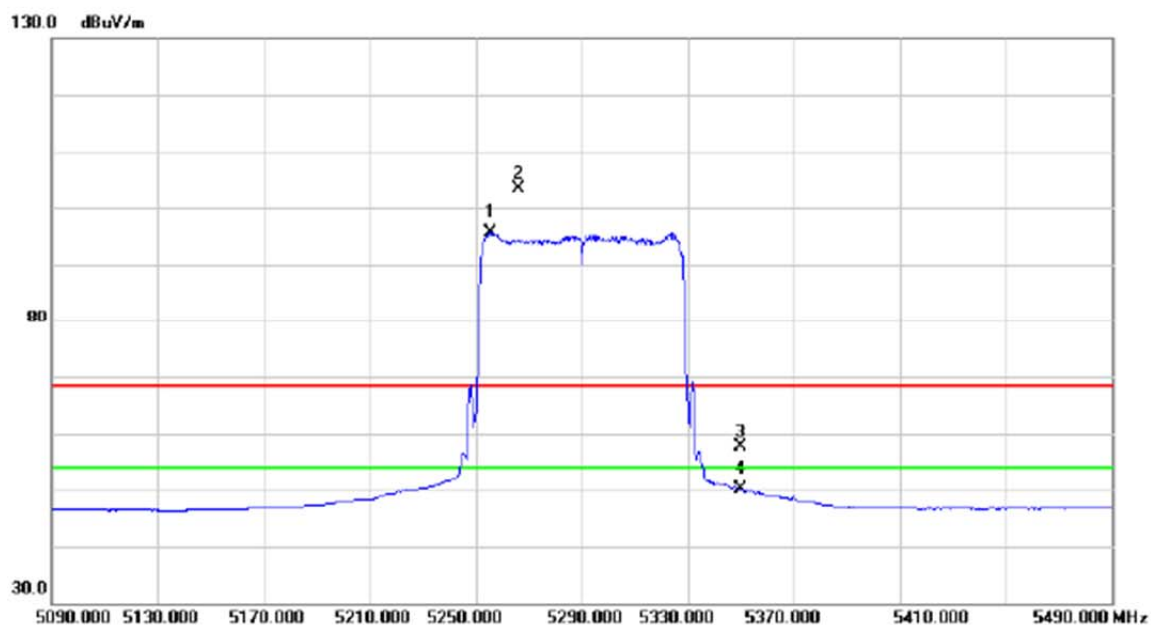
Vertical



No.	Mk.	Freq. MHz	Reading Level dBuV	Correct Factor dB	Measure- ment dBuV/m	Limit dBuV/m	Margin dB	Detector	Comment
1		10579.20	31.86	10.99	42.85	68.30	-25.45	peak	
2	*	10579.20	24.19	10.99	35.18	54.00	-18.82	AVG	

Orthogonal Axis :	X
Test Mode :	UNII-2A/ TX AC80 Mode 5290MHz

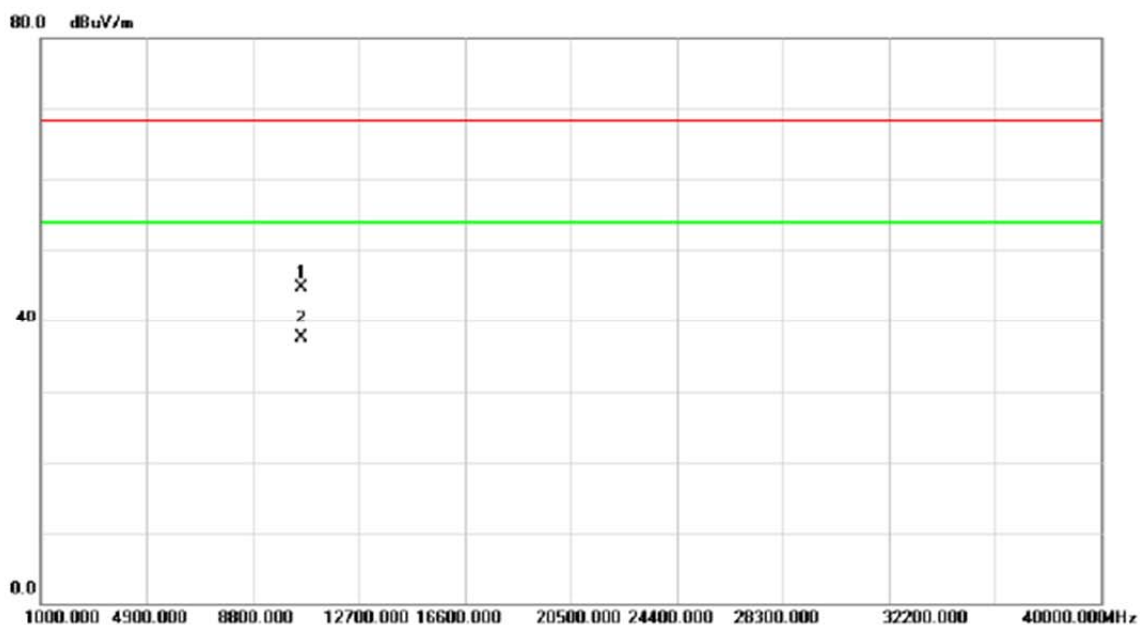
Horizontal



No.	Mk.	Freq. MHz	Reading Level dBuV	Correct Factor dB	Measure- ment dBuV/m	Limit dBuV/m	Margin dB	Detector	Comment
1	*	5255.600	56.37	39.35	95.72	54.00	41.72	AVG	No Limit
2	X	5266.400	63.96	39.39	103.35	68.30	35.05	peak	No Limit
3		5350.000	17.93	39.66	57.59	68.30	-10.71	peak	
4		5350.000	10.40	39.66	50.06	54.00	-3.94	AVG	

Orthogonal Axis :	X
Test Mode :	UNII-2A/ TX AC80 Mode 5290MHz

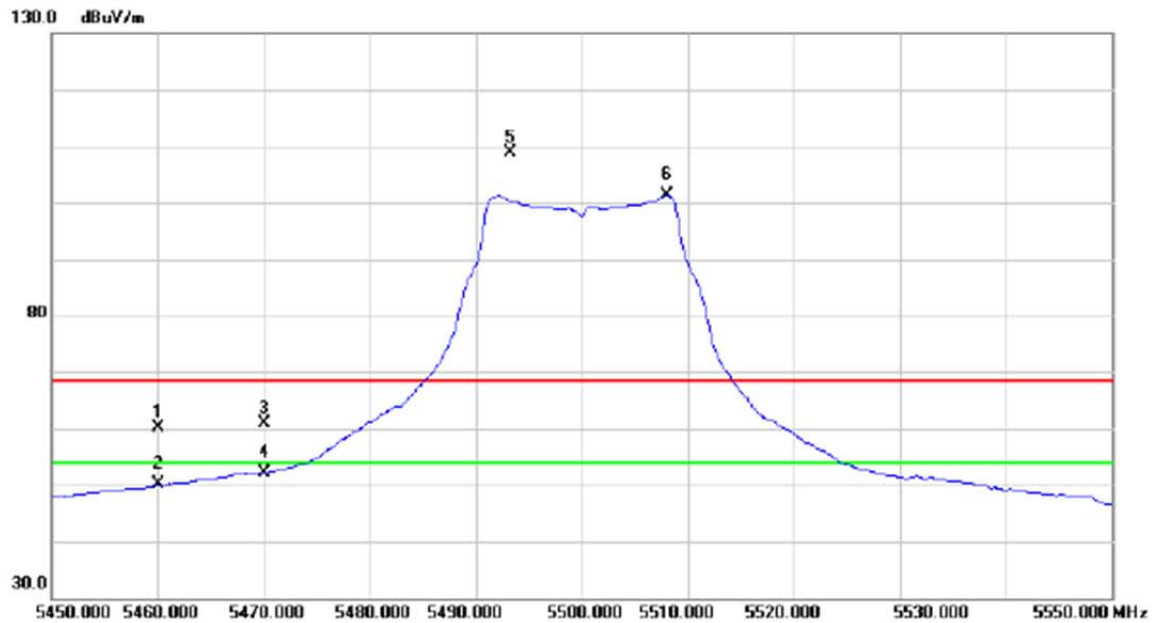
Horizontal



No.	Mk.	Freq. MHz	Reading Level dBuV	Correct Factor dB	Measure- ment dBuV/m	Limit dBuV/m	Margin dB	Detector	Comment
1		10580.67	33.76	10.99	44.75	68.30	-23.55	peak	
2	*	10580.67	26.52	10.99	37.51	54.00	-16.49	AVG	

Orthogonal Axis :	X
Test Mode :	UNII-2C/ TX AC20 Mode 5500MHz

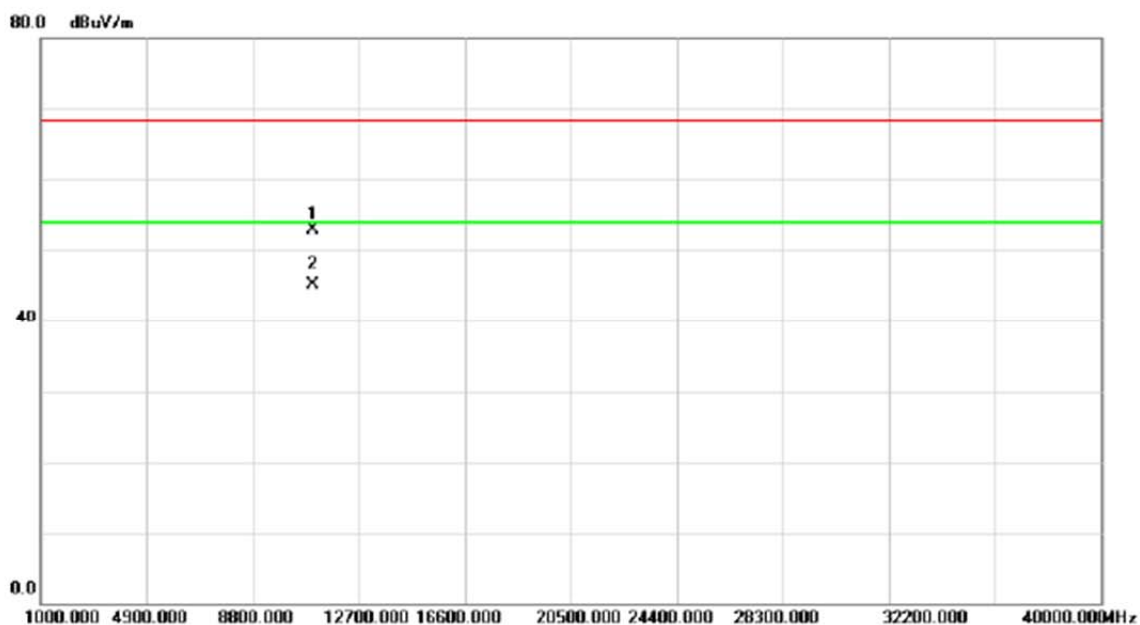
Vertical



No.	Mk.	Freq. MHz	Reading Level dBuV	Correct Factor dB	Measure- ment dBuV/m	Limit dBuV/m	Margin dB	Detector	Comment
1		5460.000	20.03	40.03	60.06	68.30	-8.24	peak	
2		5460.000	9.98	40.03	50.01	54.00	-3.99	AVG	
3		5470.000	20.87	40.06	60.93	68.30	-7.37	peak	
4		5470.000	12.09	40.06	52.15	54.00	-1.85	AVG	
5	X	5493.300	68.74	40.14	108.88	68.30	40.58	peak	No Limit
6	*	5508.100	61.13	40.20	101.33	54.00	47.33	AVG	No Limit

Orthogonal Axis :	X
Test Mode :	UNII-2C/ TX AC20 Mode 5500MHz

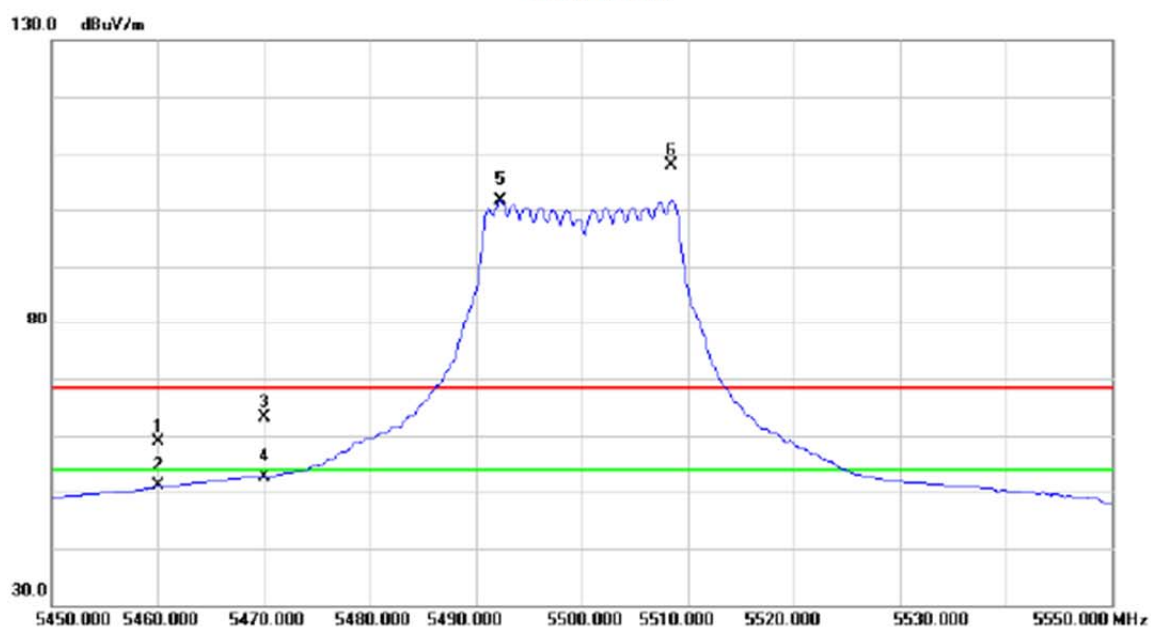
Vertical



No.	Mk.	Freq. MHz	Reading Level dBuV	Correct Factor dB	Measure- ment dBuV/m	Limit dBuV/m	Margin dB	Detector	Comment
1		11000.91	41.52	11.38	52.90	68.30	-15.40	peak	
2	*	11000.91	33.71	11.38	45.09	54.00	-8.91	AVG	

Orthogonal Axis :	X
Test Mode :	UNII-2C/ TX AC20 Mode 5500MHz

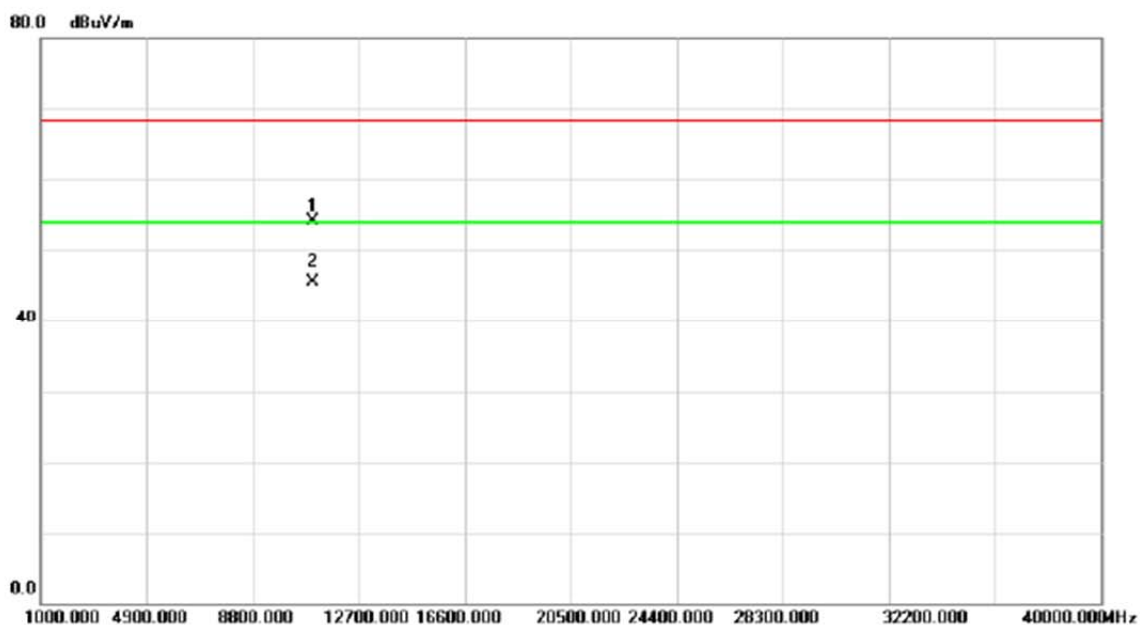
Horizontal



No.	Mk.	Freq. MHz	Reading Level dBuV	Correct Factor dB	Measure- ment dBuV/m	Limit dBuV/m	Margin dB	Detector	Comment
1		5460.000	18.82	40.03	58.85	68.30	-9.45	peak	
2		5460.000	11.13	40.03	51.16	54.00	-2.84	AVG	
3		5470.000	23.14	40.06	63.20	68.30	-5.10	peak	
4		5470.000	12.59	40.06	52.65	54.00	-1.35	AVG	
5	*	5492.300	61.54	40.13	101.67	54.00	47.67	AVG	No Limit
6	X	5508.500	67.72	40.20	107.92	68.30	39.62	peak	No Limit

Orthogonal Axis :	X
Test Mode :	UNII-2C/ TX AC20 Mode 5500MHz

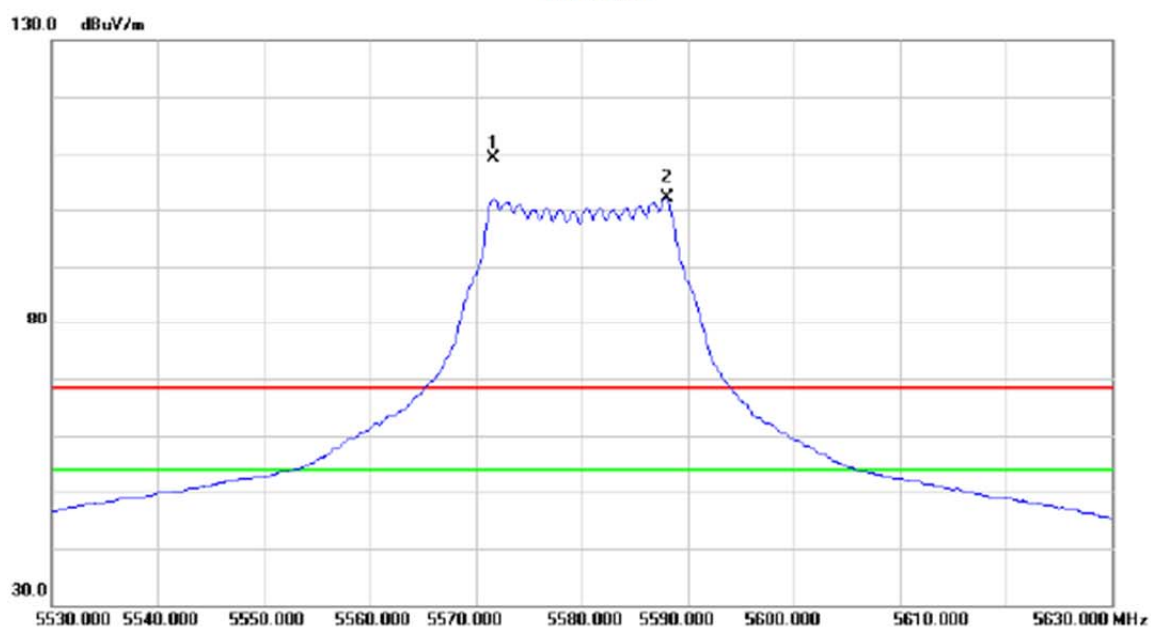
Horizontal



No.	Mk.	Freq. MHz	Reading Level dBuV	Correct Factor dB	Measure- ment dBuV/m	Limit dBuV/m	Margin dB	Detector	Comment
1		11000.80	42.76	11.38	54.14	68.30	-14.16	peak	
2	*	11000.80	34.10	11.38	45.48	54.00	-8.52	AVG	

Orthogonal Axis :	X
Test Mode :	UNII-2C/ TX AC20 Mode 5580MHz

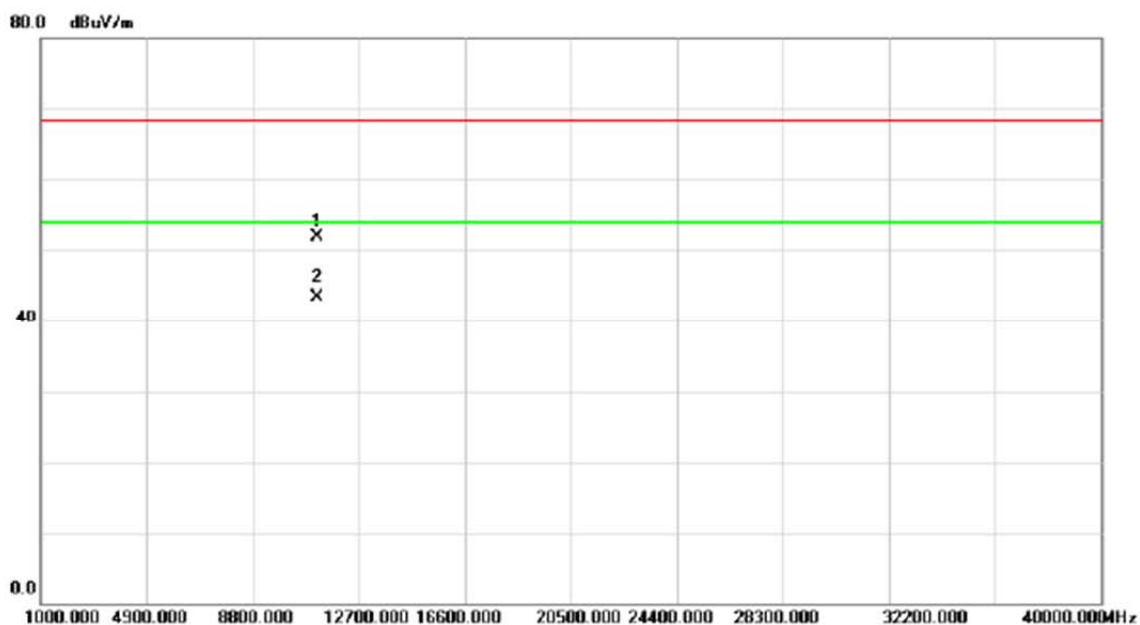
Vertical



No.	Mk.	Freq. MHz	Reading Level dBuV	Correct Factor dB	Measure- ment dBuV/m	Limit dBuV/m	Margin dB	Detector	Comment
1	X	5571.700	68.78	40.46	109.24	68.30	40.94	peak	No Limit
2	*	5588.000	61.49	40.53	102.02	54.00	48.02	AVG	No Limit

Orthogonal Axis :	X
Test Mode :	UNII-2C/ TX AC20 Mode 5580MHz

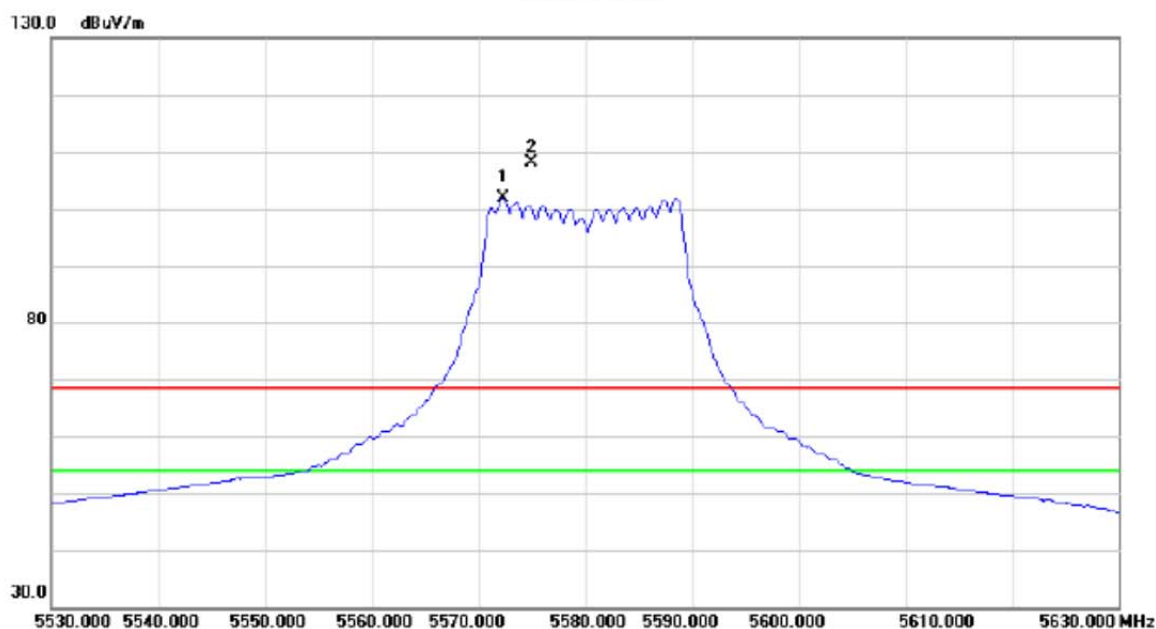
Vertical



No.	Mk.	Freq. MHz	Reading Level dBuV	Correct Factor dB	Measure- ment dBuV/m	Limit dBuV/m	Margin dB	Detector	Comment
1		11158.83	40.13	11.87	52.00	68.30	-16.30	peak	
2	*	11158.83	31.38	11.87	43.25	54.00	-10.75	AVG	

Orthogonal Axis :	X
Test Mode :	UNII-2C/ TX AC20 Mode 5580MHz

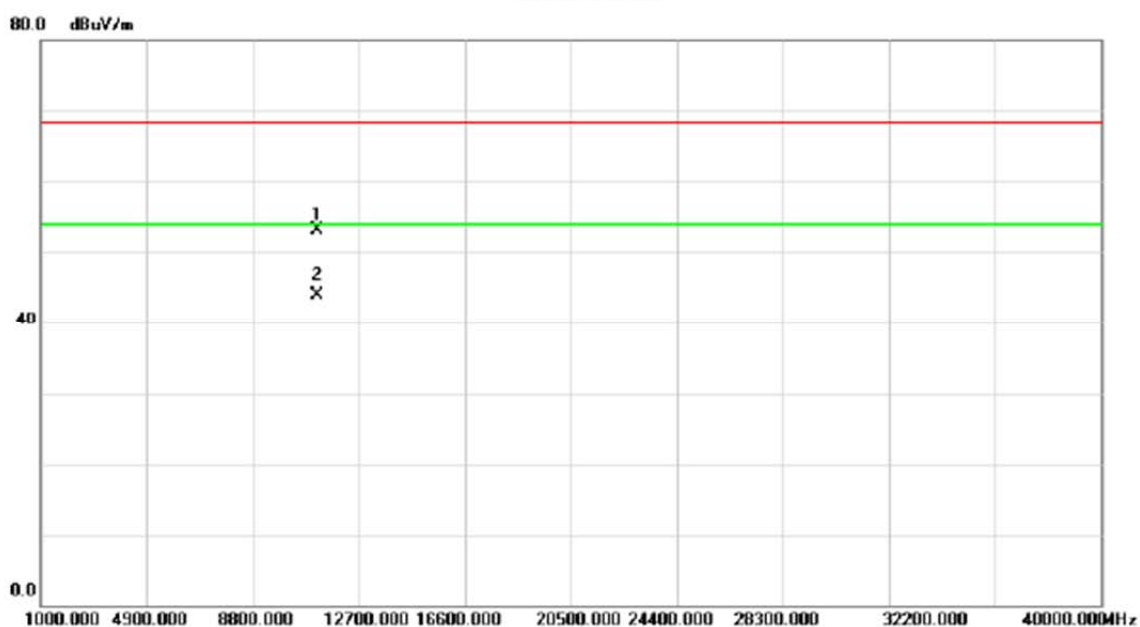
Horizontal



No.	Mk.	Freq.	Reading Level	Correct Factor	Measurement	Limit	Margin		
		MHz	dBuV	dB	dBuV/m	dBuV/m	dB	Detector	Comment
1	*	5572.300	61.40	40.46	101.86	54.00	47.86	AVG	No Limit
2	X	5575.000	67.70	40.47	108.17	68.30	39.87	peak	No Limit

Orthogonal Axis :	X
Test Mode :	UNII-2C/ TX AC20 Mode 5580MHz

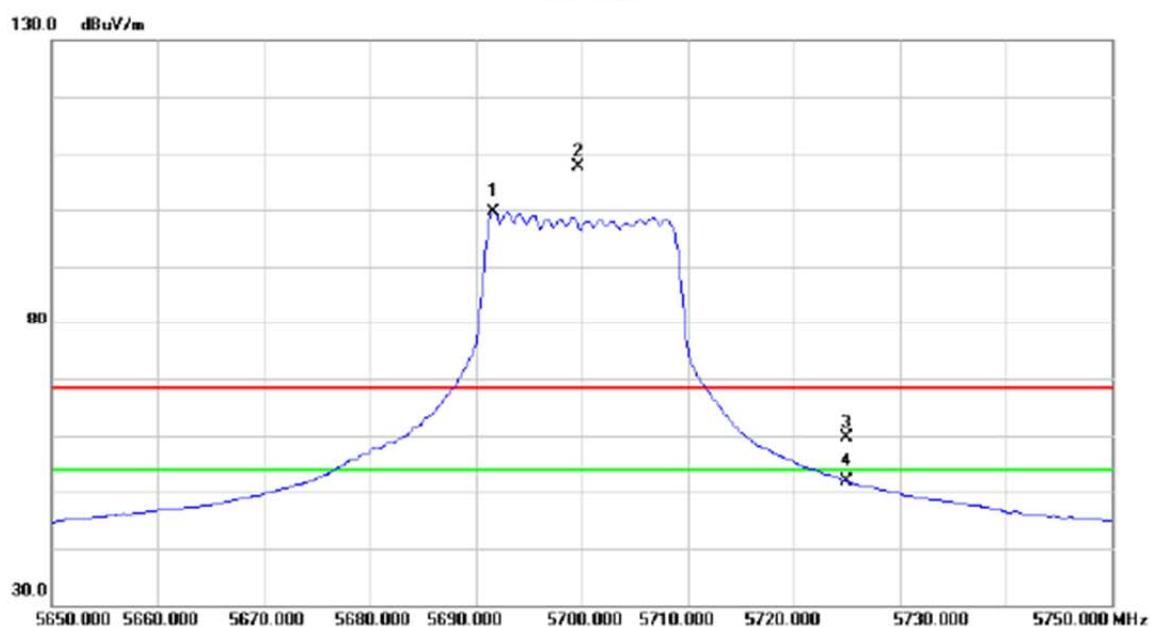
Horizontal



No.	Mk.	Freq. MHz	Reading Level dBuV	Correct Factor dB	Measure- ment dBuV/m	Limit dBuV/m	Margin dB	Detector	Comment
1		11159.40	41.26	11.88	53.14	68.30	-15.16	peak	
2	*	11159.40	31.94	11.88	43.82	54.00	-10.18	AVG	

Orthogonal Axis :	X
Test Mode :	UNII-2C/ TX AC20 Mode 5700MHz

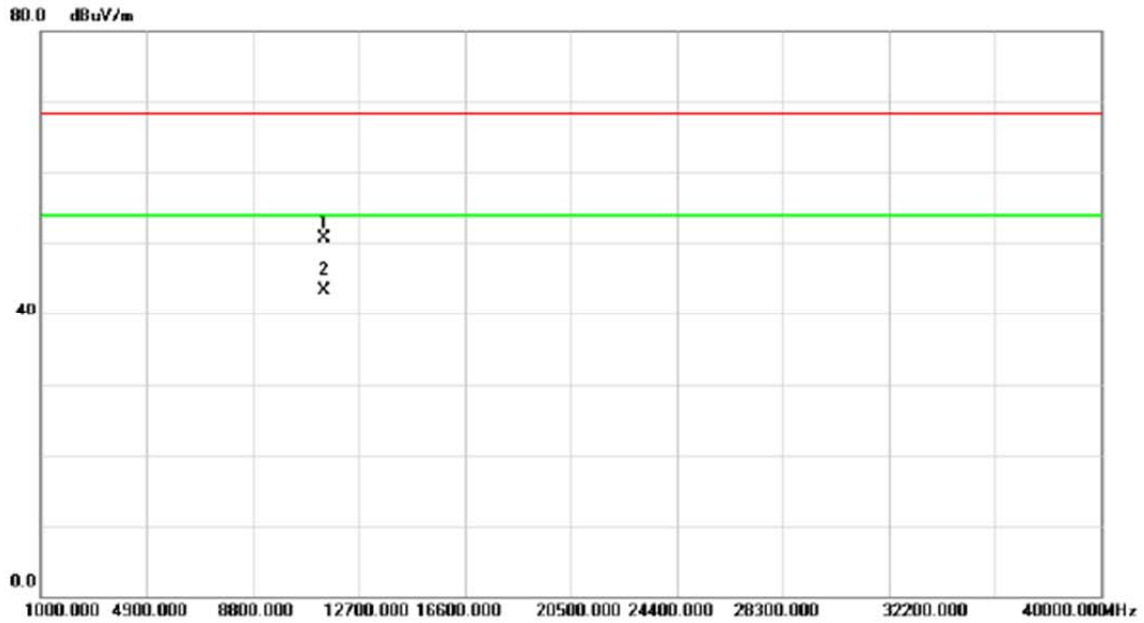
Vertical



No.	Mk.	Freq. MHz	Reading Level dBuV	Correct Factor dB	Measure- ment dBuV/m	Limit dBuV/m	Margin dB	Detector	Comment
1	*	5691.700	58.64	40.95	99.59	54.00	45.59	AVG	No Limit
2	X	5699.700	66.57	40.99	107.56	68.30	39.26	peak	No Limit
3		5725.000	18.41	41.10	59.51	68.30	-8.79	peak	
4		5725.000	10.69	41.10	51.79	54.00	-2.21	AVG	

Orthogonal Axis :	X
Test Mode :	UNII-2C/ TX AC20 Mode 5700MHz

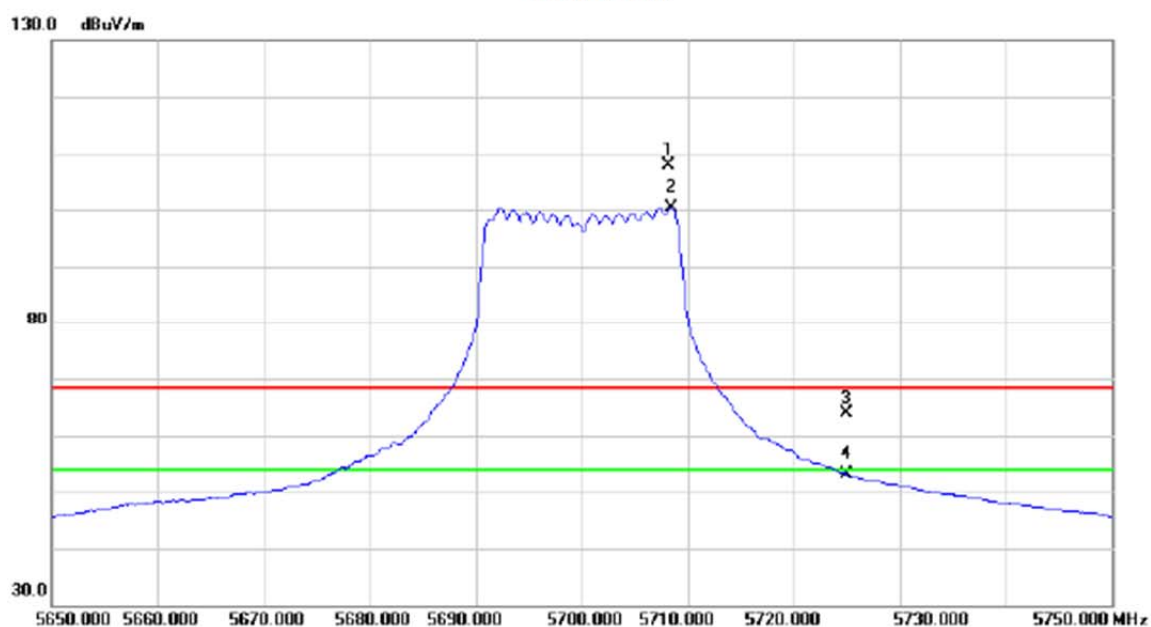
Vertical



No.	Mk.	Freq. MHz	Reading Level dBuV	Correct Factor dB	Measure- ment dBuV/m	Limit dBuV/m	Margin dB	Detector	Comment
1		11400.00	38.12	12.63	50.75	68.30	-17.55	peak	
2	*	11400.00	30.69	12.63	43.32	54.00	-10.68	AVG	

Orthogonal Axis :	X
Test Mode :	UNII-2C/ TX AC20 Mode 5700MHz

Horizontal



No.	Mk.	Freq. MHz	Reading Level dBuV	Correct Factor dB	Measure- ment dBuV/m	Limit dBuV/m	Margin dB	Detector	Comment
1	X	5708.200	66.97	41.03	108.00	68.30	39.70	peak	No Limit
2	*	5708.500	59.32	41.03	100.35	54.00	46.35	AVG	No Limit
3		5725.000	22.66	41.10	63.76	68.30	-4.54	peak	
4		5725.000	12.03	41.10	53.13	54.00	-0.87	AVG	