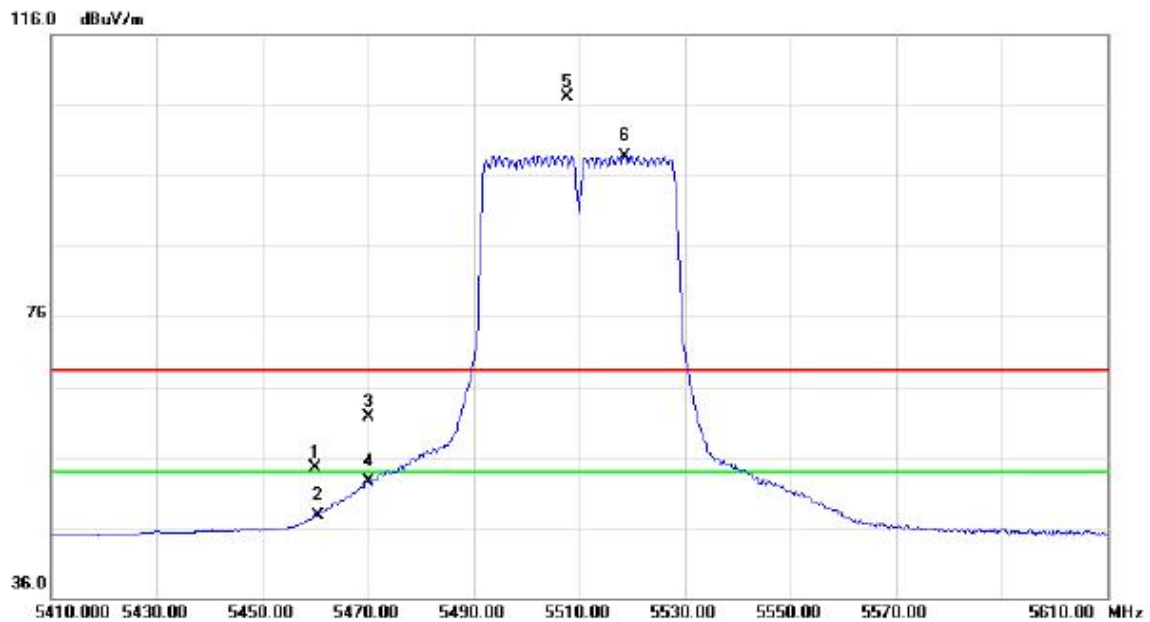


Orthogonal Axis :	X
Test Mode :	UNII-2C/ TX AC40 Mode 5510MHz

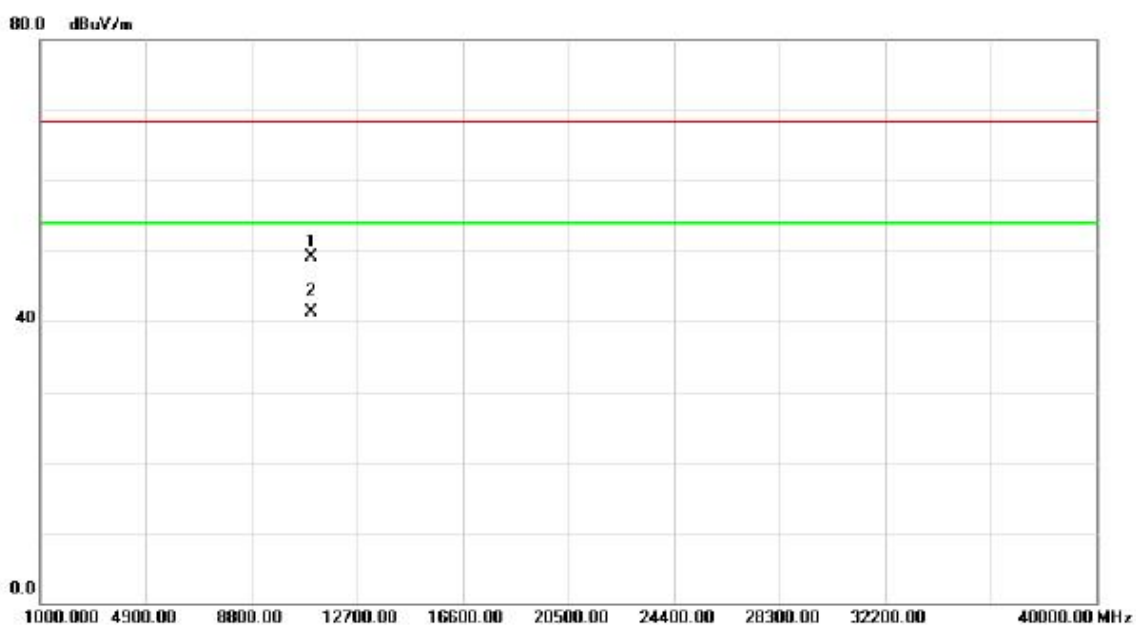
Horizontal



No. Mk.	Freq. MHz	Reading Level dBuV	Correct Factor dB	Measure- ment dBuV/m	Limit dBuV/m	Over dB	Detector	Comment
1	5460.000	14.38	40.03	54.41	68.30	-13.89	peak	
2	5460.000	7.60	40.03	47.63	54.00	-6.37	AVG	
3	5470.000	21.60	40.06	61.66	68.30	-6.64	peak	
4	5470.000	12.54	40.06	52.60	54.00	-1.40	AVG	
5 X	5507.800	66.90	40.19	107.09	68.30	38.79	peak	No Limit
6 *	5518.600	58.55	40.24	98.79	54.00	44.79	AVG	No Limit

Orthogonal Axis :	X
Test Mode :	UNII-2C/ TX AC40 Mode 5510MHz

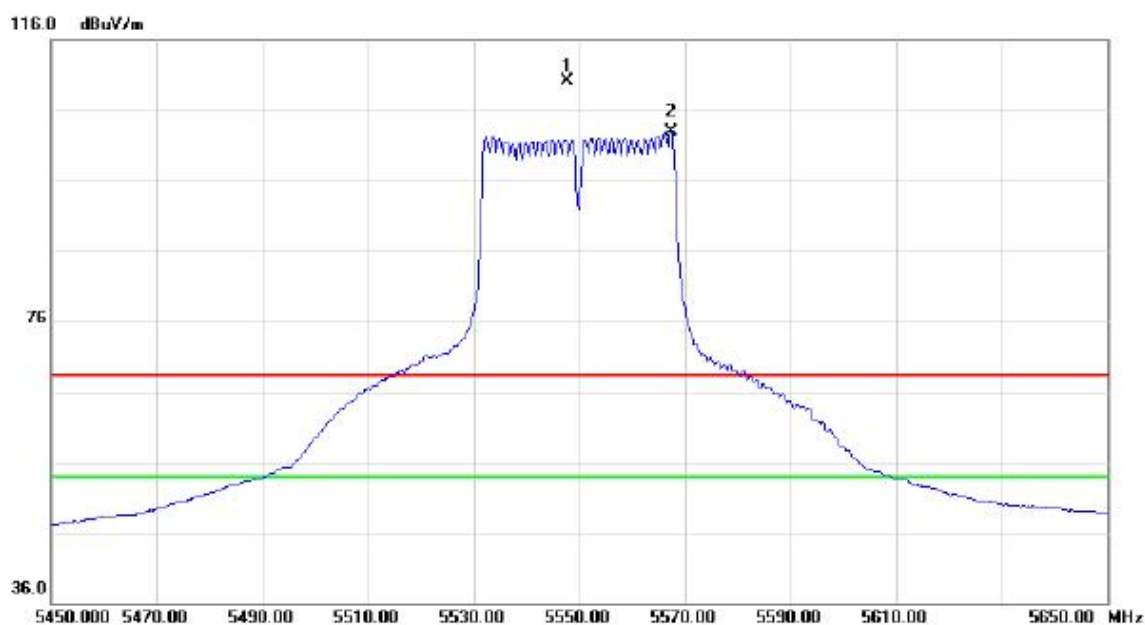
Horizontal



No.	Mk.	Freq. MHz	Reading Level dBuV	Correct Factor dB	Measure- ment dBuV/m	Limit dBuV/m	Over dB	Detector	Comment
1		11020.36	37.59	11.44	49.03	68.30	-19.27	peak	
2	*	11020.36	29.83	11.44	41.27	54.00	-12.73	AVG	

Orthogonal Axis :	X
Test Mode :	UNII-2C/ TX AC40 Mode 5550MHz

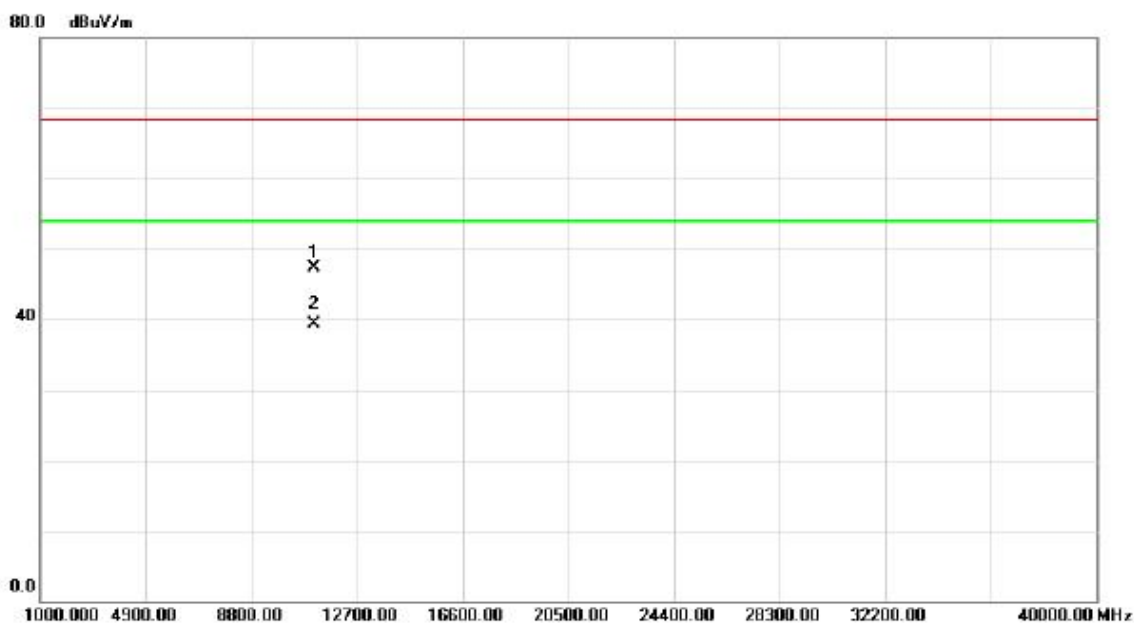
Vertical



No.	Mk.	Freq. MHz	Reading Level dBuV	Correct Factor dB	Measure- ment dBuV/m	Limit dBuV/m	Over dB	Detector	Comment
1	X	5547.800	69.78	40.36	110.14	68.30	41.84	peak	No Limit
2	*	5567.400	62.51	40.44	102.95	54.00	48.95	AVG	No Limit

Orthogonal Axis :	X
Test Mode :	UNII-2C/ TX AC40 Mode 5550MHz

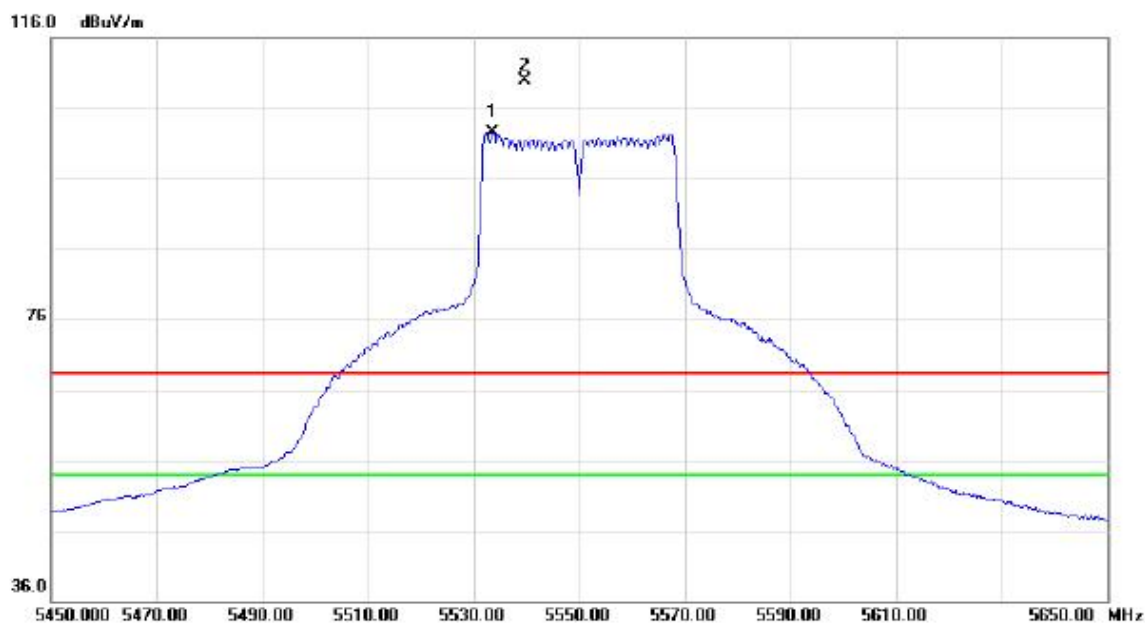
Vertical



No.	Mk.	Freq. MHz	Reading Level dBuV	Correct Factor dB	Measure- ment dBuV/m	Limit dBuV/m	Over dB	Detector	Comment
1		11100.57	35.69	11.69	47.38	68.30	-20.92	peak	
2	*	11100.57	27.58	11.69	39.27	54.00	-14.73	AVG	

Orthogonal Axis :	X
Test Mode :	UNII-2C/ TX AC40 Mode 5550MHz

Horizontal



No.	Mk.	Freq.	Reading Level	Correct Factor	Measurement	Limit	Over	Detector	Comment
		MHz	dBuV	dB	dBuV/m	dBuV/m	dB		
1	*	5533.600	62.23	40.30	102.53	54.00	48.53	AVG	No Limit
2	X	5539.600	69.62	40.32	109.94	68.30	41.64	peak	No Limit

Orthogonal Axis :	X
Test Mode :	UNII-2C/ TX AC40 Mode 5550MHz

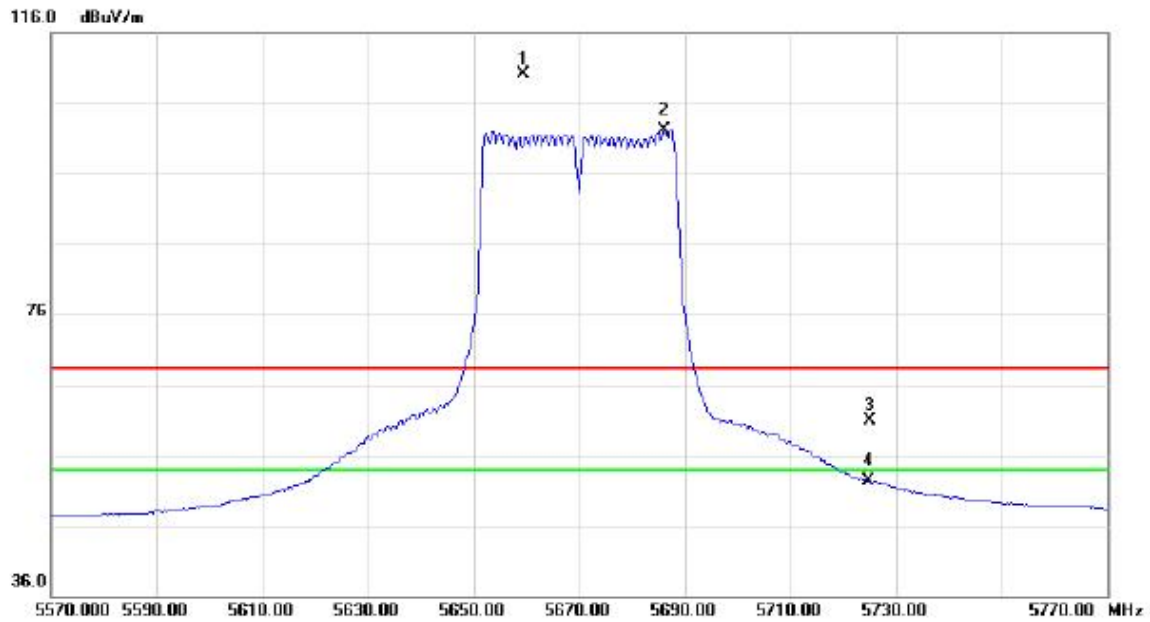
Horizontal



No.	Mk.	Freq.	Reading Level	Correct Factor	Measurement	Limit	Over	Detector	Comment
		MHz	dBuV	dB	dBuV/m	dBuV/m	dB		
1		11100.72	38.36	11.69	50.05	68.30	-18.25	peak	
2	*	11100.72	30.25	11.69	41.94	54.00	-12.06	AVG	

Orthogonal Axis :	X
Test Mode :	UNII-2C/ TX AC40 Mode 5670MHz

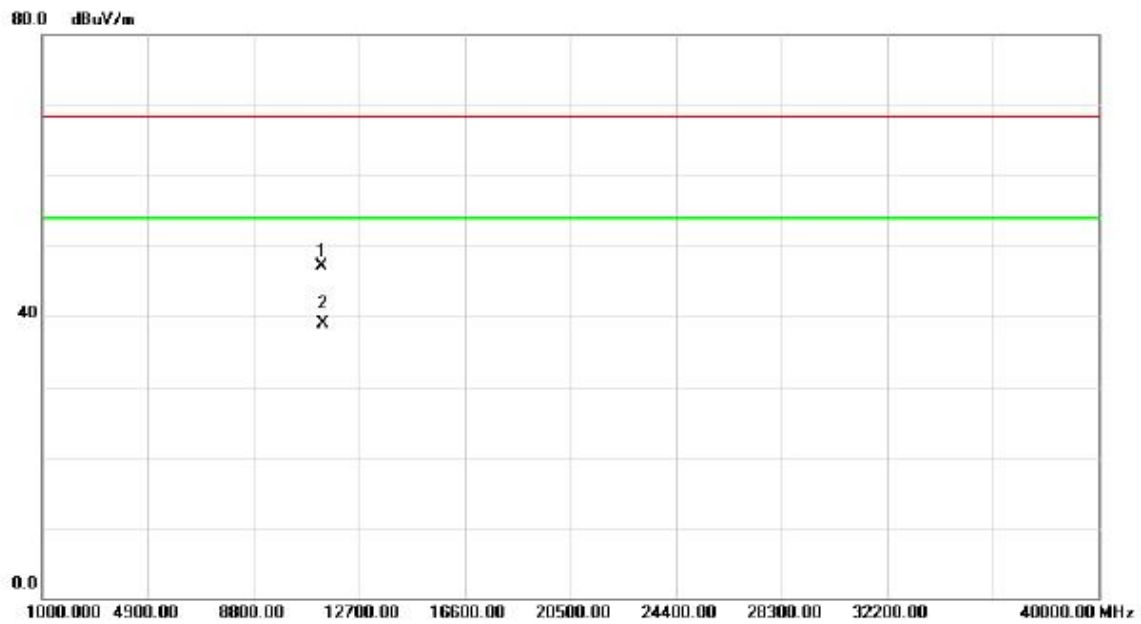
Vertical



No.	Mk.	Freq. MHz	Reading Level dBuV	Correct Factor dB	Measure- ment dBuV/m	Limit dBuV/m	Over dB	Detector	Comment
1	X	5659.400	69.37	40.82	110.19	68.30	41.89	peak	No Limit
2	*	5686.200	61.24	40.94	102.18	54.00	48.18	AVG	No Limit
3		5725.000	19.73	41.10	60.83	68.30	-7.47	peak	
4		5725.000	11.24	41.10	52.34	54.00	-1.66	AVG	

Orthogonal Axis :	X
Test Mode :	UNII-2C/ TX AC40 Mode 5670MHz

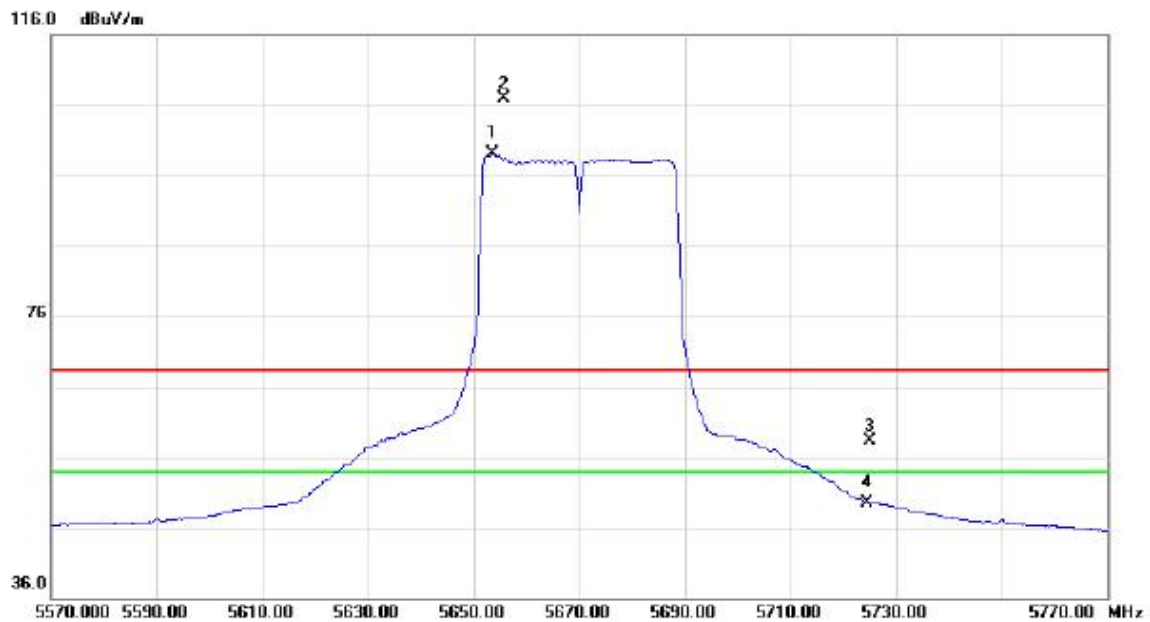
Vertical



No.	Mk.	Freq.	Reading Level	Correct Factor	Measurement	Limit	Over	Detector	Comment
		MHz	dBuV	dB	dBuV/m	dBuV/m	dB		
1		11340.24	34.59	12.44	47.03	68.30	-21.27	peak	
2	*	11340.24	26.37	12.44	38.81	54.00	-15.19	AVG	

Orthogonal Axis :	X
Test Mode :	UNII-2C/ TX AC40 Mode 5670MHz

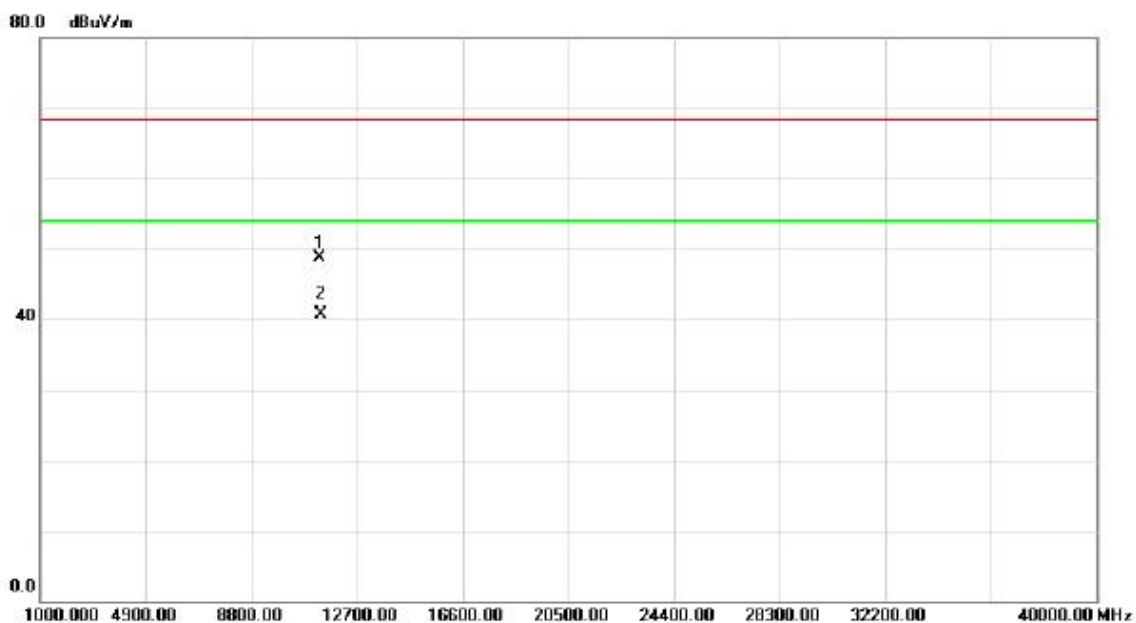
Horizontal



No.	Mk.	Freq. MHz	Reading Level dBuV	Correct Factor dB	Measure- ment dBuV/m	Limit dBuV/m	Over dB	Detector	Comment
1	*	5653.600	58.35	40.80	99.15	54.00	45.15	AVG	No Limit
2	X	5655.800	66.03	40.81	106.84	68.30	38.54	peak	No Limit
3		5725.000	17.22	41.10	58.32	68.30	-9.98	peak	
4		5725.000	8.48	41.10	49.58	54.00	-4.42	AVG	

Orthogonal Axis :	X
Test Mode :	UNII-2C/ TX AC40 Mode 5670MHz

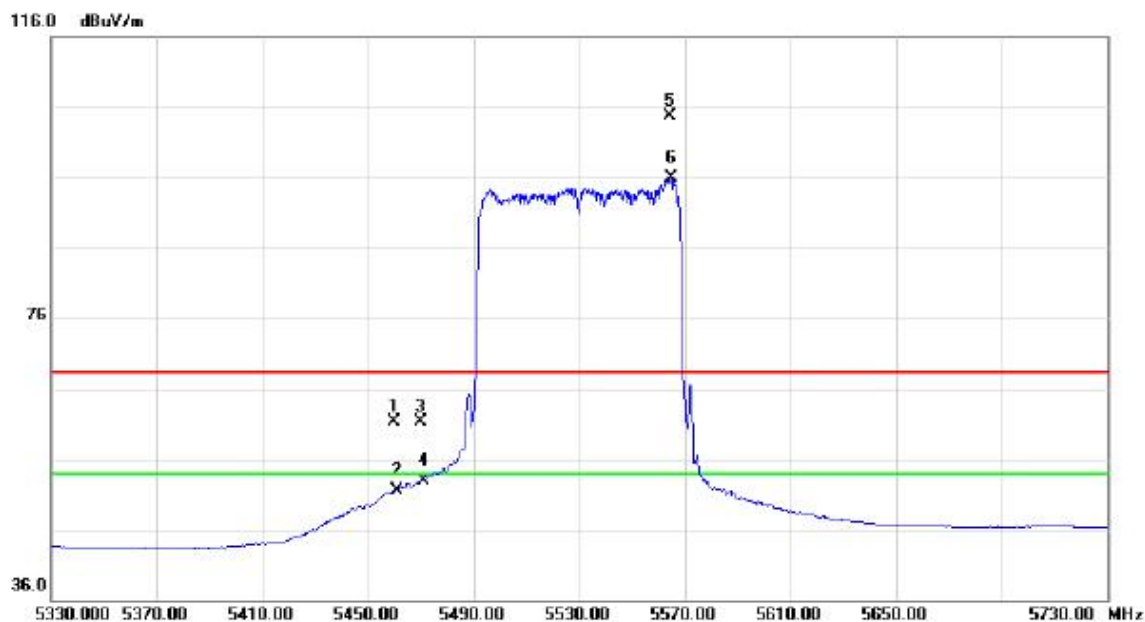
Horizontal



No.	Mk.	Freq. MHz	Reading Level dBuV	Correct Factor dB	Measure- ment dBuV/m	Limit dBuV/m	Over dB	Detector	Comment
1		11339.79	36.17	12.44	48.61	68.30	-19.69	peak	
2	*	11339.80	28.33	12.44	40.77	54.00	-13.23	AVG	

Orthogonal Axis :	X
Test Mode :	UNII-2C/ TX AC80 Mode 5530MHz

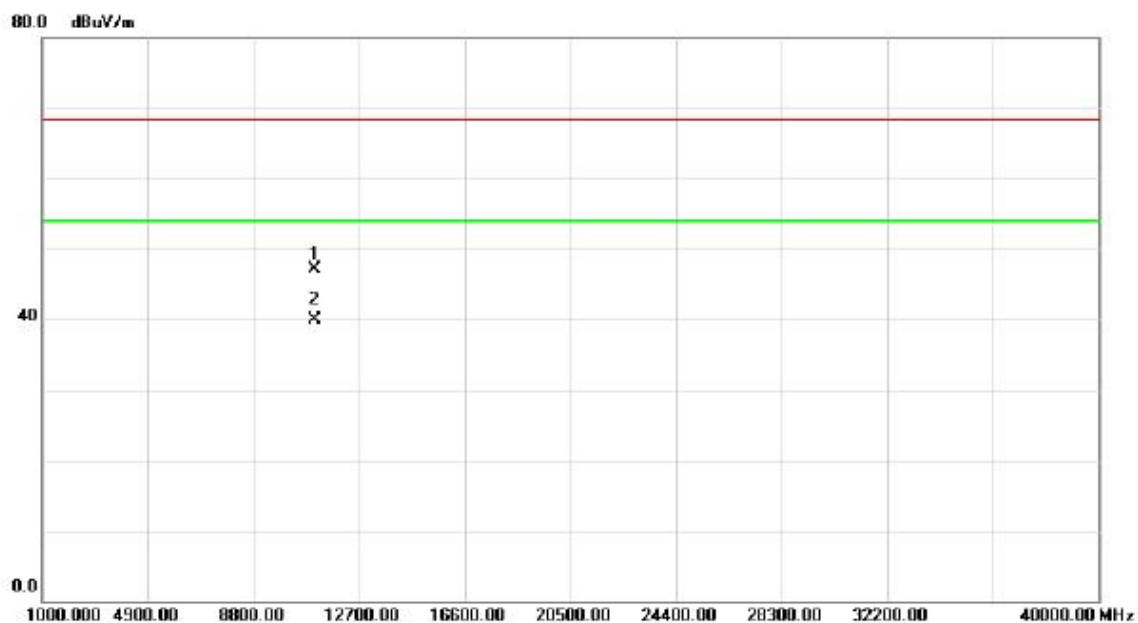
Vertical



No.	Mk.	Freq. MHz	Reading Level dBuV	Correct Factor dB	Measure- ment dBuV/m	Limit dBuV/m	Over dB	Detector	Comment
1		5460.000	21.31	40.03	61.34	68.30	-6.96	peak	
2		5460.000	11.39	40.03	51.42	54.00	-2.58	AVG	
3		5470.000	21.30	40.06	61.36	68.30	-6.94	peak	
4		5470.000	12.90	40.06	52.96	54.00	-1.04	AVG	
5	X	5564.400	64.33	40.42	104.75	68.30	36.45	peak	No Limit
6	*	5564.800	55.43	40.43	95.86	54.00	41.86	AVG	No Limit

Orthogonal Axis :	X
Test Mode :	UNII-2C/ TX AC80 Mode 5530MHz

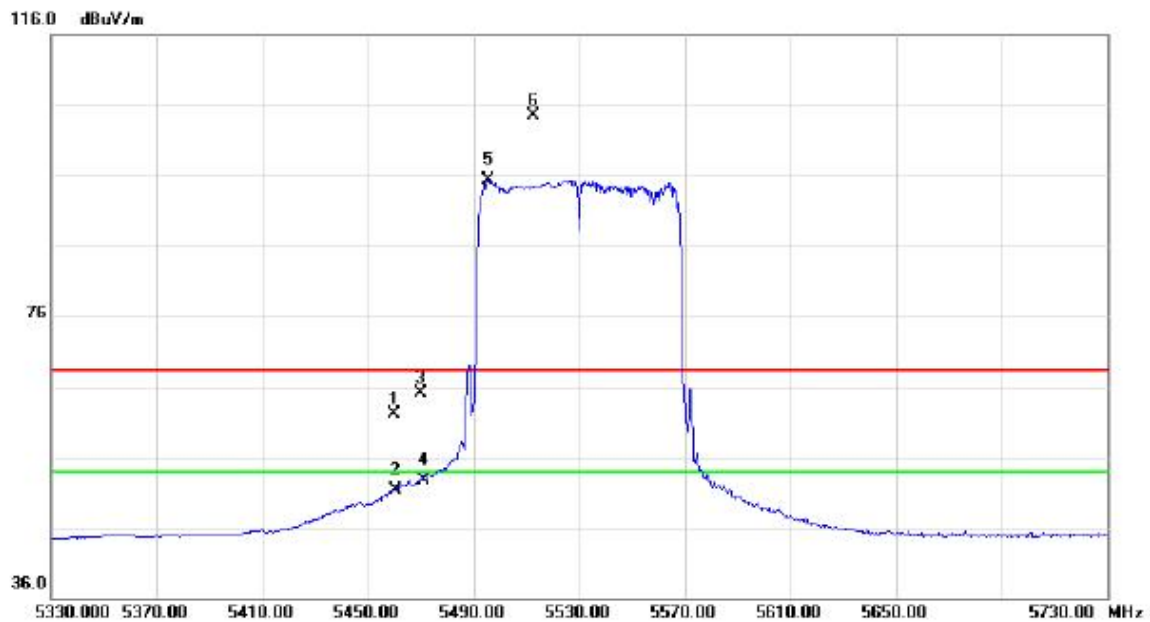
Vertical



No.	Mk.	Freq.	Reading Level	Correct Factor	Measurement	Limit	Over	Detector	Comment
		MHz	dBuV	dB	dBuV/m	dBuV/m	dB		
1		11059.23	35.61	11.56	47.17	68.30	-21.13	peak	
2	*	11059.23	28.42	11.56	39.98	54.00	-14.02	AVG	

Orthogonal Axis :	X
Test Mode :	UNII-2C/ TX AC80 Mode 5530MHz

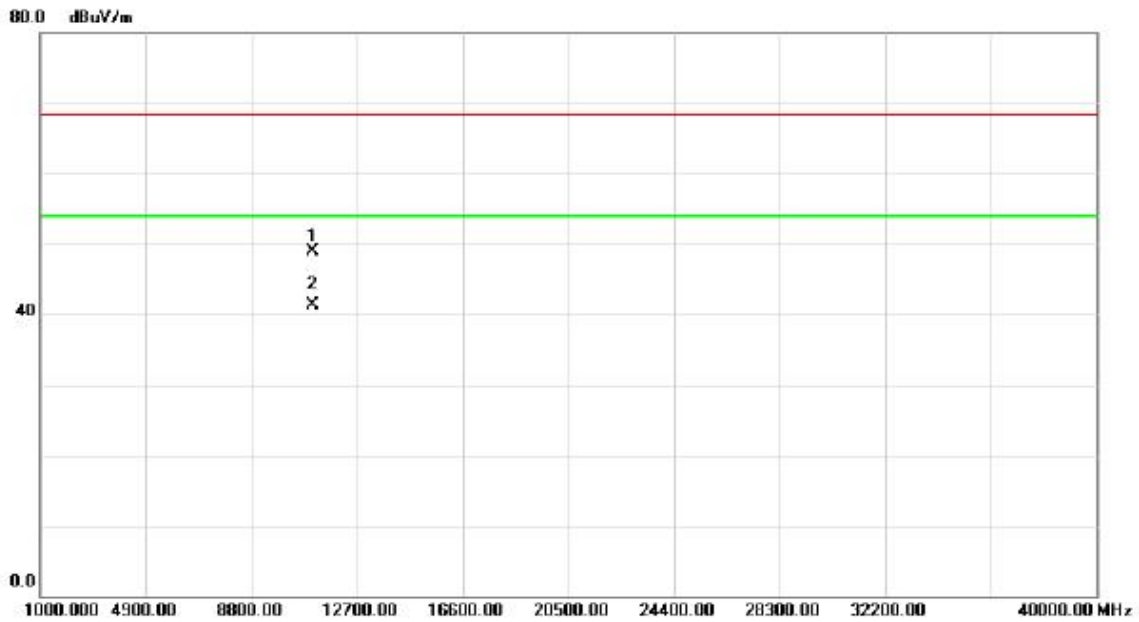
Horizontal



No.	Mk.	Freq. MHz	Reading Level dBuV	Correct Factor dB	Measure- ment dBuV/m	Limit dBuV/m	Over dB	Detector	Comment
1		5460.000	22.02	40.03	62.05	68.30	-6.25	peak	
2		5460.000	11.27	40.03	51.30	54.00	-2.70	AVG	
3		5470.000	25.12	40.06	65.18	68.30	-3.12	peak	
4		5470.000	12.67	40.06	52.73	54.00	-1.27	AVG	
5	*	5495.600	55.23	40.14	95.37	54.00	41.37	AVG	No Limit
6	X	5512.800	64.37	40.22	104.59	68.30	36.29	peak	No Limit

Orthogonal Axis :	X
Test Mode :	UNII-2C/ TX AC80 Mode 5530MHz

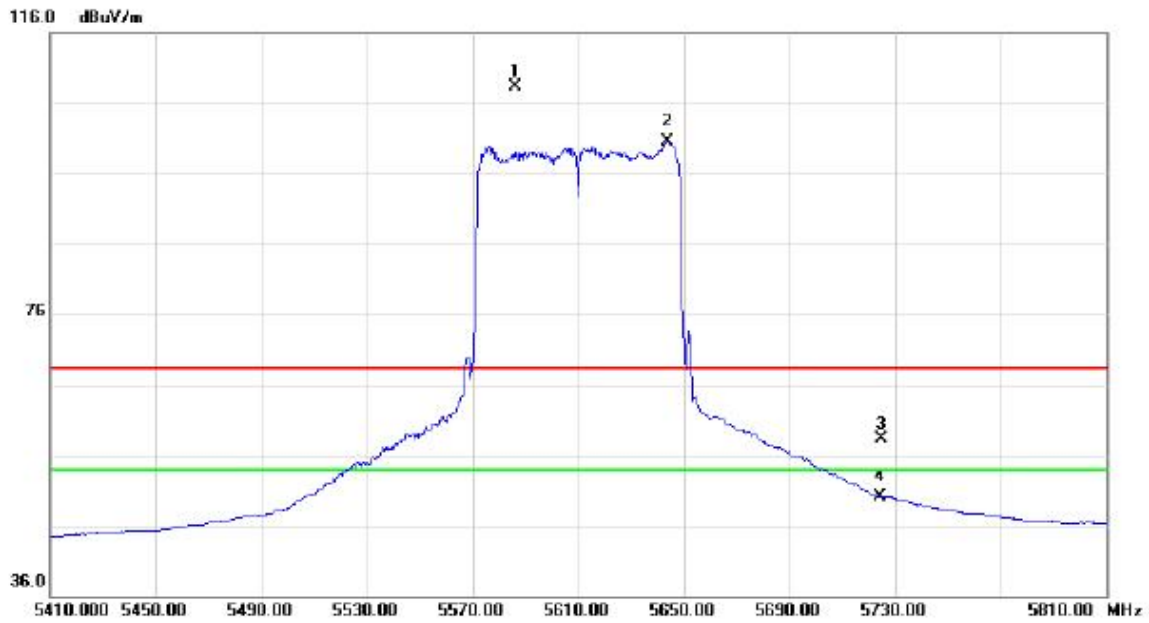
Horizontal



No.	Mk.	Freq. MHz	Reading Level dBuV	Correct Factor dB	Measure- ment dBuV/m	Limit dBuV/m	Over dB	Detector	Comment
1		11060.78	37.25	11.57	48.82	68.30	-19.48	peak	
2	*	11060.78	29.67	11.57	41.24	54.00	-12.76	AVG	

Orthogonal Axis :	X
Test Mode :	UNII-2C/ TX AC80 Mode 5610MHz

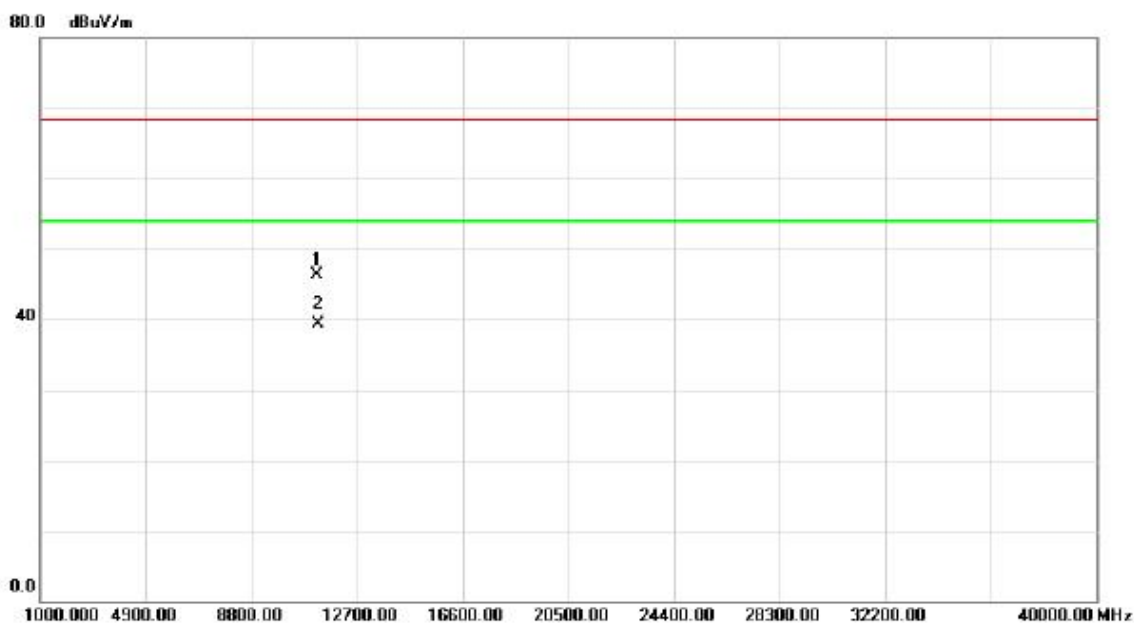
Vertical



No.	Mk.	Freq. MHz	Reading Level dBuV	Correct Factor dB	Measure- ment dBuV/m	Limit dBuV/m	Over dB	Detector	Comment
1	X	5586.400	67.82	40.52	108.34	68.30	40.04	peak	No Limit
2	*	5643.600	59.72	40.76	100.48	54.00	46.48	AVG	No Limit
3		5725.000	17.27	41.10	58.37	68.30	-9.93	peak	
4		5725.000	9.01	41.10	50.11	54.00	-3.89	AVG	

Orthogonal Axis :	X
Test Mode :	UNII-2C/ TX AC80 Mode 5610MHz

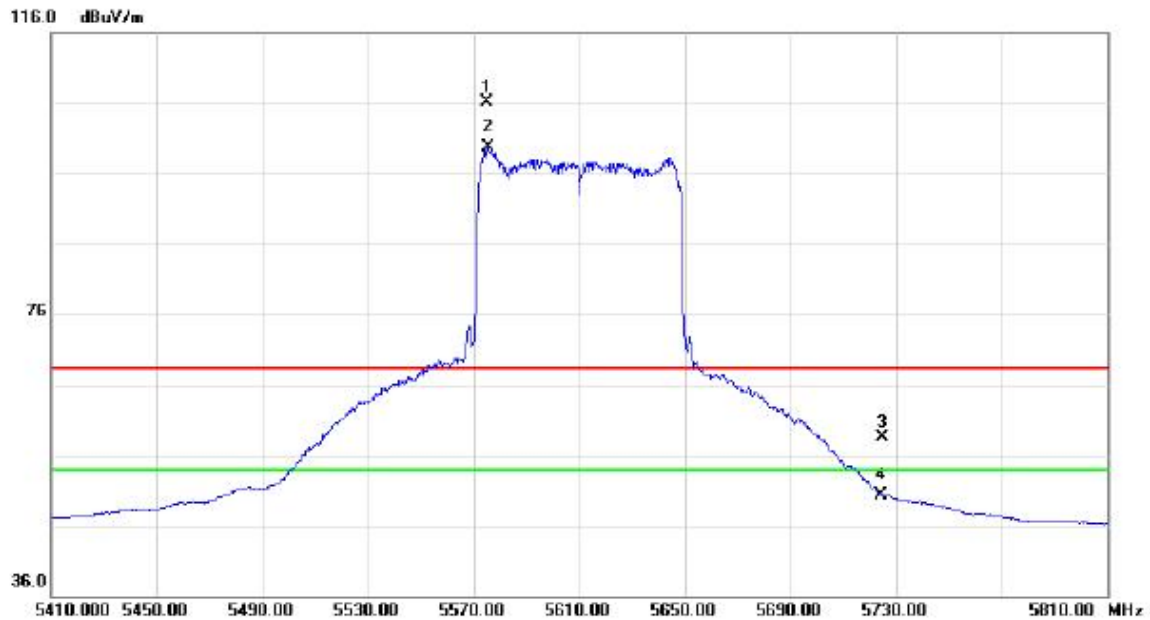
Vertical



No.	Mk.	Freq. MHz	Reading Level dBuV	Correct Factor dB	Measure- ment dBuV/m	Limit dBuV/m	Over dB	Detector	Comment
1		11220.69	34.26	12.06	46.32	68.30	-21.98	peak	
2	*	11220.69	27.34	12.06	39.40	54.00	-14.60	AVG	

Orthogonal Axis :	X
Test Mode :	UNII-2C/ TX AC80 Mode 5610MHz

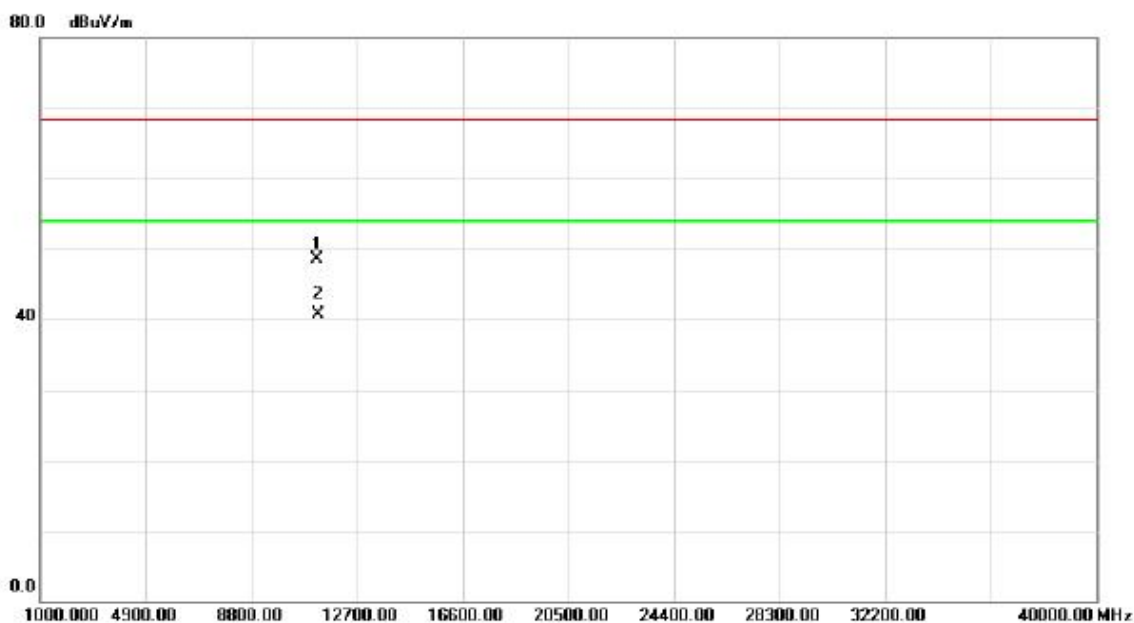
Horizontal



No.	Mk.	Freq. MHz	Reading Level dBuV	Correct Factor dB	Measure- ment dBuV/m	Limit dBuV/m	Over dB	Detector	Comment
1	X	5575.200	65.61	40.47	106.08	68.30	37.78	peak	No Limit
2	*	5575.600	59.20	40.47	99.67	54.00	45.67	AVG	No Limit
3		5725.000	17.41	41.10	58.51	68.30	-9.79	peak	
4		5725.000	9.25	41.10	50.35	54.00	-3.65	AVG	

Orthogonal Axis :	X
Test Mode :	UNII-2C/ TX AC80 Mode 5610MHz

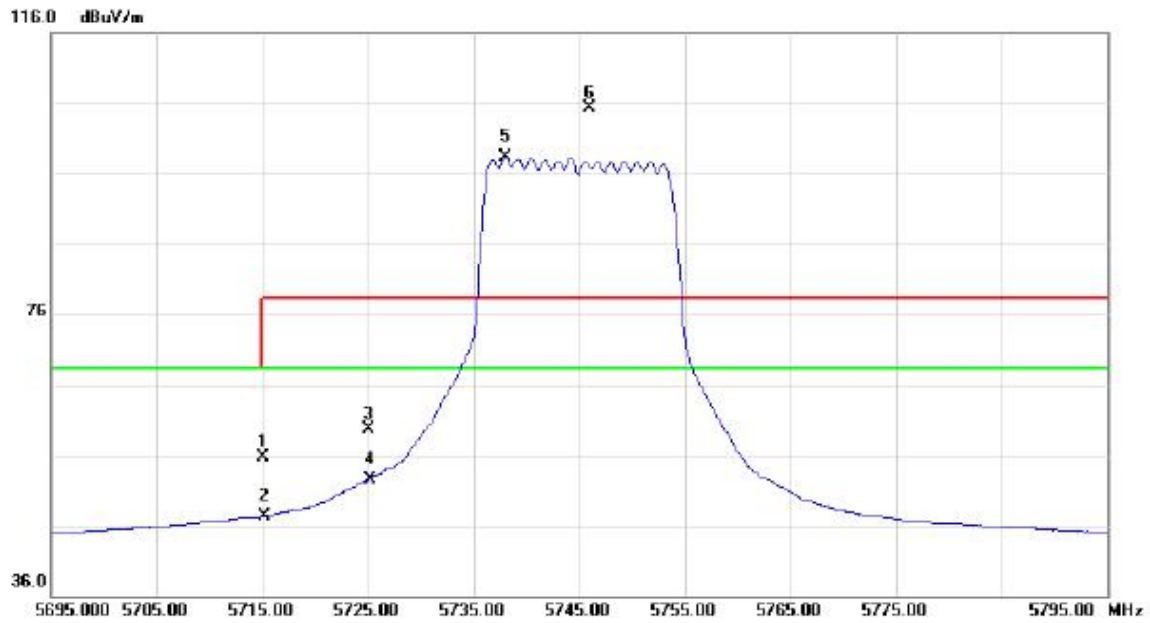
Horizontal



No.	Mk.	Freq. MHz	Reading Level dBuV	Correct Factor dB	Measure- ment dBuV/m	Limit dBuV/m	Over dB	Detector	Comment
1		11219.67	36.52	12.06	48.58	68.30	-19.72	peak	
2	*	11219.67	28.74	12.06	40.80	54.00	-13.20	AVG	

Orthogonal Axis:	X
Test Mode:	UNII-3/TX AC20 Mode 5745MHz

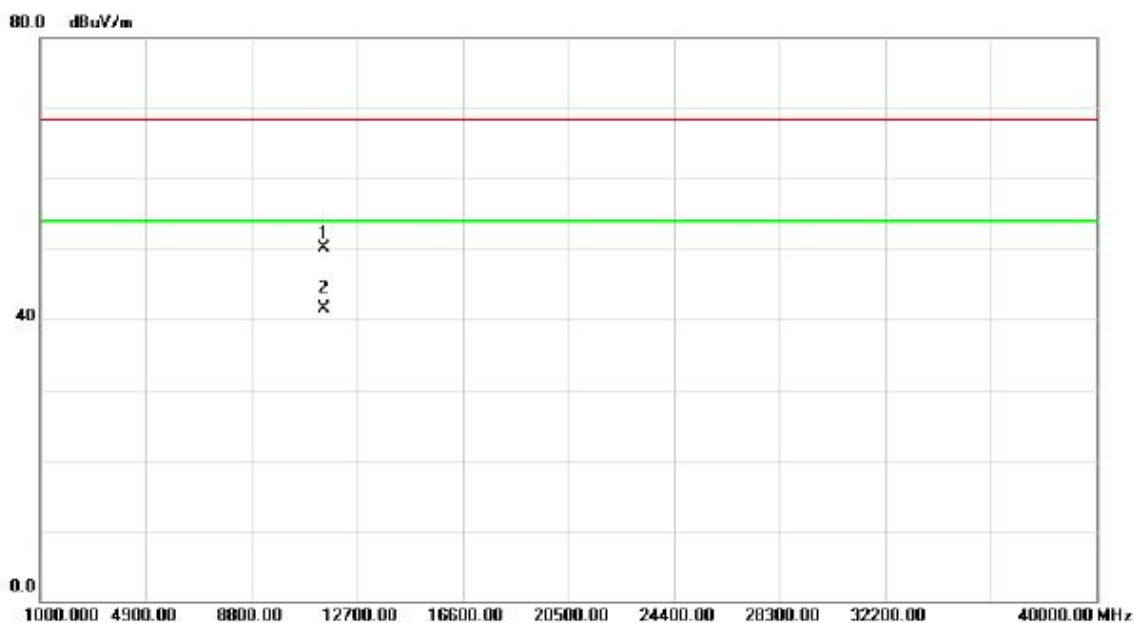
Vertical



No.	Mk.	Freq. MHz	Reading Level dBuV	Correct Factor dB	Measure- ment dBuV/m	Limit dBuV/m	Over dB	Detector	Comment
1		5715.000	14.68	41.06	55.74	68.30	-12.56	peak	
2		5715.000	6.24	41.06	47.30	68.30	-21.00	AVG	
3		5725.000	18.70	41.10	59.80	78.30	-18.50	peak	
4		5725.000	11.38	41.10	52.48	68.30	-15.82	AVG	
5	*	5738.000	57.06	41.15	98.21	68.30	29.91	AVG	No Limit
6	X	5746.000	64.13	41.18	105.31	78.30	27.01	peak	No Limit

Orthogonal Axis:	X
Test Mode:	UNII-3/TX AC20 Mode 5745MHz

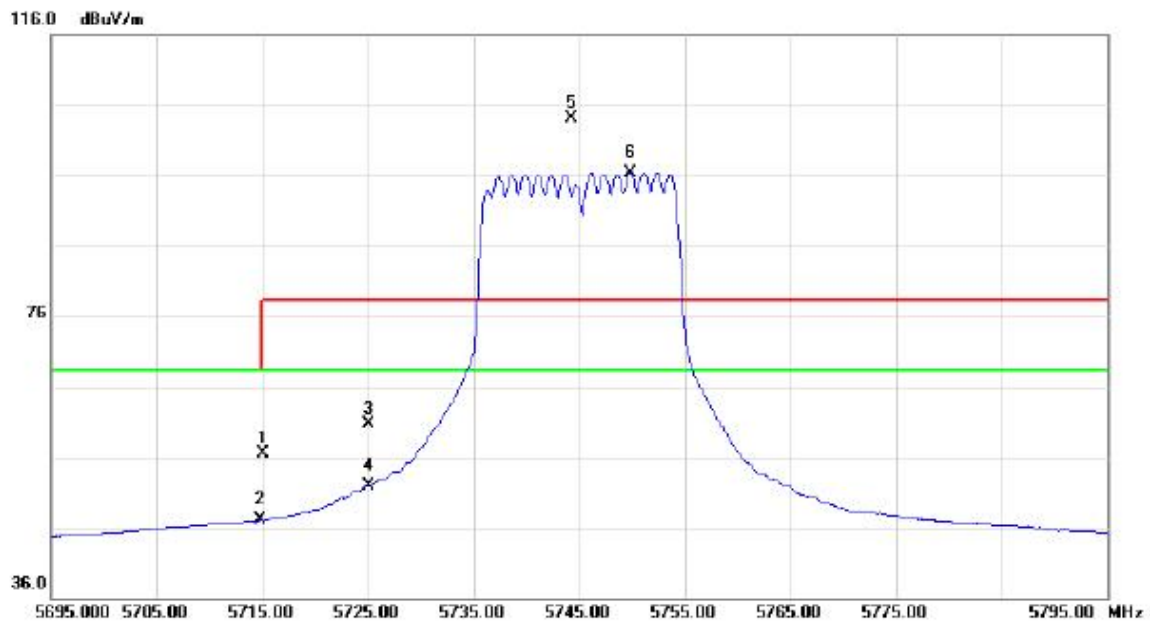
Vertical



No.	Mk.	Freq. MHz	Reading Level dBuV	Correct Factor dB	Measure- ment dBuV/m	Limit dBuV/m	Over dB	Detector	Comment
1		11489.56	37.11	12.91	50.02	68.30	-18.28	peak	
2	*	11489.56	28.56	12.91	41.47	54.00	-12.53	AVG	

Orthogonal Axis:	X
Test Mode:	UNII-3/TX AC20 Mode 5745MHz

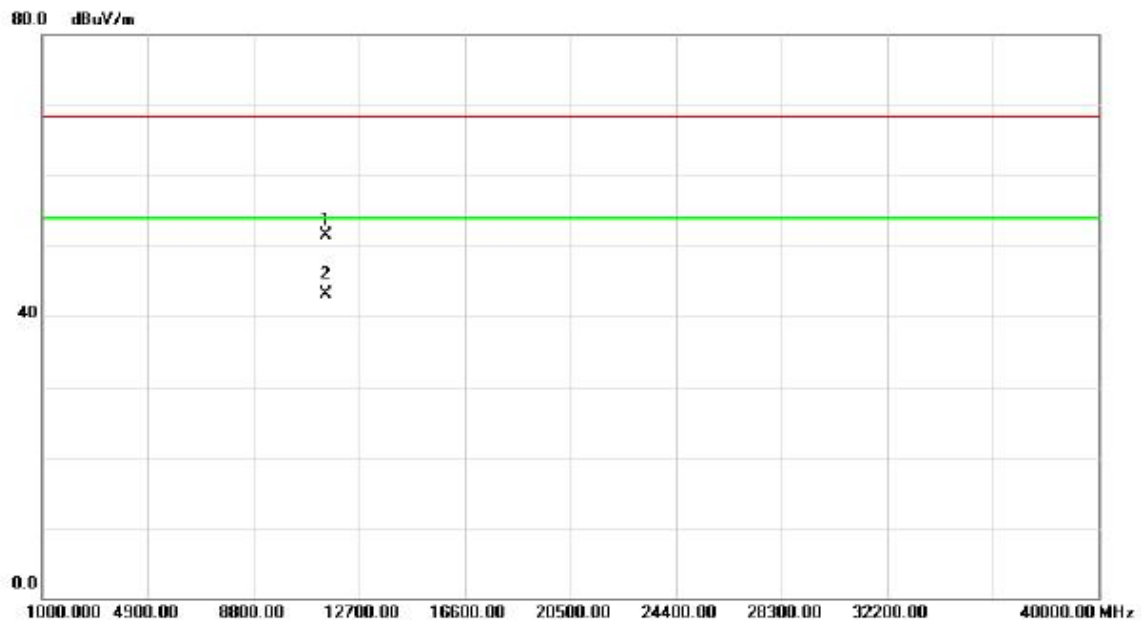
Horizontal



No.	Mk.	Freq. MHz	Reading Level dBuV	Correct Factor dB	Measure- ment dBuV/m	Limit dBuV/m	Over dB	Detector	Comment
1		5715.000	15.39	41.06	56.45	68.30	-11.85	peak	
2		5715.000	6.00	41.06	47.06	68.30	-21.24	AVG	
3		5725.000	19.62	41.10	60.72	78.30	-17.58	peak	
4		5725.000	10.88	41.10	51.98	68.30	-16.32	AVG	
5	X	5744.200	62.89	41.17	104.06	78.30	25.76	peak	No Limit
6	*	5749.900	55.14	41.20	96.34	68.30	28.04	AVG	No Limit

Orthogonal Axis:	X
Test Mode:	UNII-3/TX AC20 Mode 5745MHz

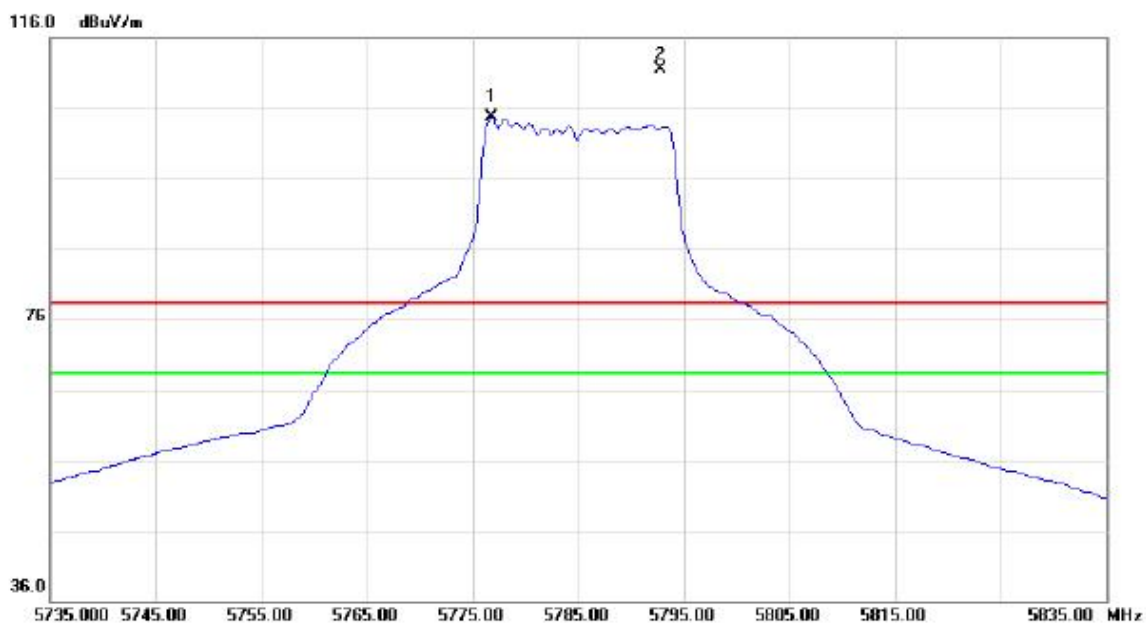
Horizontal



No.	Mk.	Freq. MHz	Reading Level dBuV	Correct Factor dB	Measure- ment dBuV/m	Limit dBuV/m	Over dB	Detector	Comment
1		11490.10	38.52	12.91	51.43	68.30	-16.87	peak	
2	*	11490.10	30.10	12.91	43.01	54.00	-10.99	AVG	

Orthogonal Axis:	X
Test Mode:	UNII-3/TX AC20 Mode 5785MHz

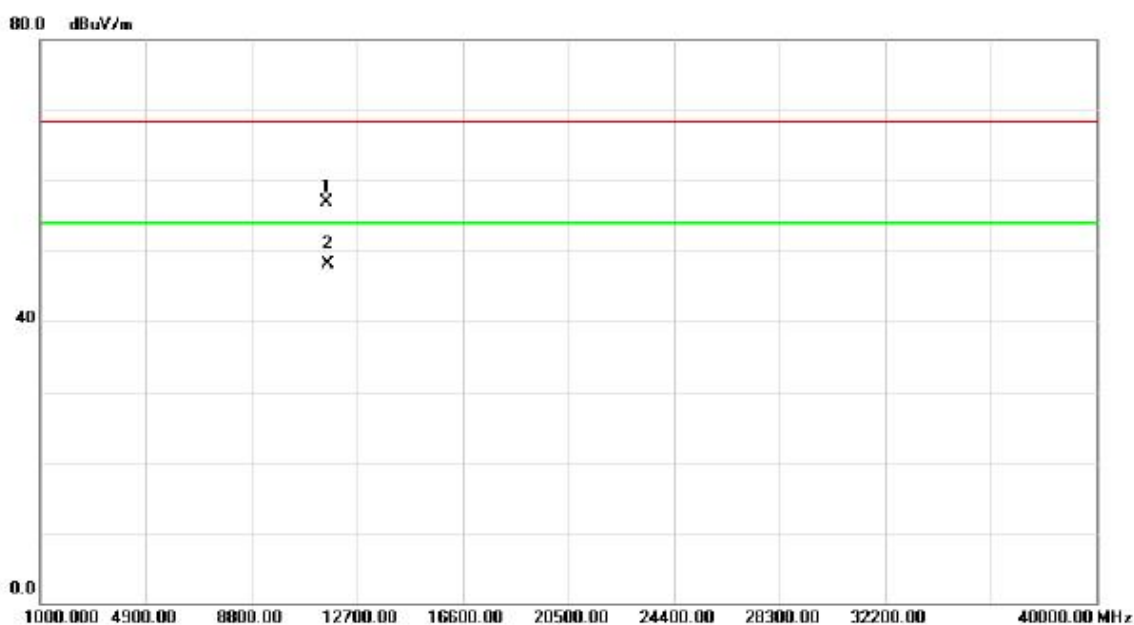
Vertical



No.	Mk.	Freq. MHz	Reading Level dBuV	Correct Factor dB	Measure- ment dBuV/m	Limit dBuV/m	Over dB	Detector	Comment
1	*	5776.800	63.40	41.31	104.71	68.30	36.41	AVG	No Limit
2	X	5792.800	70.08	41.38	111.46	78.30	33.16	peak	No Limit

Orthogonal Axis:	X
Test Mode:	UNII-3/TX AC20 Mode 5785MHz

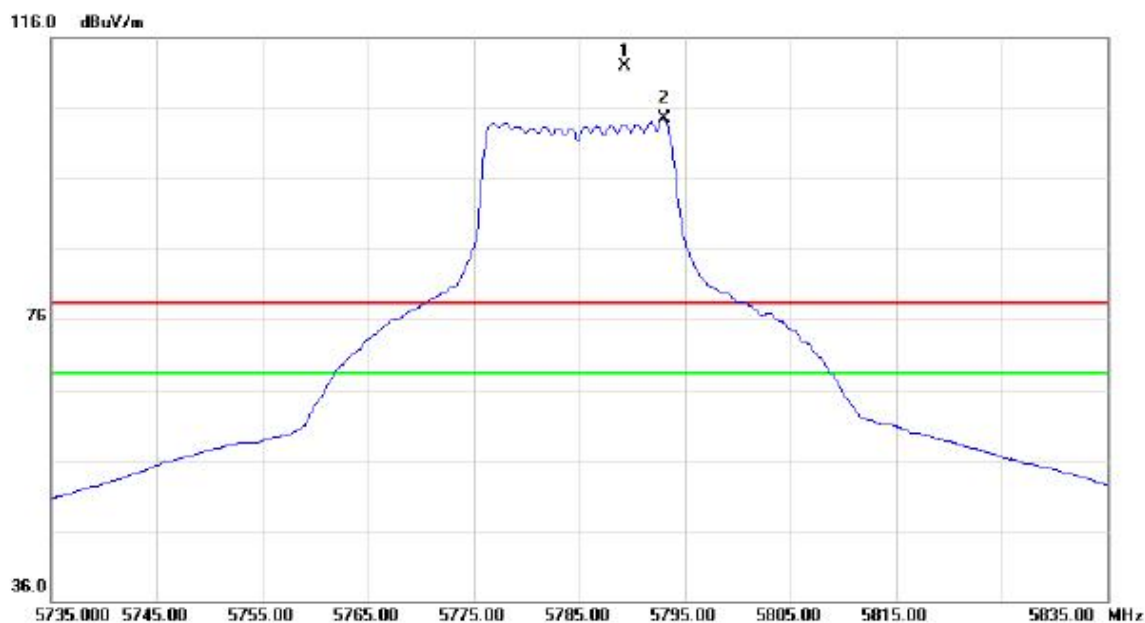
Vertical



No.	Mk.	Freq. MHz	Reading Level dBuV	Correct Factor dB	Measure- ment dBuV/m	Limit dBuV/m	Over dB	Detector	Comment
1		11570.00	43.96	12.89	56.85	68.30	-11.45	peak	
2	*	11570.00	35.29	12.89	48.18	54.00	-5.82	AVG	

Orthogonal Axis:	X
Test Mode:	UNII-3/TX AC20 Mode 5785MHz

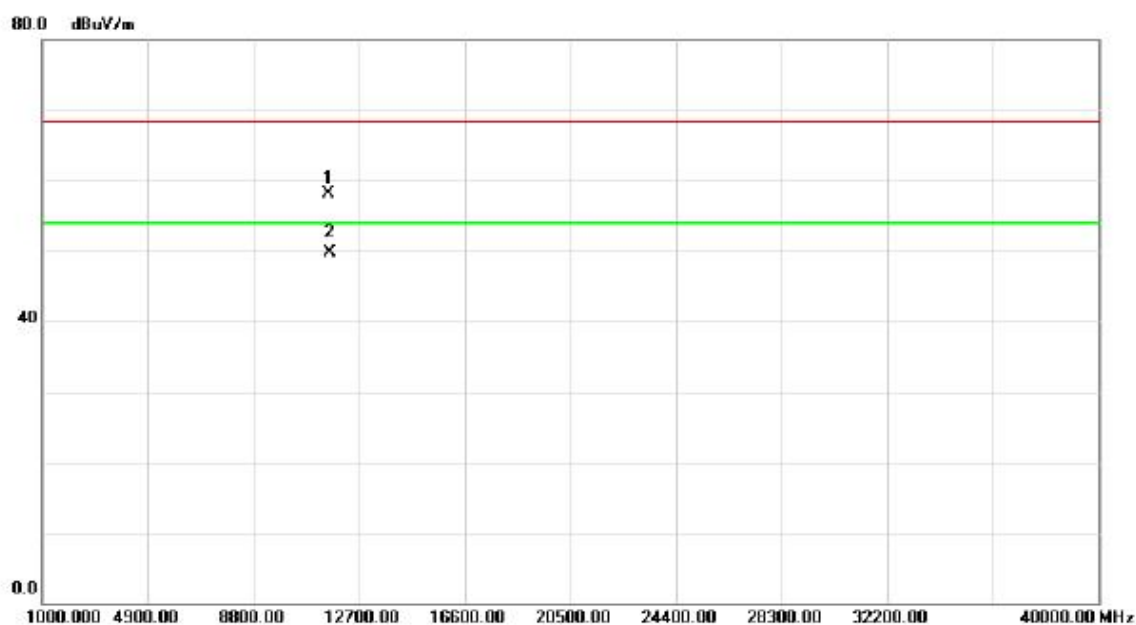
Horizontal



No.	Mk.	Freq. MHz	Reading Level dBuV	Correct Factor dB	Measure- ment dBuV/m	Limit dBuV/m	Over dB	Detector	Comment
1	X	5789.300	70.64	41.36	112.00	78.30	33.70	peak	No Limit
2	*	5793.000	63.07	41.38	104.45	68.30	36.15	AVG	No Limit

Orthogonal Axis:	X
Test Mode:	UNII-3/TX AC20 Mode 5785MHz

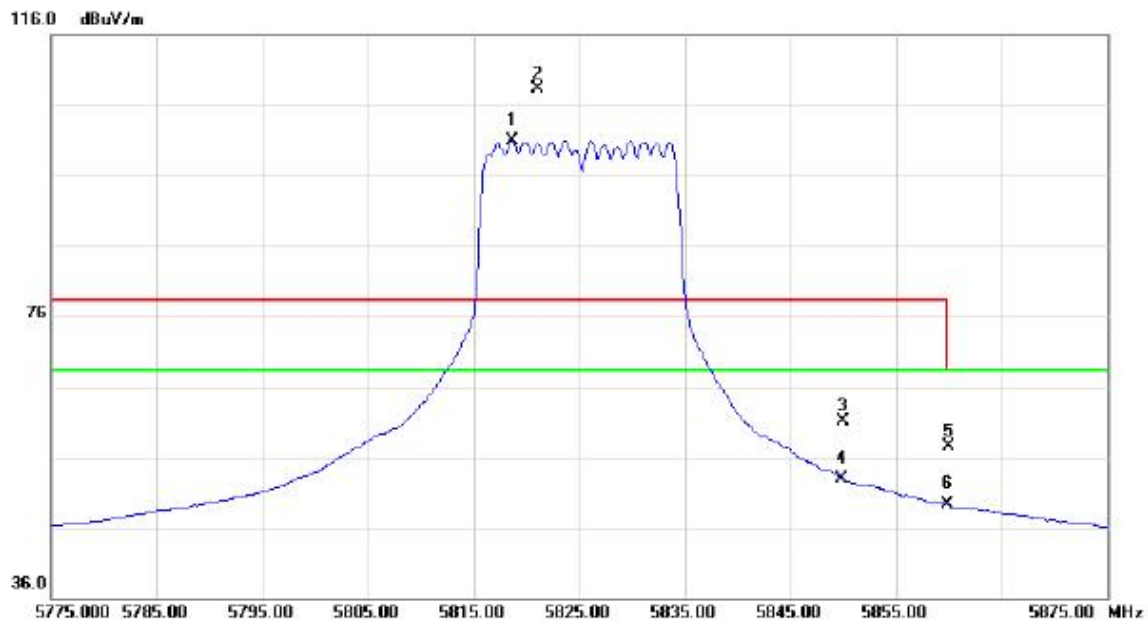
Horizontal



No.	Mk.	Freq. MHz	Reading Level dBuV	Correct Factor dB	Measure- ment dBuV/m	Limit dBuV/m	Over dB	Detector	Comment
1		11570.60	45.15	12.89	58.04	68.30	-10.26	peak	
2	*	11570.60	36.89	12.89	49.78	54.00	-4.22	AVG	

Orthogonal Axis:	X
Test Mode:	UNII-3/TX AC20 Mode 5825MHz

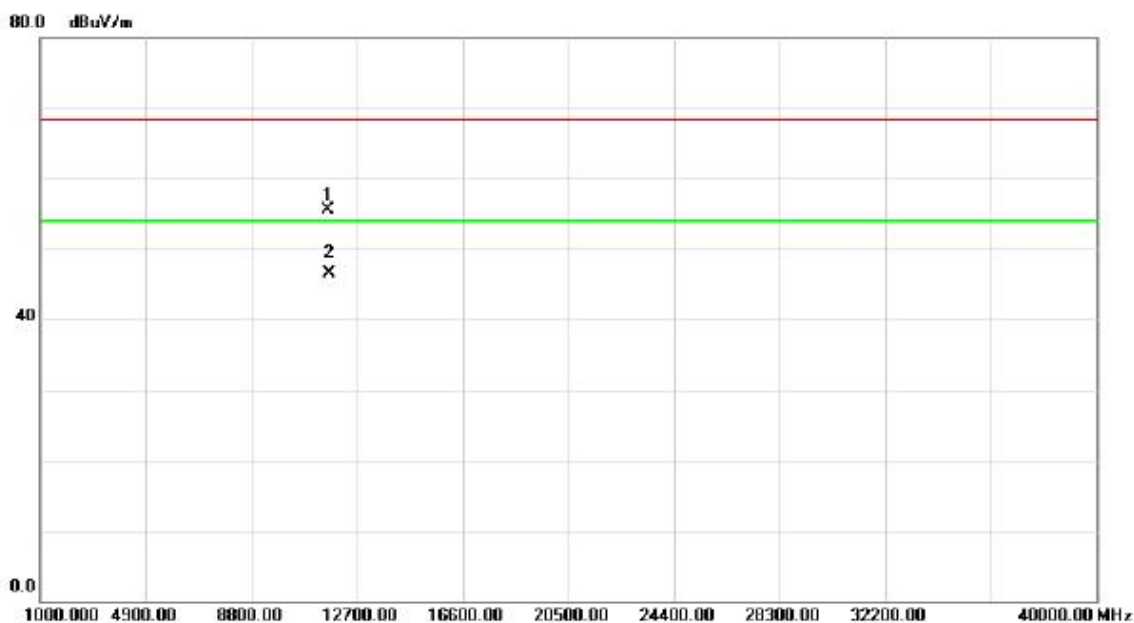
Vertical



No.	Mk.	Freq. MHz	Reading Level dBuV	Correct Factor dB	Measure- ment dBuV/m	Limit dBuV/m	Over dB	Detector	Comment
1	*	5818.600	59.47	41.48	100.95	68.30	32.65	AVG	No Limit
2	X	5821.100	66.80	41.49	108.29	78.30	29.99	peak	No Limit
3		5850.000	19.46	41.62	61.08	78.30	-17.22	peak	
4		5850.000	11.22	41.62	52.84	68.30	-15.46	AVG	
5		5860.000	15.87	41.65	57.52	68.30	-10.78	peak	
6		5860.000	7.66	41.65	49.31	68.30	-18.99	AVG	

Orthogonal Axis:	X
Test Mode:	UNII-3/TX AC20 Mode 5825MHz

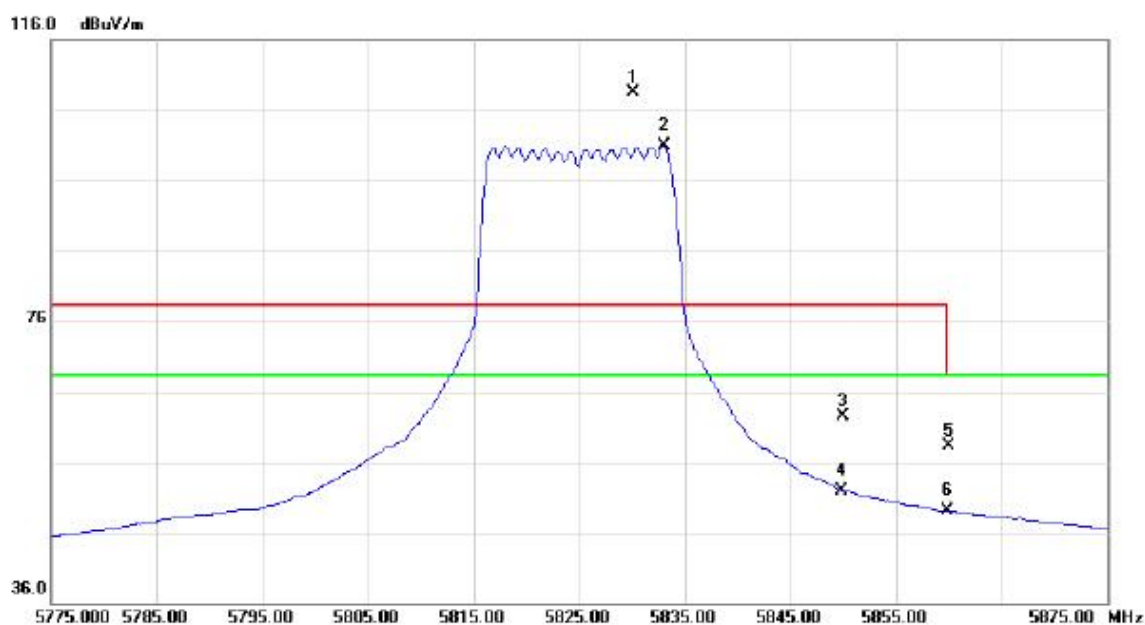
Vertical



No.	Mk.	Freq. MHz	Reading Level dBuV	Correct Factor dB	Measure- ment dBuV/m	Limit dBuV/m	Over dB	Detector	Comment
1		11650.00	42.64	12.84	55.48	68.30	-12.82	peak	
2	*	11650.00	33.58	12.84	46.42	54.00	-7.58	AVG	

Orthogonal Axis:	X
Test Mode:	UNII-3/TX AC20 Mode 5825MHz

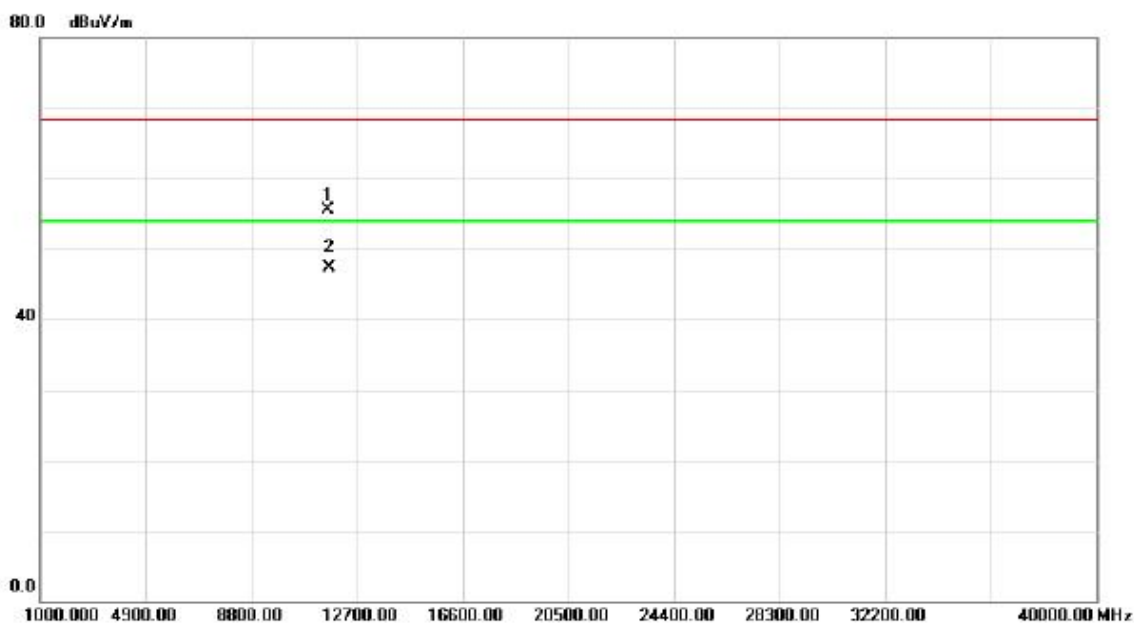
Horizontal



No.	Mk.	Freq. MHz	Reading Level dBuV	Correct Factor dB	Measure- ment dBuV/m	Limit dBuV/m	Over dB	Detector	Comment
1	X	5830.100	66.96	41.53	108.49	78.30	30.19	peak	No Limit
2	*	5833.000	59.34	41.55	100.89	68.30	32.59	AVG	No Limit
3		5850.000	20.94	41.62	62.56	78.30	-15.74	peak	
4		5850.000	10.30	41.62	51.92	68.30	-16.38	AVG	
5		5860.000	16.67	41.65	58.32	68.30	-9.98	peak	
6		5860.000	7.39	41.65	49.04	68.30	-19.26	AVG	

Orthogonal Axis:	X
Test Mode:	UNII-3/TX AC20 Mode 5825MHz

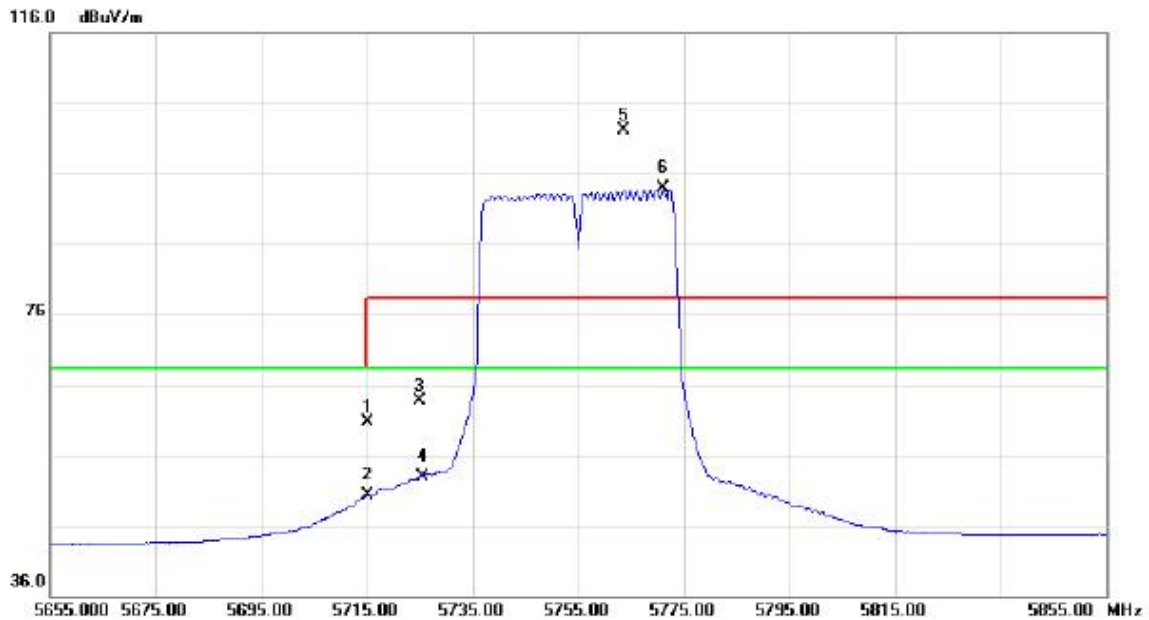
Horizontal



No.	Mk.	Freq. MHz	Reading Level dBuV	Correct Factor dB	Measure- ment dBuV/m	Limit dBuV/m	Over dB	Detector	Comment
1		11650.24	42.69	12.84	55.53	68.30	-12.77	peak	
2	*	11650.24	34.38	12.84	47.22	54.00	-6.78	AVG	

Orthogonal Axis:	X
Test Mode:	UNII-3/TX AC40 Mode 5755MHz

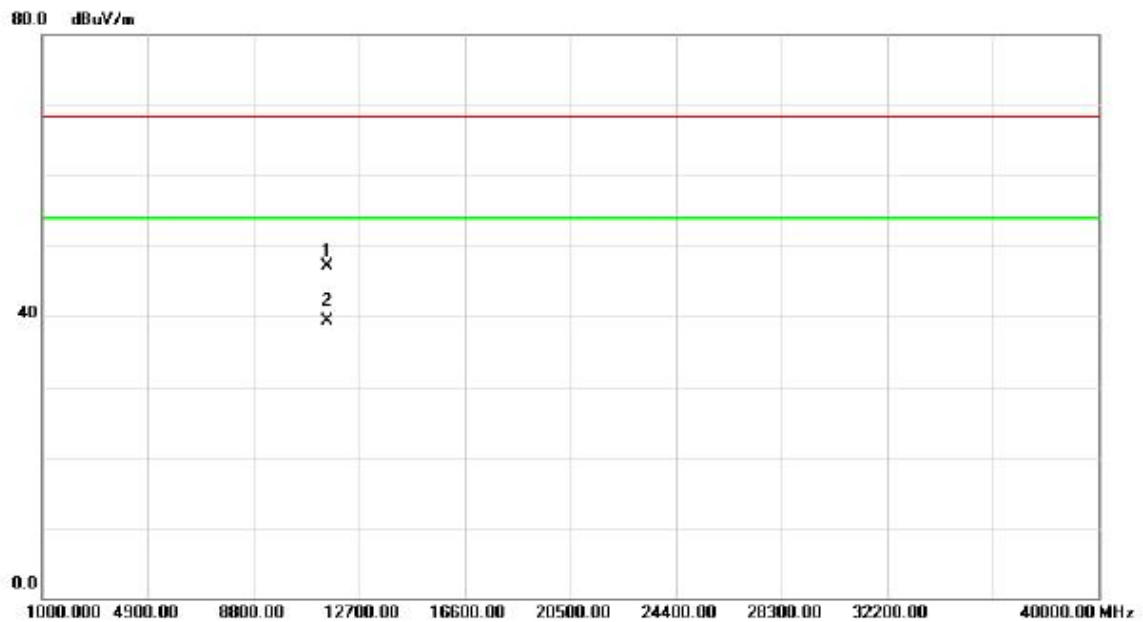
Vertical



No. Mk.	Freq. MHz	Reading Level dBuV	Correct Factor dB	Measure- ment dBuV/m	Limit dBuV/m	Over dB	Detector	Comment
1	5715.000	19.59	41.06	60.65	68.30	-7.65	peak	
2	5715.000	9.29	41.06	50.35	68.30	-17.95	AVG	
3	5725.000	22.57	41.10	63.67	78.30	-14.63	peak	
4	5725.000	11.74	41.10	52.84	68.30	-15.46	AVG	
5 X	5763.600	60.91	41.26	102.17	78.30	23.87	peak	No Limit
6 *	5771.200	52.65	41.28	93.93	68.30	25.63	AVG	No Limit

Orthogonal Axis:	X
Test Mode:	UNII-3/TX AC40 Mode 5755MHz

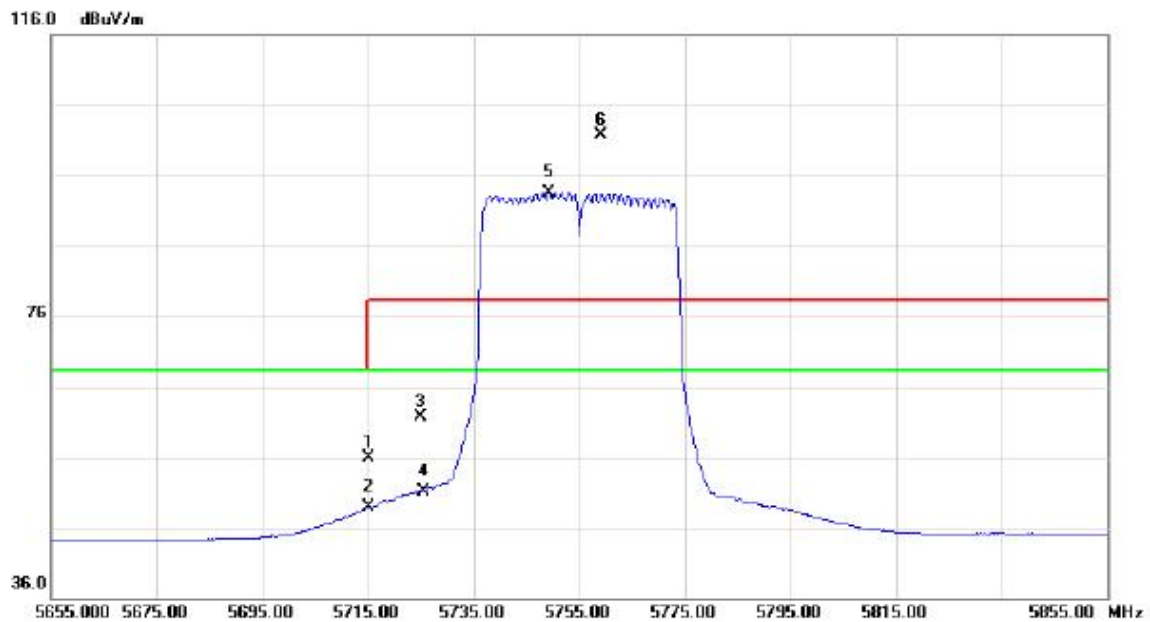
Vertical



No.	Mk.	Freq.	Reading Level	Correct Factor	Measurement	Limit	Over	Detector	Comment
		MHz	dBuV	dB	dBuV/m	dBuV/m	dB		
1		11509.23	34.21	12.93	47.14	68.30	-21.16	peak	
2	*	11509.23	26.39	12.93	39.32	54.00	-14.68	AVG	

Orthogonal Axis:	X
Test Mode:	UNII-3/TX AC40 Mode 5755MHz

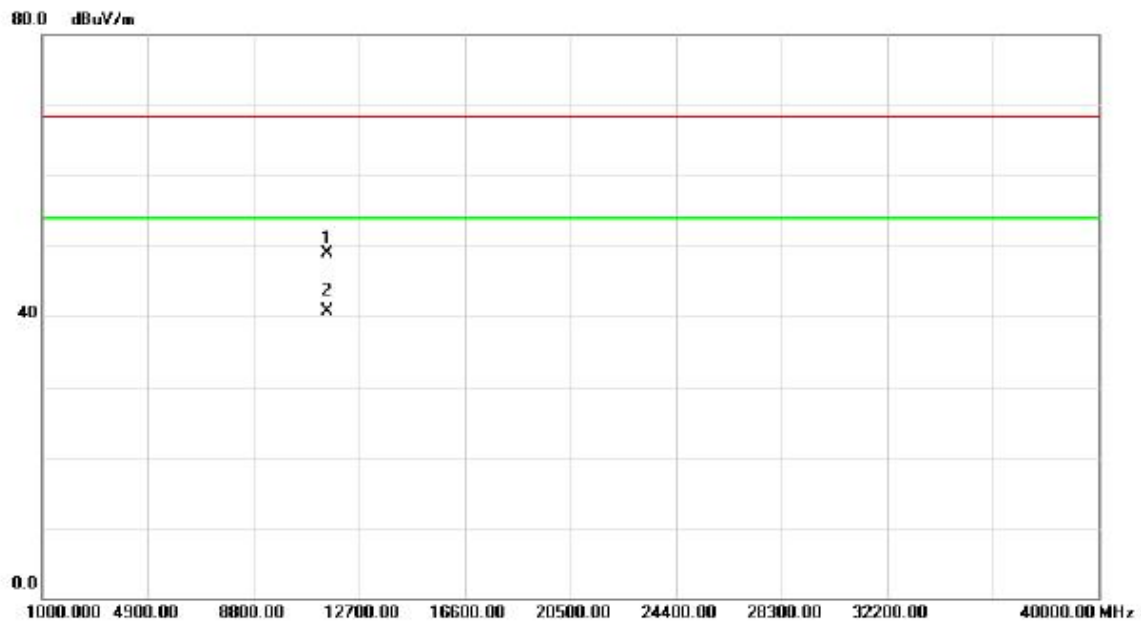
Horizontal



No.	Mk.	Freq. MHz	Reading Level dBuV	Correct Factor dB	Measure- ment dBuV/m	Limit dBuV/m	Over dB	Detector	Comment
1		5715.000	14.88	41.06	55.94	68.30	-12.36	peak	
2		5715.000	7.87	41.06	48.93	68.30	-19.37	AVG	
3		5725.000	20.67	41.10	61.77	78.30	-16.53	peak	
4		5725.000	9.95	41.10	51.05	68.30	-17.25	AVG	
5	*	5749.200	52.39	41.20	93.59	68.30	25.29	AVG	No Limit
6	X	5759.200	60.42	41.24	101.66	78.30	23.36	peak	No Limit

Orthogonal Axis:	X
Test Mode:	UNII-3/TX AC40 Mode 5755MHz

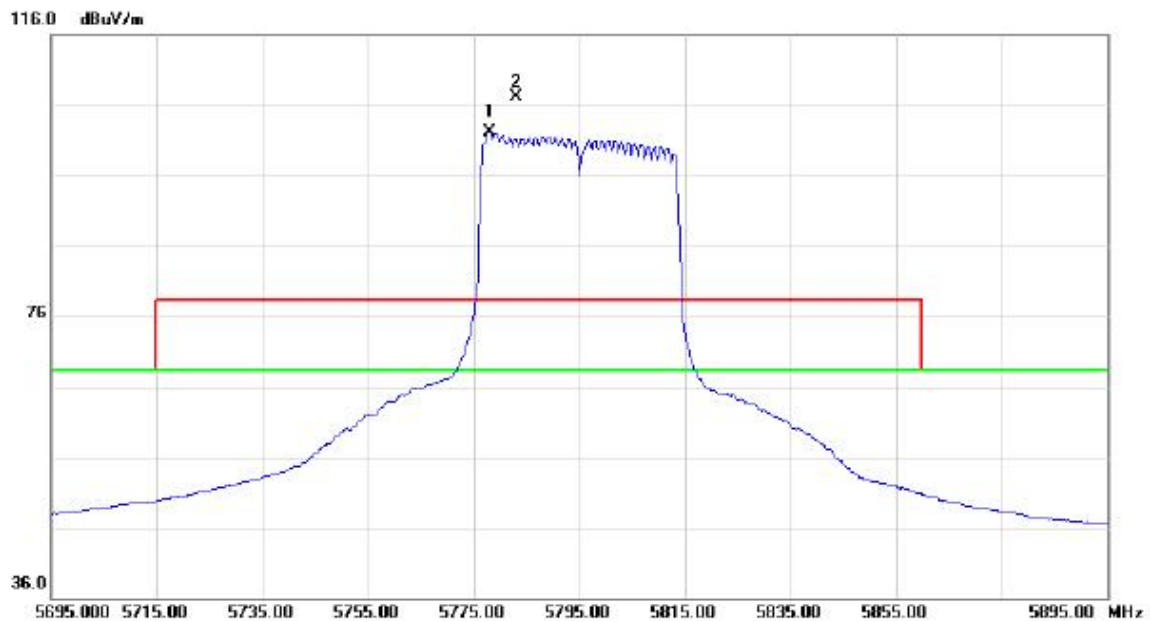
Horizontal



No.	Mk.	Freq. MHz	Reading Level dBuV	Correct Factor dB	Measure- ment dBuV/m	Limit dBuV/m	Over dB	Detector	Comment
1		11510.34	35.87	12.94	48.81	68.30	-19.49	peak	
2	*	11510.34	27.83	12.94	40.77	54.00	-13.23	AVG	

Orthogonal Axis:	X
Test Mode:	UNII-3/TX AC40 Mode 5795MHz

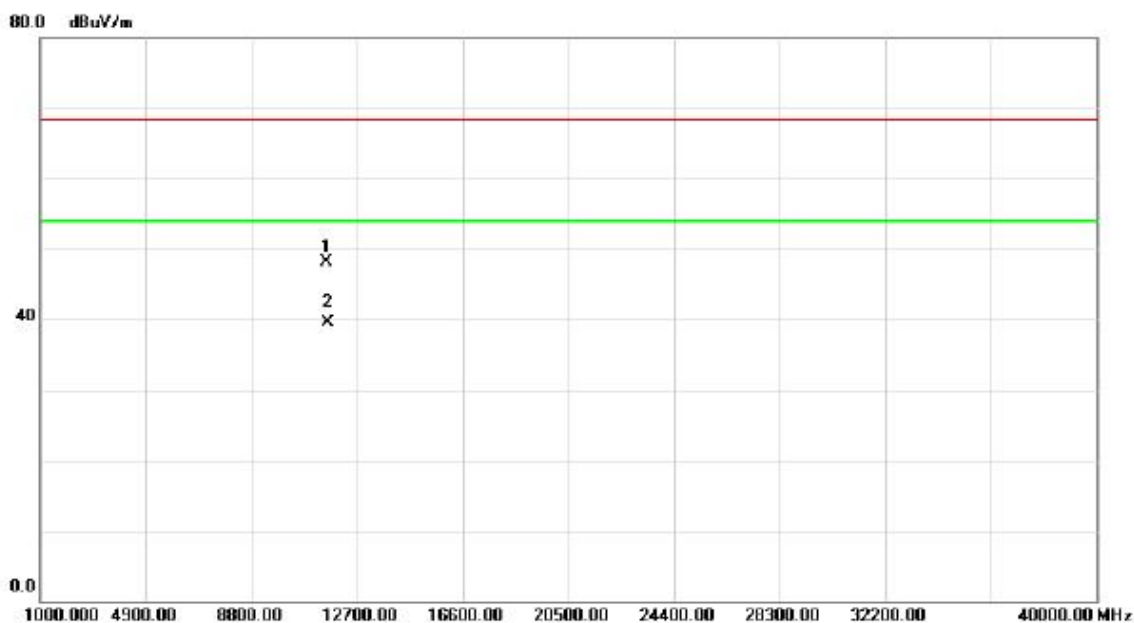
Vertical



No.	Mk.	Freq.	Reading Level	Correct Factor	Measurement	Limit	Over	Detector	Comment
		MHz	dBuV	dB	dBuV/m	dBuV/m	dB		
1	*	5778.000	60.83	41.31	102.14	68.30	33.84	AVG	
2	X	5783.000	65.82	41.34	107.16	78.30	28.86	peak	No Limit

Orthogonal Axis:	X
Test Mode:	UNII-3/TX AC40 Mode 5795MHz

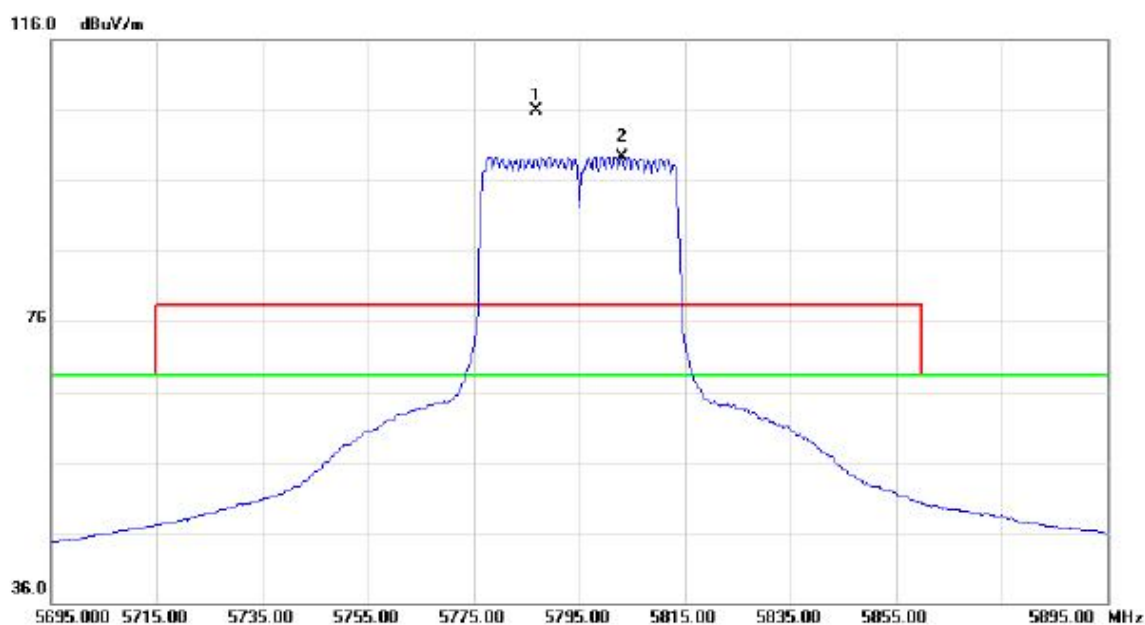
Vertical



No.	Mk.	Freq. MHz	Reading Level dBuV	Correct Factor dB	Measure- ment dBuV/m	Limit dBuV/m	Over dB	Detector	Comment
1		11590.25	35.31	12.88	48.19	68.30	-20.11	peak	
2	*	11590.25	26.67	12.88	39.55	54.00	-14.45	AVG	

Orthogonal Axis:	X
Test Mode:	UNII-3/TX AC40 Mode 5795MHz

Horizontal



No.	Mk.	Freq. MHz	Reading Level dBuV	Correct Factor dB	Measure- ment dBuV/m	Limit dBuV/m	Over dB	Detector	Comment
1	X	5786.800	64.51	41.35	105.86	78.30	27.56	peak	No Limit
2	*	5803.000	57.97	41.42	99.39	68.30	31.09	AVG	

Orthogonal Axis:	X
Test Mode:	UNII-3/TX AC40 Mode 5795MHz

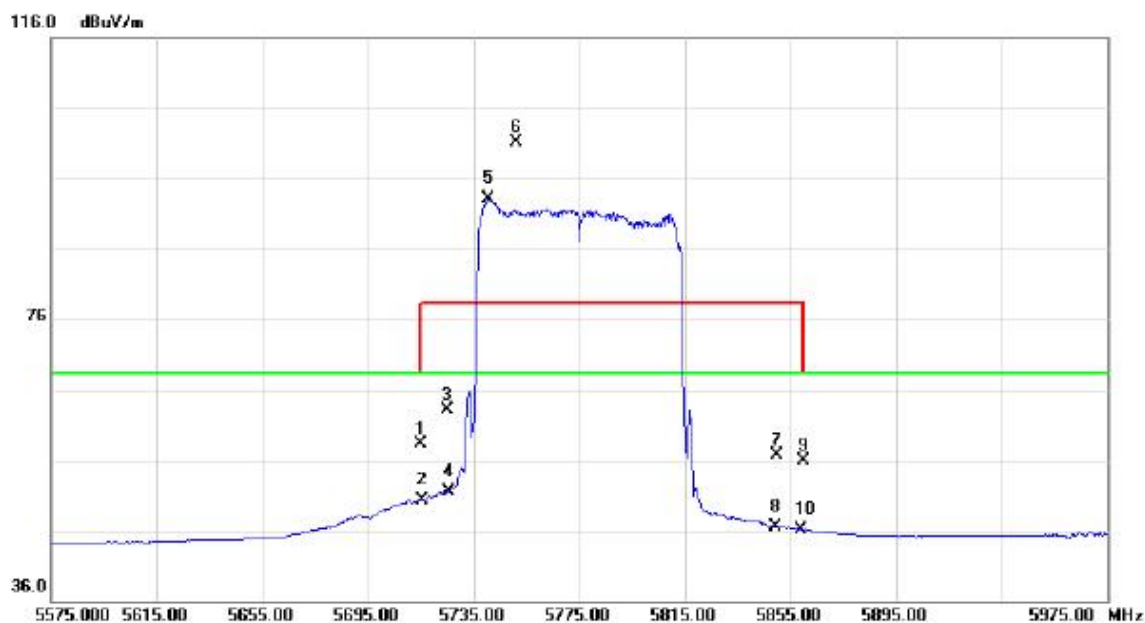
Horizontal



No.	Mk.	Freq.	Reading Level	Correct Factor	Measurement	Limit	Over	Detector	Comment
		MHz	dBuV	dB	dBuV/m	dBuV/m	dB		
1		11590.64	35.47	12.88	48.35	68.30	-19.95	peak	
2	*	11590.64	27.22	12.88	40.10	54.00	-13.90	AVG	

Orthogonal Axis:	X
Test Mode:	UNII-3/TX AC80 Mode 5775MHz

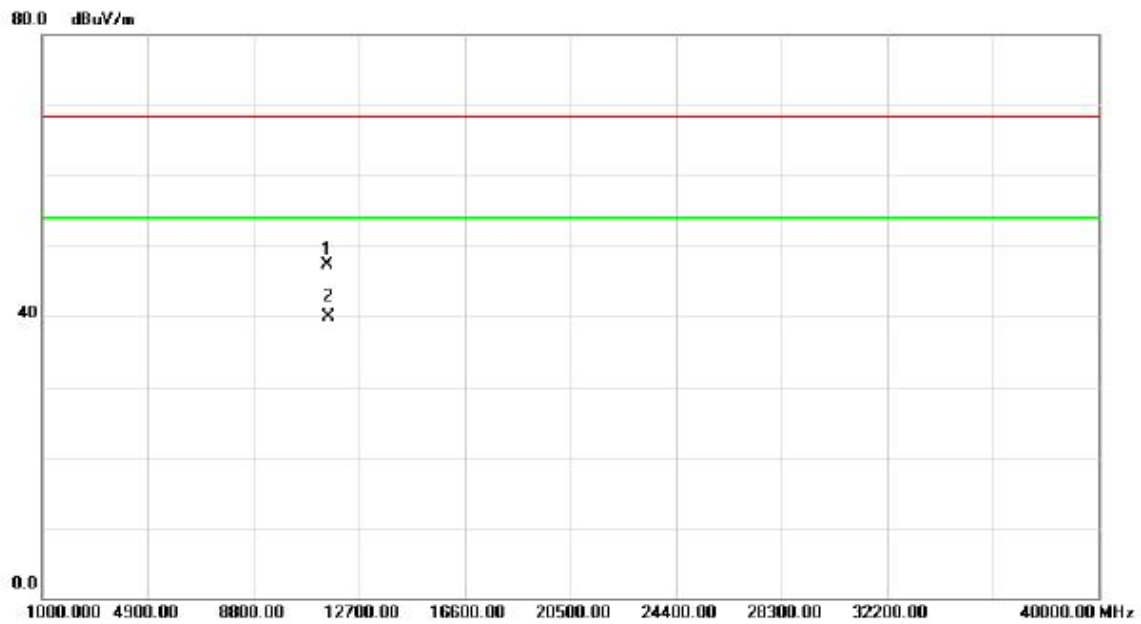
Vertical



No.	Mk.	Freq. MHz	Reading Level dBuV	Correct Factor dB	Measure- ment dBuV/m	Limit dBuV/m	Over dB	Detector	Comment
1		5715.000	17.34	41.06	58.40	68.30	-9.90	peak	
2		5715.000	9.32	41.06	50.38	68.30	-17.92	AVG	
3		5725.000	22.07	41.10	63.17	78.30	-15.13	peak	
4		5725.000	10.43	41.10	51.53	68.30	-16.77	AVG	
5	*	5740.600	51.85	41.16	93.01	68.30	24.71	AVG	No Limit
6	X	5751.400	59.93	41.21	101.14	78.30	22.84	peak	No Limit
7		5850.000	15.11	41.62	56.73	78.30	-21.57	peak	
8		5850.000	4.89	41.62	46.51	68.30	-21.79	AVG	
9		5860.000	14.28	41.65	55.93	68.30	-12.37	peak	
10		5860.000	4.54	41.65	46.19	68.30	-22.11	AVG	

Orthogonal Axis:	X
Test Mode:	UNII-3/TX AC80 Mode 5775MHz

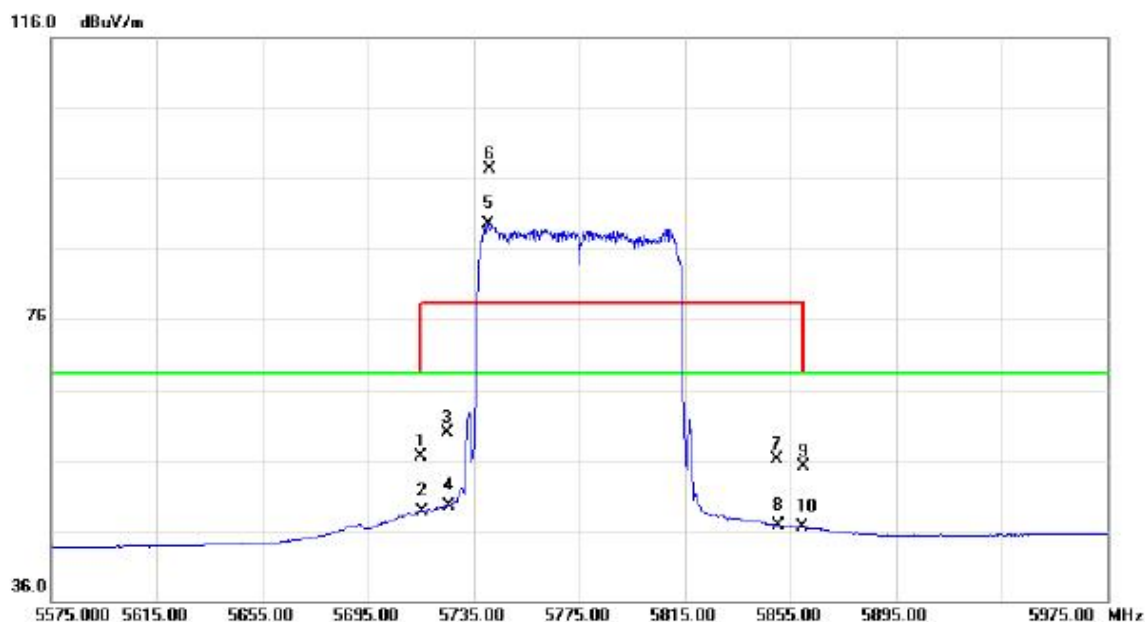
Vertical



No.	Mk.	Freq. MHz	Reading Level dBuV	Correct Factor dB	Measure- ment dBuV/m	Limit dBuV/m	Over dB	Detector	Comment
1		11549.76	34.37	12.91	47.28	68.30	-21.02	peak	
2	*	11549.76	26.93	12.91	39.84	54.00	-14.16	AVG	

Orthogonal Axis:	X
Test Mode:	UNII-3/TX AC80 Mode 5775MHz

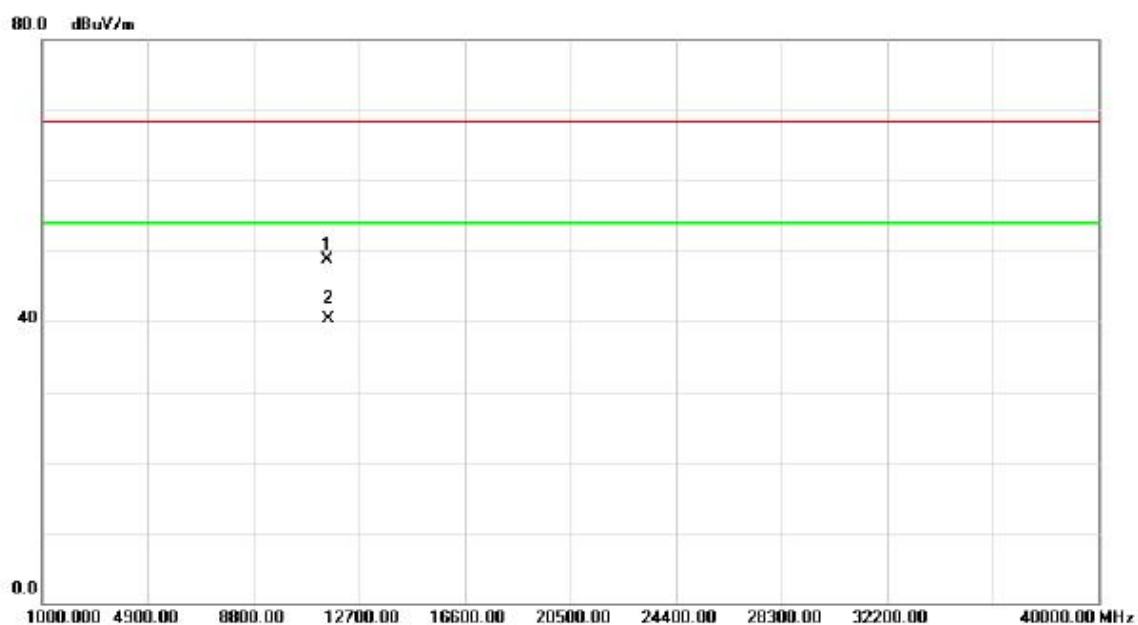
Horizontal



No.	Mk.	Freq. MHz	Reading Level dBuV	Correct Factor dB	Measure- ment dBuV/m	Limit dBuV/m	Over dB	Detector	Comment
1		5715.000	15.50	41.06	56.56	68.30	-11.74	peak	
2		5715.000	7.74	41.06	48.80	68.30	-19.50	AVG	
3		5725.000	18.79	41.10	59.89	78.30	-18.41	peak	
4		5725.000	8.44	41.10	49.54	68.30	-18.76	AVG	
5	*	5740.600	48.32	41.16	89.48	68.30	21.18	AVG	No Limit
6	X	5741.000	56.17	41.16	97.33	78.30	19.03	peak	No Limit
7		5850.000	14.46	41.62	56.08	78.30	-22.22	peak	
8		5850.000	5.16	41.62	46.78	68.30	-21.52	AVG	
9		5860.000	13.37	41.65	55.02	68.30	-13.28	peak	
10		5860.000	4.86	41.65	46.51	68.30	-21.79	AVG	

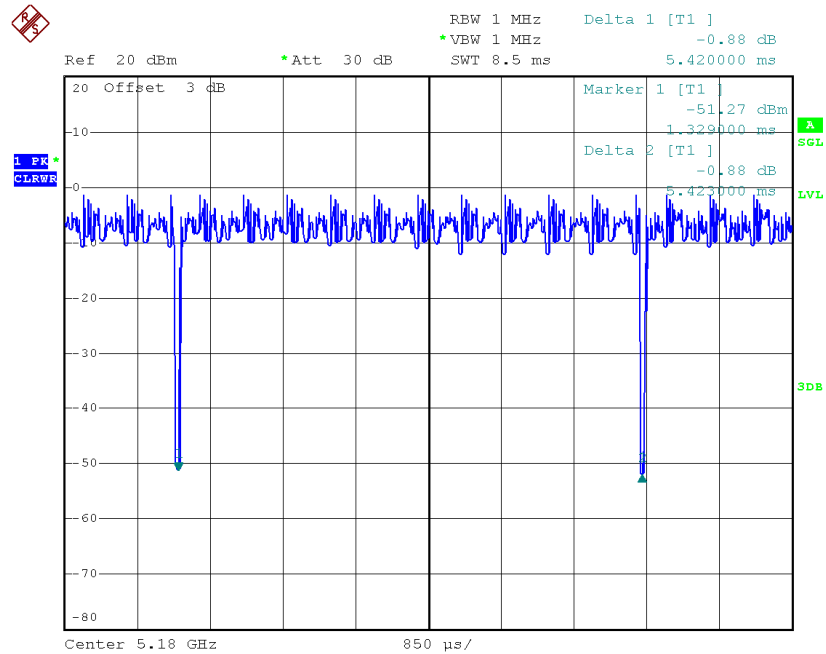
Orthogonal Axis:	X
Test Mode:	UNII-3/TX AC80 Mode 5775MHz

Horizontal



No.	Mk.	Freq. MHz	Reading Level dBuV	Correct Factor dB	Measure- ment dBuV/m	Limit dBuV/m	Over dB	Detector	Comment
1		11550.21	35.86	12.91	48.77	68.30	-19.53	peak	
2	*	11550.21	27.38	12.91	40.29	54.00	-13.71	AVG	

TX A Mode_DUTY CYCLE



Date: 8.DEC.2014 19:46:12

Duty cycle: TX 5180 MHz

$$\text{Duty cycle} = T_{\text{ON}} / T_{\text{Total}}$$

T_{ON} : 5.420 msec

T_{Total} : 5.423 msec

Duty cycle: 0.9994

$$\text{Duty Factor} = 10 \log(1/\text{Duty cycle})$$

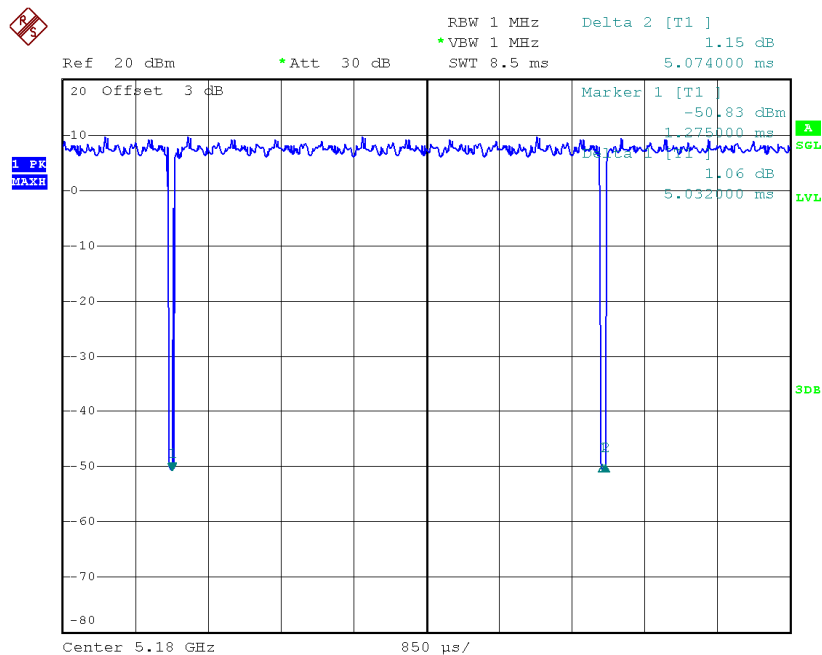
Duty Factor = 0.00

Note: The EUT was programmed to be in continuously transmitting mode and the transmit duty cycle is less than 98 %, so, the output power and power density should be calculated as

$$\text{Output Power} = \text{Measured power} + \text{Duty factor}$$

$$\text{Power Spectral Density} = \text{Measured density} + \text{Duty factor}$$

TX N20 Mode_DUTY CYCLE



Date: 8.DEC.2014 19:54:50

Duty cycle: TX 5180 MHz

$$\text{Duty cycle} = T_{\text{ON}} / T_{\text{Total}}$$

T_{ON} : 5.032 msec

T_{Total} : 5.074 msec

Duty cycle: 0.9917

$$\text{Duty Factor} = 10 \log(1/\text{Duty cycle})$$

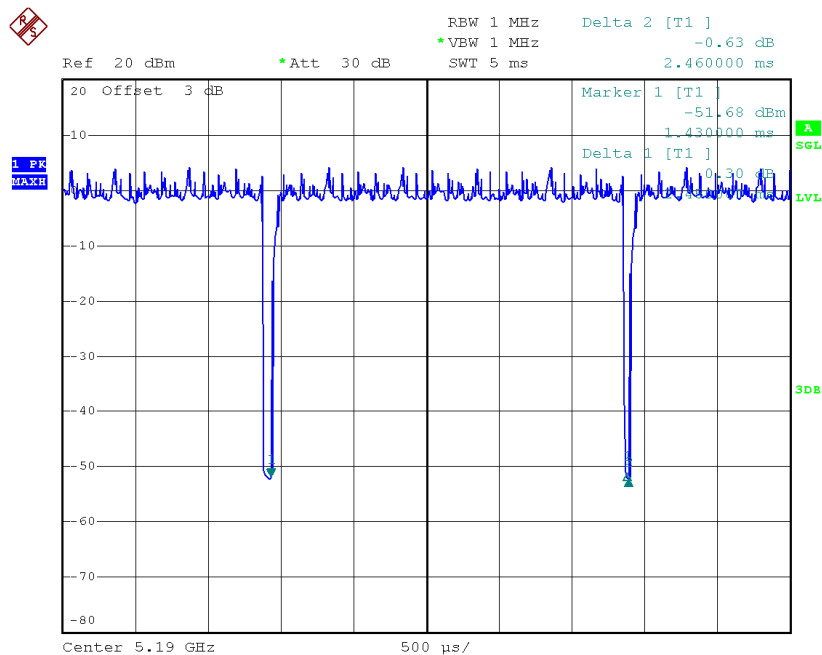
Duty Factor = 0.04

Note: The EUT was programmed to be in continuously transmitting mode and the transmit duty cycle is less than 98 %, so, the output power and power density should be calculated as

$$\text{Output Power} = \text{Measured power} + \text{Duty factor}$$

$$\text{Power Spectral Density} = \text{Measured density} + \text{Duty factor}$$

TX N40 Mode_DUTY CYCLE



Date: 9.DEC.2014 10:47:11

Duty cycle: TX 5190 MHz

$$\text{Duty cycle} = T_{\text{ON}} / T_{\text{Total}}$$

T_{ON} : 2.450 msec

T_{Total} : 2.460 msec

Duty cycle: 0.9959

$$\text{Duty Factor} = 10 \log(1/\text{Duty cycle})$$

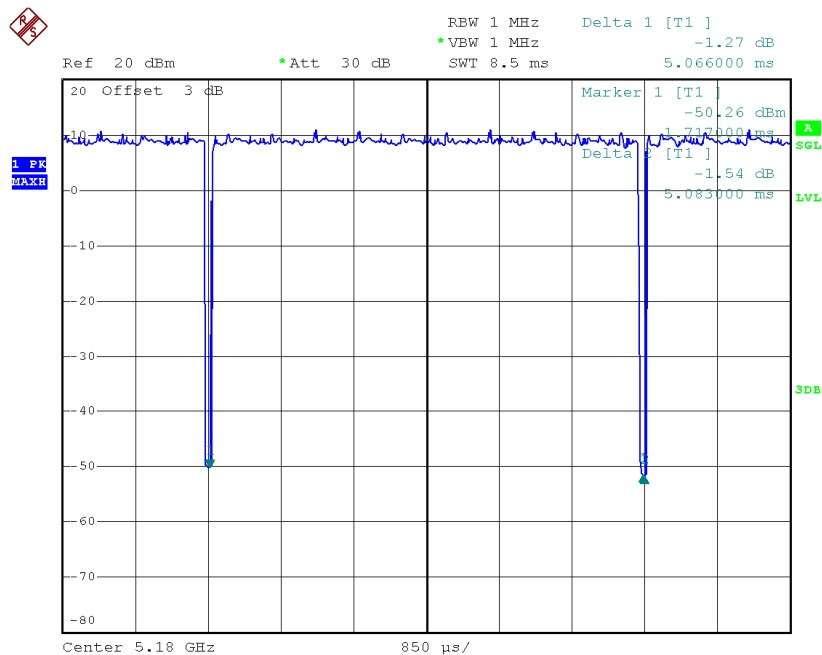
Duty Factor = 0.02

Note: The EUT was programmed to be in continuously transmitting mode and the transmit duty cycle is less than 98 %, so, the output power and power density should be calculated as

$$\text{Output Power} = \text{Measured power} + \text{Duty factor}$$

$$\text{Power Spectral Density} = \text{Measured density} + \text{Duty factor}$$

TX AC20 Mode_DUTY CYCLE



Date: 9.DEC.2014 08:24:18

Duty cycle: TX 5180 MHz

$$\text{Duty cycle} = T_{\text{ON}} / T_{\text{Total}}$$

T_{ON} : 5.066 msec

T_{Total} : 5.083 msec

Duty cycle: 0.9967

$$\text{Duty Factor} = 10 \log(1/\text{Duty cycle})$$

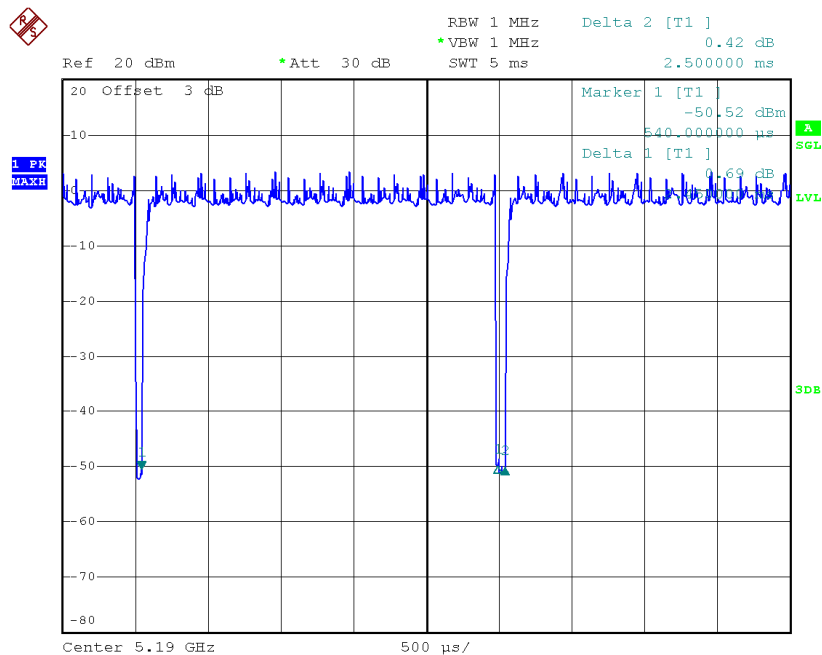
Duty Factor = 0.01

Note: The EUT was programmed to be in continuously transmitting mode and the transmit duty cycle is less than 98 %, so, the output power and power density should be calculated as

$$\text{Output Power} = \text{Measured power} + \text{Duty factor}$$

$$\text{Power Spectral Density} = \text{Measured density} + \text{Duty factor}$$

TX AC40 Mode_DUTY CYCLE



Date: 9.DEC.2014 13:33:50

Duty cycle: TX 5190 MHz

$$\text{Duty cycle} = T_{\text{ON}} / T_{\text{Total}}$$

T_{ON} : 2.450 msec

T_{Total} : 2.500 msec

Duty cycle: 0.98

$$\text{Duty Factor} = 10 \log(1/\text{Duty cycle})$$

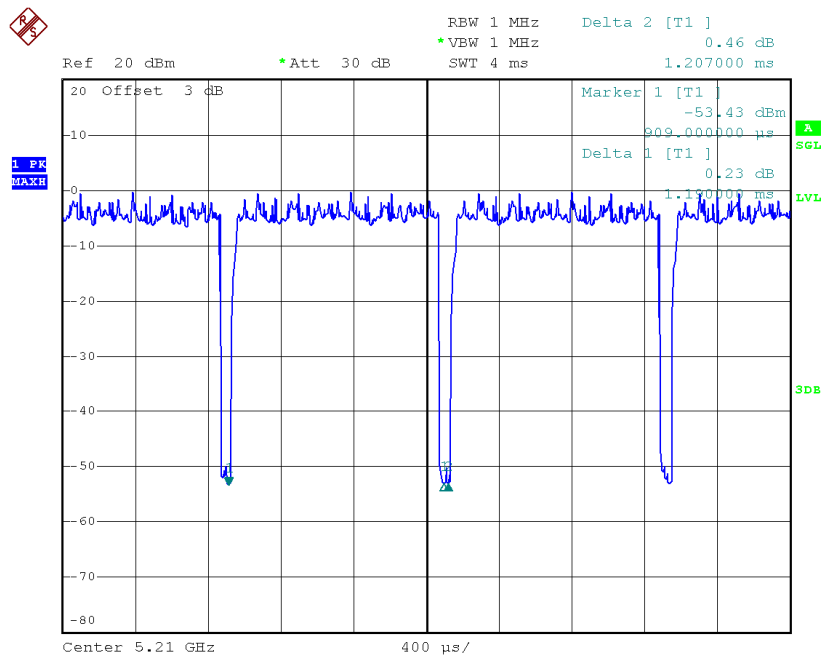
Duty Factor = 0.09

Note: The EUT was programmed to be in continuously transmitting mode and the transmit duty cycle is less than 98 %, so, the output power and power density should be calculated as

$$\text{Output Power} = \text{Measured power} + \text{Duty factor}$$

$$\text{Power Spectral Density} = \text{Measured density} + \text{Duty factor}$$

TX AC80 Mode_DUTY CYCLE



Date: 9.DEC.2014 15:02:46

Duty cycle: TX 5210 MHz

$$\text{Duty cycle} = T_{\text{ON}} / T_{\text{Total}}$$

T_{ON} : 1.190 msec

T_{Total} : 1.207 msec

Duty cycle: 0.9859

$$\text{Duty Factor} = 10 \log(1/\text{Duty cycle})$$

Duty Factor = 0.06

Note: The EUT was programmed to be in continuously transmitting mode and the transmit duty cycle is less than 98 %, so, the output power and power density should be calculated as

$$\text{Output Power} = \text{Measured power} + \text{Duty factor}$$

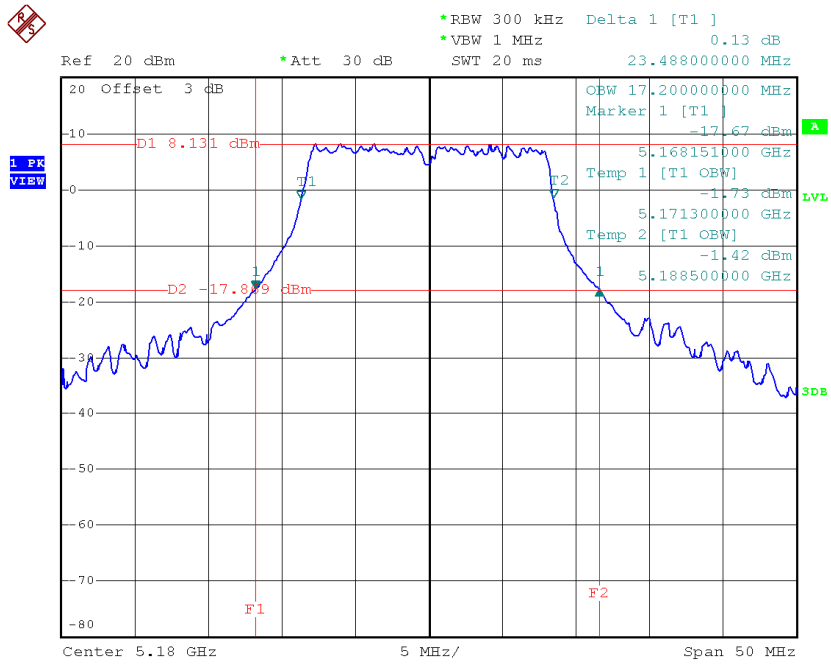
$$\text{Power Spectral Density} = \text{Measured density} + \text{Duty factor}$$

ATTACHMENT E - BANDWIDTH

Test Mode: UNII-1/TX A Mode_CH36/CH40/CH48

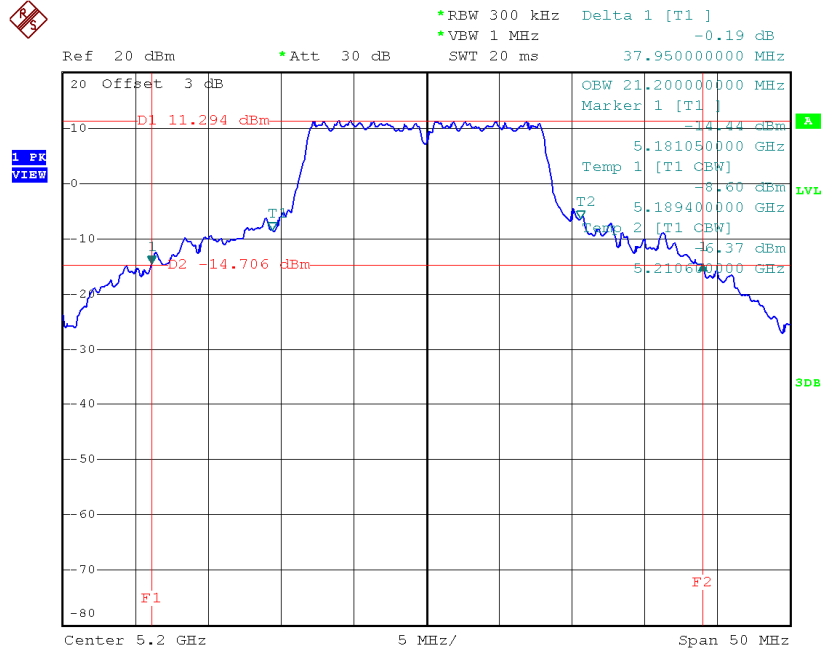
Channel	Frequency (MHz)	26dB Bandwidth (MHz)	99% Occupied Bandwidth (MHz)
CH36	5180	23.49	17.20
CH40	5200	37.95	21.20
CH48	5240	39.79	22.00

TX CH36



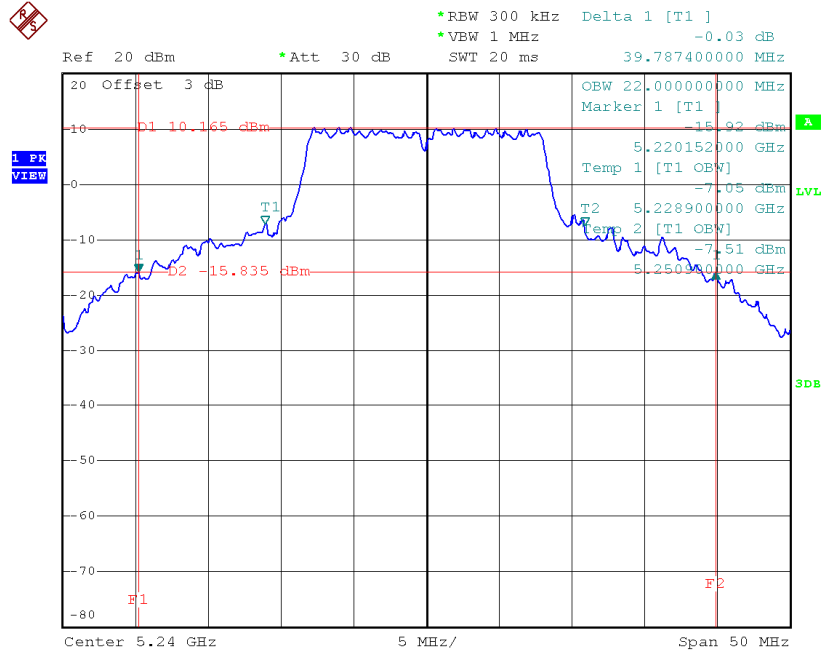
Date: 8.DEC.2014 19:29:20

TX CH40



Date: 8.DEC.2014 13:59:46

TX CH48

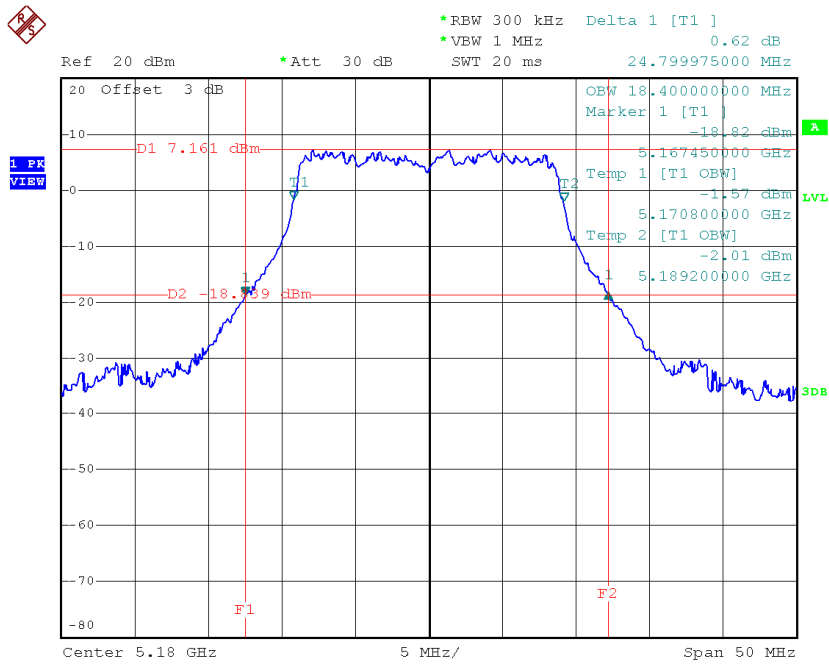


Date: 8.DEC.2014 14:01:10

Test Mode: UNII-1/TX N20 Mode_CH36/CH40/CH48

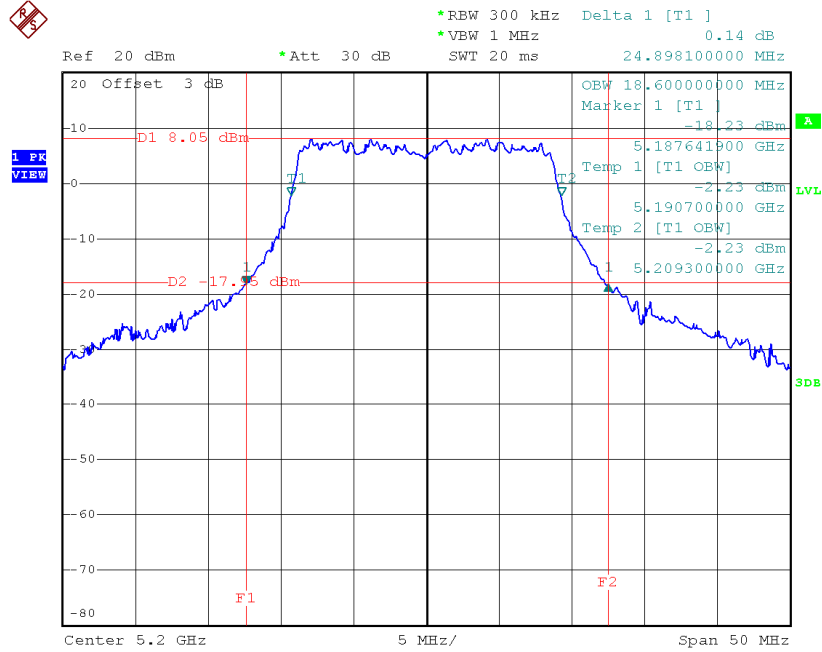
Channel	Frequency (MHz)	26dB Bandwidth (MHz)	99% Occupied Bandwidth (MHz)
CH36	5180	24.78	18.40
CH40	5200	24.90	18.60
CH48	5240	36.09	19.50

TX CH36



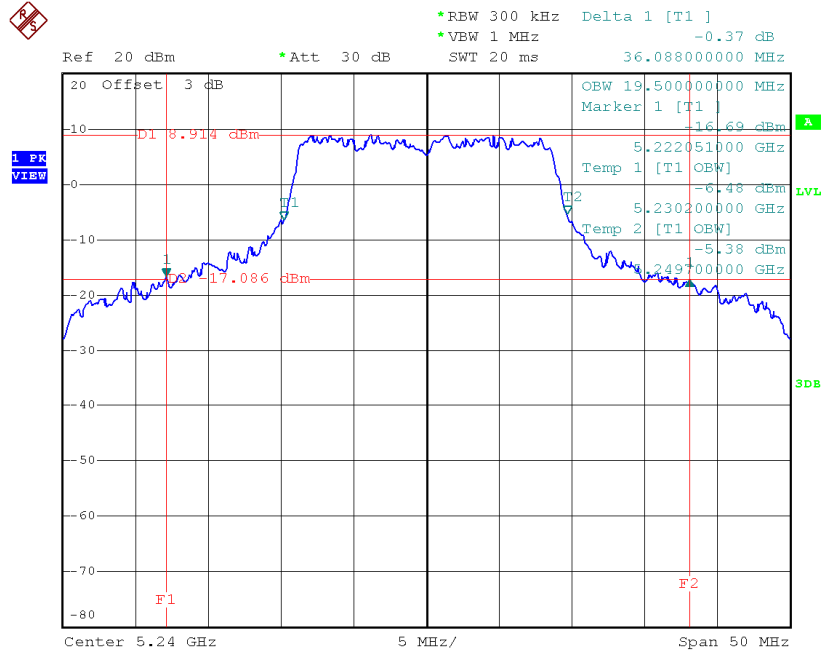
Date: 8.DEC.2014 19:52:31

TX CH40



Date: 8.DEC.2014 19:56:01

TX CH48

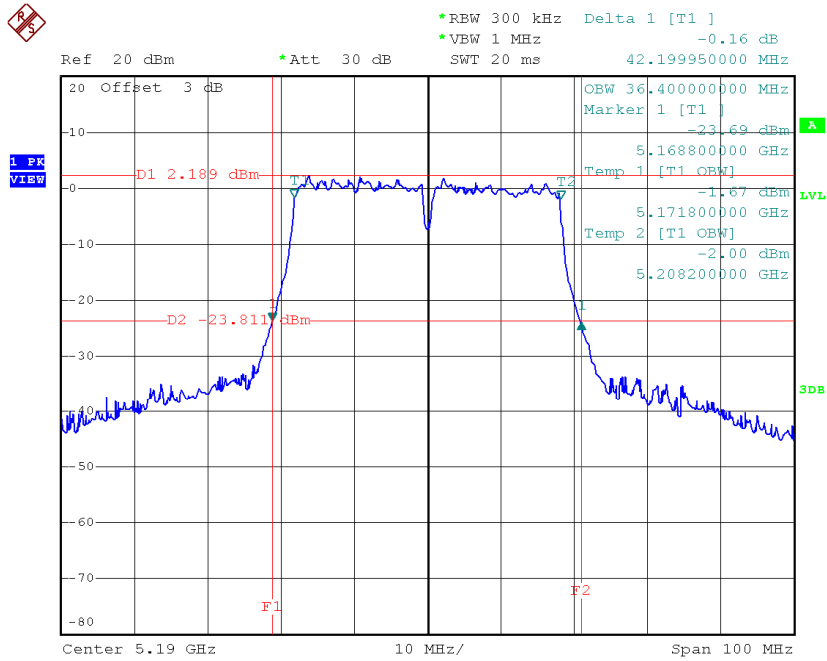


Date: 8.DEC.2014 19:59:01

Test Mode: UNII-1/TX N40 Mode_CH38/CH46

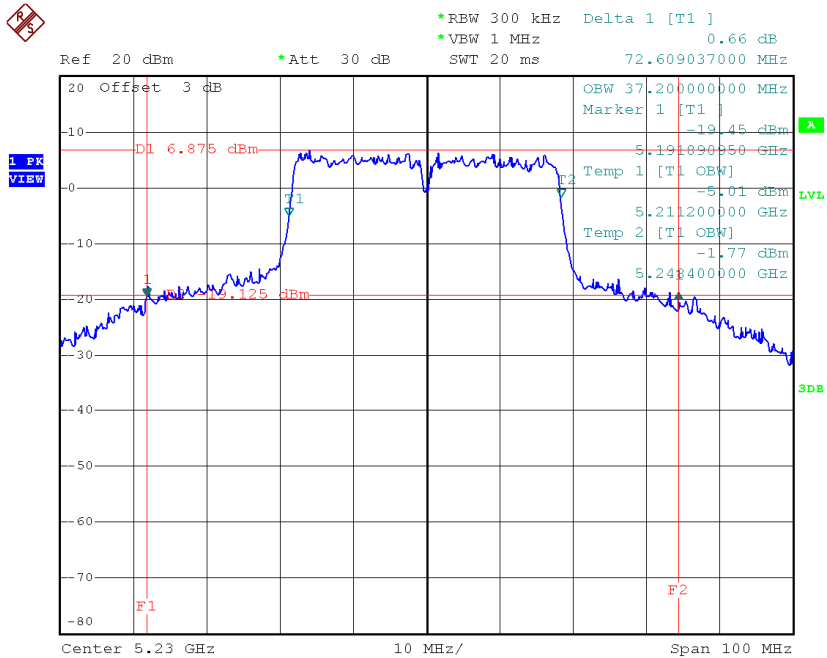
Channel	Frequency (MHz)	26dB Bandwidth (MHz)	99% Occupied Bandwidth (MHz)
CH38	5190	42.20	36.40
CH46	5230	72.61	37.20

TX CH38



Date: 9.DEC.2014 10:48:05

TX CH46

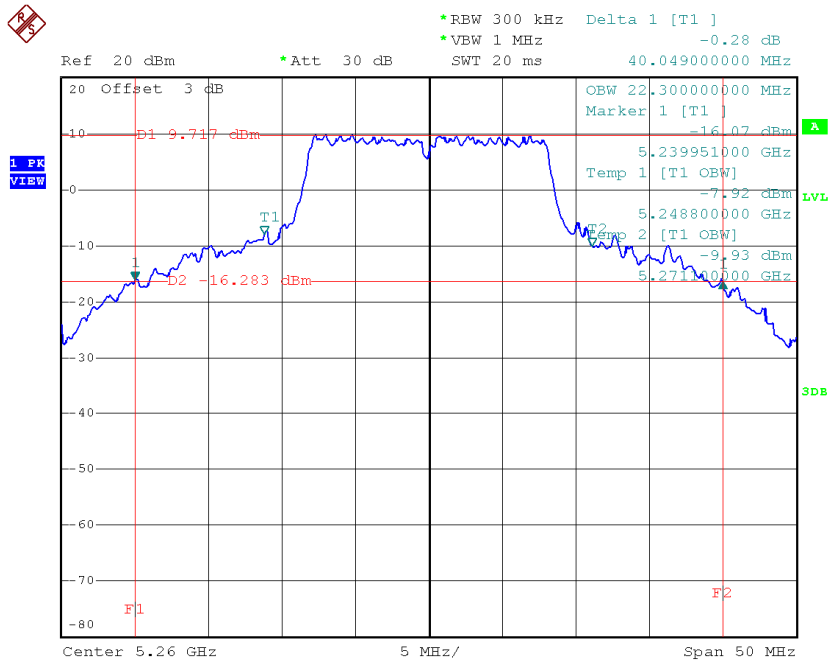


Date: 9.DEC.2014 11:01:37

Test Mode: UNII-2A/TX A Mode_CH52/CH60/CH64

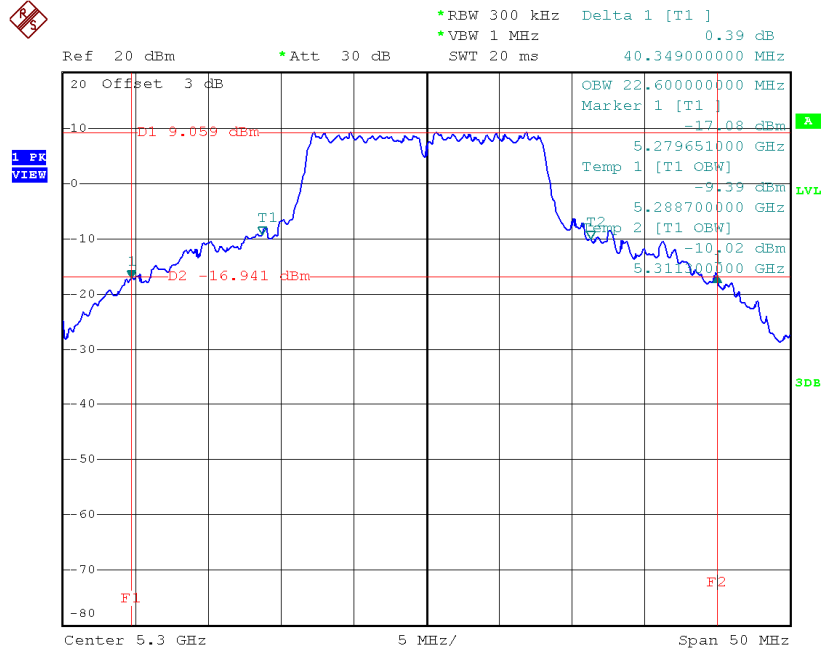
Channel	Frequency (MHz)	26dB Bandwidth (MHz)	99% Occupied Bandwidth (MHz)
CH52	5260	40.05	22.30
CH60	5300	40.35	22.60
CH64	5320	35.94	17.80

TX CH52



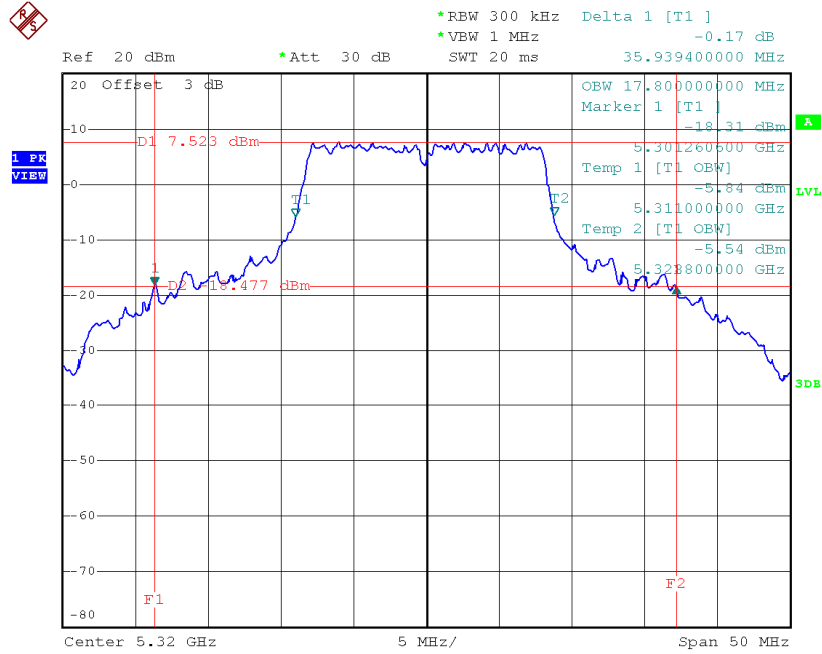
Date: 8.DEC.2014 14:03:33

TX CH60



Date: 8.DEC.2014 14:04:47

TX CH64

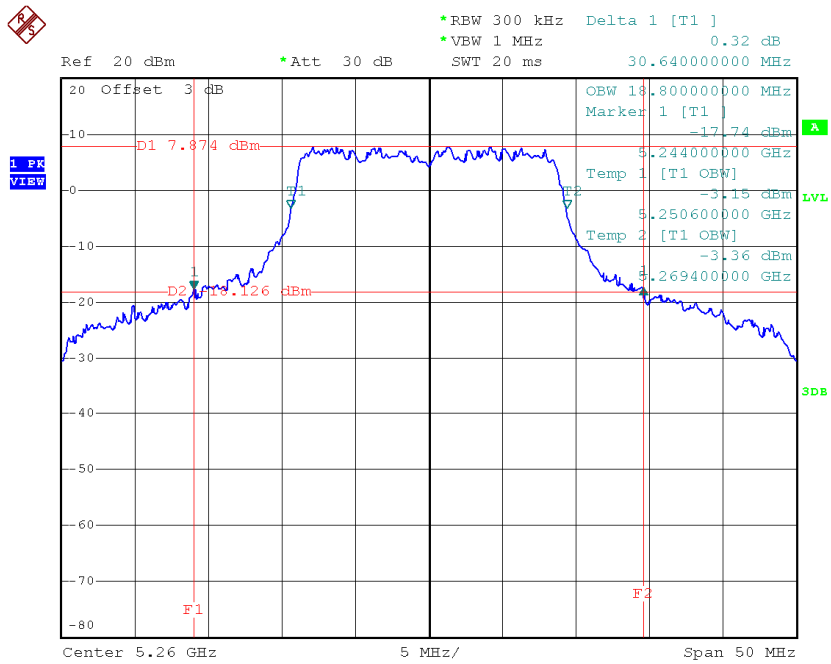


Date: 8.DEC.2014 14:06:04

Test Mode: UNII-2/TX N20 Mode_CH52/CH60/CH64

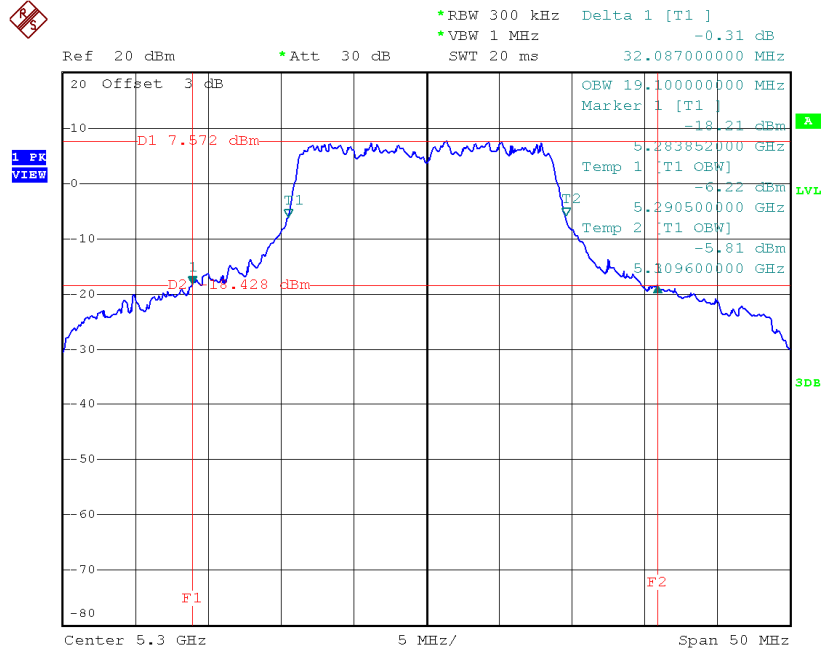
Channel	Frequency (MHz)	26dB Bandwidth (MHz)	99% Occupied Bandwidth (MHz)
CH52	5260	30.64	18.80
CH60	5300	32.09	19.10
CH64	5320	25.05	18.50

TX CH52



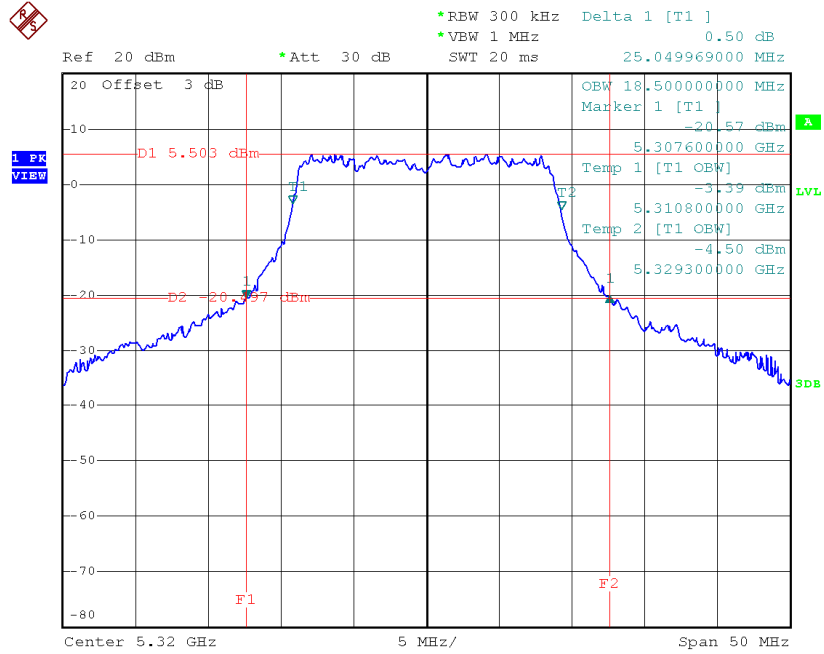
Date: 8.DEC.2014 20:24:31

TX CH60



Date: 8.DEC.2014 20:11:12

TX CH64

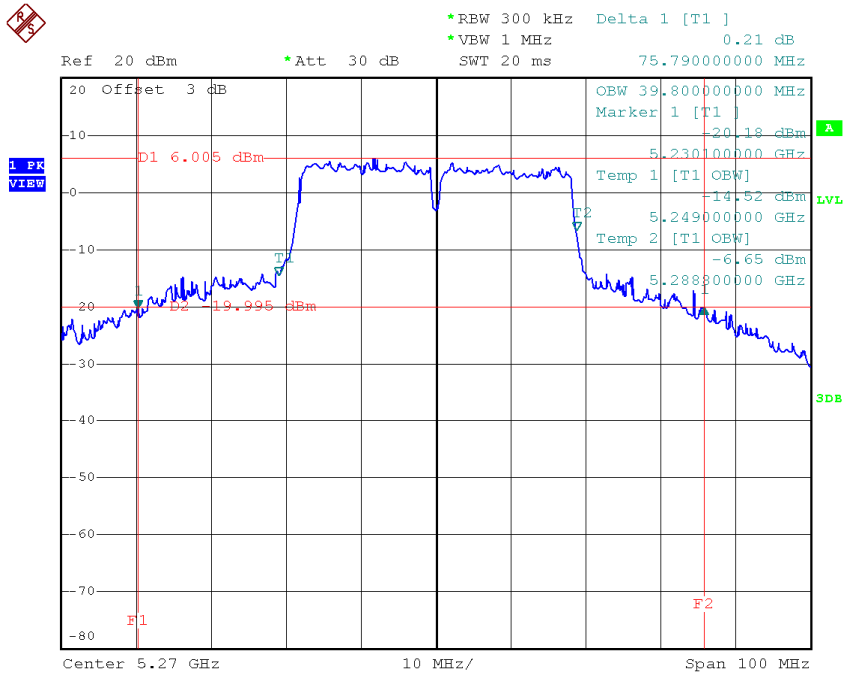


Date: 8.DEC.2014 20:03:23

Test Mode: UNII-2A/TX N40 Mode_CH54/CH62

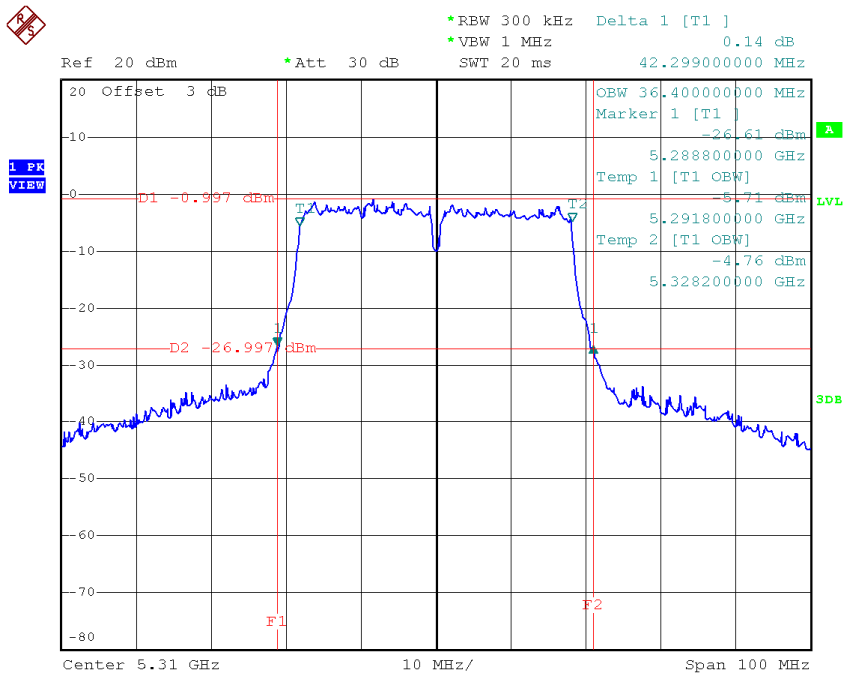
Channel	Frequency (MHz)	26dB Bandwidth (MHz)	99% Occupied Bandwidth (MHz)
CH54	5270	75.79	39.80
CH62	5310	42.30	36.40

TX CH54



Date: 9.DEC.2014 11:05:26

TX CH62

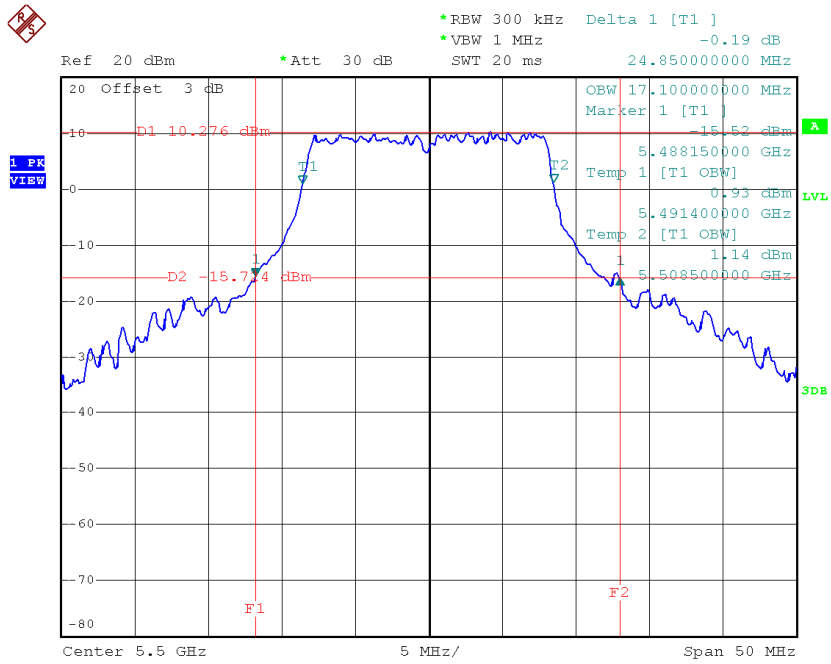


Date: 9.DEC.2014 11:13:35

Test Mode: UNII-2C/TX A Mode_CH100/CH116/CH140

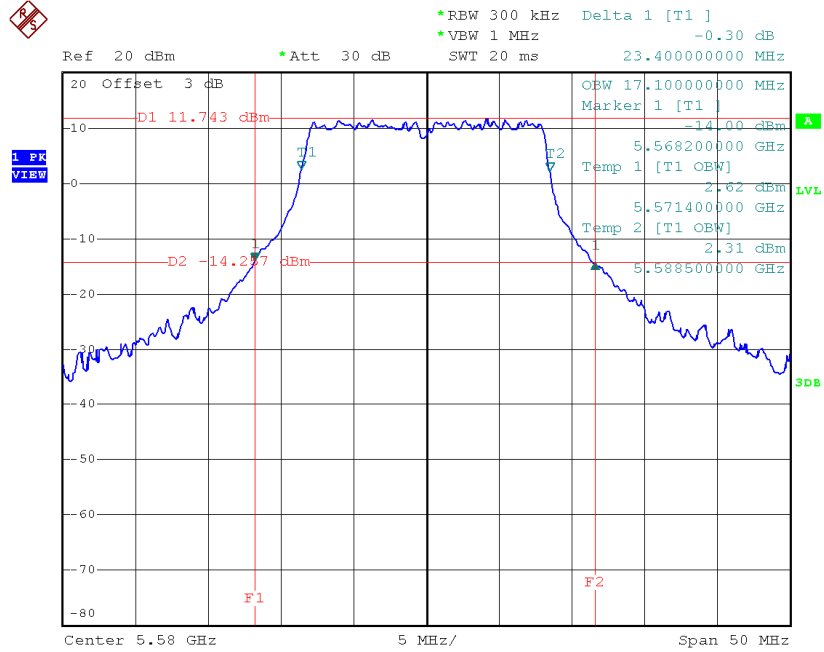
Channel	Frequency (MHz)	26dB Bandwidth (MHz)	99% Occupied Bandwidth (MHz)
CH100	5500	24.85	17.10
CH116	5580	23.40	17.10
CH140	5700	23.30	17.10

TX CH100



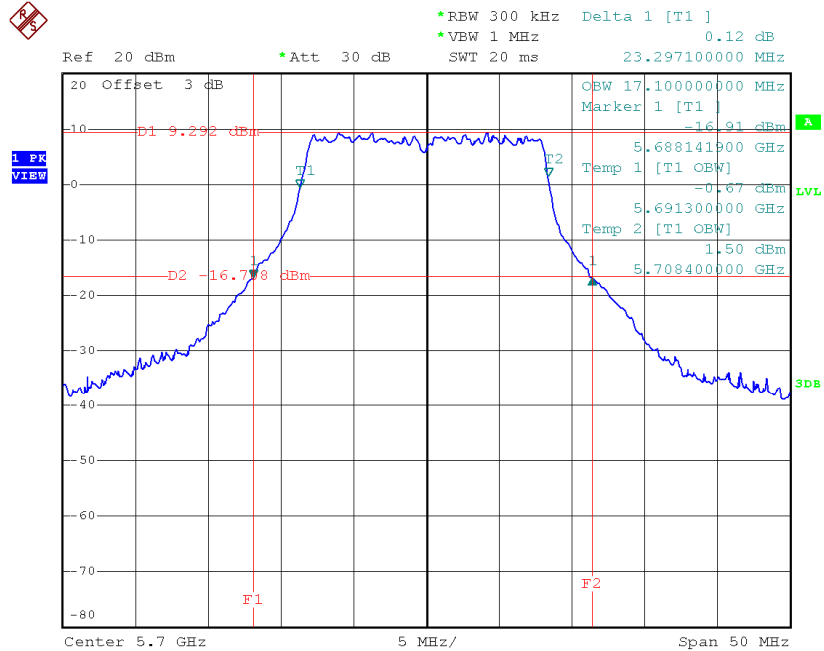
Date: 8.DEC.2014 14:09:17

TX CH116



Date: 8.DEC.2014 19:33:10

TX CH140

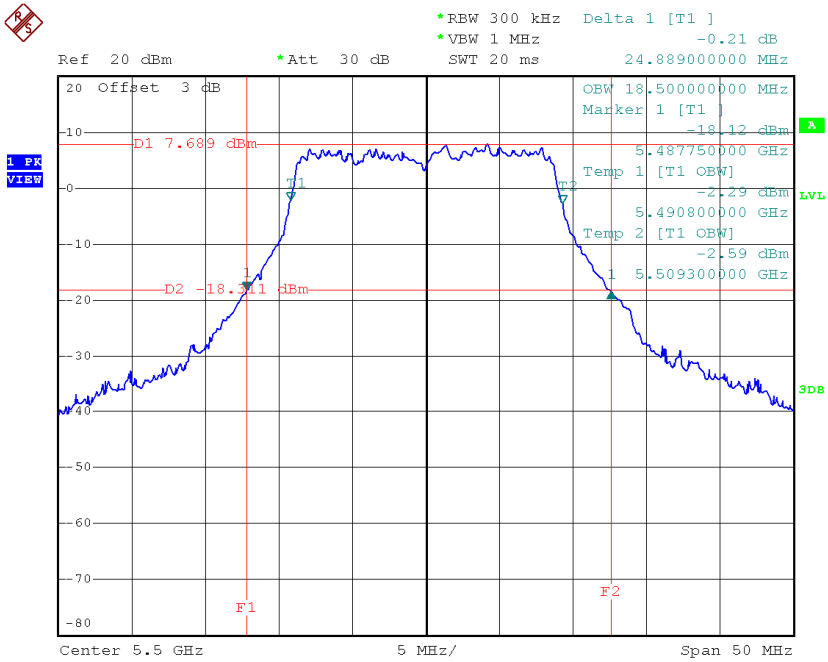


Date: 8.DEC.2014 19:36:38

Test Mode: UNII-2C/TX N20 Mode_CH100/CH116/CH140

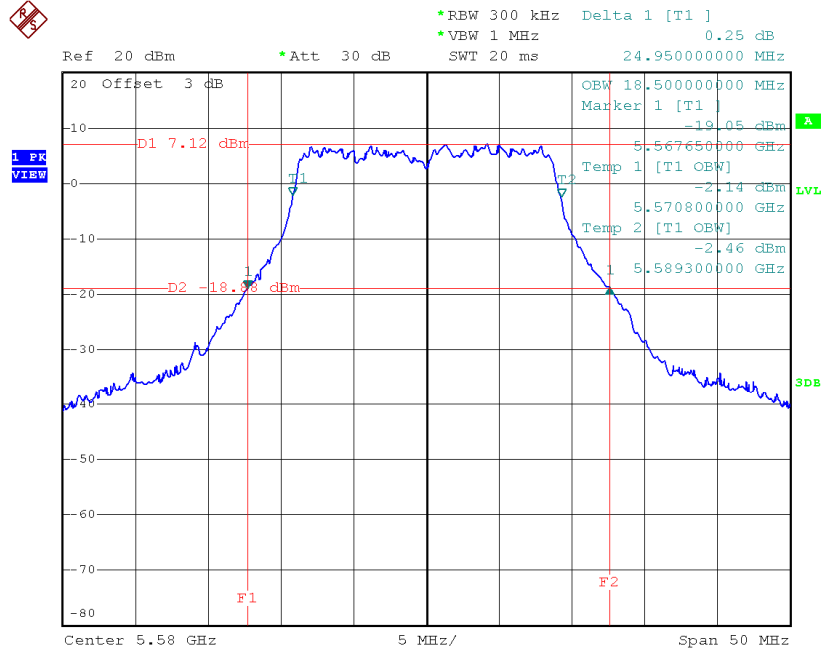
Channel	Frequency (MHz)	26dB Bandwidth (MHz)	99% Occupied Bandwidth (MHz)
CH100	5500	24.89	18.50
CH116	5580	24.95	18.50
CH140	5700	24.99	18.40

TX CH100



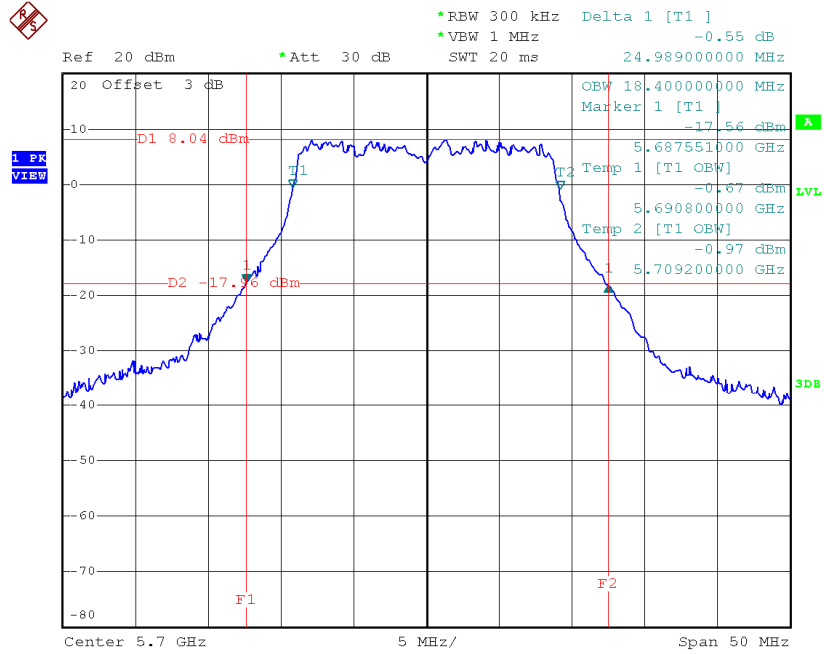
Date: 8.DEC.2014 20:14:15

TX CH116



Date: 8.DEC.2014 20:19:32

TX CH140

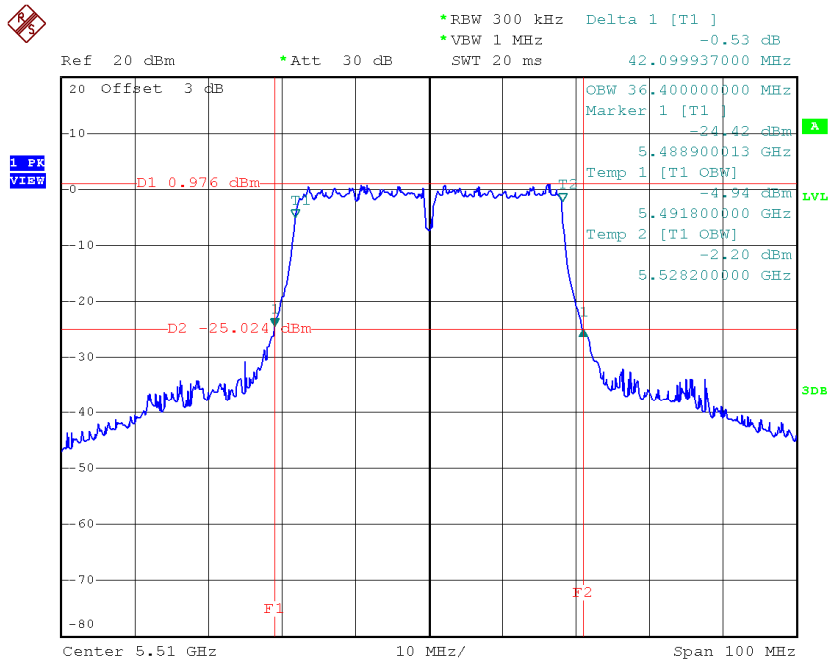


Date: 8.DEC.2014 20:22:51

Test Mode: UNII-2C/TX N40 Mode_CH102/CH110/CH134

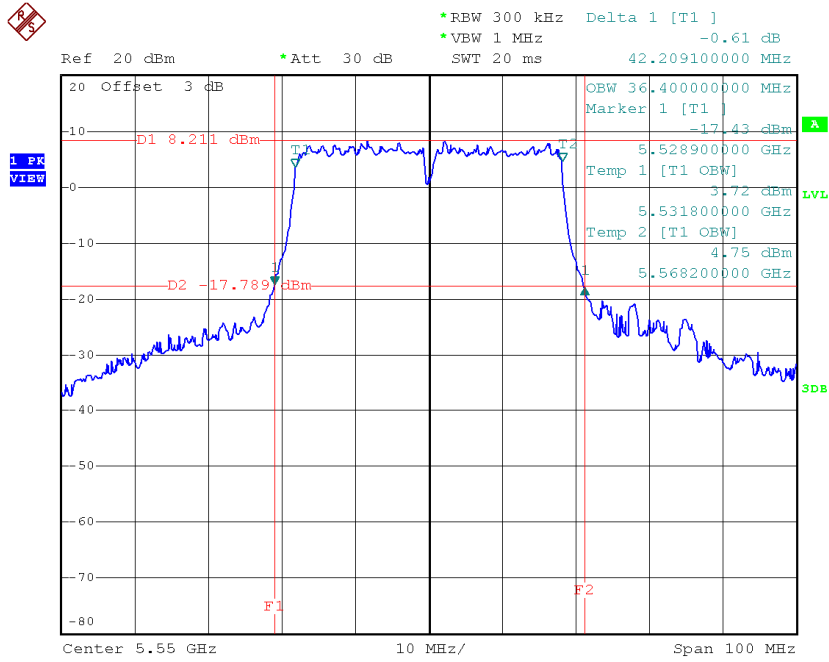
Channel	Frequency (MHz)	26dB Bandwidth (MHz)	99% Occupied Bandwidth (MHz)
CH102	5510	42.10	36.40
CH110	5550	42.21	36.40
CH134	5670	42.50	36.40

TX CH102



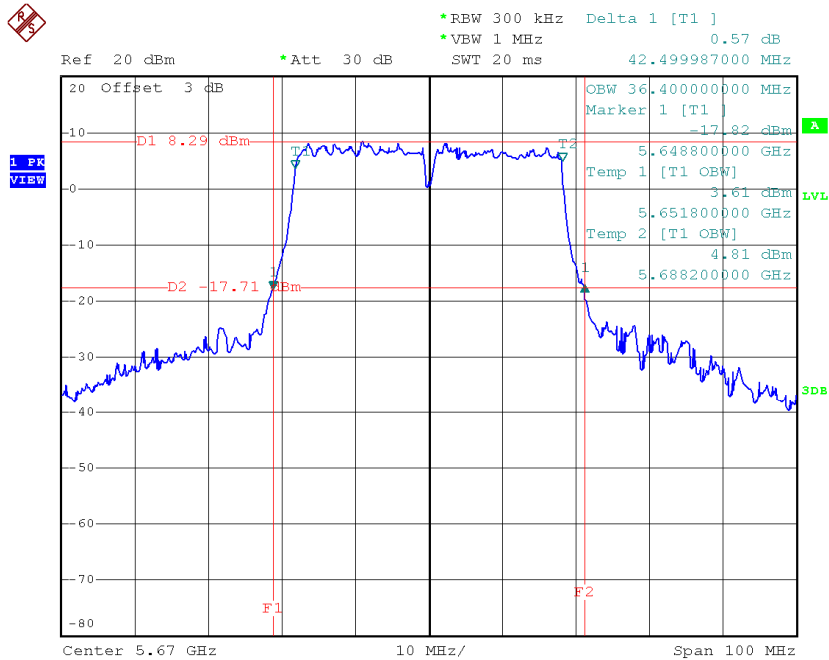
Date: 9.DEC.2014 11:20:27

TX CH110



Date: 9.DEC.2014 13:04:13

TX CH134

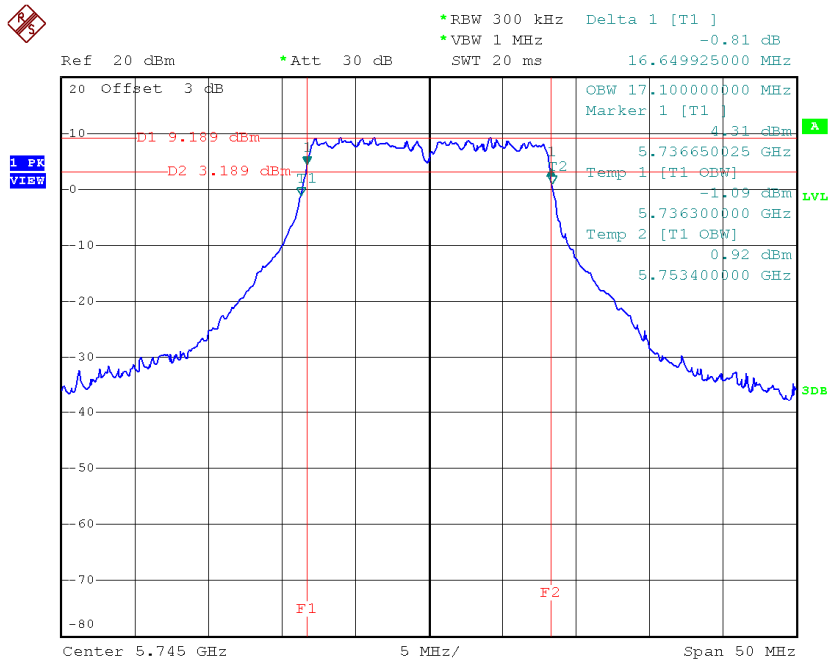


Date: 9.DEC.2014 13:13:18

Test Mode: UNII-3/ TX A Mode_CH149/CH157/CH165

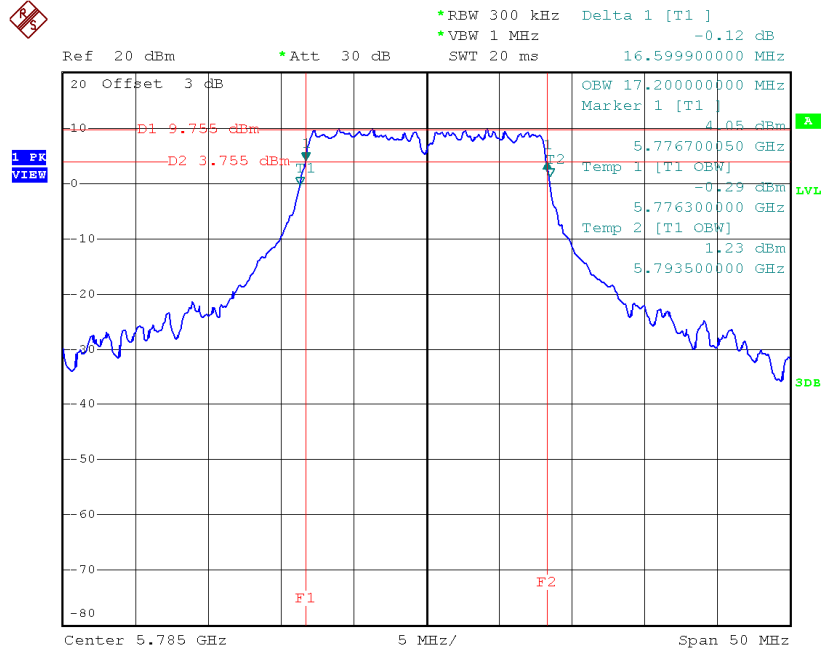
Channel	Frequency (MHz)	6dB Bandwidth (MHz)	99% Occupied Bandwidth (MHz)	Limit (KHz)
CH149	5745	16.65	17.10	>=500
CH157	5785	16.60	17.20	>=500
CH165	5825	16.65	17.10	>=500

TX CH 149



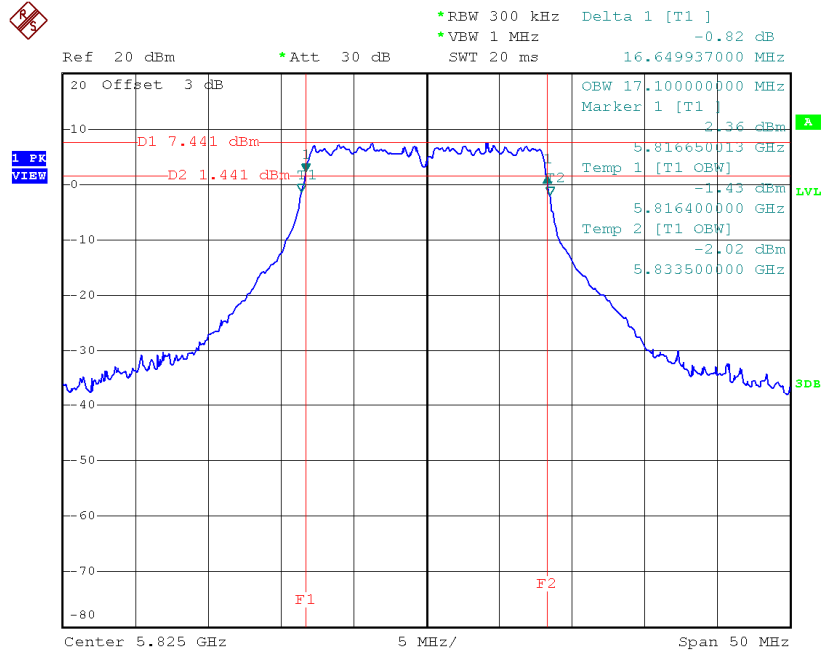
Date: 8.DEC.2014 14:13:57

TX CH 157



Date: 8.DEC.2014 14:15:32

TX CH 165

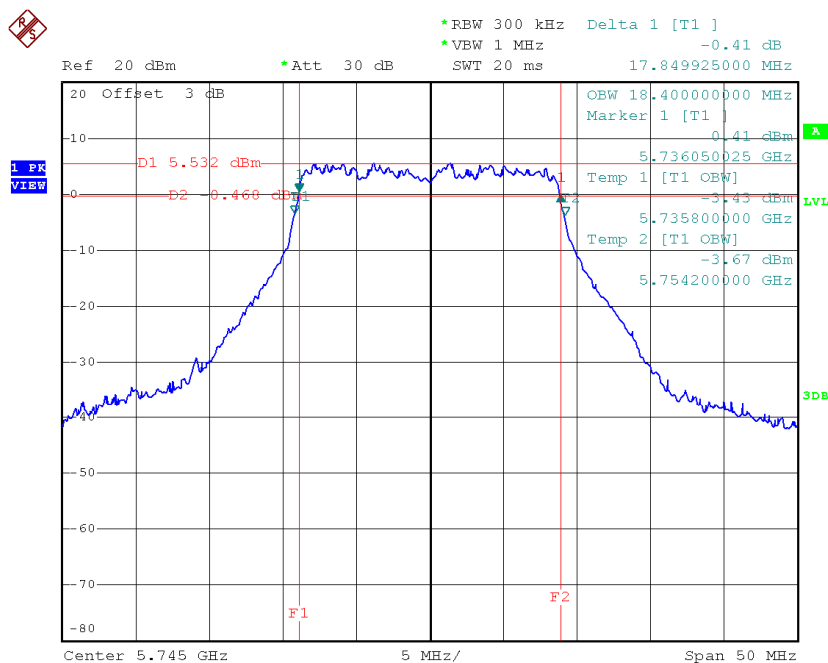


Date: 8.DEC.2014 14:16:55

Test Mode: UNII-3/ TX N20 Mode_CH149/CH157/CH165

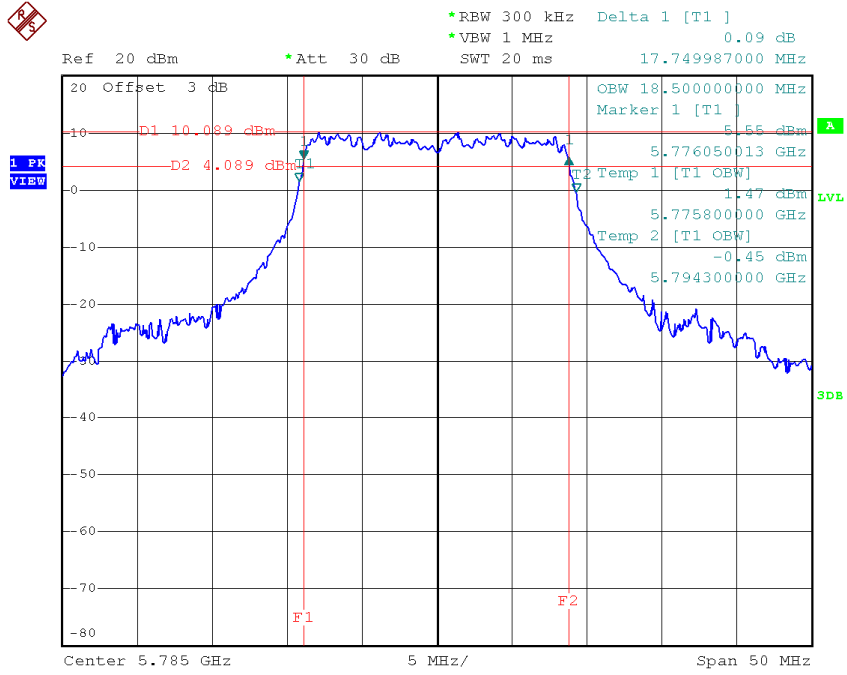
Channel	Frequency (MHz)	6dB Bandwidth (MHz)	99% Occupied Bandwidth (MHz)	Limit (KHz)
CH149	5745	17.85	18.40	>=500
CH157	5785	17.75	18.50	>=500
CH165	5825	17.85	18.50	>=500

TX CH 149



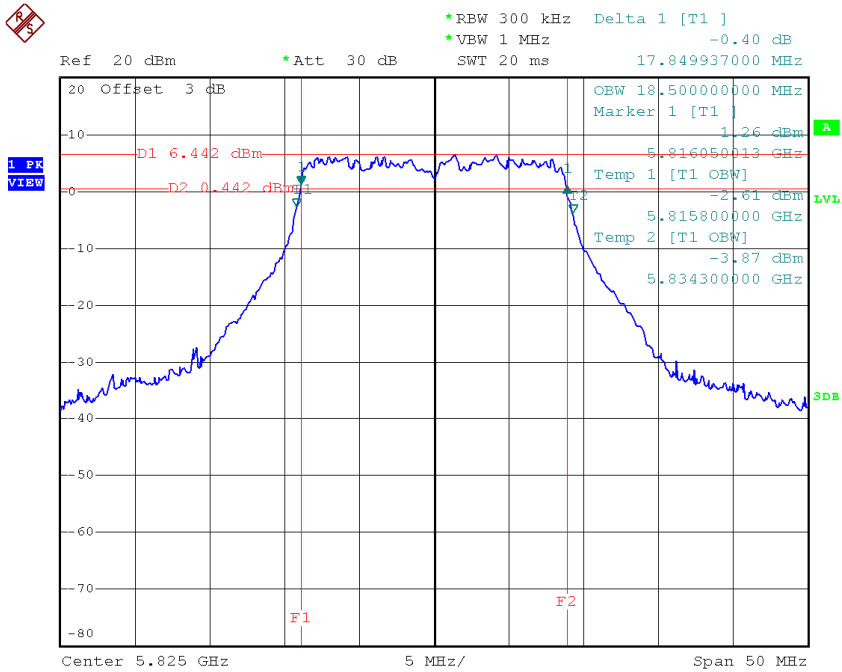
Date: 8.DEC.2014 20:28:43

TX CH 157



Date: 8.DEC.2014 20:29:41

TX CH 165

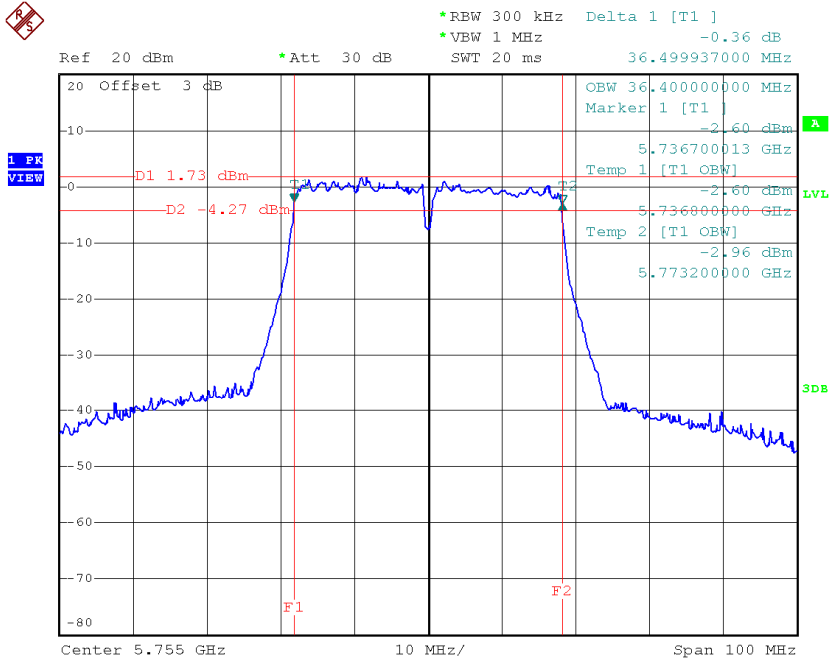


Date: 8.DEC.2014 20:30:28

Test Mode: UNII-3/ TX N40 Mode_CH151/CH159

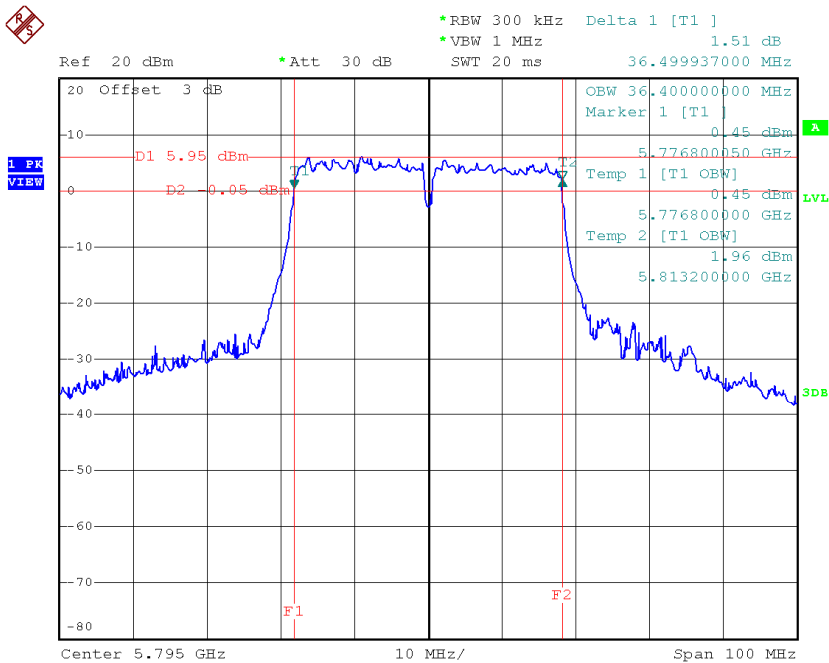
Channel	Frequency (MHz)	6dB Bandwidth (MHz)	99% Occupied Bandwidth (MHz)	Limit (KHz)
CH151	5755	36.50	36.40	>=500
CH159	5795	36.50	36.40	>=500

TX CH 151



Date: 9.DEC.2014 13:15:05

TX CH 159

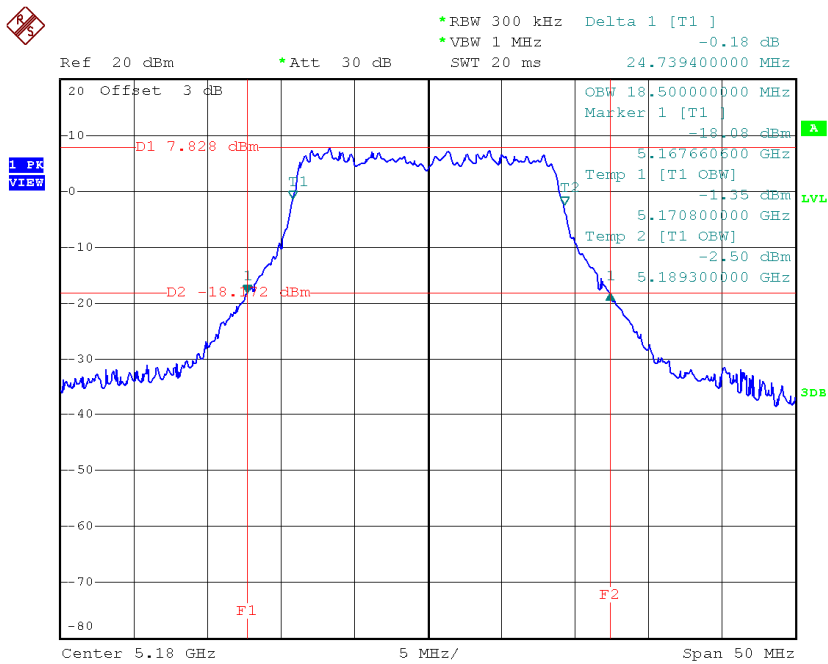


Date: 9.DEC.2014 13:25:16

Test Mode: UNII-1/TX AC20 Mode_CH36/CH40/CH48

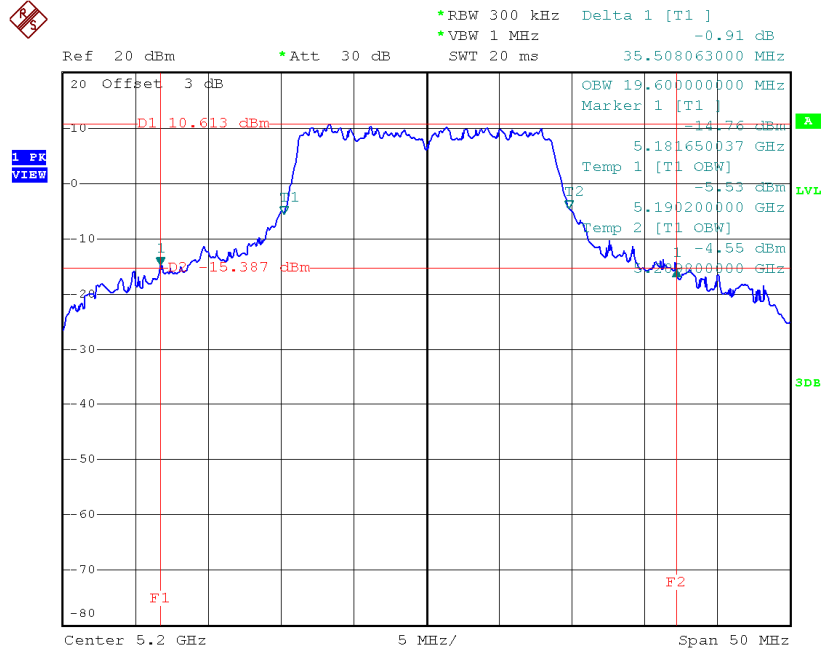
Channel	Frequency (MHz)	26dB Bandwidth (MHz)	99% Occupied Bandwidth (MHz)
CH36	5180	24.74	18.50
CH40	5200	35.51	19.60
CH48	5240	38.34	20.20

TX CH36



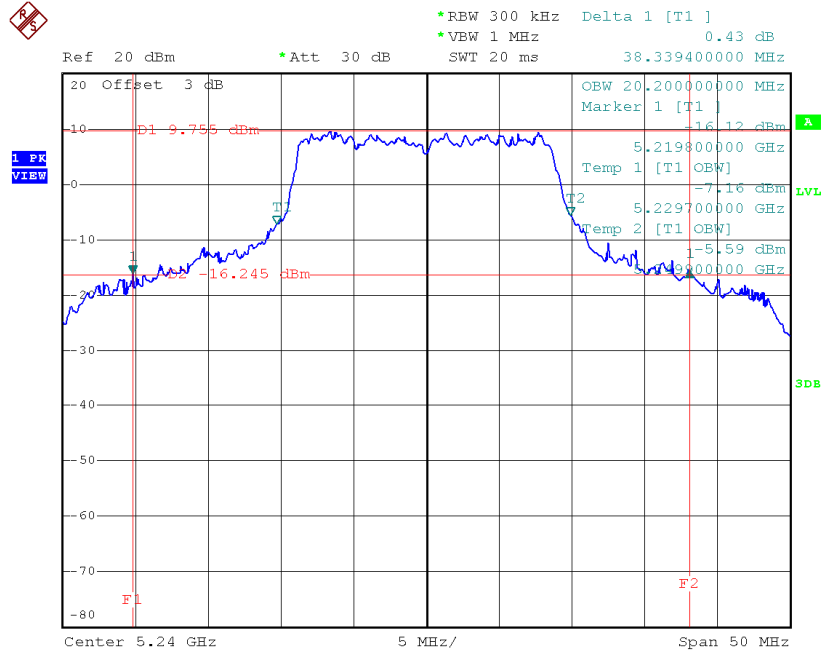
Date: 9.DEC.2014 08:29:08

TX CH40



Date: 9.DEC.2014 08:33:18

TX CH48

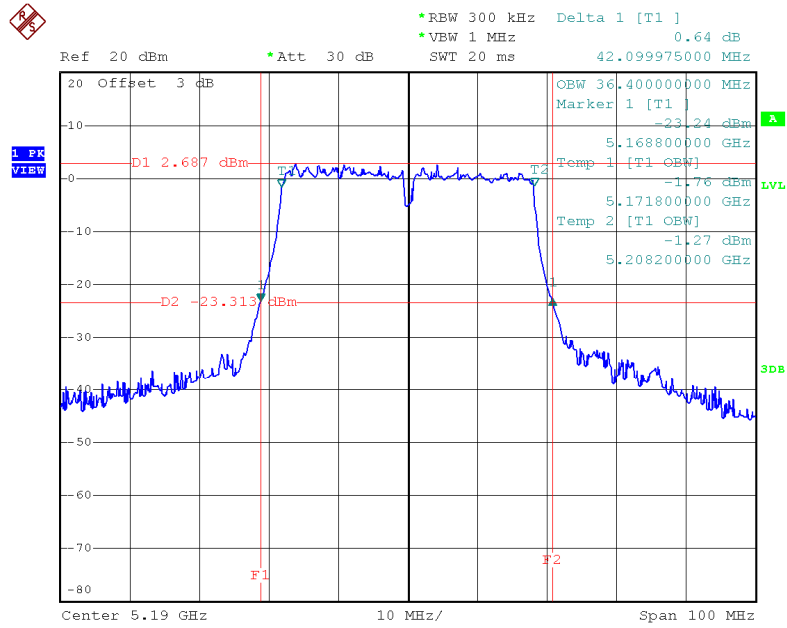


Date: 9.DEC.2014 08:39:54

Test Mode: UNII-1/TX AC40 Mode_CH38/CH46

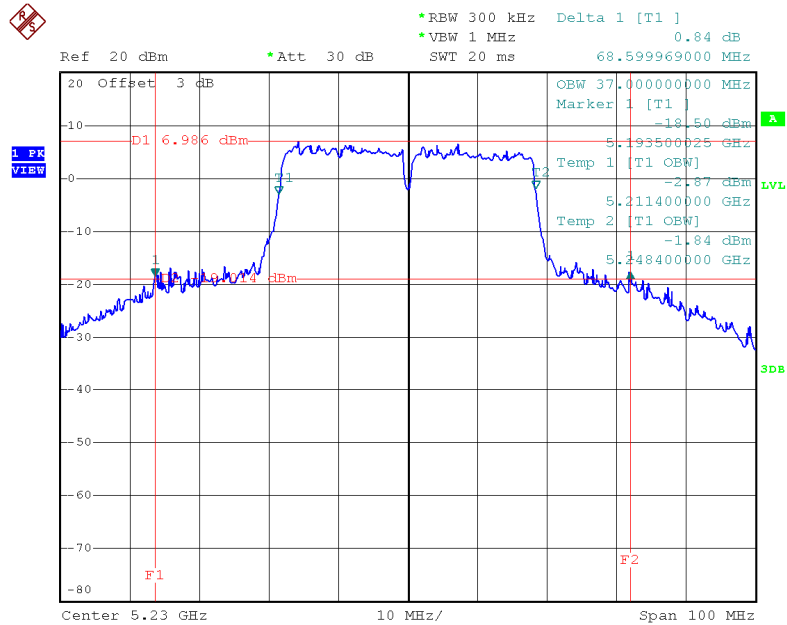
Channel	Frequency (MHz)	26dB Bandwidth (MHz)	99% Occupied Bandwidth (MHz)
CH38	5190	42.10	36.40
CH46	5230	68.60	37.00

TX CH38



Date: 9.DEC.2014 13:34:29

TX CH46

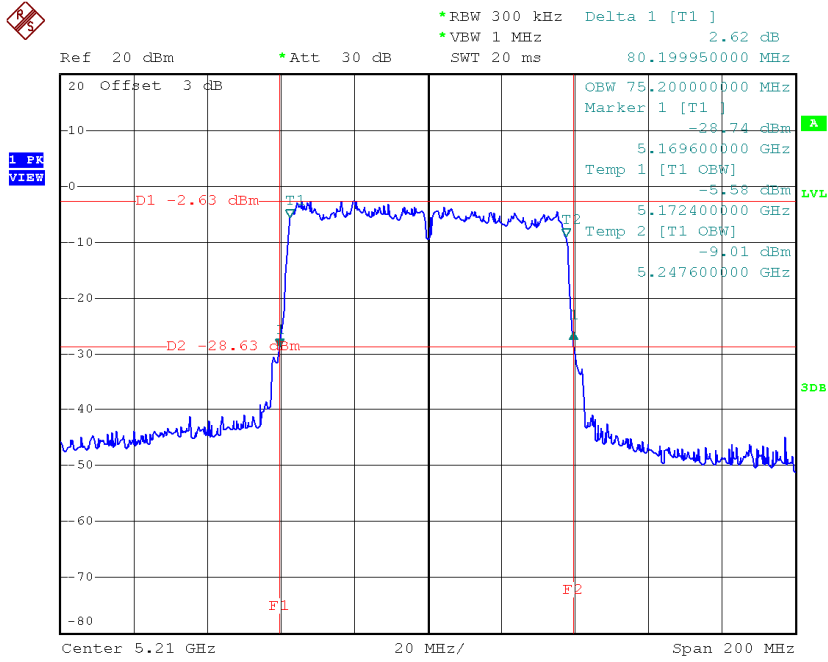


Date: 9.DEC.2014 13:47:19

Test Mode: UNII-1/TX AC80 Mode_CH42

Channel	Frequency (MHz)	26dB Bandwidth (MHz)	99% Occupied Bandwidth (MHz)
CH42	5210	80.20	75.20

TX CH42

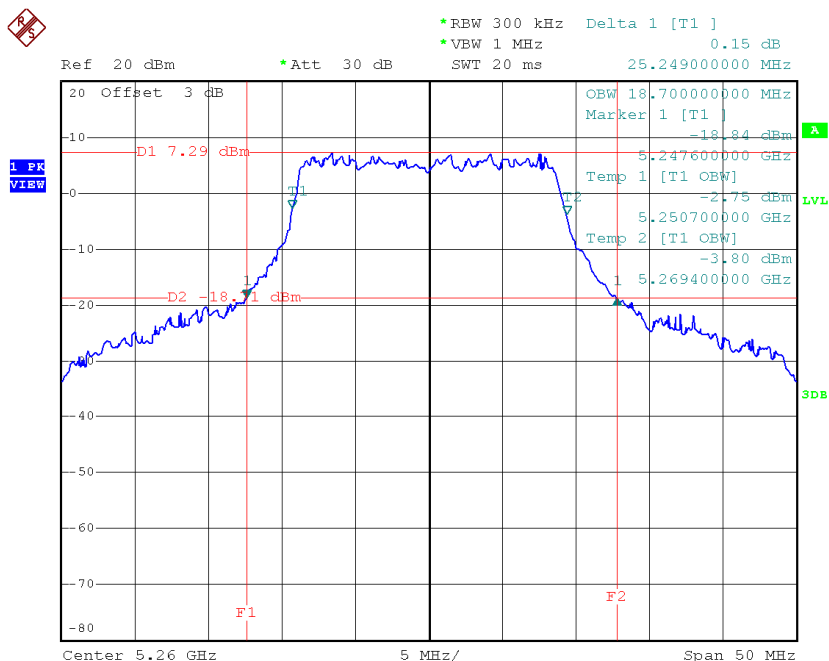


Date: 9.DEC.2014 15:17:34

Test Mode: UNII-2A/TX AC20 Mode_CH52/CH60/CH64

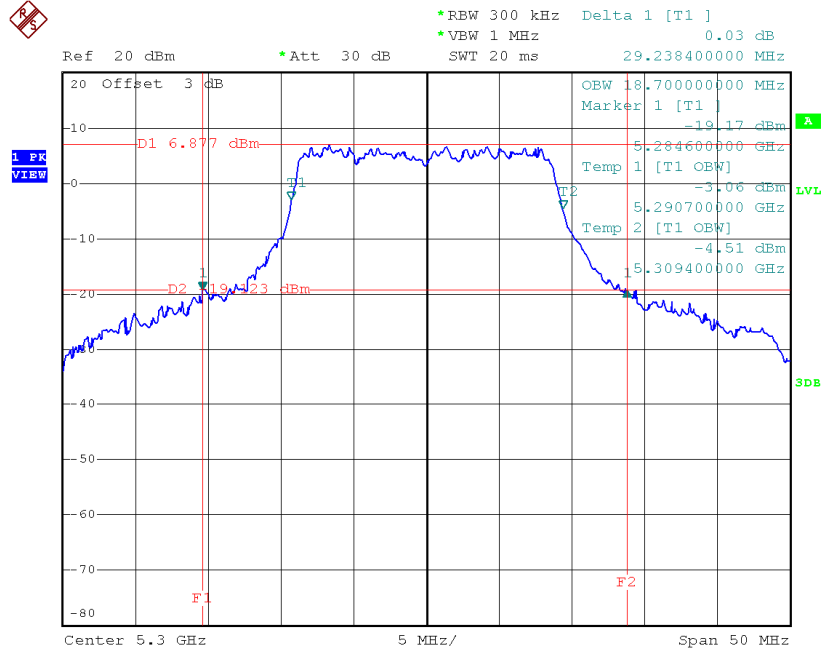
Channel	Frequency (MHz)	26dB Bandwidth (MHz)	99% Occupied Bandwidth (MHz)
CH52	5260	25.25	18.70
CH60	5300	29.24	18.70
CH64	5320	25.69	18.70

TX CH52



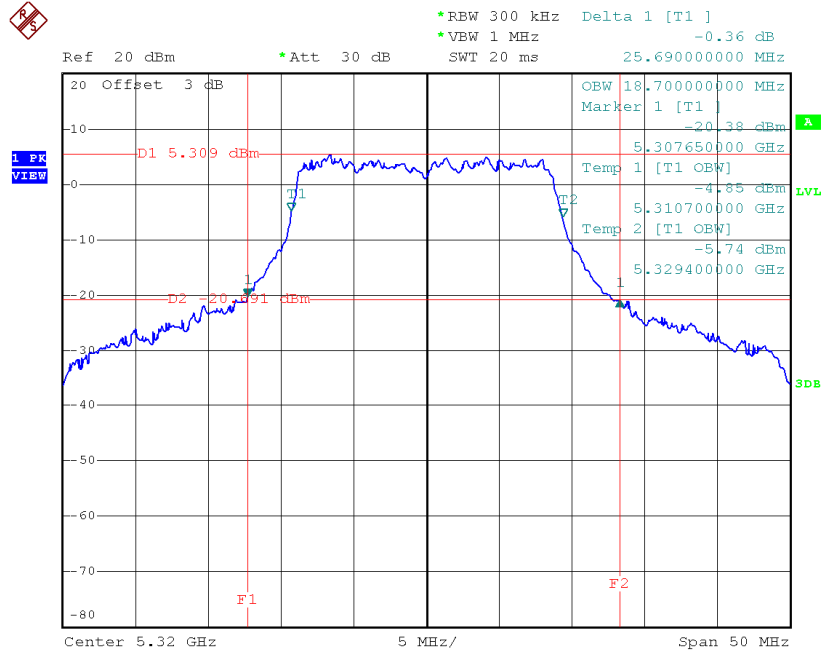
Date: 9.DEC.2014 08:43:29

TX CH60



Date: 9.DEC.2014 08:54:27

TX CH64

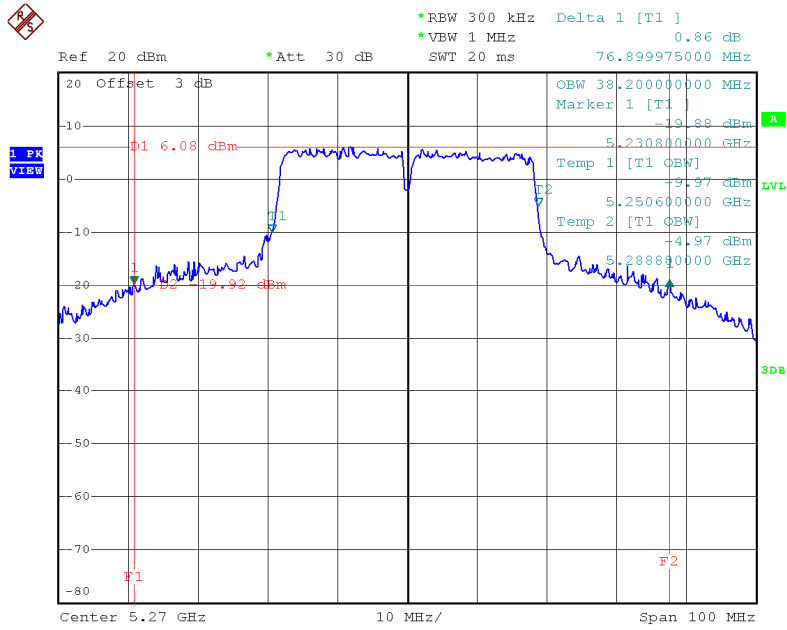


Date: 9.DEC.2014 09:04:22

Test Mode: UNII-2A/TX AC40 Mode_CH54/CH62

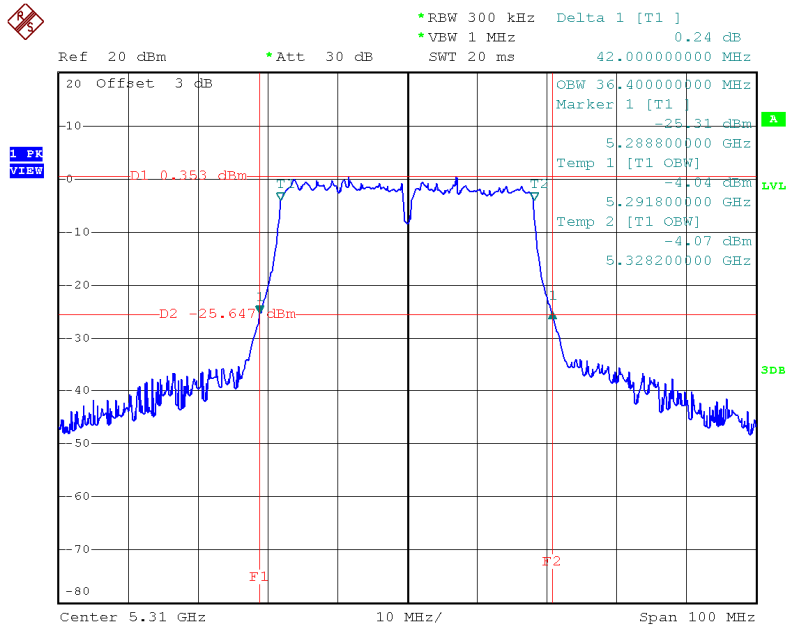
Channel	Frequency (MHz)	26dB Bandwidth (MHz)	99% Occupied Bandwidth (MHz)
CH54	5270	76.90	38.20
CH62	5310	42.00	36.40

TX CH54



Date: 9.DEC.2014 13:49:01

TX CH62

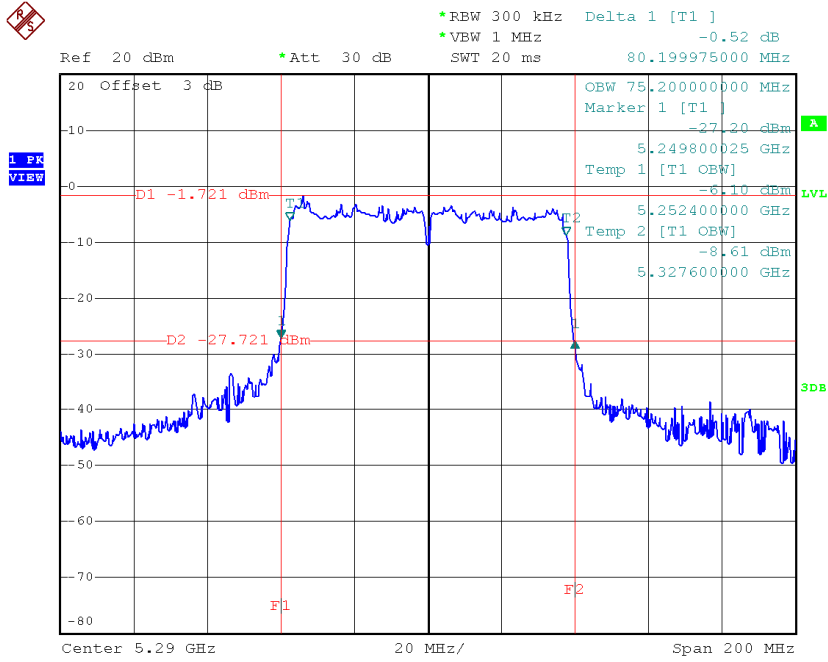


Date: 9.DEC.2014 13:59:33

Test Mode: UNII-2A/TX AC80 Mode_CH58

Channel	Frequency (MHz)	26dB Bandwidth (MHz)	99% Occupied Bandwidth (MHz)
CH58	5290	80.20	75.20

TX CH58

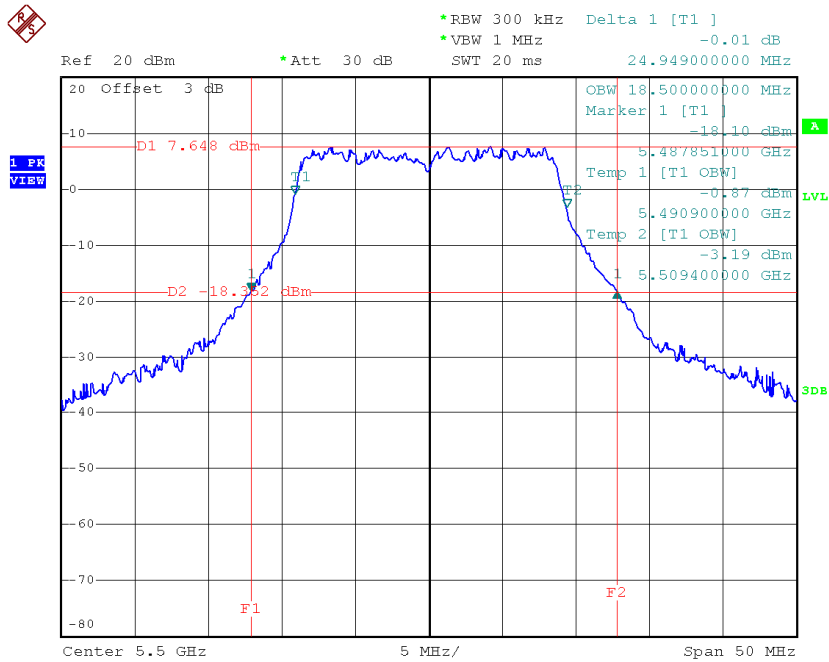


Date: 9.DEC.2014 15:32:13

Test Mode: UNII-2C/TX AC20 Mode_CH100/CH116/CH140

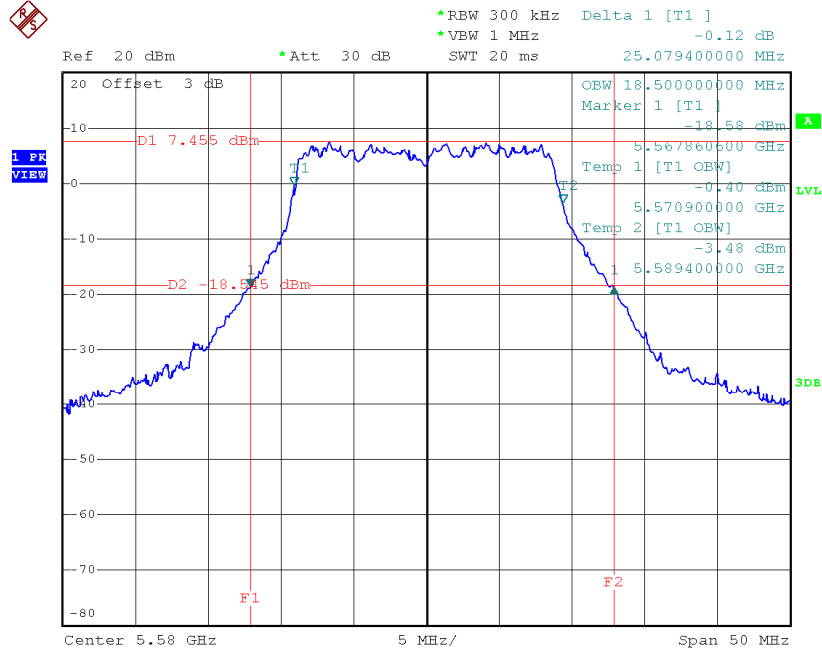
Channel	Frequency (MHz)	26dB Bandwidth (MHz)	99% Occupied Bandwidth (MHz)
CH100	5500	24.95	18.50
CH116	5580	25.08	18.50
CH140	5700	24.79	18.50

TX CH100



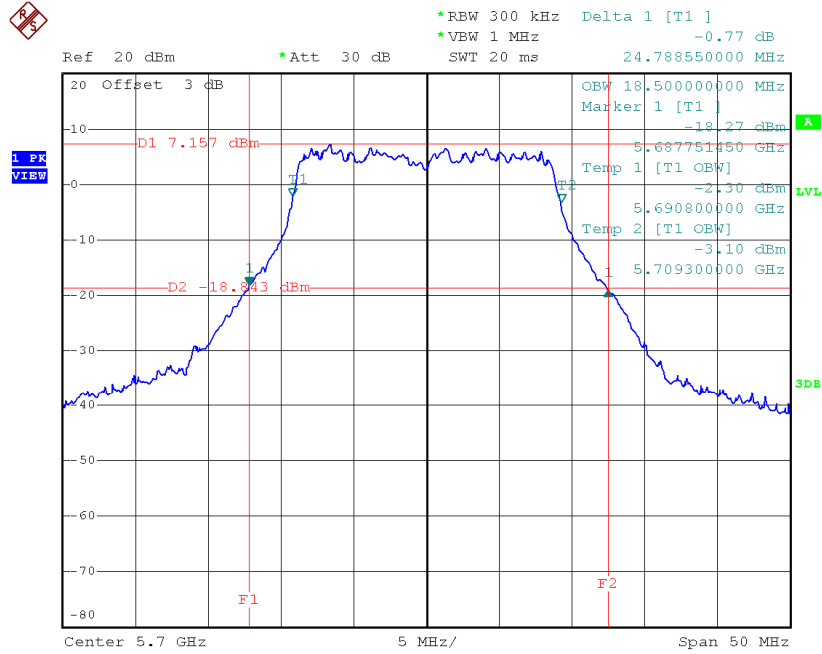
Date: 9.DEC.2014 09:05:57

TX CH116



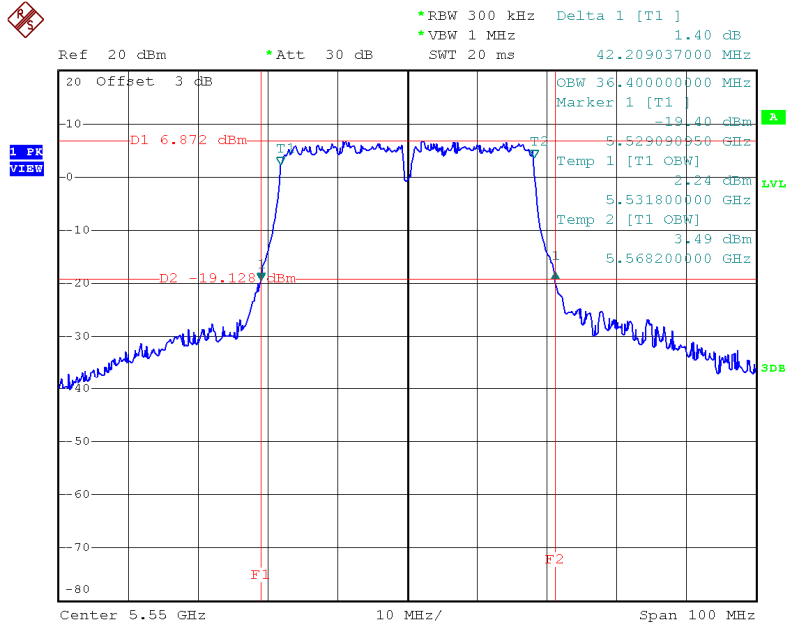
Date: 9.DEC.2014 10:09:51

TX CH140



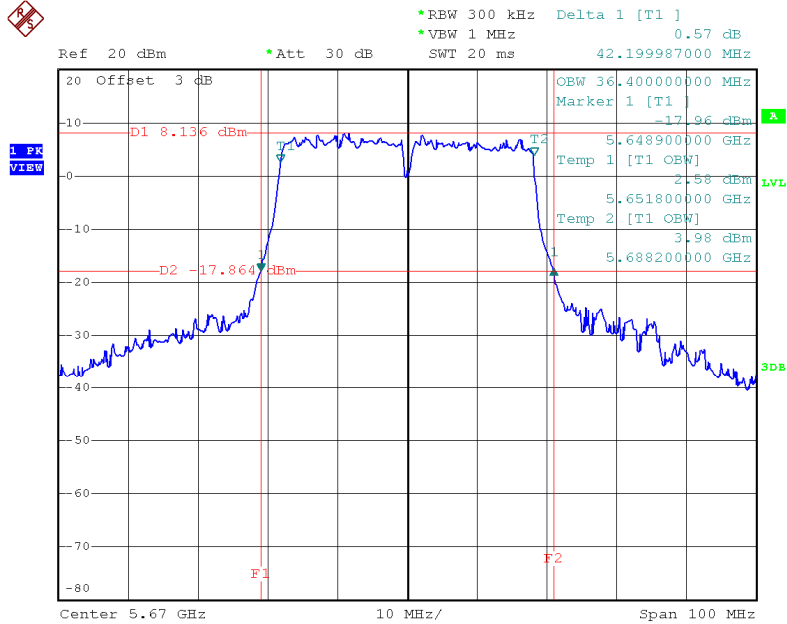
Date: 9.DEC.2014 10:23:38

TX CH110



Date: 9.DEC.2014 14:12:38

TX CH134

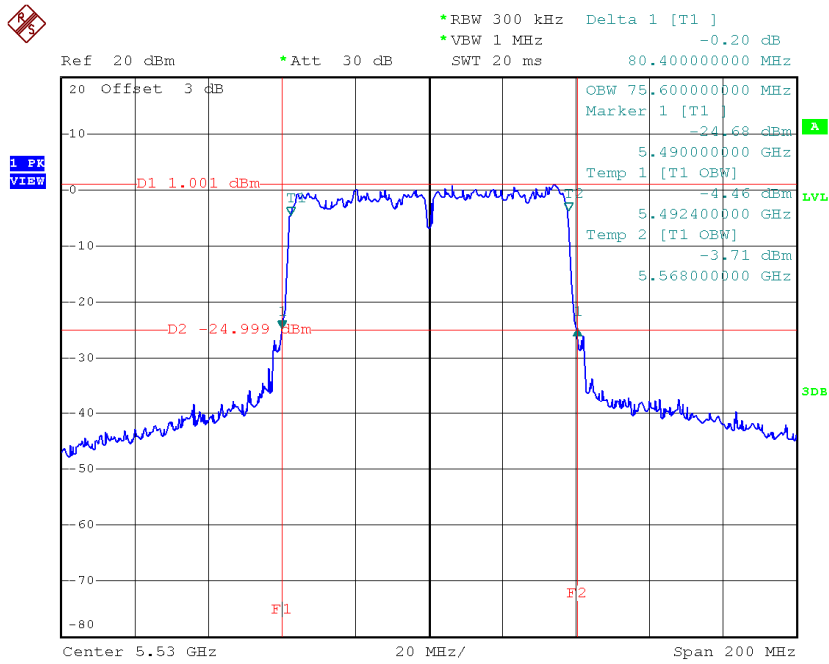


Date: 9.DEC.2014 14:24:04

Test Mode: UNII-2C/TX AC80 Mode_CH106/CH122

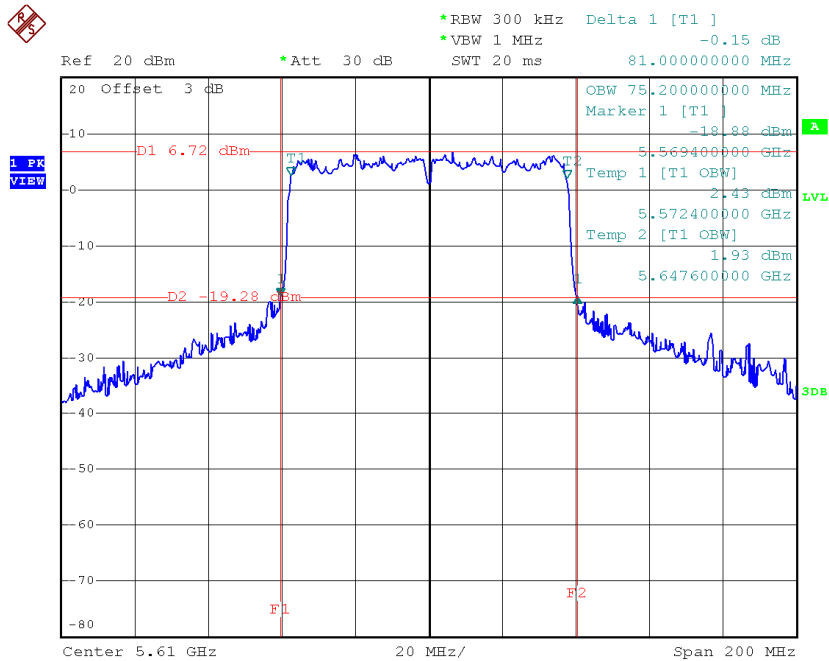
Channel	Frequency (MHz)	26dB Bandwidth (MHz)	99% Occupied Bandwidth (MHz)
CH106	5530	80.40	75.60
CH122	5610	81.00	75.20

TX CH106



Date: 9.DEC.2014 15:34:49

TX CH122

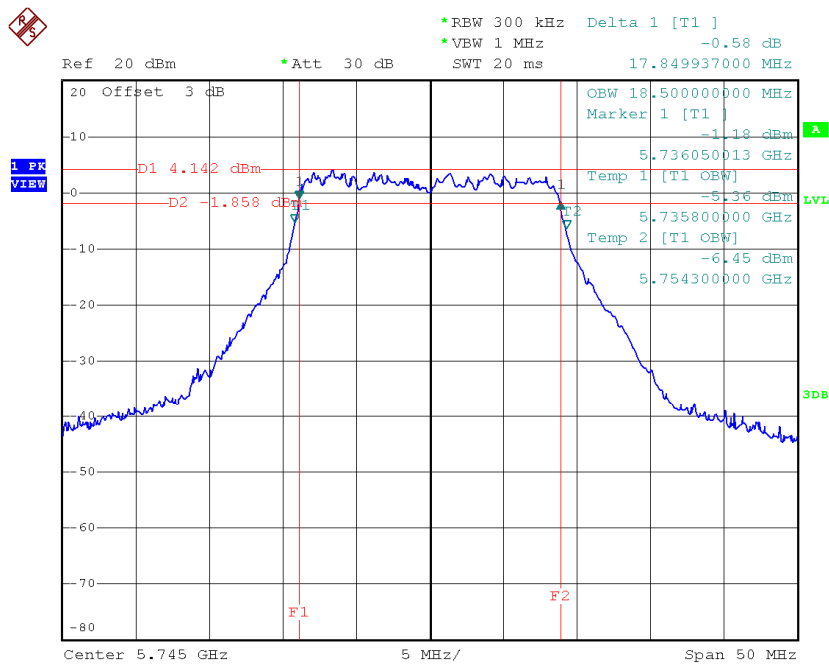


Date: 9.DEC.2014 16:13:47

Test Mode: UNII-3/ TX AC20 Mode_CH149/CH157/CH165

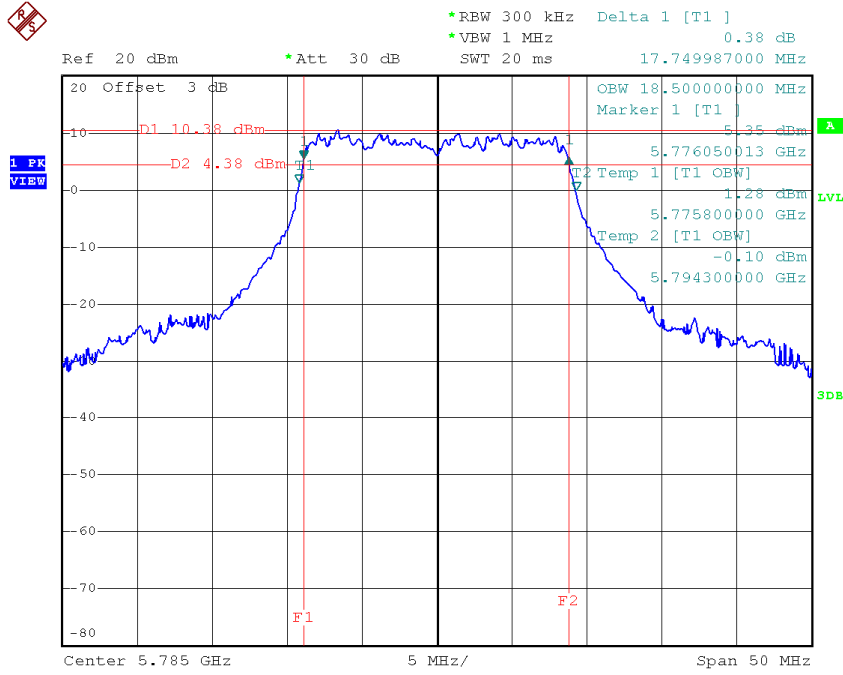
Channel	Frequency (MHz)	6dB Bandwidth (MHz)	99% Occupied Bandwidth (MHz)	Limit (KHz)
CH149	5745	17.85	18.50	>=500
CH157	5785	17.75	18.50	>=500
CH165	5825	17.80	18.50	>=500

TX CH 149



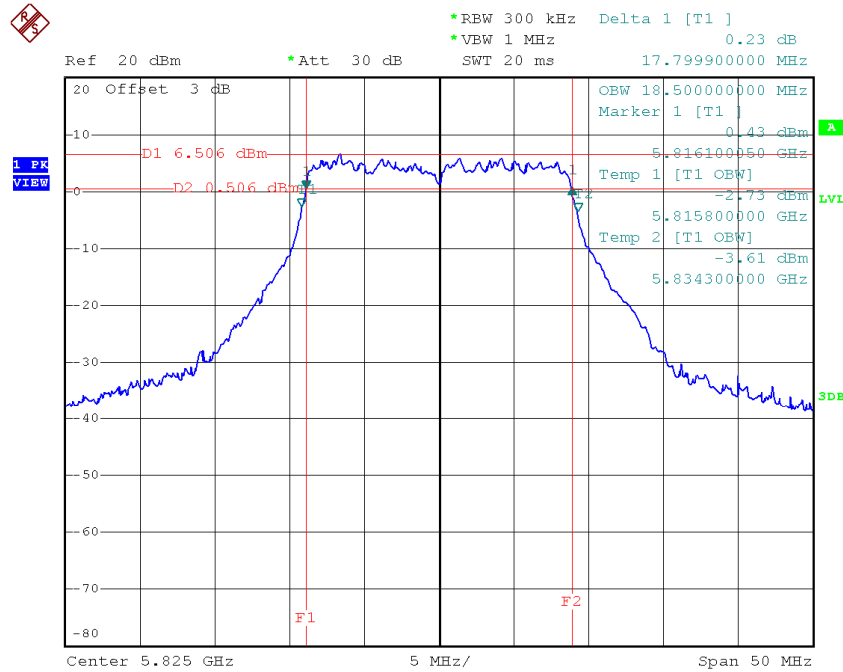
Date: 9.DEC.2014 10:31:50

TX CH 157



Date: 9.DEC.2014 10:33:09

TX CH 165

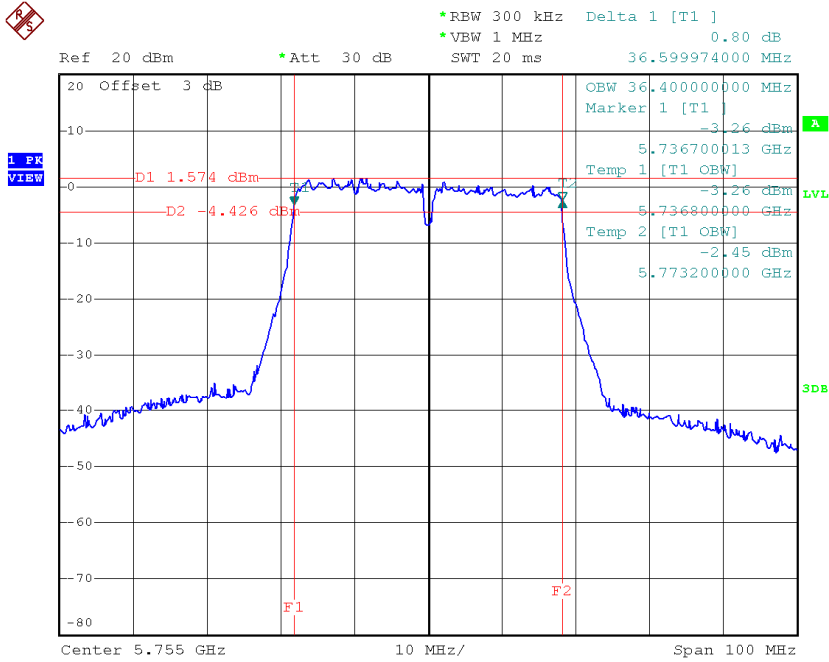


Date: 9.DEC.2014 10:42:07

Test Mode: UNII-3/ TX AC40 Mode_CH151/CH159

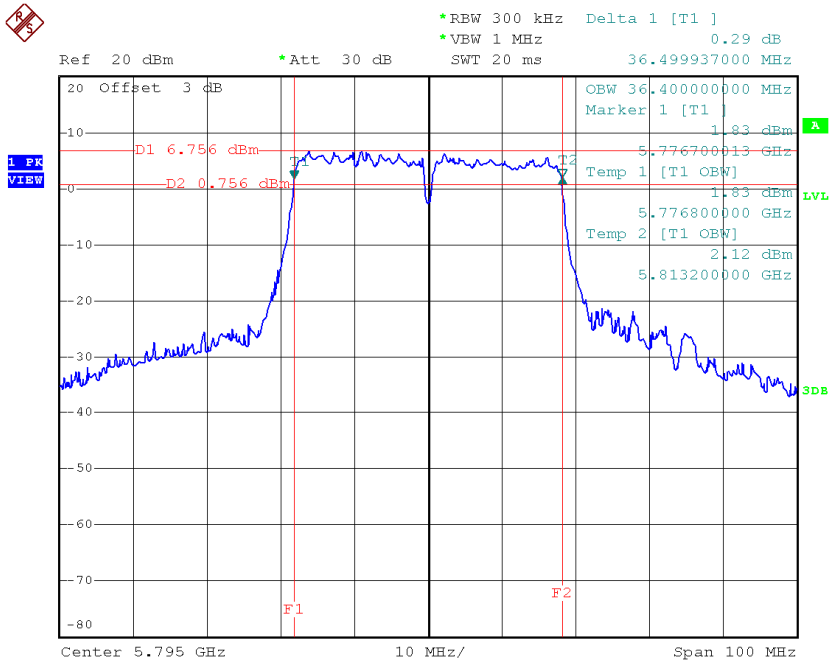
Channel	Frequency (MHz)	6dB Bandwidth (MHz)	99% Occupied Bandwidth (MHz)	Limit (KHz)
CH151	5755	36.60	36.40	>=500
CH159	5795	36.50	36.40	>=500

TX CH 151



Date: 9.DEC.2014 14:30:04

TX CH 159

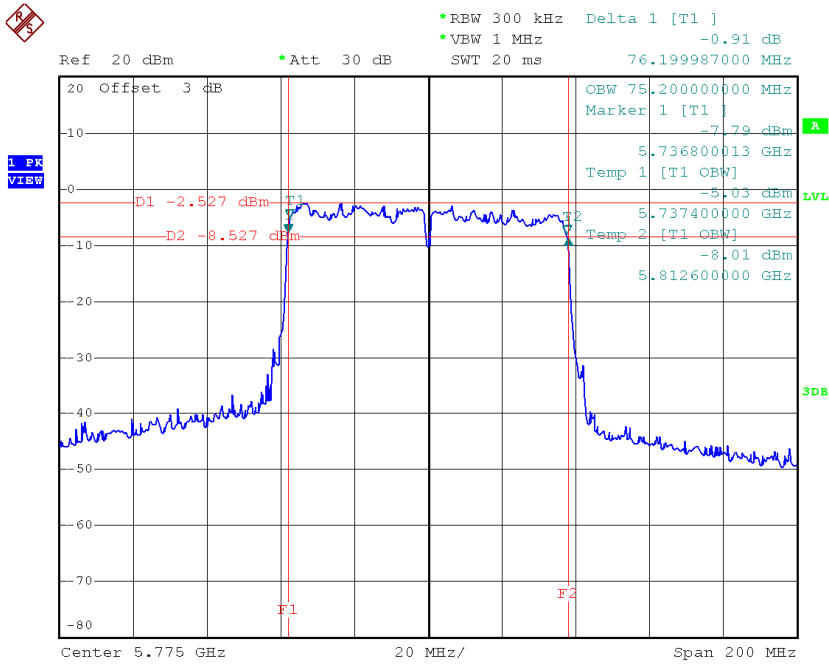


Date: 9.DEC.2014 14:35:44

Test Mode: UNII-3/ TX AC80 Mode_CH155

Channel	Frequency (MHz)	6dB Bandwidth (MHz)	99% Occupied Bandwidth (MHz)	Limit (KHz)
CH155	5775	76.20	75.20	>=500

TX CH 155



Date: 9.DEC.2014 16:05:34

ATTACHMENT F - MAXIMUM OUTPUT POWER

Test Mode: UNII-1/TX A Mode

Channel	Frequency (MHz)	Conducted Output Power (dBm)	Duty Factor (dBm)	Output Power + Duty Factor (dBm)	Limit (dBm)	Limit (Watt)
CH36	5180	16.52	0.00	16.52	30.00	1.00
CH40	5200	20.41	0.00	20.41	30.00	1.00
CH48	5240	19.75	0.00	19.75	30.00	1.00

Test Mode: UNII-1/TX N20 Mode_ANT 4

Channel	Frequency (MHz)	Conducted Output Power (dBm)	Duty Factor (dBm)	Output Power + Duty Factor (dBm)	Limit (dBm)	Limit (Watt)
CH36	5180	15.14	0.04	15.18	30.00	1.00
CH40	5200	17.81	0.04	17.85	30.00	1.00
CH48	5240	17.71	0.04	17.75	30.00	1.00

Test Mode: UNII-1/TX N20 Mode_ANT 5

Channel	Frequency (MHz)	Conducted Output Power (dBm)	Duty Factor (dBm)	Output Power + Duty Factor (dBm)	Limit (dBm)	Limit (Watt)
CH36	5180	14.78	0.04	14.82	30.00	1.00
CH40	5200	17.04	0.04	17.08	30.00	1.00
CH48	5240	17.21	0.04	17.25	30.00	1.00

Test Mode: UNII-1/TX N20 Mode_ANT 6

Channel	Frequency (MHz)	Conducted Output Power (dBm)	Duty Factor (dBm)	Output Power + Duty Factor (dBm)	Limit (dBm)	Limit (Watt)
CH36	5180	15.21	0.04	15.25	30.00	1.00
CH40	5200	17.29	0.04	17.33	30.00	1.00
CH48	5240	17.81	0.04	17.85	30.00	1.00

Test Mode: UNII-1/TX N20 Mode_ANT 7

Channel	Frequency (MHz)	Conducted Output Power (dBm)	Duty Factor (dBm)	Output Power + Duty Factor (dBm)	Limit (dBm)	Limit (Watt)
CH36	5180	14.41	0.04	14.45	30.00	1.00
CH40	5200	16.31	0.04	16.35	30.00	1.00
CH48	5240	17.14	0.04	17.18	30.00	1.00

Test Mode: UNII-1/TX N20 Mode_Total

Channel	Frequency (MHz)	Conducted Output Power (dBm)	Duty Factor (dBm)	Output Power + Duty Factor (dBm)	Limit (dBm)	Limit (Watt)
CH36	5180	20.91	0.04	20.95	30.00	1.00
CH40	5200	23.16	0.04	23.20	30.00	1.00
CH48	5240	23.49	0.04	23.53	30.00	1.00

Test Mode: UNII-1/TX N40 Mode_ANT 4

Channel	Frequency (MHz)	Conducted Output Power (dBm)	Duty Factor (dBm)	Output Power + Duty Factor (dBm)	Limit (dBm)	Limit (Watt)
CH38	5190	13.92	0.02	13.94	30.00	1.00
CH46	5230	17.67	0.02	17.69	30.00	1.00

Test Mode: UNII-1/TX N40 Mode_ANT 5

Channel	Frequency (MHz)	Conducted Output Power (dBm)	Duty Factor (dBm)	Output Power + Duty Factor (dBm)	Limit (dBm)	Limit (Watt)
CH38	5190	13.65	0.02	13.67	30.00	1.00
CH46	5230	17.34	0.02	17.36	30.00	1.00

Test Mode: UNII-1/TX N40 Mode_ANT 6

Channel	Frequency (MHz)	Conducted Output Power (dBm)	Duty Factor (dBm)	Output Power + Duty Factor (dBm)	Limit (dBm)	Limit (Watt)
CH38	5190	13.95	0.02	13.97	30.00	1.00
CH46	5230	17.62	0.02	17.64	30.00	1.00

Test Mode: UNII-1/TX N40 Mode_ANT 7

Channel	Frequency (MHz)	Conducted Output Power (dBm)	Duty Factor (dBm)	Output Power + Duty Factor (dBm)	Limit (dBm)	Limit (Watt)
CH38	5190	13.16	0.02	13.18	30.00	1.00
CH46	5230	17.04	0.02	17.06	30.00	1.00

Test Mode: UNII-1/TX N40 Mode_Total

Channel	Frequency (MHz)	Conducted Output Power (dBm)	Duty Factor (dBm)	Output Power + Duty Factor (dBm)	Limit (dBm)	Limit (Watt)
CH38	5190	19.70	0.02	19.72	30.00	1.00
CH46	5230	23.44	0.02	23.46	30.00	1.00

Test Mode: UNII-2A/TX A Mode

Channel	Frequency (MHz)	Conducted Output Power (dBm)	Duty Factor (dBm)	Output Power + Duty Factor (dBm)	Limit (dBm)	Limit (Watt)
CH52	5260	19.56	0.00	19.56	24.00	0.25
CH60	5300	18.85	0.00	18.85	24.00	0.25
CH64	5320	17.28	0.00	17.28	24.00	0.25

Test Mode: UNII-2A/TX N20 Mode_ANT 4

Channel	Frequency (MHz)	Conducted Output Power (dBm)	Duty Factor (dBm)	Output Power + Duty Factor (dBm)	Limit (dBm)	Limit (Watt)
CH52	5260	16.14	0.04	16.18	24.00	0.25
CH60	5300	16.84	0.04	16.88	24.00	0.25
CH64	5320	15.93	0.04	15.97	24.00	0.25

Test Mode: UNII-2A/TX N20 Mode_ANT 5

Channel	Frequency (MHz)	Conducted Output Power (dBm)	Duty Factor (dBm)	Output Power + Duty Factor (dBm)	Limit (dBm)	Limit (Watt)
CH52	5260	15.97	0.04	16.01	24.00	0.25
CH60	5300	16.32	0.04	16.36	24.00	0.25
CH64	5320	16.64	0.04	16.68	24.00	0.25

Test Mode: UNII-2A/TX N20 Mode_ANT 6

Channel	Frequency (MHz)	Conducted Output Power (dBm)	Duty Factor (dBm)	Output Power + Duty Factor (dBm)	Limit (dBm)	Limit (Watt)
CH52	5260	16.23	0.04	16.27	24.00	0.25
CH60	5300	16.71	0.04	16.75	24.00	0.25
CH64	5320	15.98	0.04	16.02	24.00	0.25

Test Mode: UNII-2A/TX N20 Mode_ANT 7

Channel	Frequency (MHz)	Conducted Output Power (dBm)	Duty Factor (dBm)	Output Power + Duty Factor (dBm)	Limit (dBm)	Limit (Watt)
CH52	5260	15.71	0.04	15.75	24.00	0.25
CH60	5300	16.03	0.04	16.07	24.00	0.25
CH64	5320	15.27	0.04	15.27	24.00	0.25

Test Mode: UNII-2A/TX N20 Mode_Total

Channel	Frequency (MHz)	Conducted Output Power (dBm)	Duty Factor (dBm)	Output Power + Duty Factor (dBm)	Limit (dBm)	Limit (Watt)
CH52	5260	22.03	0.04	22.07	24.00	0.25
CH60	5300	22.50	0.04	22.54	24.00	0.25
CH64	5320	21.99	0.04	22.03	24.00	0.25

Test Mode: UNII-2A/TX N40 Mode_ANT 4

Channel	Frequency (MHz)	Conducted Output Power (dBm)	Duty Factor (dBm)	Output Power + Duty Factor (dBm)	Limit (dBm)	Limit (Watt)
CH54	5270	17.32	0.02	17.34	24.00	0.25
CH62	5310	13.57	0.02	13.59	24.00	0.25

Test Mode: UNII-2A/TX N40 Mode_ANT 5

Channel	Frequency (MHz)	Conducted Output Power (dBm)	Duty Factor (dBm)	Output Power + Duty Factor (dBm)	Limit (dBm)	Limit (Watt)
CH54	5270	17.12	0.02	17.14	24.00	0.25
CH62	5310	13.25	0.02	13.27	24.00	0.25

Test Mode: UNII-2A/TX N40 Mode_ANT 6

Channel	Frequency (MHz)	Conducted Output Power (dBm)	Duty Factor (dBm)	Output Power + Duty Factor (dBm)	Limit (dBm)	Limit (Watt)
CH54	5270	17.43	0.02	17.45	24.00	0.25
CH62	5310	13.51	0.02	13.53	24.00	0.25

Test Mode: UNII-2A/TX N40 Mode_ANT 7

Channel	Frequency (MHz)	Conducted Output Power (dBm)	Duty Factor (dBm)	Output Power + Duty Factor (dBm)	Limit (dBm)	Limit (Watt)
CH54	5270	16.68	0.02	16.70	24.00	0.25
CH62	5310	12.91	0.02	12.93	24.00	0.25

Test Mode: UNII-2A/TX N40 Mode_Total

Channel	Frequency (MHz)	Conducted Output Power (dBm)	Duty Factor (dBm)	Output Power + Duty Factor (dBm)	Limit (dBm)	Limit (Watt)
CH54	5270	23.17	0.02	23.19	24.00	0.25
CH62	5310	19.34	0.02	19.36	24.00	0.25

Test Mode: UNII-2C/TX A Mode_ANT 4

Channel	Frequency (MHz)	Conducted Output Power (dBm)	Duty Factor (dBm)	Output Power + Duty Factor (dBm)	Limit (dBm)	Limit (Watt)
CH100	5500	16.36	0.00	16.36	24.00	0.25
CH116	5580	18.07	0.00	18.07	24.00	0.25
CH140	5700	16.26	0.00	16.26	24.00	0.25

Test Mode: UNII-2C/TX N20 Mode_ANT 4

Channel	Frequency (MHz)	Conducted Output Power (dBm)	Duty Factor (dBm)	Output Power + Duty Factor (dBm)	Limit (dBm)	Limit (Watt)
CH100	5500	13.81	0.04	13.85	24.00	0.25
CH116	5580	12.58	0.04	12.62	24.00	0.25
CH140	5700	14.64	0.04	14.68	24.00	0.25

Test Mode: UNII-2C/TX N20 Mode_ANT 5

Channel	Frequency (MHz)	Conducted Output Power (dBm)	Duty Factor (dBm)	Output Power + Duty Factor (dBm)	Limit (dBm)	Limit (Watt)
CH100	5500	13.69	0.04	13.73	24.00	0.25
CH116	5580	12.16	0.04	12.20	24.00	0.25
CH140	5700	14.21	0.04	14.25	24.00	0.25

Test Mode: UNII-2C/TX N20 Mode_ANT 6

Channel	Frequency (MHz)	Conducted Output Power (dBm)	Duty Factor (dBm)	Output Power + Duty Factor (dBm)	Limit (dBm)	Limit (Watt)
CH100	5500	13.97	0.04	14.01	24.00	0.25
CH116	5580	12.63	0.04	12.67	24.00	0.25
CH140	5700	14.76	0.04	14.80	24.00	0.25

Test Mode: UNII-2C/TX N20 Mode_ANT 7

Channel	Frequency (MHz)	Conducted Output Power (dBm)	Duty Factor (dBm)	Output Power + Duty Factor (dBm)	Limit (dBm)	Limit (Watt)
CH100	5500	13.18	0.04	13.22	24.00	0.25
CH116	5580	11.95	0.04	11.99	24.00	0.25
CH140	5700	13.84	0.04	13.88	24.00	0.25

Test Mode: UNII-2C/TX N20 Mode_Total

Channel	Frequency (MHz)	Conducted Output Power (dBm)	Duty Factor (dBm)	Output Power + Duty Factor (dBm)	Limit (dBm)	Limit (Watt)
CH100	5500	19.69	0.04	19.73	24.00	0.25
CH116	5580	18.36	0.04	18.40	24.00	0.25
CH140	5700	20.39	0.04	20.43	24.00	0.25

Test Mode: UNII-2C/TX N40 Mode_ANT 4

Channel	Frequency (MHz)	Conducted Output Power (dBm)	Duty Factor (dBm)	Output Power + Duty Factor (dBm)	Limit (dBm)	Limit (Watt)
CH102	5510	14.03	0.02	14.05	24.00	0.25
CH110	5550	16.55	0.02	16.57	24.00	0.25
CH134	5670	16.84	0.02	16.86	24.00	0.25

Test Mode: UNII-2C/TX N40 Mode_ANT 5

Channel	Frequency (MHz)	Conducted Output Power (dBm)	Duty Factor (dBm)	Output Power + Duty Factor (dBm)	Limit (dBm)	Limit (Watt)
CH102	5510	13.76	0.02	13.78	24.00	0.25
CH110	5550	16.21	0.02	16.23	24.00	0.25
CH134	5670	16.54	0.02	16.56	24.00	0.25

Test Mode: UNII-2C/TX N40 Mode_ANT 6

Channel	Frequency (MHz)	Conducted Output Power (dBm)	Duty Factor (dBm)	Output Power + Duty Factor (dBm)	Limit (dBm)	Limit (Watt)
CH102	5510	14.12	0.02	14.14	24.00	0.25
CH110	5550	16.51	0.02	16.53	24.00	0.25
CH134	5670	16.76	0.02	16.78	24.00	0.25

Test Mode: UNII-2C/TX N40 Mode_ANT 7

Channel	Frequency (MHz)	Conducted Output Power (dBm)	Duty Factor (dBm)	Output Power + Duty Factor (dBm)	Limit (dBm)	Limit (Watt)
CH102	5510	13.25	0.02	13.27	24.00	0.25
CH110	5550	15.69	0.02	15.71	24.00	0.25
CH134	5670	16.07	0.02	16.09	24.00	0.25

Test Mode: UNII-2C/TX N40 Mode_Total

Channel	Frequency (MHz)	Conducted Output Power (dBm)	Duty Factor (dBm)	Output Power + Duty Factor (dBm)	Limit (dBm)	Limit (Watt)
CH102	5510	19.82	0.02	19.84	24.00	0.25
CH110	5550	22.27	0.02	22.29	24.00	0.25
CH134	5670	22.58	0.02	22.60	24.00	0.25

Test Mode: UNII-3/ TX A Mode

Channel	Frequency (MHz)	Conducted Output Power (dBm)	Duty Factor (dBm)	Output Power + Duty Factor (dBm)	Limit (dBm)	Limit (Watt)
CH149	5745	17.35	0.00	17.35	30.00	1.00
CH157	5785	18.91	0.00	18.91	30.00	1.00
CH165	5825	16.04	0.00	16.04	30.00	1.00

Test Mode: UNII-3/TX N20 Mode_ANT 4

Channel	Frequency (MHz)	Conducted Output Power (dBm)	Duty Factor (dBm)	Output Power + Duty Factor (dBm)	Limit (dBm)	Limit (Watt)
CH149	5745	13.29	0.04	13.33	30.00	1.00
CH157	5785	17.41	0.04	17.45	30.00	1.00
CH165	5825	15.07	0.04	15.11	30.00	1.00

Test Mode: UNII-3/TX N20 Mode_ANT 5

Channel	Frequency (MHz)	Conducted Output Power (dBm)	Duty Factor (dBm)	Output Power + Duty Factor (dBm)	Limit (dBm)	Limit (Watt)
CH149	5745	13.11	0.04	13.15	30.00	1.00
CH157	5785	17.25	0.04	17.29	30.00	1.00
CH165	5825	14.83	0.04	14.87	30.00	1.00

Test Mode: UNII-3/TX N20 Mode_ANT 6

Channel	Frequency (MHz)	Conducted Output Power (dBm)	Duty Factor (dBm)	Output Power + Duty Factor (dBm)	Limit (dBm)	Limit (Watt)
CH149	5745	13.54	0.04	13.58	30.00	1.00
CH157	5785	17.62	0.04	17.66	30.00	1.00
CH165	5825	15.16	0.04	15.20	30.00	1.00

Test Mode: UNII-3/TX N20 Mode_ANT 7

Channel	Frequency (MHz)	Conducted Output Power (dBm)	Duty Factor (dBm)	Output Power + Duty Factor (dBm)	Limit (dBm)	Limit (Watt)
CH149	5745	12.56	0.04	12.60	30.00	1.00
CH157	5785	16.71	0.04	16.75	30.00	1.00
CH165	5825	14.29	0.04	14.33	30.00	1.00

Test Mode: UNII-3/TX N20 Mode_Total

Channel	Frequency (MHz)	Conducted Output Power (dBm)	Duty Factor (dBm)	Output Power + Duty Factor (dBm)	Limit (dBm)	Limit (Watt)
CH149	5745	19.16	0.04	19.20	30.00	1.00
CH157	5785	23.28	0.04	23.32	30.00	1.00
CH165	5825	20.87	0.04	20.91	30.00	1.00

Test Mode: UNII-3/ TX N40 Mode_ANT 4

Channel	Frequency (MHz)	Conducted Output Power (dBm)	Duty Factor (dBm)	Output Power + Duty Factor (dBm)	Limit (dBm)	Limit (Watt)
CH151	5755	13.12	0.02	13.14	30.00	1.00
CH159	5795	17.65	0.02	17.67	30.00	1.00

Test Mode: UNII-3/ TX N40 Mode_ANT 5

Channel	Frequency (MHz)	Conducted Output Power (dBm)	Duty Factor (dBm)	Output Power + Duty Factor (dBm)	Limit (dBm)	Limit (Watt)
CH151	5755	12.86	0.02	12.88	30.00	1.00
CH159	5795	17.37	0.02	17.39	30.00	1.00

Test Mode: UNII-3/ TX N40 Mode_ANT 6

Channel	Frequency (MHz)	Conducted Output Power (dBm)	Duty Factor (dBm)	Output Power + Duty Factor (dBm)	Limit (dBm)	Limit (Watt)
CH151	5755	13.25	0.02	13.27	30.00	1.00
CH159	5795	17.24	0.02	17.26	30.00	1.00

Test Mode: UNII-3/ TX N40 Mode_ANT 7

Channel	Frequency (MHz)	Conducted Output Power (dBm)	Duty Factor (dBm)	Output Power + Duty Factor (dBm)	Limit (dBm)	Limit (Watt)
CH151	5755	12.36	0.02	12.38	30.00	1.00
CH159	5795	16.87	0.02	16.89	30.00	1.00

Test Mode: UNII-3/ TX N40 Mode_Total

Channel	Frequency (MHz)	Conducted Output Power (dBm)	Duty Factor (dBm)	Output Power + Duty Factor (dBm)	Limit (dBm)	Limit (Watt)
CH151	5755	18.93	0.02	18.95	30.00	1.00
CH159	5795	23.31	0.02	23.33	30.00	1.00

Test Mode: UNII-1/TX AC20 Mode_ANT 4

Channel	Frequency (MHz)	Conducted Output Power (dBm)	Duty Factor (dBm)	Output Power + Duty Factor (dBm)	Limit (dBm)	Limit (Watt)
CH36	5180	15.18	0.01	15.19	30.00	1.00
CH40	5200	17.61	0.01	17.62	30.00	1.00
CH48	5240	17.59	0.01	17.60	30.00	1.00

Test Mode: UNII-1/TX AC20 Mode_ANT 5

Channel	Frequency (MHz)	Conducted Output Power (dBm)	Duty Factor (dBm)	Output Power + Duty Factor (dBm)	Limit (dBm)	Limit (Watt)
CH36	5180	14.93	0.01	14.94	30.00	1.00
CH40	5200	17.51	0.01	17.52	30.00	1.00
CH48	5240	17.43	0.01	17.44	30.00	1.00

Test Mode: UNII-1/TX AC20 Mode_ANT 6

Channel	Frequency (MHz)	Conducted Output Power (dBm)	Duty Factor (dBm)	Output Power + Duty Factor (dBm)	Limit (dBm)	Limit (Watt)
CH36	5180	15.26	0.01	15.27	30.00	1.00
CH40	5200	17.74	0.01	17.75	30.00	1.00
CH48	5240	17.52	0.01	17.53	30.00	1.00

Test Mode: UNII-1/TX AC20 Mode_ANT 7

Channel	Frequency (MHz)	Conducted Output Power (dBm)	Duty Factor (dBm)	Output Power + Duty Factor (dBm)	Limit (dBm)	Limit (Watt)
CH36	5180	14.41	0.01	14.42	30.00	1.00
CH40	5200	16.87	0.01	16.88	30.00	1.00
CH48	5240	16.74	0.01	16.75	30.00	1.00

Test Mode: UNII-1/TX AC20 Mode_Total

Channel	Frequency (MHz)	Conducted Output Power (dBm)	Duty Factor (dBm)	Output Power + Duty Factor (dBm)	Limit (dBm)	Limit (Watt)
CH36	5180	20.98	0.01	20.99	30.00	1.00
CH40	5200	23.47	0.01	23.48	30.00	1.00
CH48	5240	23.36	0.01	23.37	30.00	1.00

Test Mode: UNII-1/TX AC40 Mode_ANT 4

Channel	Frequency (MHz)	Conducted Output Power (dBm)	Duty Factor (dBm)	Output Power + Duty Factor (dBm)	Limit (dBm)	Limit (Watt)
CH38	5190	13.68	0.09	13.77	30.00	1.00
CH46	5230	17.57	0.09	17.66	30.00	1.00

Test Mode: UNII-1/TX AC40 Mode_ANT 5

Channel	Frequency (MHz)	Conducted Output Power (dBm)	Duty Factor (dBm)	Output Power + Duty Factor (dBm)	Limit (dBm)	Limit (Watt)
CH38	5190	13.24	0.09	13.33	30.00	1.00
CH46	5230	17.11	0.09	17.20	30.00	1.00

Test Mode: UNII-1/TX AC40 Mode_ANT 6

Channel	Frequency (MHz)	Conducted Output Power (dBm)	Duty Factor (dBm)	Output Power + Duty Factor (dBm)	Limit (dBm)	Limit (Watt)
CH38	5190	13.54	0.09	13.63	30.00	1.00
CH46	5230	17.69	0.09	17.78	30.00	1.00

Test Mode: UNII-1/TX AC40 Mode_ANT 7

Channel	Frequency (MHz)	Conducted Output Power (dBm)	Duty Factor (dBm)	Output Power + Duty Factor (dBm)	Limit (dBm)	Limit (Watt)
CH38	5190	12.95	0.09	13.04	30.00	1.00
CH46	5230	16.83	0.09	16.92	30.00	1.00

Test Mode: UNII-1/TX AC40 Mode_Total

Channel	Frequency (MHz)	Conducted Output Power (dBm)	Duty Factor (dBm)	Output Power + Duty Factor (dBm)	Limit (dBm)	Limit (Watt)
CH38	5190	18.26	0.09	18.35	30.00	1.00
CH46	5230	22.23	0.09	22.32	30.00	1.00

Test Mode: UNII-1/TX AC80 Mode_ANT 4

Channel	Frequency (MHz)	Conducted Output Power (dBm)	Duty Factor (dBm)	Output Power + Duty Factor (dBm)	Limit (dBm)	Limit (Watt)
CH42	5210	11.89	0.06	11.95	30.00	1.00

Test Mode: UNII-1/TX AC80 Mode_ANT 5

Channel	Frequency (MHz)	Conducted Output Power (dBm)	Duty Factor (dBm)	Output Power + Duty Factor (dBm)	Limit (dBm)	Limit (Watt)
CH42	5210	11.76	0.06	11.82	30.00	1.00

Test Mode: UNII-1/TX AC80 Mode_ANT 6

Channel	Frequency (MHz)	Conducted Output Power (dBm)	Duty Factor (dBm)	Output Power + Duty Factor (dBm)	Limit (dBm)	Limit (Watt)
CH42	5210	11.76	0.06	11.82	30.00	1.00

Test Mode: UNII-1/TX AC80 Mode_ANT 7

Channel	Frequency (MHz)	Conducted Output Power (dBm)	Duty Factor (dBm)	Output Power + Duty Factor (dBm)	Limit (dBm)	Limit (Watt)
CH42	5210	11.16	0.06	11.16	30.00	1.00

Test Mode: UNII-1/TX AC80 Mode_Total

Channel	Frequency (MHz)	Conducted Output Power (dBm)	Duty Factor (dBm)	Output Power + Duty Factor (dBm)	Limit (dBm)	Limit (Watt)
CH42	5210	17.67	0.06	17.73	30.00	1.00

Test Mode: UNII-2A/TX AC20 Mode_ANT 4

Channel	Frequency (MHz)	Conducted Output Power (dBm)	Duty Factor (dBm)	Output Power + Duty Factor (dBm)	Limit (dBm)	Limit (Watt)
CH52	5260	16.34	0.01	16.35	24.00	0.25
CH60	5300	17.23	0.01	17.24	24.00	0.25
CH64	5320	16.37	0.01	16.38	24.00	0.25

Test Mode: UNII-2A/TX AC20 Mode_ANT 5

Channel	Frequency (MHz)	Conducted Output Power (dBm)	Duty Factor (dBm)	Output Power + Duty Factor (dBm)	Limit (dBm)	Limit (Watt)
CH52	5260	15.98	0.01	15.99	24.00	0.25
CH60	5300	16.89	0.01	16.90	24.00	0.25
CH64	5320	16.12	0.01	16.13	24.00	0.25

Test Mode: UNII-2A/TX AC20 Mode_ANT 6

Channel	Frequency (MHz)	Conducted Output Power (dBm)	Duty Factor (dBm)	Output Power + Duty Factor (dBm)	Limit (dBm)	Limit (Watt)
CH52	5260	16.58	0.01	16.59	24.00	0.25
CH60	5300	17.11	0.01	17.12	24.00	0.25
CH64	5320	16.64	0.01	16.65	24.00	0.25

Test Mode: UNII-2A/TX AC20 Mode_ANT 7

Channel	Frequency (MHz)	Conducted Output Power (dBm)	Duty Factor (dBm)	Output Power + Duty Factor (dBm)	Limit (dBm)	Limit (Watt)
CH52	5260	15.51	0.01	15.52	24.00	0.25
CH60	5300	16.63	0.01	16.64	24.00	0.25
CH64	5320	16.37	0.01	15.59	24.00	0.25

Test Mode: UNII-2A/TX AC20 Mode_Total

Channel	Frequency (MHz)	Conducted Output Power (dBm)	Duty Factor (dBm)	Output Power + Duty Factor (dBm)	Limit (dBm)	Limit (Watt)
CH52	5260	22.15	0.01	22.16	24.00	0.25
CH60	5300	23.00	0.01	23.01	24.00	0.25
CH64	5320	22.22	0.01	22.23	24.00	0.25

Test Mode: UNII-2A/TX AC40 Mode_ANT 4

Channel	Frequency (MHz)	Conducted Output Power (dBm)	Duty Factor (dBm)	Output Power + Duty Factor (dBm)	Limit (dBm)	Limit (Watt)
CH54	5270	17.11	0.09	17.20	24.00	0.25
CH62	5310	12.69	0.09	12.78	24.00	0.25

Test Mode: UNII-2A/TX AC40 Mode_ANT 5

Channel	Frequency (MHz)	Conducted Output Power (dBm)	Duty Factor (dBm)	Output Power + Duty Factor (dBm)	Limit (dBm)	Limit (Watt)
CH54	5270	16.85	0.09	16.94	24.00	0.25
CH62	5310	12.34	0.09	12.43	24.00	0.25

Test Mode: UNII-2A/TX AC40 Mode_ANT 6

Channel	Frequency (MHz)	Conducted Output Power (dBm)	Duty Factor (dBm)	Output Power + Duty Factor (dBm)	Limit (dBm)	Limit (Watt)
CH54	5270	17.23	0.09	17.32	24.00	0.25
CH62	5310	12.46	0.09	12.54	24.00	0.25

Test Mode: UNII-2A/TX AC40 Mode_ANT 7

Channel	Frequency (MHz)	Conducted Output Power (dBm)	Duty Factor (dBm)	Output Power + Duty Factor (dBm)	Limit (dBm)	Limit (Watt)
CH54	5270	16.37	0.09	16.37	24.00	0.25
CH62	5310	11.83	0.09	11.92	24.00	0.25

Test Mode: UNII-2A/TX AC40 Mode_Total

Channel	Frequency (MHz)	Conducted Output Power (dBm)	Duty Factor (dBm)	Output Power + Duty Factor (dBm)	Limit (dBm)	Limit (Watt)
CH54	5270	21.84	0.09	21.93	24.00	0.25
CH62	5310	17.27	0.09	17.36	24.00	0.25

Test Mode: UNII-2A/TX AC80 Mode_ANT 4

Channel	Frequency (MHz)	Conducted Output Power (dBm)	Duty Factor (dBm)	Output Power + Duty Factor (dBm)	Limit (dBm)	Limit (Watt)
CH58	5290	12.27	0.06	12.33	24.00	0.25

Test Mode: UNII-2A/TX AC80 Mode_ANT 5

Channel	Frequency (MHz)	Conducted Output Power (dBm)	Duty Factor (dBm)	Output Power + Duty Factor (dBm)	Limit (dBm)	Limit (Watt)
CH58	5290	12.03	0.06	12.09	24.00	0.25

Test Mode: UNII-2A/TX AC80 Mode_ANT 6

Channel	Frequency (MHz)	Conducted Output Power (dBm)	Duty Factor (dBm)	Output Power + Duty Factor (dBm)	Limit (dBm)	Limit (Watt)
CH58	5290	12.31	0.06	12.37	24.00	0.25

Test Mode: UNII-2A/TX AC80 Mode_ANT 7

Channel	Frequency (MHz)	Conducted Output Power (dBm)	Duty Factor (dBm)	Output Power + Duty Factor (dBm)	Limit (dBm)	Limit (Watt)
CH58	5290	11.58	0.06	11.64	24.00	0.25

Test Mode: UNII-2A/TX AC80 Mode_Total

Channel	Frequency (MHz)	Conducted Output Power (dBm)	Duty Factor (dBm)	Output Power + Duty Factor (dBm)	Limit (dBm)	Limit (Watt)
CH58	5290	18.08	0.06	18.14	24.00	0.25

Test Mode: UNII-2C/TX AC20 Mode_ANT 4

Channel	Frequency (MHz)	Conducted Output Power (dBm)	Duty Factor (dBm)	Output Power + Duty Factor (dBm)	Limit (dBm)	Limit (Watt)
CH100	5500	14.63	0.01	14.64	24.00	0.25
CH116	5580	12.48	0.01	12.49	24.00	0.25
CH140	5700	14.62	0.01	14.63	24.00	0.25

Test Mode: UNII-2C/TX AC20 Mode_ANT 5

Channel	Frequency (MHz)	Conducted Output Power (dBm)	Duty Factor (dBm)	Output Power + Duty Factor (dBm)	Limit (dBm)	Limit (Watt)
CH100	5500	14.35	0.01	14.36	24.00	0.25
CH116	5580	12.23	0.01	12.24	24.00	0.25
CH140	5700	14.31	0.01	14.32	24.00	0.25

Test Mode: UNII-2C/TX AC20 Mode_ANT 6

Channel	Frequency (MHz)	Conducted Output Power (dBm)	Duty Factor (dBm)	Output Power + Duty Factor (dBm)	Limit (dBm)	Limit (Watt)
CH100	5500	14.58	0.01	14.59	24.00	0.25
CH116	5580	12.61	0.01	12.62	24.00	0.25
CH140	5700	14.52	0.01	14.53	24.00	0.25

Test Mode: UNII-2C/TX AC20 Mode_ANT 7

Channel	Frequency (MHz)	Conducted Output Power (dBm)	Duty Factor (dBm)	Output Power + Duty Factor (dBm)	Limit (dBm)	Limit (Watt)
CH100	5500	13.81	0.01	13.82	24.00	0.25
CH116	5580	11.76	0.01	11.77	24.00	0.25
CH140	5700	13.84	0.01	13.85	24.00	0.25

Test Mode: UNII-2C/TX AC20 Mode_Total

Channel	Frequency (MHz)	Conducted Output Power (dBm)	Duty Factor (dBm)	Output Power + Duty Factor (dBm)	Limit (dBm)	Limit (Watt)
CH100	5500	20.38	0.01	20.39	24.00	0.25
CH116	5580	18.31	0.01	18.32	24.00	0.25
CH140	5700	20.36	0.01	20.37	24.00	0.25

Test Mode: UNII-2C/TX AC40 Mode_ANT 4

Channel	Frequency (MHz)	Conducted Output Power (dBm)	Duty Factor (dBm)	Output Power + Duty Factor (dBm)	Limit (dBm)	Limit (Watt)
CH102	5510	14.07	0.09	14.16	24.00	0.25
CH110	5550	16.41	0.09	16.50	24.00	0.25
CH134	5670	16.52	0.09	16.61	24.00	0.25

Test Mode: UNII-2C/TX AC40 Mode_ANT 5

Channel	Frequency (MHz)	Conducted Output Power (dBm)	Duty Factor (dBm)	Output Power + Duty Factor (dBm)	Limit (dBm)	Limit (Watt)
CH102	5510	13.76	0.09	13.85	24.00	0.25
CH110	5550	16.21	0.09	16.30	24.00	0.25
CH134	5670	16.33	0.09	16.42	24.00	0.25

Test Mode: UNII-2C/TX AC40 Mode_ANT 6

Channel	Frequency (MHz)	Conducted Output Power (dBm)	Duty Factor (dBm)	Output Power + Duty Factor (dBm)	Limit (dBm)	Limit (Watt)
CH102	5510	13.95	0.09	14.04	24.00	0.25
CH110	5550	16.52	0.09	16.61	24.00	0.25
CH134	5670	16.63	0.09	16.72	24.00	0.25

Test Mode: UNII-2C/TX AC40 Mode_ANT 7

Channel	Frequency (MHz)	Conducted Output Power (dBm)	Duty Factor (dBm)	Output Power + Duty Factor (dBm)	Limit (dBm)	Limit (Watt)
CH102	5510	13.29	0.09	13.38	24.00	0.25
CH110	5550	15.57	0.09	15.66	24.00	0.25
CH134	5670	15.63	0.09	15.72	24.00	0.25

Test Mode: UNII-2C/TX AC40 Mode_Total

Channel	Frequency (MHz)	Conducted Output Power (dBm)	Duty Factor (dBm)	Output Power + Duty Factor (dBm)	Limit (dBm)	Limit (Watt)
CH102	5510	18.70	0.09	18.79	24.00	0.25
CH110	5550	21.15	0.09	21.24	24.00	0.25
CH134	5670	21.26	0.09	21.35	24.00	0.25

Test Mode: UNII-2C/TX AC80 Mode_ANT 4

Channel	Frequency (MHz)	Conducted Output Power (dBm)	Duty Factor (dBm)	Output Power + Duty Factor (dBm)	Limit (dBm)	Limit (Watt)
CH106	5530	12.58	0.06	18.64	24.00	0.25
CH122	5610	17.65	0.06	21.71	24.00	0.25

Test Mode: UNII-2C/TX AC80 Mode_ANT 5

Channel	Frequency (MHz)	Conducted Output Power (dBm)	Duty Factor (dBm)	Output Power + Duty Factor (dBm)	Limit (dBm)	Limit (Watt)
CH106	5530	12.34	0.06	12.40	24.00	0.25
CH122	5610	17.41	0.06	17.47	24.00	0.25

Test Mode: UNII-2C/TX AC80 Mode_ANT 6

Channel	Frequency (MHz)	Conducted Output Power (dBm)	Duty Factor (dBm)	Output Power + Duty Factor (dBm)	Limit (dBm)	Limit (Watt)
CH106	5530	12.62	0.06	12.67	24.00	0.25
CH122	5610	17.83	0.06	17.89	24.00	0.25

Test Mode: UNII-2C/TX AC80 Mode_ANT 7

Channel	Frequency (MHz)	Conducted Output Power (dBm)	Duty Factor (dBm)	Output Power + Duty Factor (dBm)	Limit (dBm)	Limit (Watt)
CH106	5530	11.83	0.06	11.89	24.00	0.25
CH122	5610	16.92	0.06	16.98	24.00	0.25

Test Mode: UNII-2C/TX AC80 Mode_Total

Channel	Frequency (MHz)	Conducted Output Power (dBm)	Duty Factor (dBm)	Output Power + Duty Factor (dBm)	Limit (dBm)	Limit (Watt)
CH106	5530	18.38	0.06	18.44	24.00	0.25
CH122	5610	23.49	0.06	23.55	24.00	0.25

Test Mode: UNII-3/TX AC20 Mode_ANT 4

Channel	Frequency (MHz)	Conducted Output Power (dBm)	Duty Factor (dBm)	Output Power + Duty Factor (dBm)	Limit (dBm)	Limit (Watt)
CH149	5745	12.68	0.06	12.69	30.00	1.00
CH157	5785	17.61	0.06	17.62	30.00	1.00
CH165	5825	15.27	0.06	15.28	30.00	1.00

Test Mode: UNII-3/TX AC20 Mode_ANT 5

Channel	Frequency (MHz)	Conducted Output Power (dBm)	Duty Factor (dBm)	Output Power + Duty Factor (dBm)	Limit (dBm)	Limit (Watt)
CH149	5745	12.35	0.01	12.36	30.00	1.00
CH157	5785	17.28	0.01	17.29	30.00	1.00
CH165	5825	15.11	0.01	15.12	30.00	1.00

Test Mode: UNII-3/TX AC20 Mode_ANT 6

Channel	Frequency (MHz)	Conducted Output Power (dBm)	Duty Factor (dBm)	Output Power + Duty Factor (dBm)	Limit (dBm)	Limit (Watt)
CH149	5745	12.71	0.01	12.72	30.00	1.00
CH157	5785	17.69	0.01	17.70	30.00	1.00
CH165	5825	15.38	0.01	15.39	30.00	1.00

Test Mode: UNII-3/TX AC20 Mode_ANT 7

Channel	Frequency (MHz)	Conducted Output Power (dBm)	Duty Factor (dBm)	Output Power + Duty Factor (dBm)	Limit (dBm)	Limit (Watt)
CH149	5745	11.91	0.01	11.92	30.00	1.00
CH157	5785	16.85	0.01	16.86	30.00	1.00
CH165	5825	14.51	0.01	14.52	30.00	1.00

Test Mode: UNII-3/TX AC20 Mode_Total

Channel	Frequency (MHz)	Conducted Output Power (dBm)	Duty Factor (dBm)	Output Power + Duty Factor (dBm)	Limit (dBm)	Limit (Watt)
CH149	5745	18.45	0.01	18.46	30.00	1.00
CH157	5785	23.40	0.01	23.41	30.00	1.00
CH165	5825	21.11	0.01	21.12	30.00	1.00

Test Mode: UNII-3/TX AC40 Mode_ANT 4

Channel	Frequency (MHz)	Conducted Output Power (dBm)	Duty Factor (dBm)	Output Power + Duty Factor (dBm)	Limit (dBm)	Limit (Watt)
CH151	5755	13.07	0.09	13.16	30.00	1.00
CH159	5795	17.85	0.09	17.94	30.00	1.00

Test Mode: UNII-3/TX AC40 Mode_ANT 5

Channel	Frequency (MHz)	Conducted Output Power (dBm)	Duty Factor (dBm)	Output Power + Duty Factor (dBm)	Limit (dBm)	Limit (Watt)
CH151	5755	12.85	0.09	12.94	30.00	1.00
CH159	5795	17.54	0.09	17.63	30.00	1.00

Test Mode: UNII-3/TX AC40 Mode_ANT 6

Channel	Frequency (MHz)	Conducted Output Power (dBm)	Duty Factor (dBm)	Output Power + Duty Factor (dBm)	Limit (dBm)	Limit (Watt)
CH151	5755	13.15	0.09	13.24	30.00	1.00
CH159	5795	17.56	0.09	17.65	30.00	1.00

Test Mode: UNII-3/TX AC40 Mode_ANT 7

Channel	Frequency (MHz)	Conducted Output Power (dBm)	Duty Factor (dBm)	Output Power + Duty Factor (dBm)	Limit (dBm)	Limit (Watt)
CH151	5755	12.31	0.09	12.40	30.00	1.00
CH159	5795	17.04	0.09	17.13	30.00	1.00

Test Mode: UNII-3/TX AC40 Mode_Total

Channel	Frequency (MHz)	Conducted Output Power (dBm)	Duty Factor (dBm)	Output Power + Duty Factor (dBm)	Limit (dBm)	Limit (Watt)
CH151	5755	18.88	0.09	18.97	30.00	1.00
CH159	5795	23.53	0.09	23.62	30.00	1.00

Test Mode: UNII-3/TX AC80 Mode_ANT 4

Channel	Frequency (MHz)	Conducted Output Power (dBm)	Duty Factor (dBm)	Output Power + Duty Factor (dBm)	Limit (dBm)	Limit (Watt)
CH155	5775	12.21	0.06	12.27	30.00	1.00

Test Mode: UNII-3/TX AC80 Mode_ANT 5

Channel	Frequency (MHz)	Conducted Output Power (dBm)	Duty Factor (dBm)	Output Power + Duty Factor (dBm)	Limit (dBm)	Limit (Watt)
CH155	5775	11.97	0.06	12.03	30.00	1.00

Test Mode: UNII-3/TX AC80 Mode_ANT 6

Channel	Frequency (MHz)	Conducted Output Power (dBm)	Duty Factor (dBm)	Output Power + Duty Factor (dBm)	Limit (dBm)	Limit (Watt)
CH155	5775	12.36	0.06	12.42	30.00	1.00

Test Mode: UNII-3/TX AC80 Mode_ANT 7

Channel	Frequency (MHz)	Conducted Output Power (dBm)	Duty Factor (dBm)	Output Power + Duty Factor (dBm)	Limit (dBm)	Limit (Watt)
CH155	5775	11.43	0.06	11.49	30.00	1.00

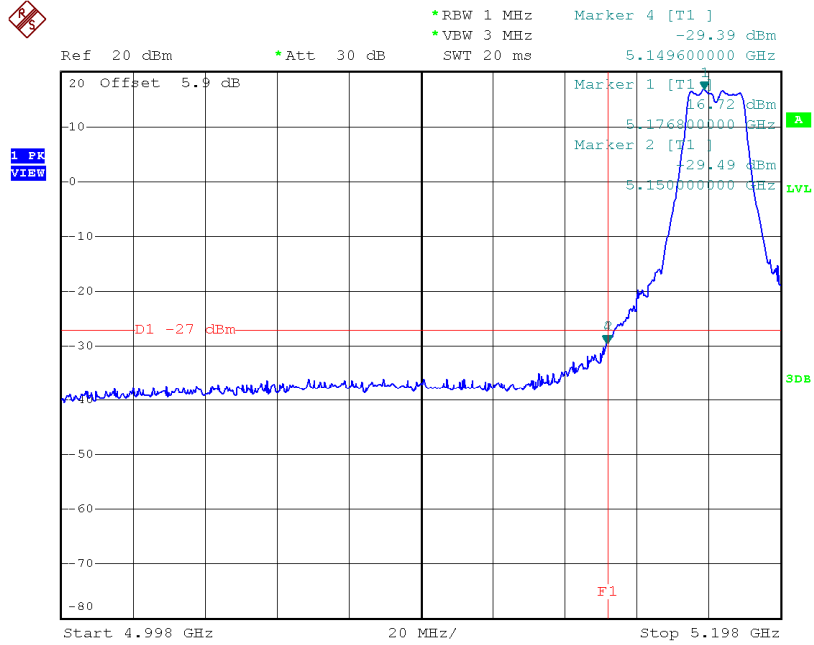
Test Mode: UNII-3/TX AC80 Mode_Total

Channel	Frequency (MHz)	Conducted Output Power (dBm)	Duty Factor (dBm)	Output Power + Duty Factor (dBm)	Limit (dBm)	Limit (Watt)
CH155	5775	18.09	0.06	18.15	30.00	1.00

ATTACHMENT G - ANTENNA CONDUCTED SPURIOUS EMISSION

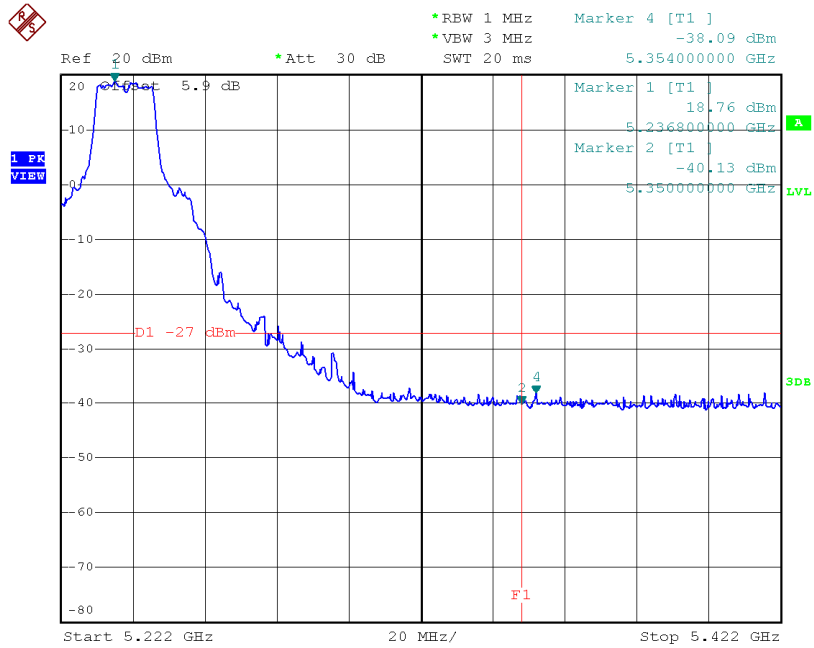
Test Mode: UNII-1/TX A Mode

TX mode CH36



Date: 8.DEC.2014 19:28:05

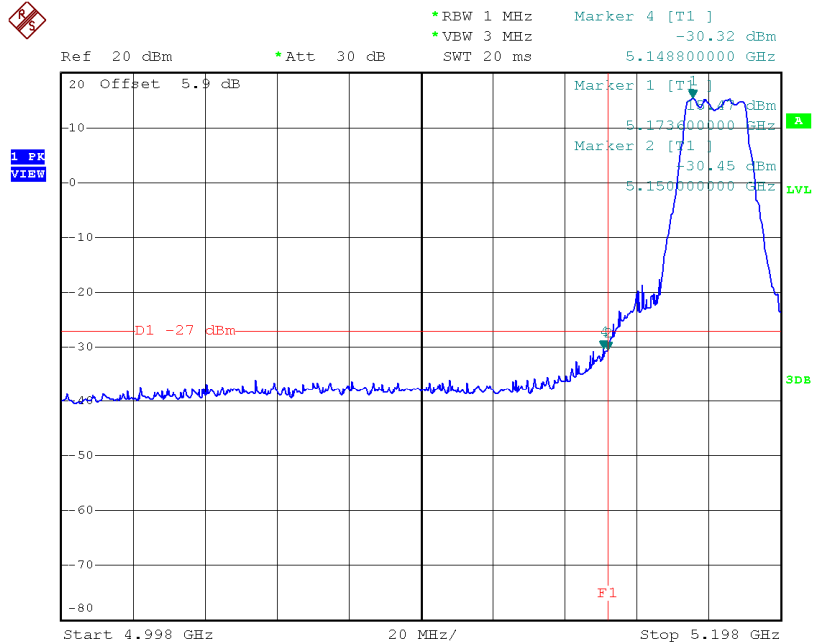
TX mode CH48



Date: 8.DEC.2014 14:01:28

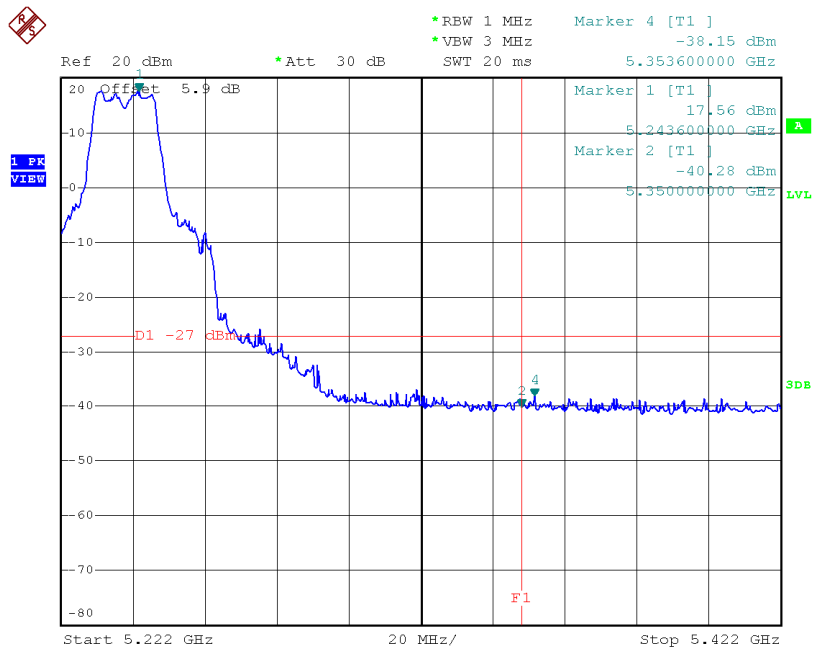
Test Mode: UNII-1/TX N20 Mode_ANT 4

TX mode CH36



Date: 8.DEC.2014 19:52:48

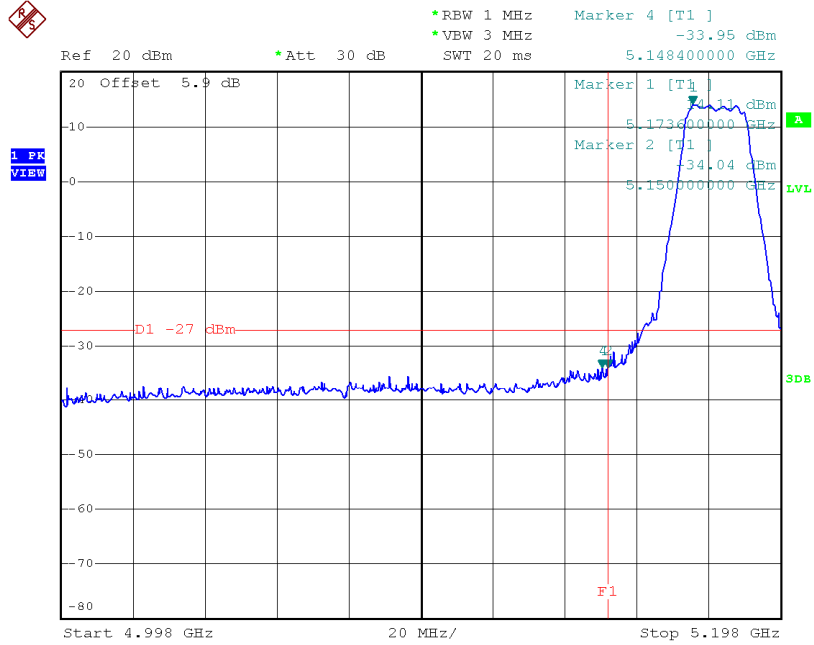
TX mode CH48



Date: 8.DEC.2014 19:59:19

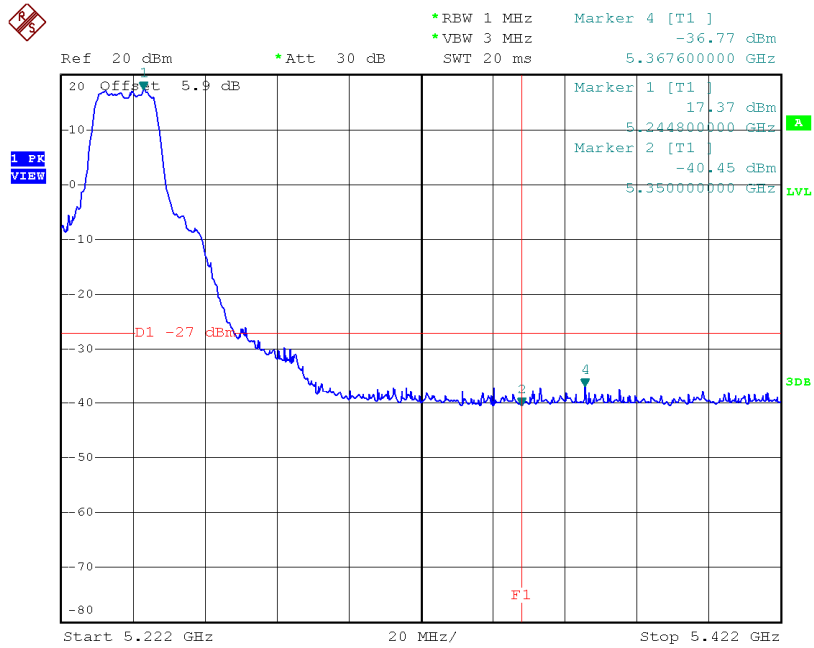
Test Mode: UNII-1/TX N20 Mode_ANT 5

TX mode CH36



Date: 8.DEC.2014 20:36:24

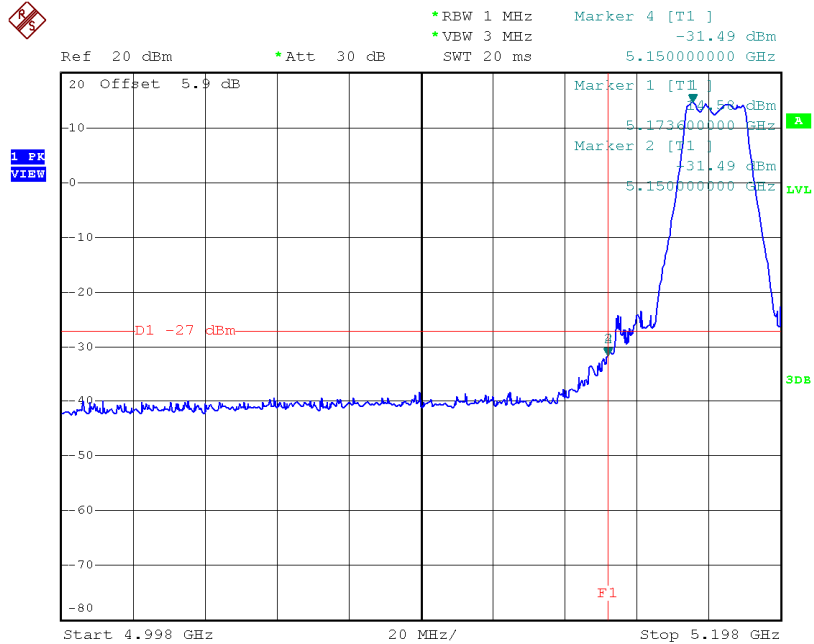
TX mode CH48



Date: 8.DEC.2014 20:41:24

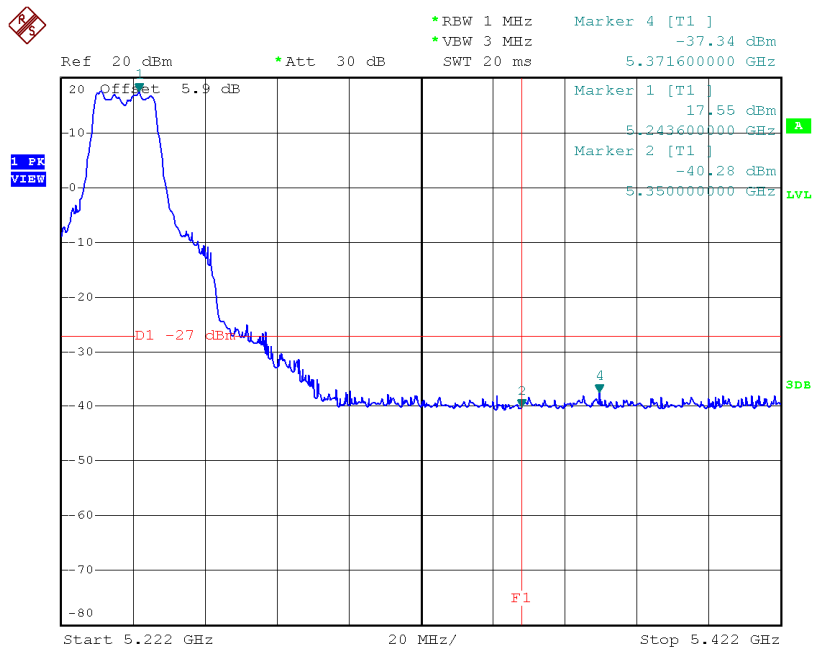
Test Mode: UNII-1/TX N20 Mode_ANT3

TX mode CH36



Date: 8.DEC.2014 21:04:16

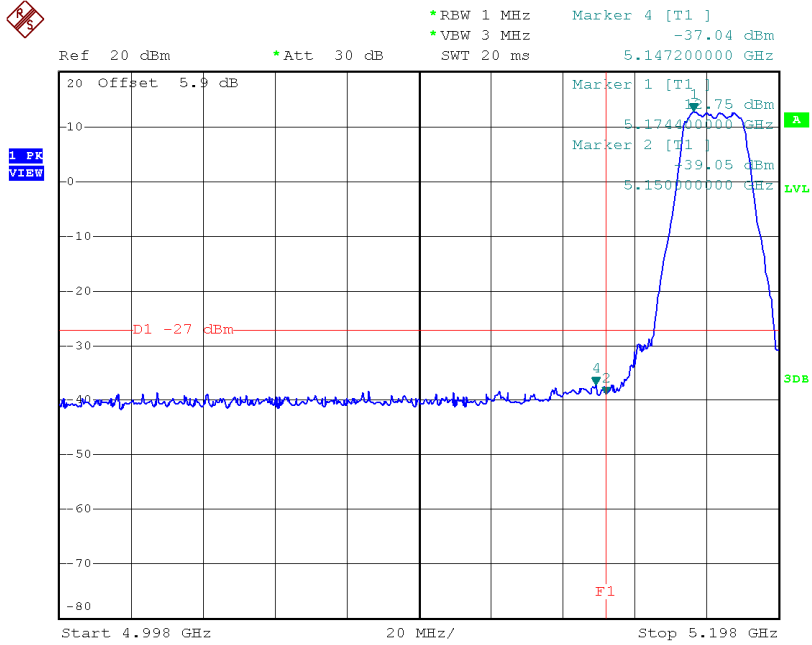
TX mode CH48



Date: 8.DEC.2014 21:02:11

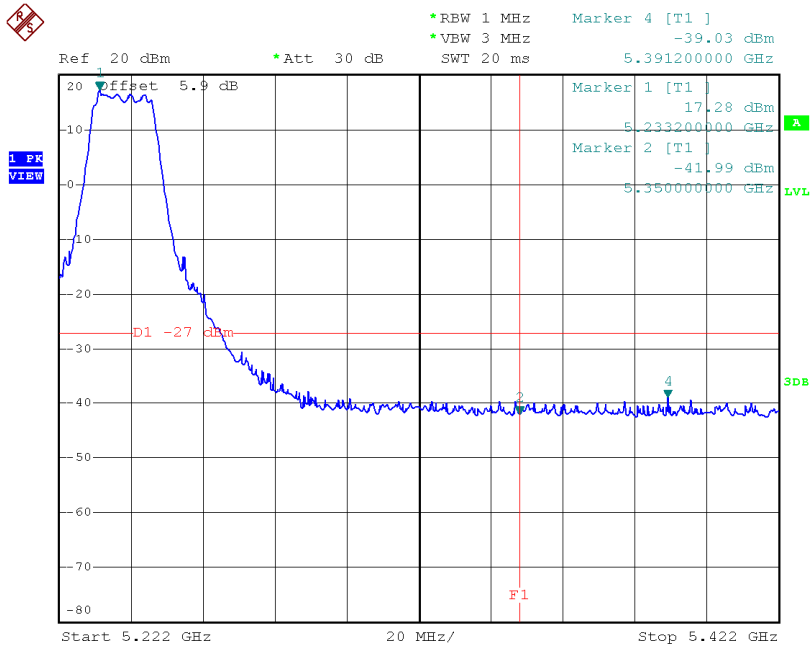
Test Mode: UNII-1/TX N20 Mode_ANT 7

TX mode CH36



Date: 8.DEC.2014 21:05:11

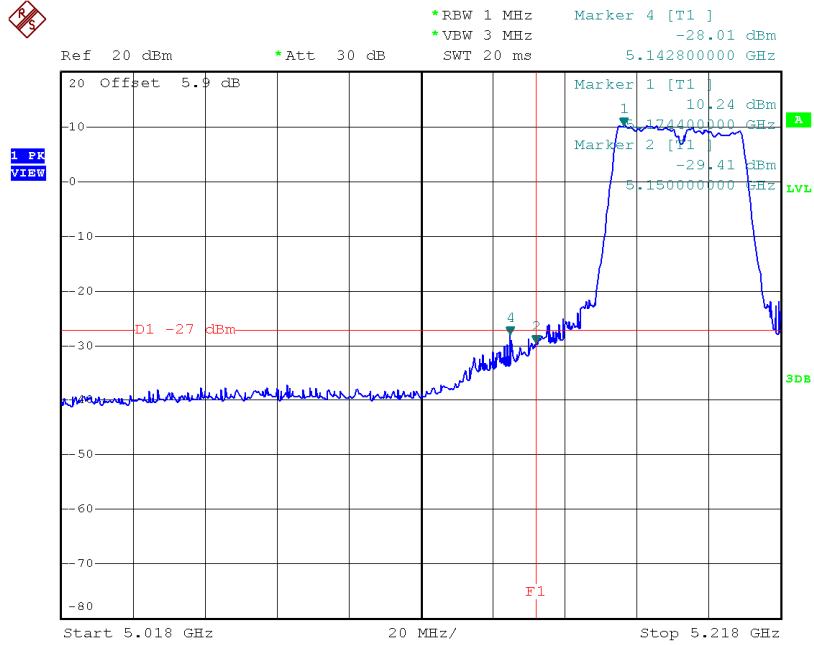
TX mode CH48



Date: 8.DEC.2014 20:58:57

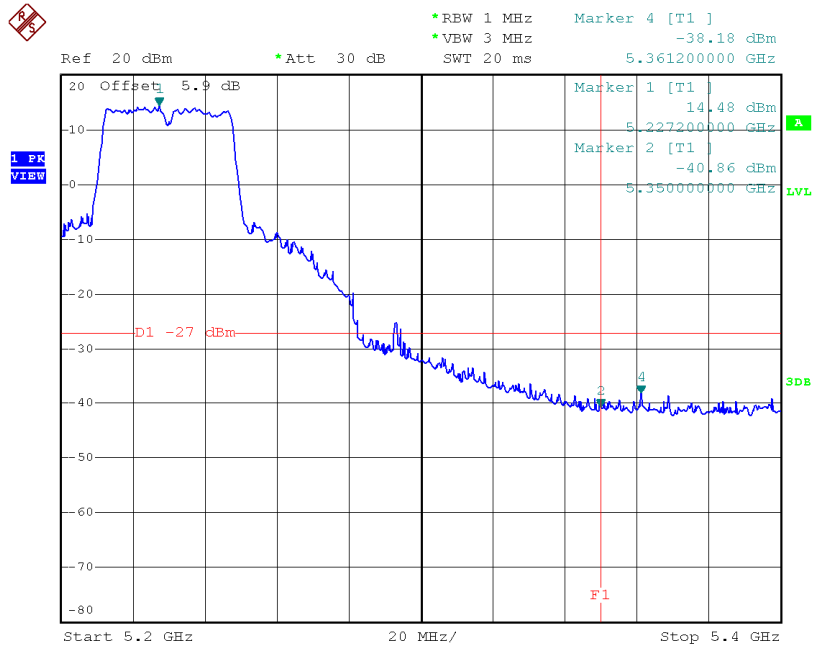
Test Mode: UNII-1/TX N40 Mode_ANT 4

TX mode CH38



Date: 9.DEC.2014 10:48:23

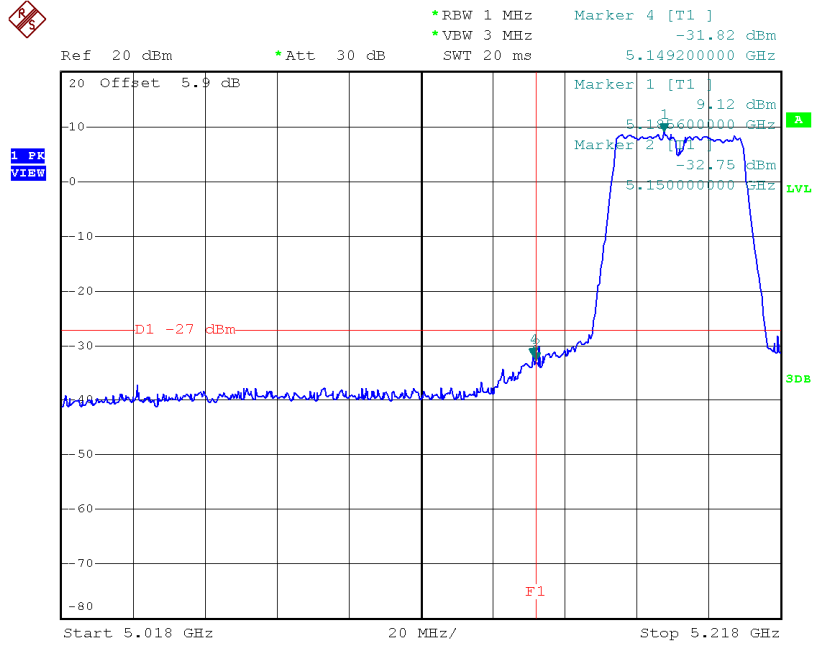
TX mode CH46



Date: 9.DEC.2014 11:01:54

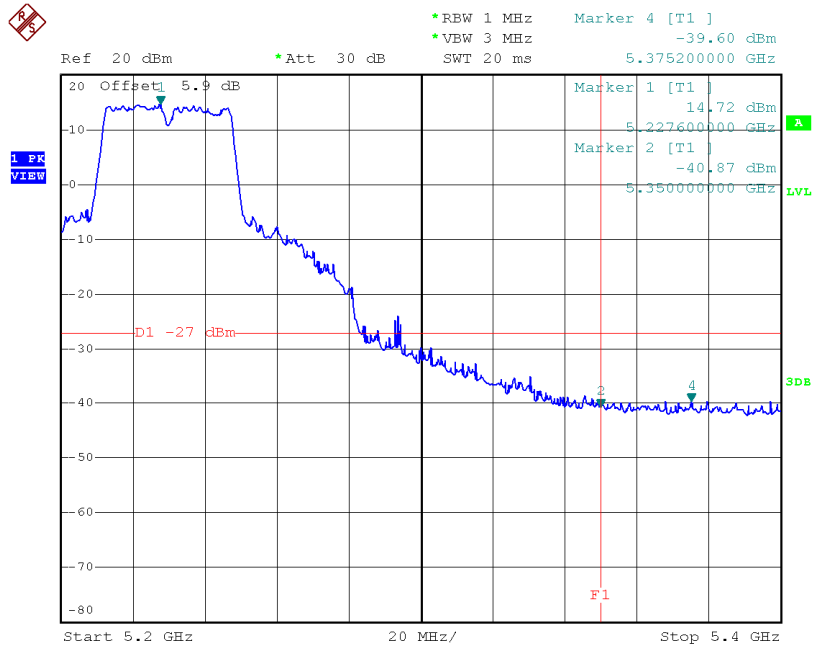
Test Mode: UNII-1/TX N40 Mode_ANT 5

TX mode CH38



Date: 9.DEC.2014 10:49:16

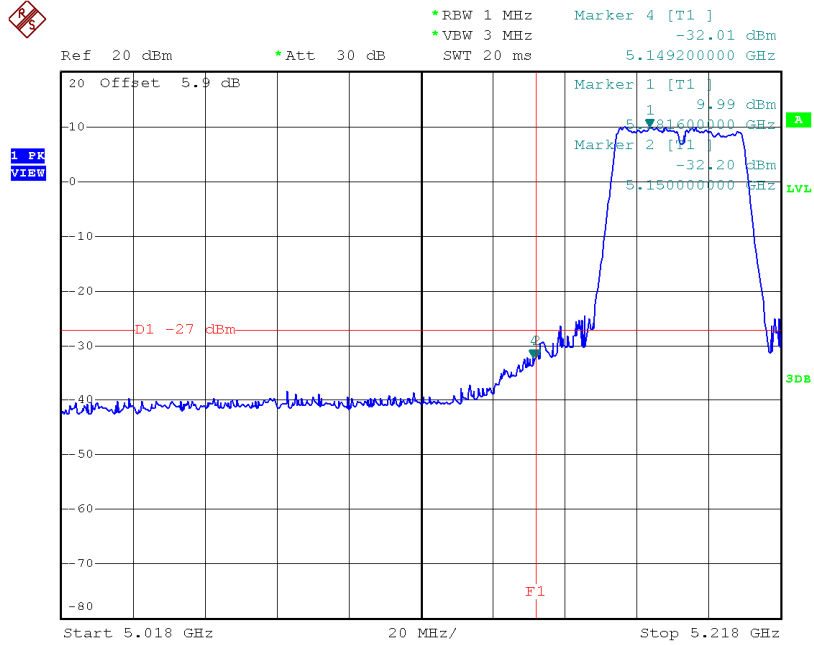
TX mode CH46



Date: 9.DEC.2014 10:59:11

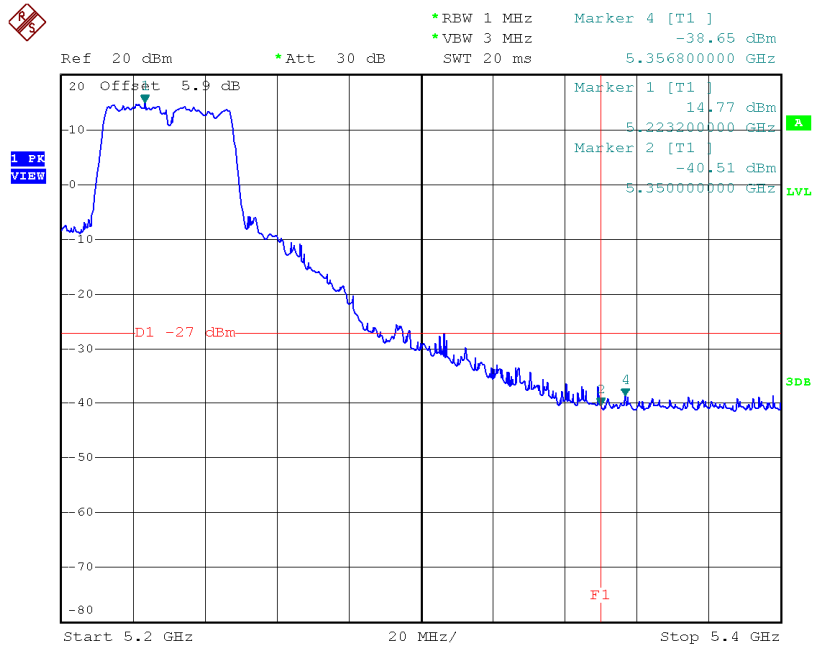
Test Mode: UNII-1/TX N40 Mode_ANT 6

TX mode CH38



Date: 9.DEC.2014 10:50:42

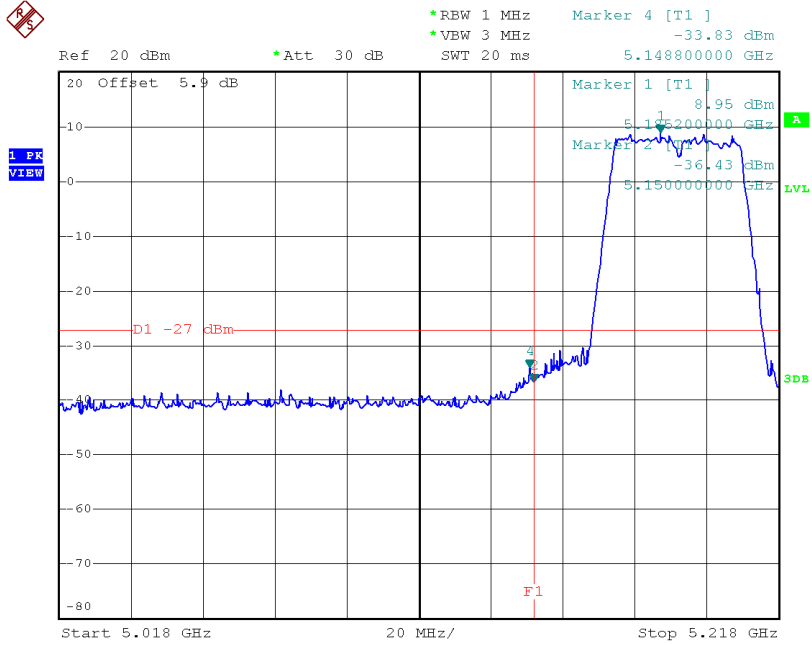
TX mode CH46



Date: 9.DEC.2014 10:56:48

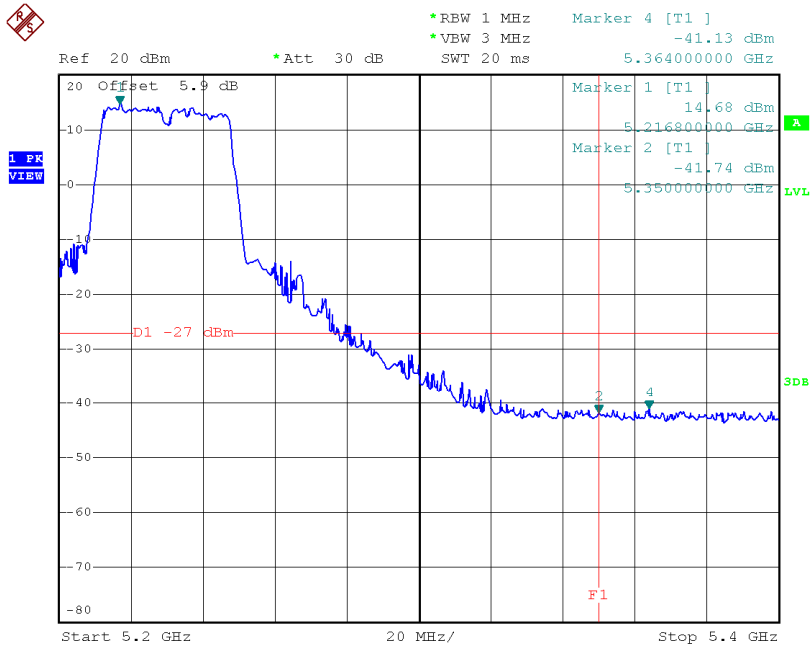
Test Mode: UNII-1/TX N40 Mode_ANT 7

TX mode CH38



Date: 9.DEC.2014 10:53:44

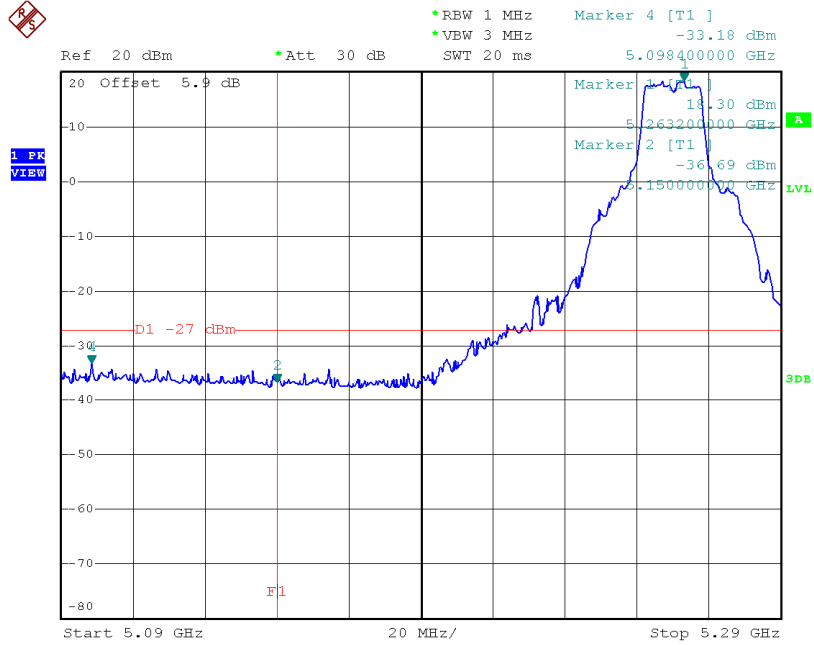
TX mode CH46



Date: 9.DEC.2014 10:55:47

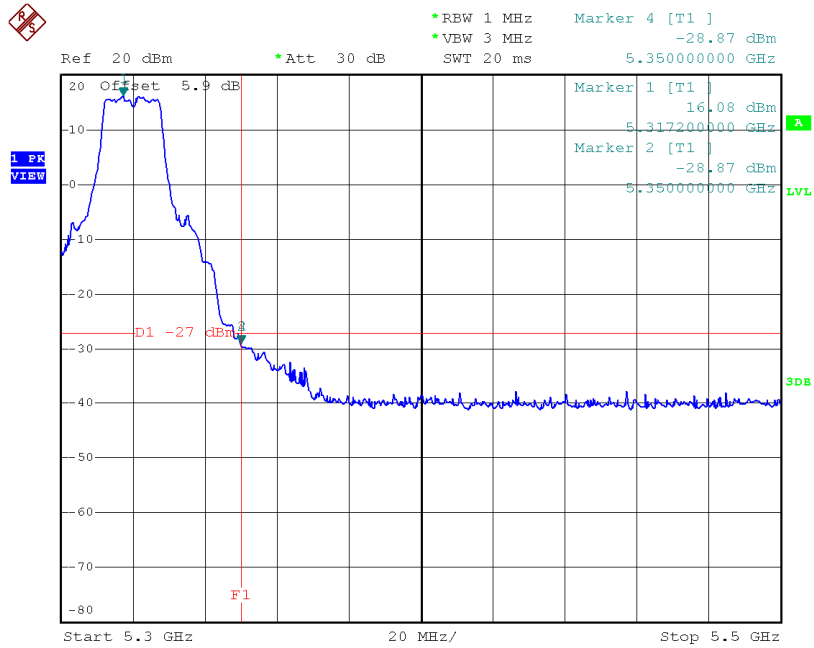
Test Mode: UNII-2A/TX A Mode4

TX mode CH52



Date: 8.DEC.2014 14:03:50

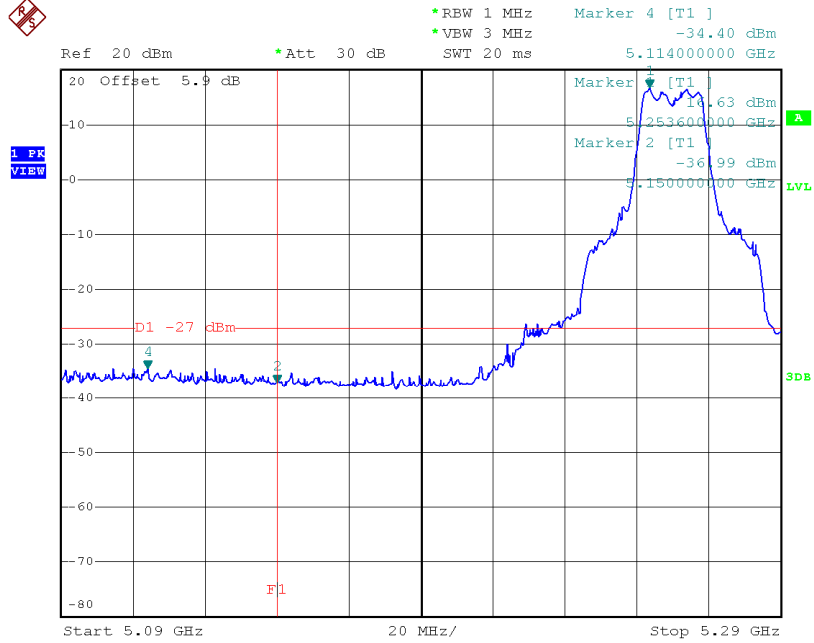
TX mode CH64



Date: 8.DEC.2014 14:06:22

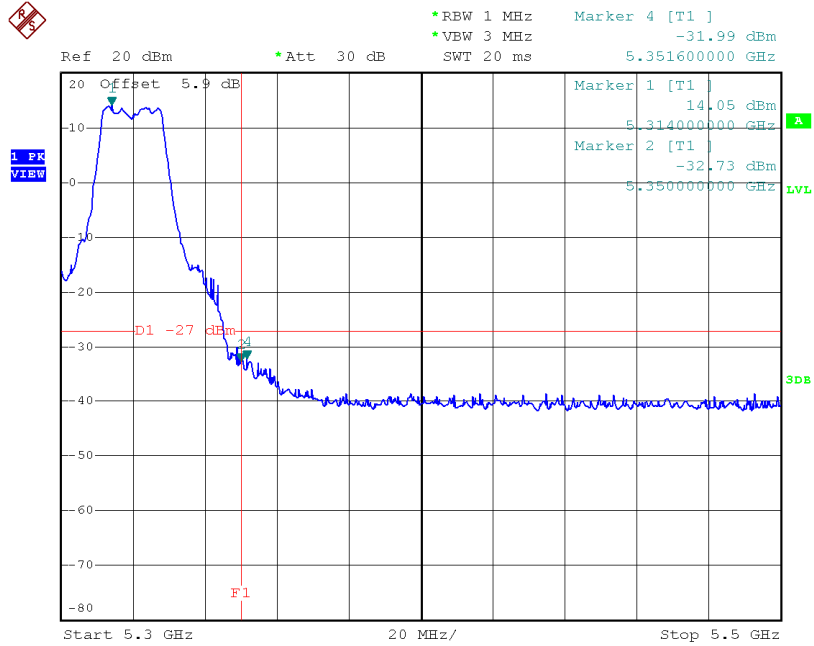
Test Mode: UNII-2A/TX N20 Mode_ANT 4

TX mode CH52



Date: 8.DEC.2014 20:24:49

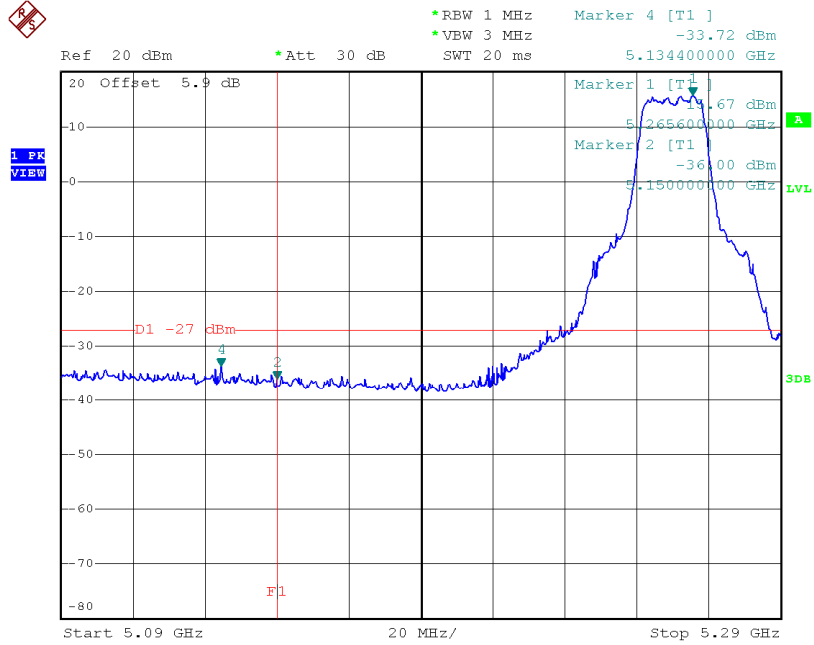
TX mode CH64



Date: 8.DEC.2014 20:03:40

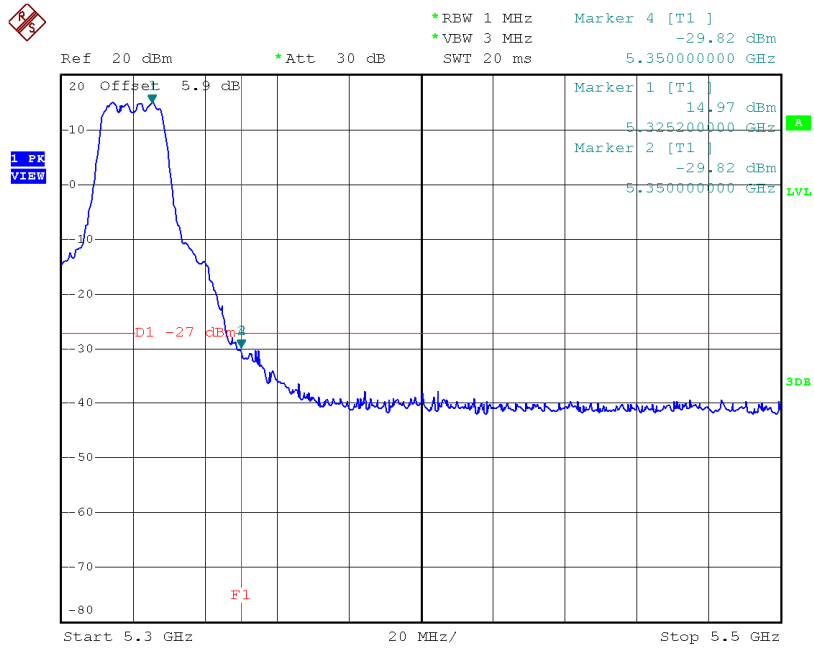
Test Mode: UNII-2A/TX N20 Mode_ANT 5

TX mode CH52



Date: 8.DEC.2014 20:42:26

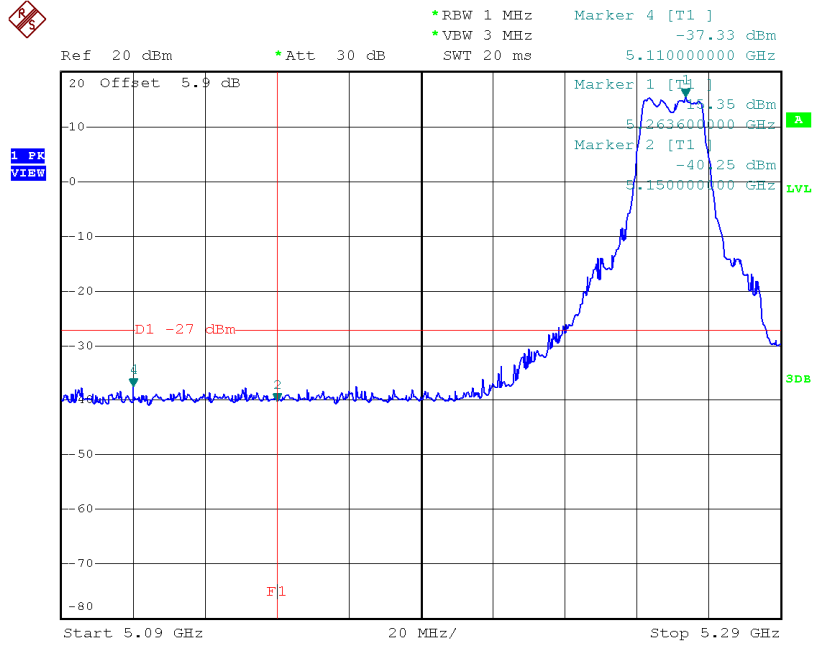
TX mode CH64



Date: 8.DEC.2014 20:44:37

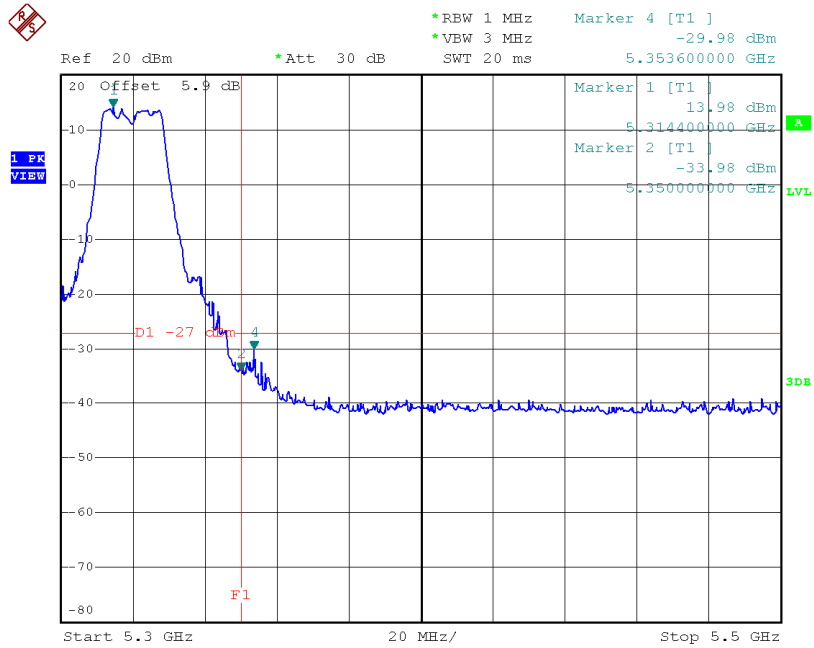
Test Mode: UNII-2A/TX N20 Mode_ANT 6

TX mode CH52



Date: 8.DEC.2014 21:07:23

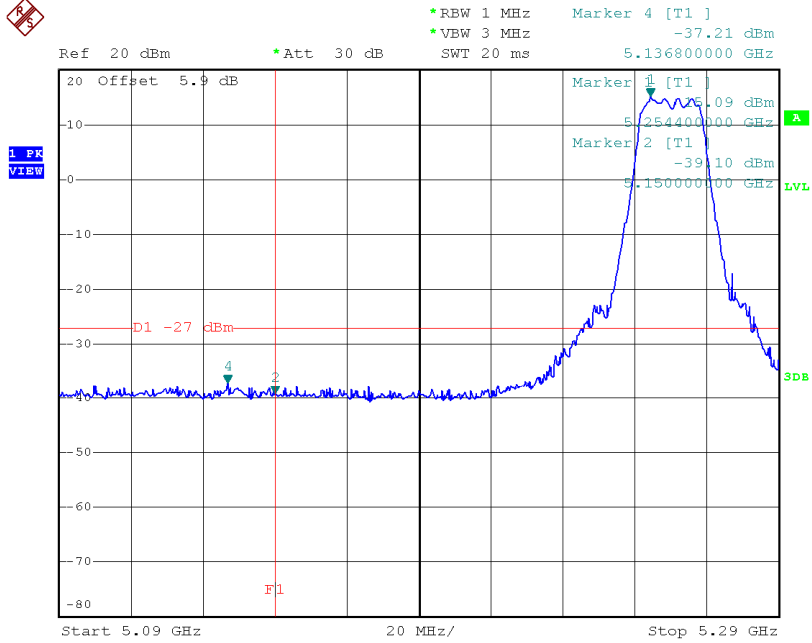
TX mode CH64



Date: 8.DEC.2014 21:15:02

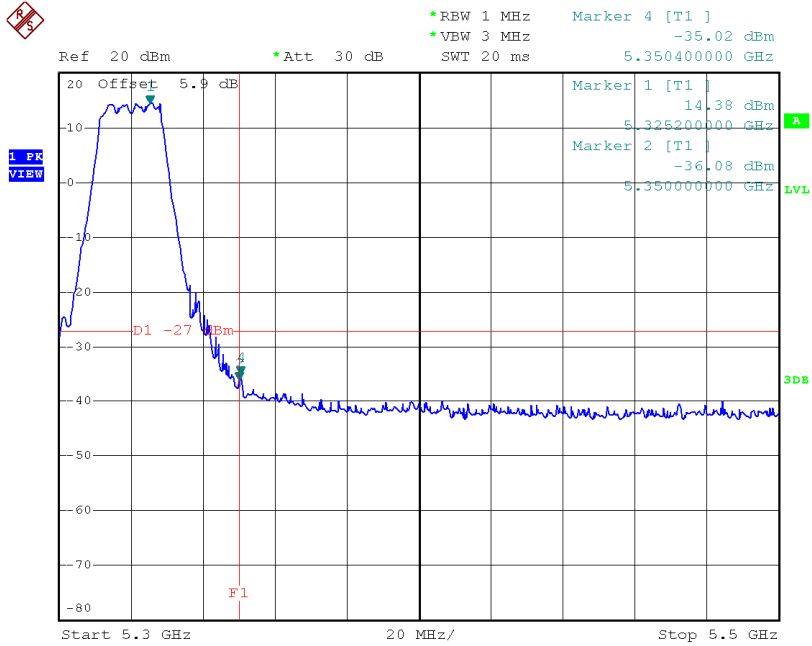
Test Mode: UNII-2A/TX N20 Mode_ANT 7

TX mode CH52



Date: 8.DEC.2014 21:06:30

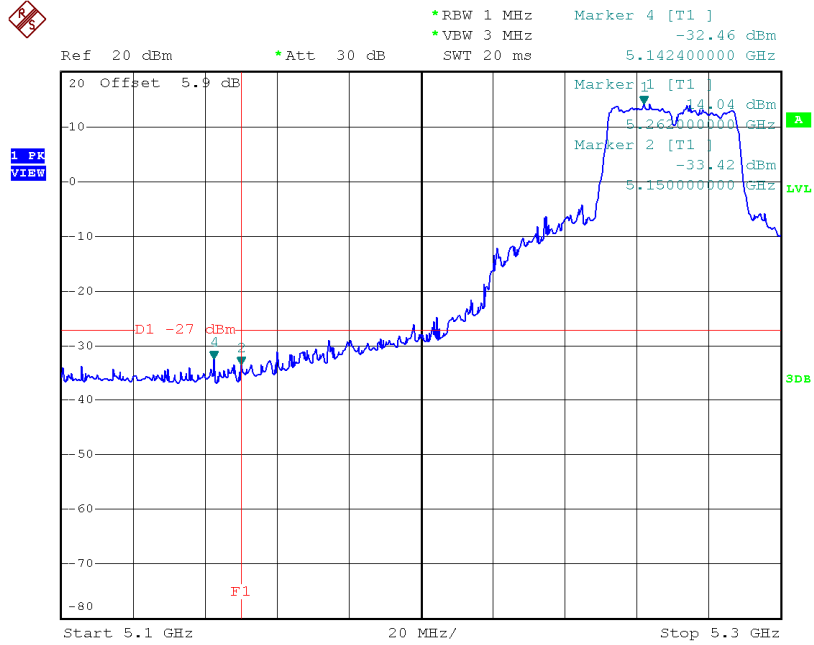
TX mode CH64



Date: 8.DEC.2014 21:16:11

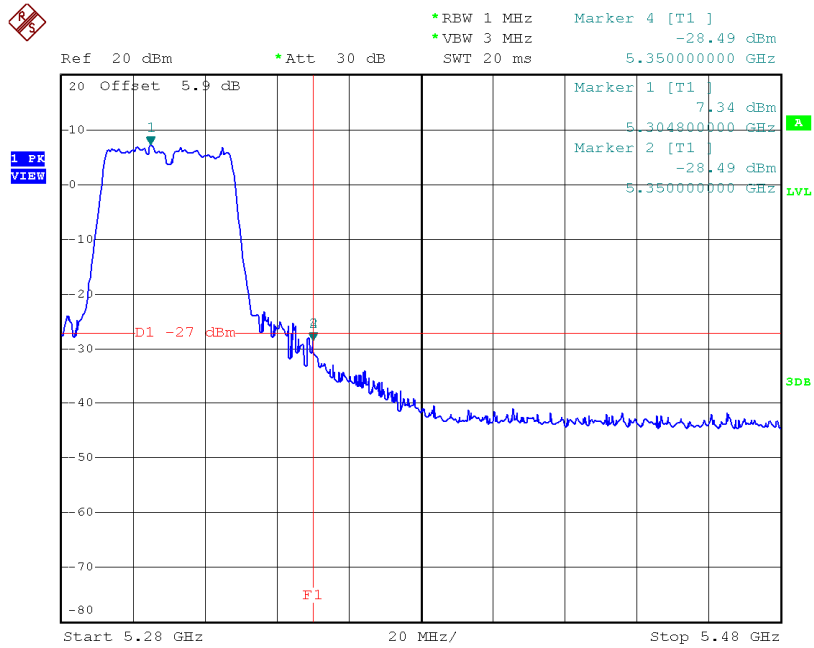
Test Mode: UNII-2A/TX N40 Mode_ANT 4

TX mode CH54



Date: 9.DEC.2014 11:05:44

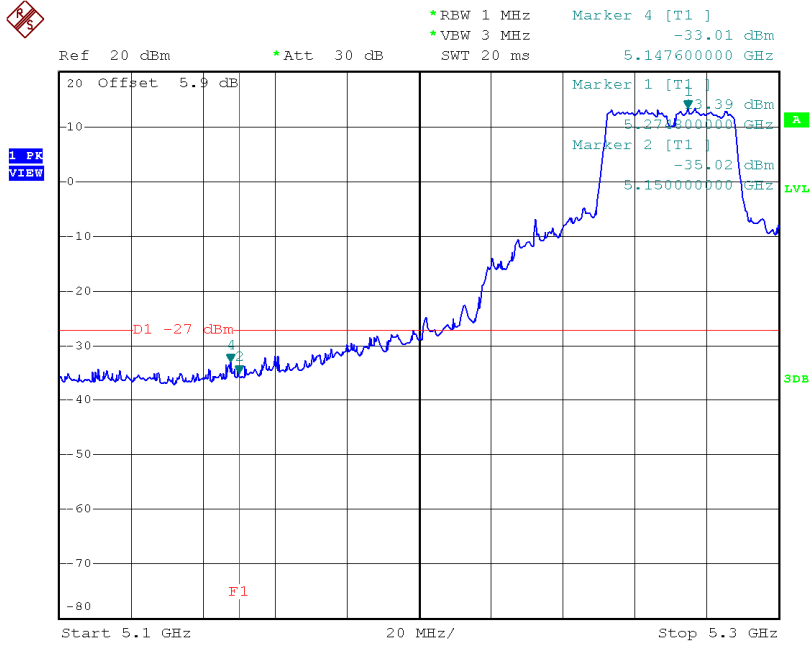
TX mode CH62



Date: 9.DEC.2014 11:13:52

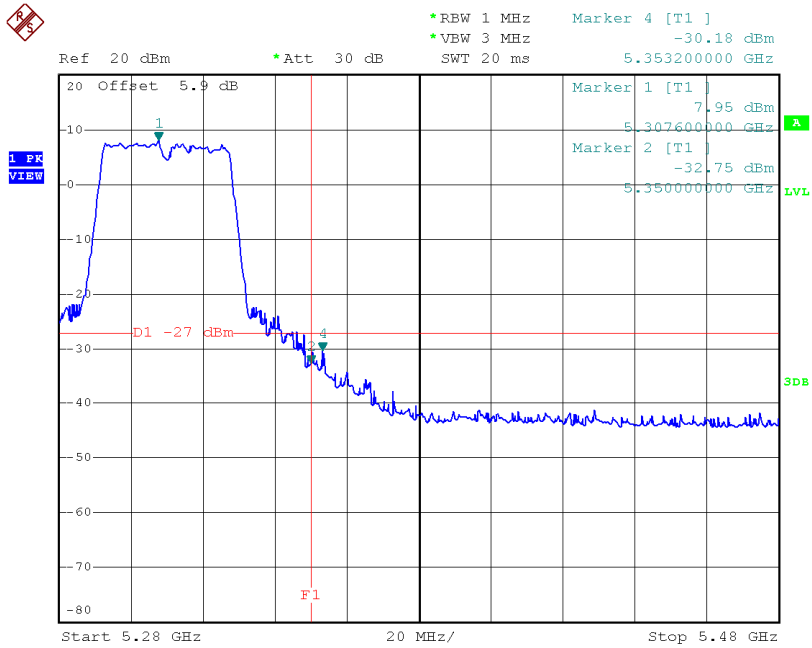
Test Mode: UNII-2A/TX N40 Mode_ANT 5

TX mode CH54



Date: 9.DEC.2014 11:03:33

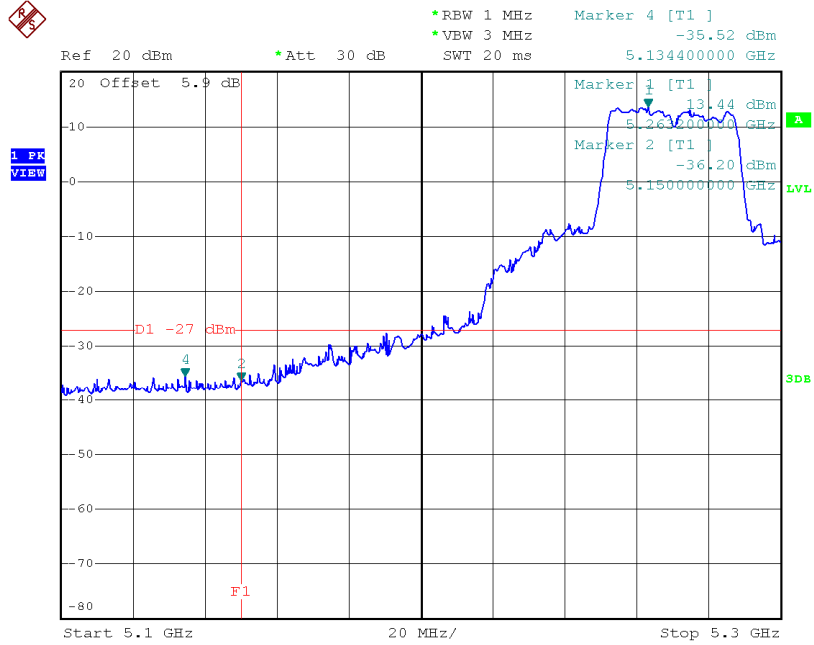
TX mode CH62



Date: 9.DEC.2014 11:15:33

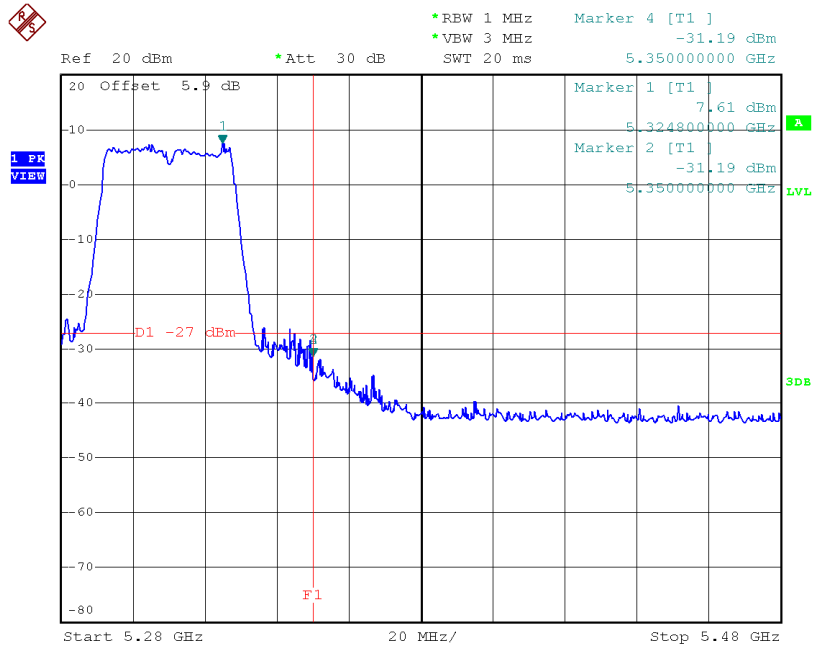
Test Mode: UNII-2A/TX N40 Mode_ANT 6

TX mode CH54



Date: 9.DEC.2014 11:06:54

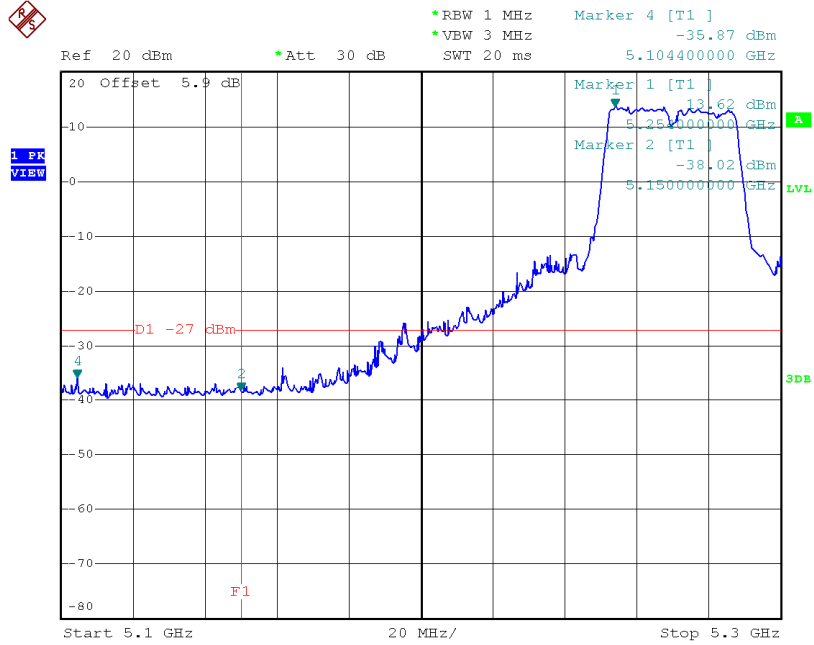
TX mode CH62



Date: 9.DEC.2014 11:11:37

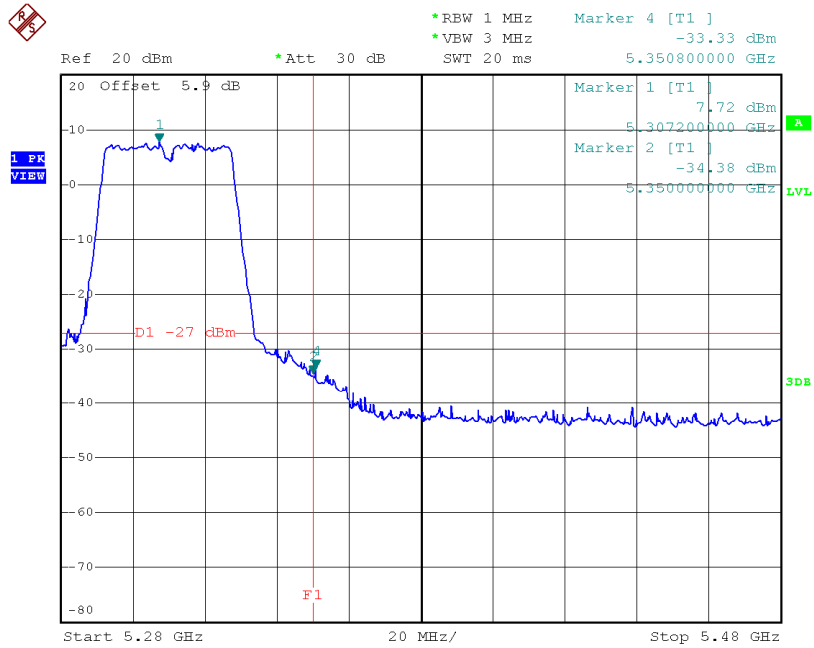
Test Mode: UNII-2A/TX N40 Mode_ANT 7

TX mode CH54



Date: 9.DEC.2014 11:07:54

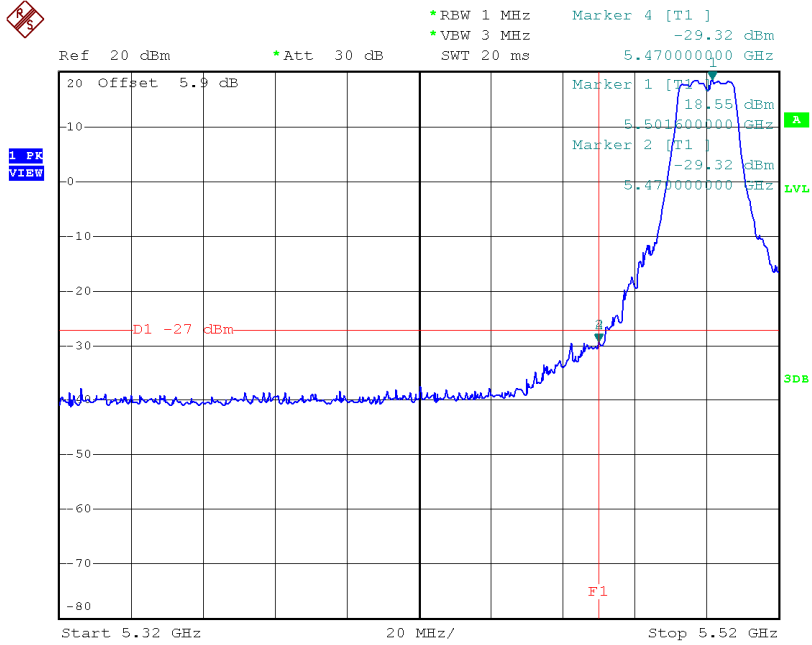
TX mode CH62



Date: 9.DEC.2014 11:12:53

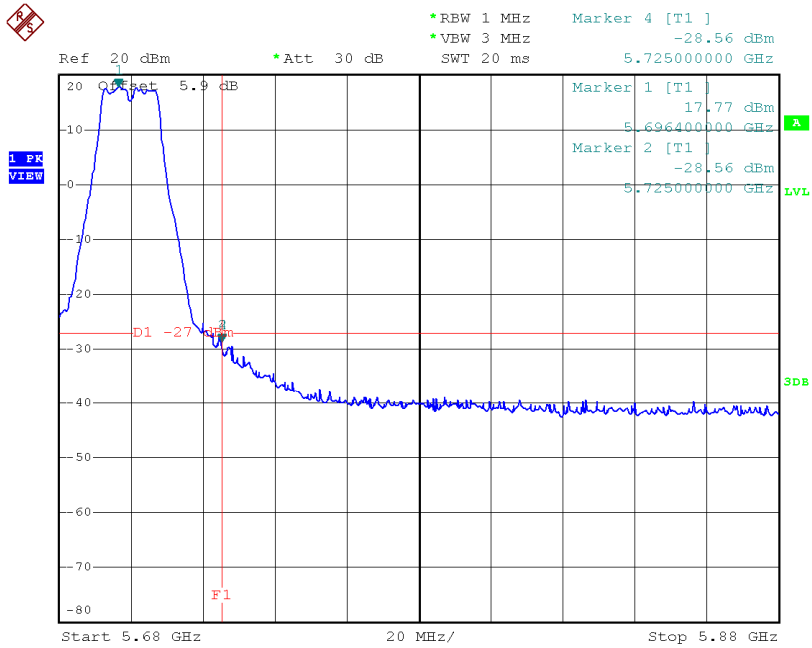
Test Mode: UNII-2C/TX A Mode

TX mode CH100



Date: 8.DEC.2014 14:09:35

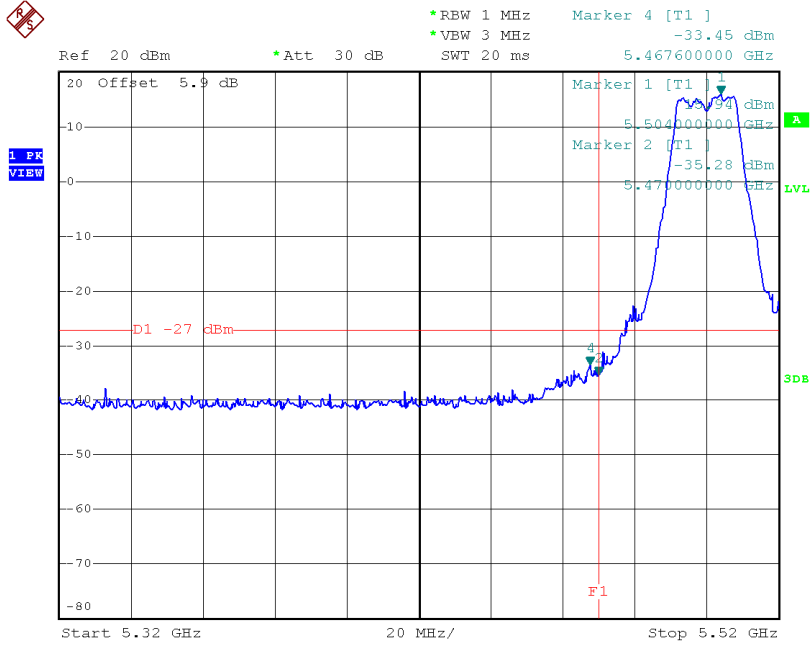
TX mode CH140



Date: 8.DEC.2014 19:35:59

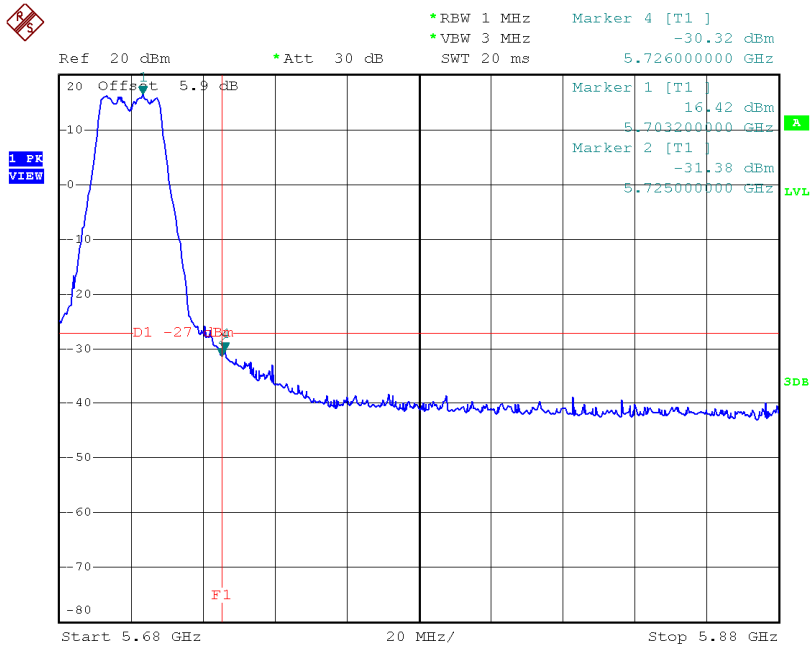
Test Mode: UNII-2C/TX N20 Mode_ANT 4

TX mode CH100



Date: 8.DEC.2014 20:14:33

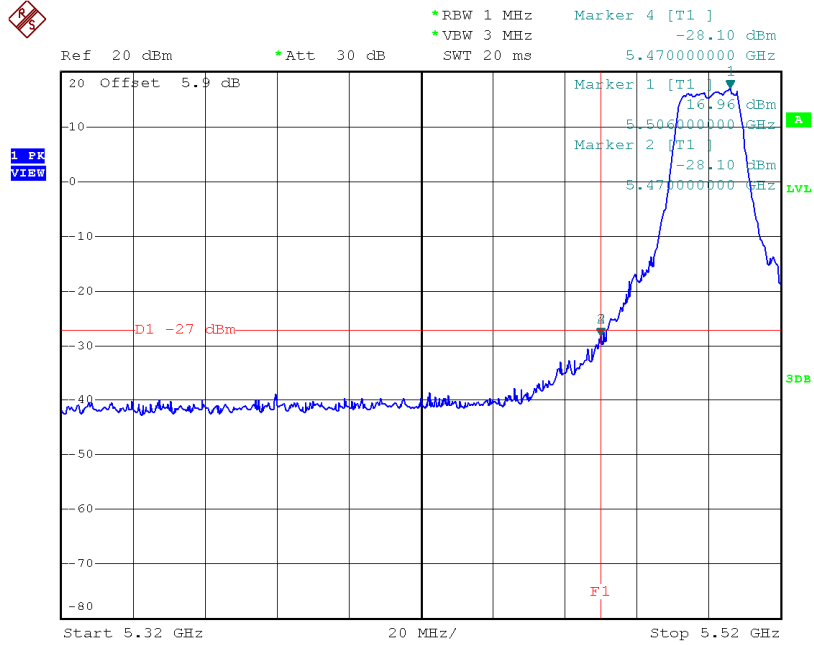
TX mode CH140



Date: 8.DEC.2014 20:23:09

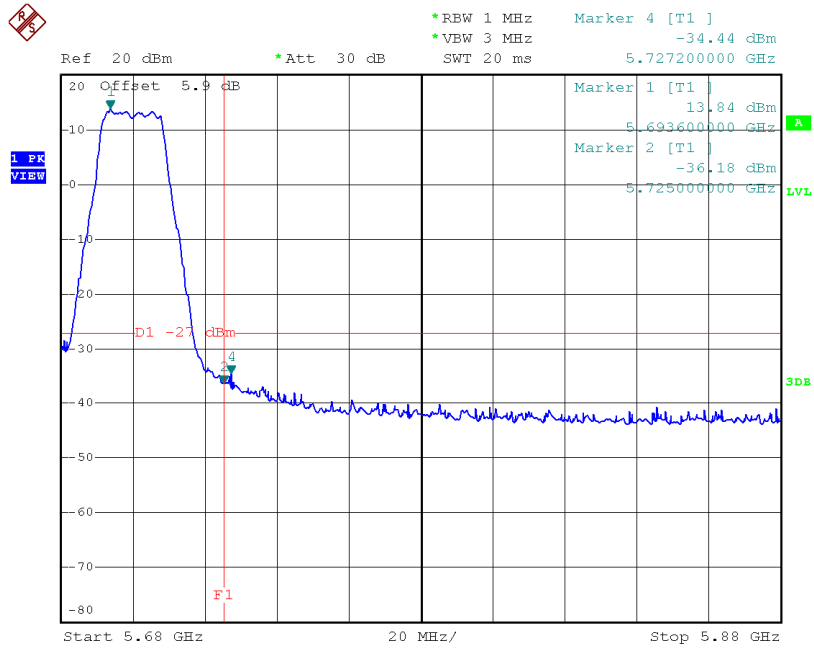
Test Mode: UNII-2C/TX N20 Mode_ANT 5

TX mode CH100



Date: 8.DEC.2014 20:47:35

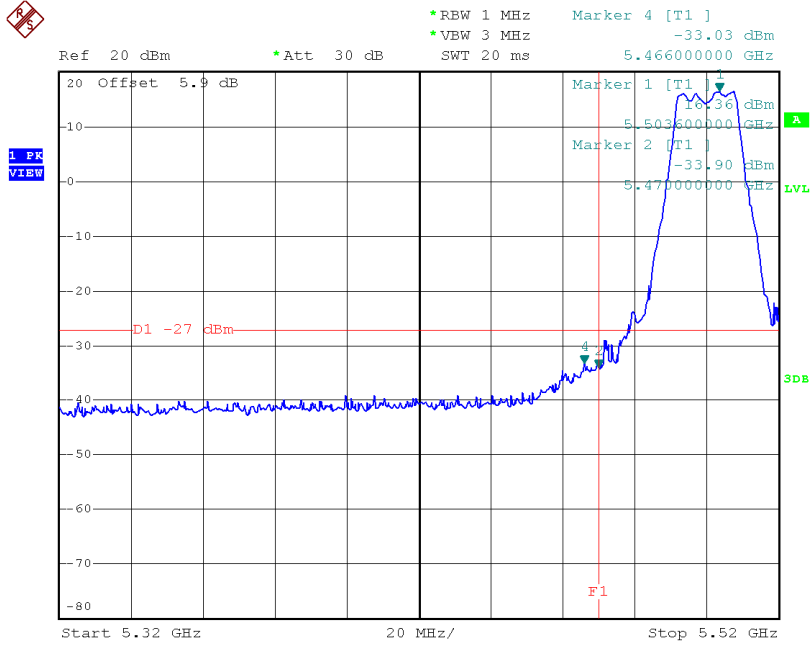
TX mode CH140



Date: 8.DEC.2014 20:49:54

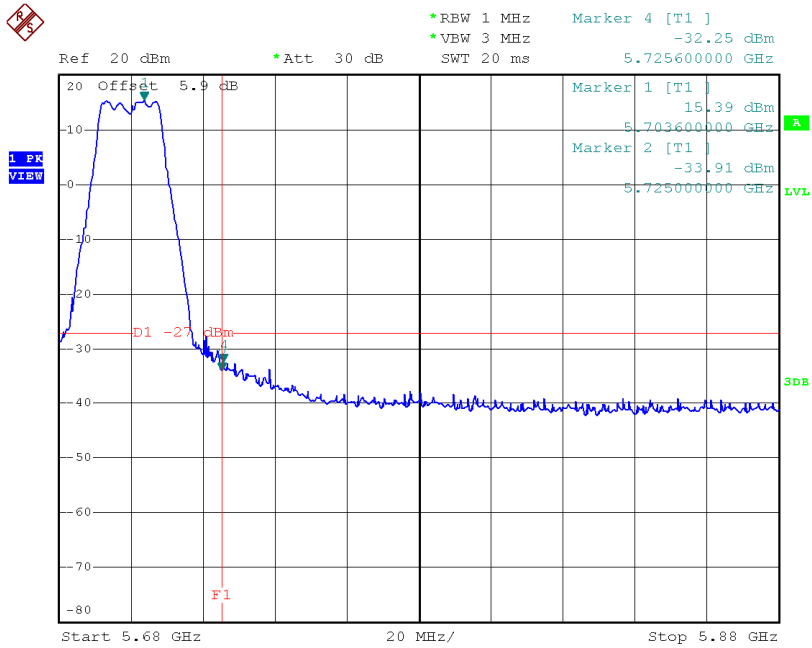
Test Mode: UNII-2C/TX N20 Mode_ANT 6

TX mode CH100



Date: 8.DEC.2014 21:18:14

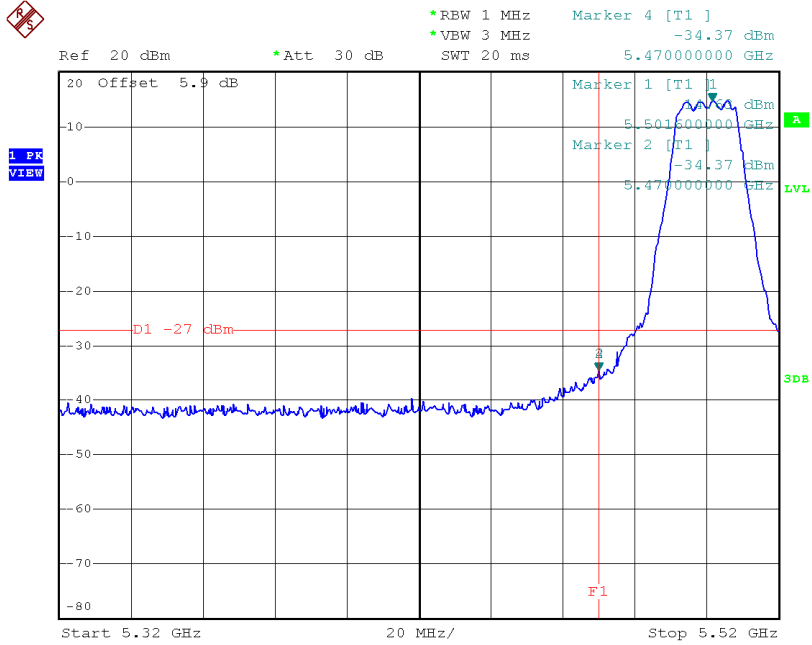
TX mode CH140



Date: 9.DEC.2014 08:04:25

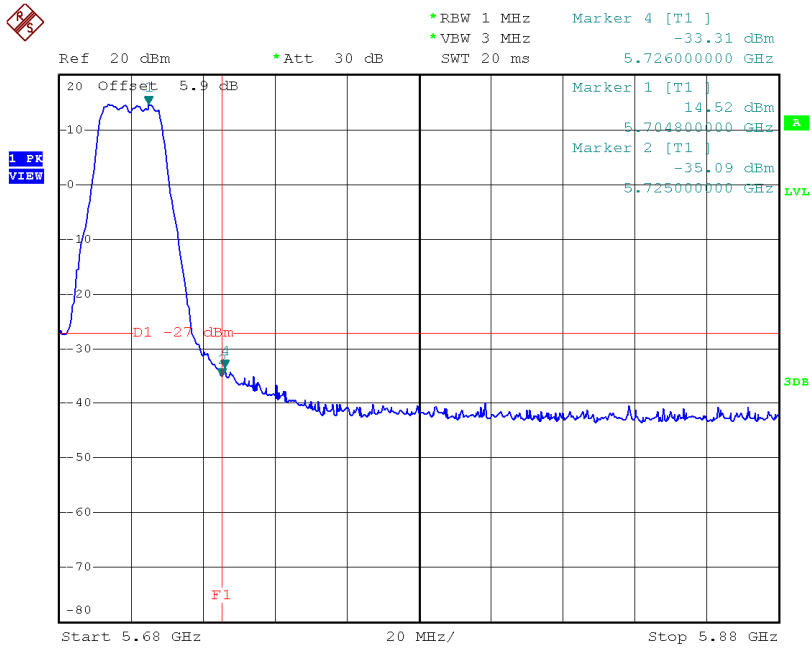
Test Mode: UNII-2C/TX N20 Mode_ANT 7

TX mode CH100



Date: 8.DEC.2014 21:17:23

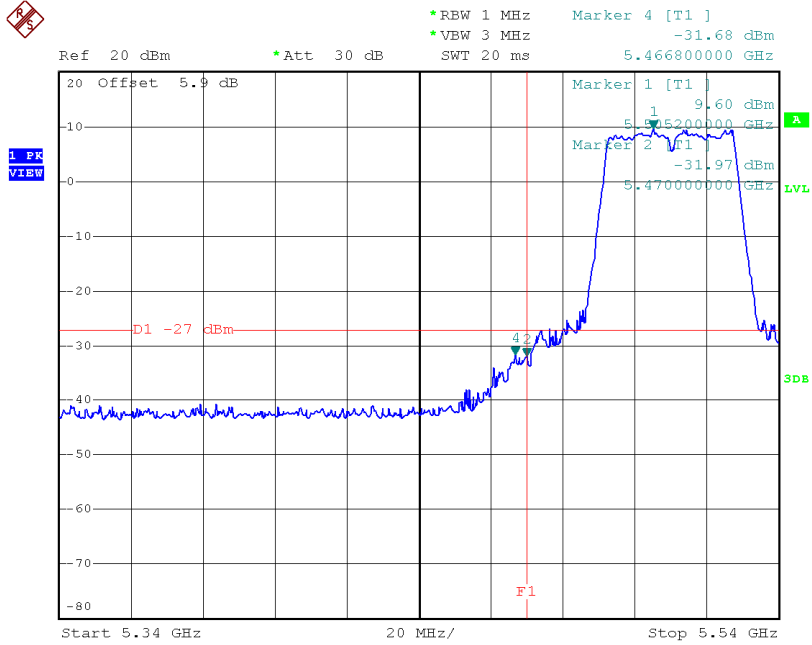
TX mode CH140



Date: 9.DEC.2014 08:05:57

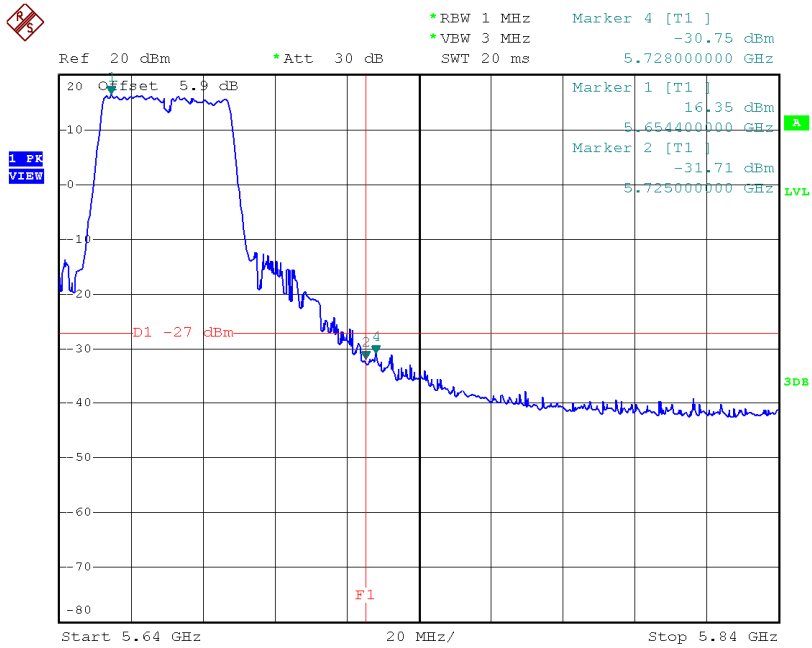
Test Mode: UNII-2C/TX N40 Mode_ANT 4

TX mode CH102



Date: 9.DEC.2014 11:20:45

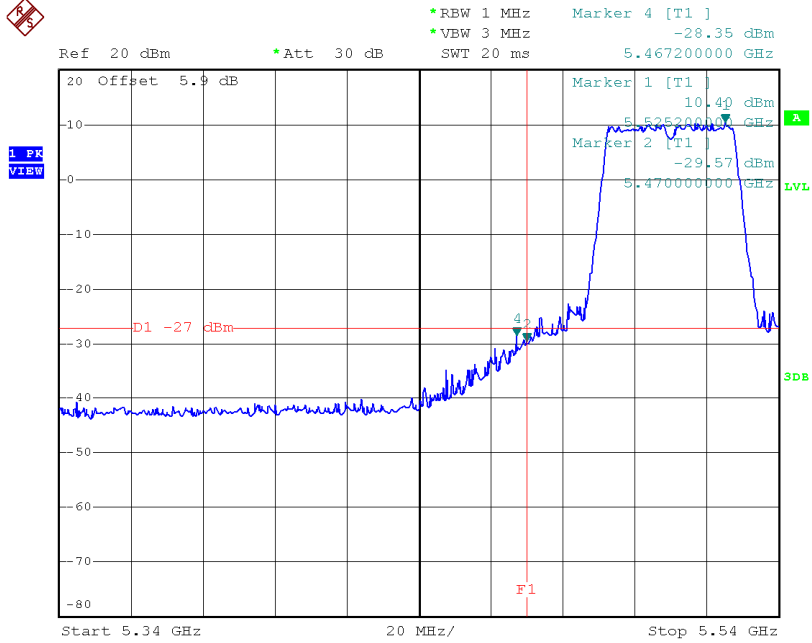
TX mode CH134



Date: 9.DEC.2014 13:13:35

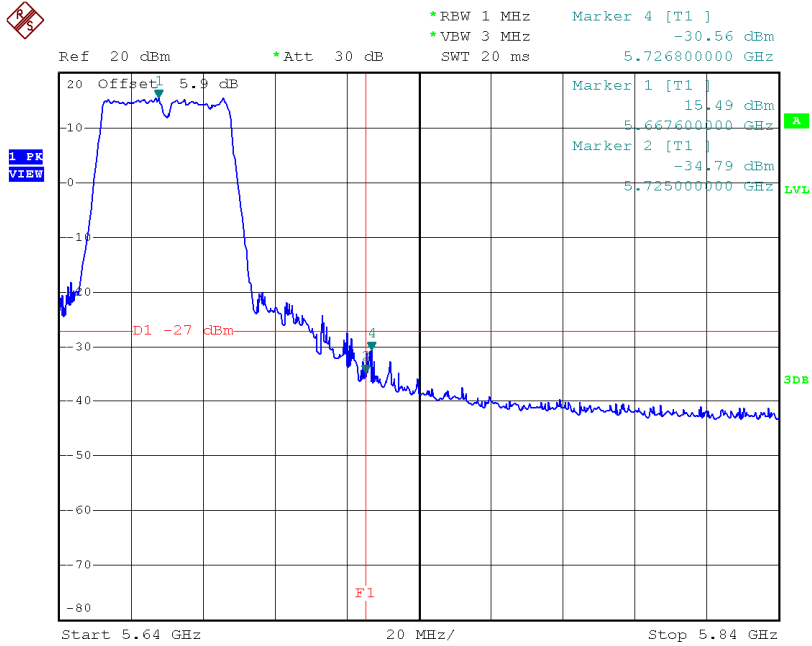
Test Mode: UNII-2C/TX N40 Mode_ANT 5

TX mode CH102



Date: 9.DEC.2014 11:19:46

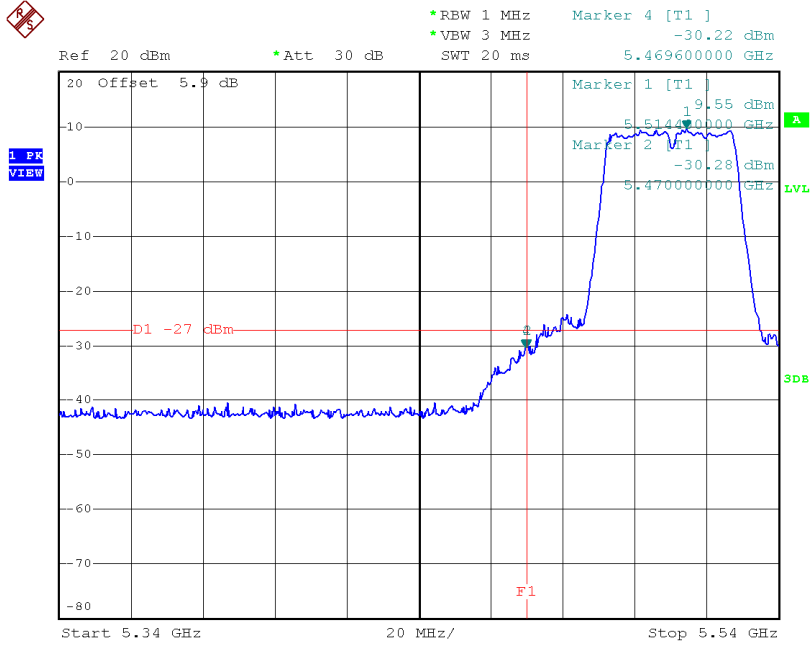
TX mode CH134



Date: 9.DEC.2014 13:11:52

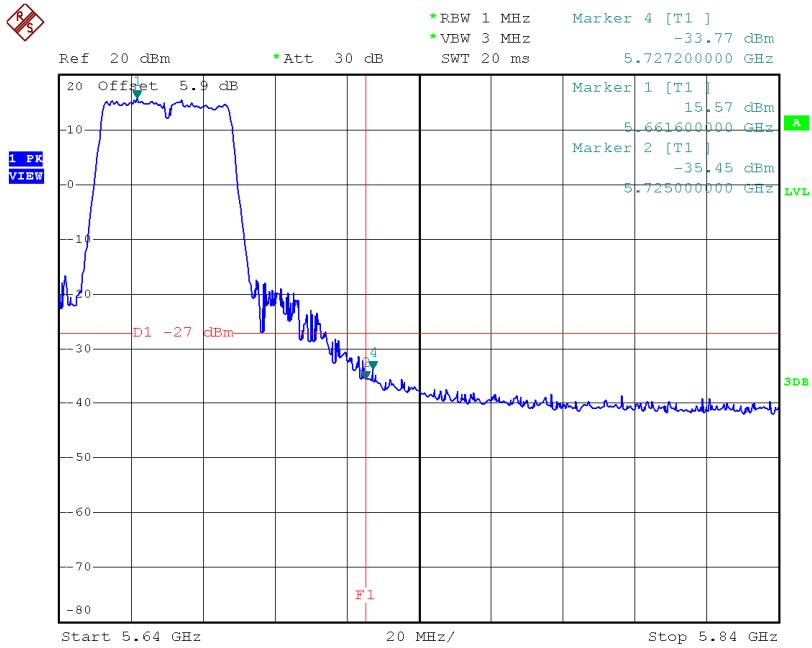
Test Mode: UNII-2C/TX N40 Mode_ANT 6

TX mode CH102



Date: 9.DEC.2014 12:55:47

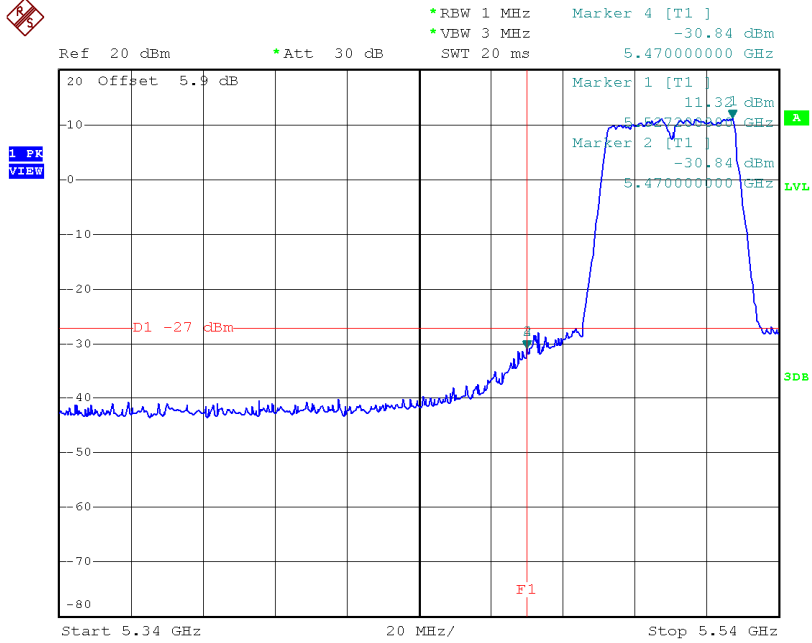
TX mode CH134



Date: 9.DEC.2014 13:10:40

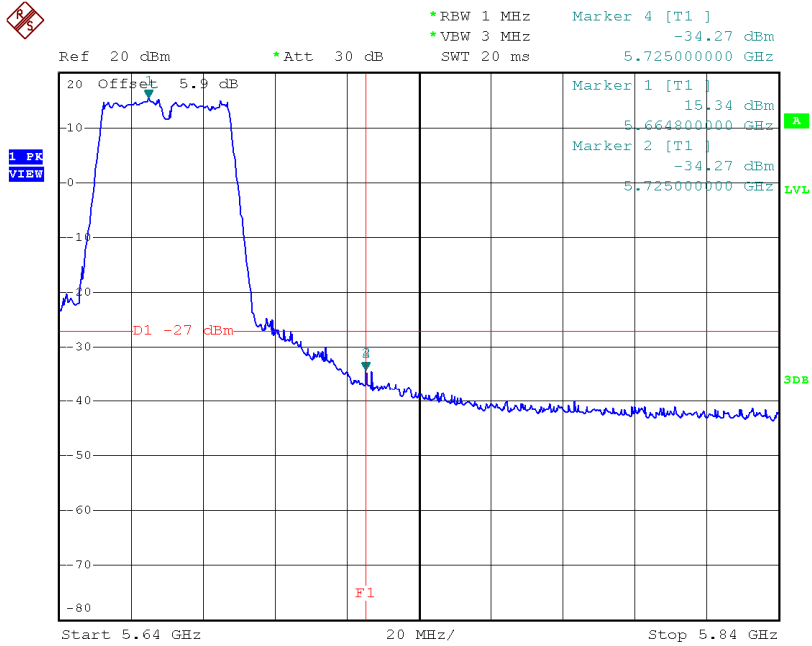
Test Mode: UNII-2C/TX N40 Mode_ANT 7

TX mode CH102



Date: 9.DEC.2014 12:57:11

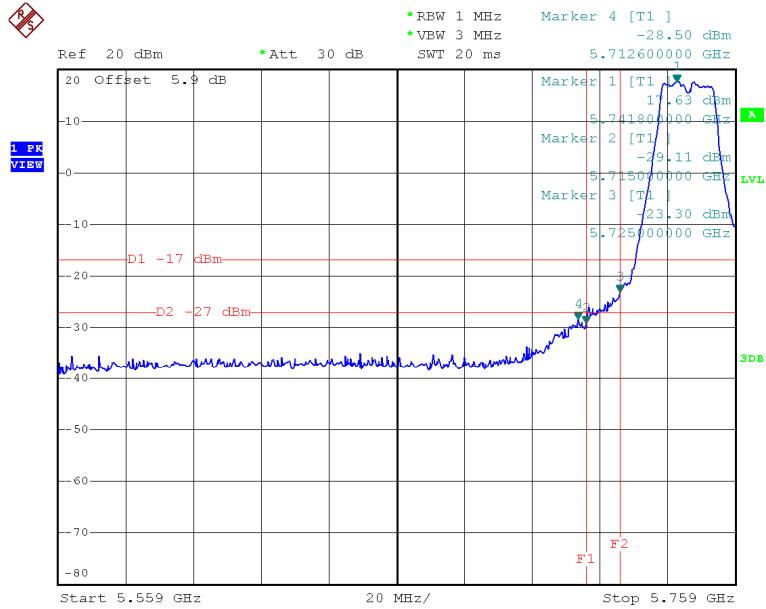
TX mode CH134



Date: 9.DEC.2014 13:09:48

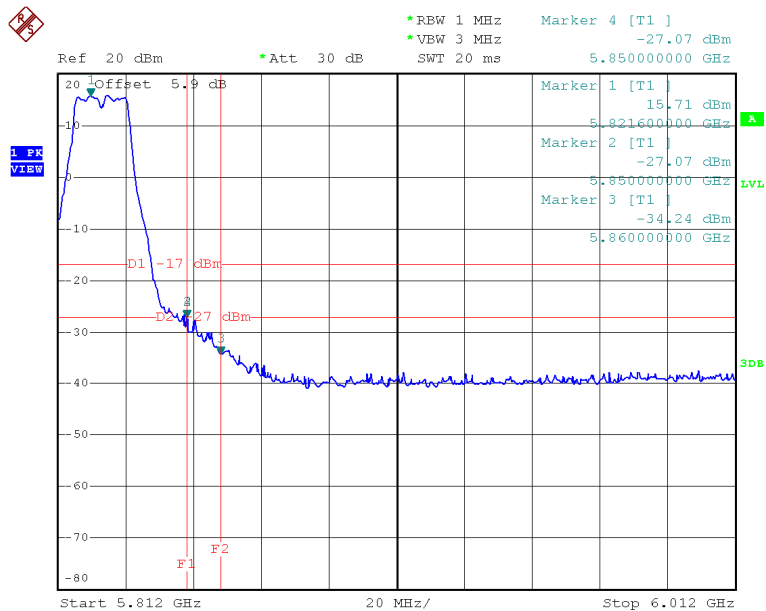
Test Mode: UNII-3/TX A Mode

TX A Mode CH149



Date: 8.DEC.2014 14:14:15

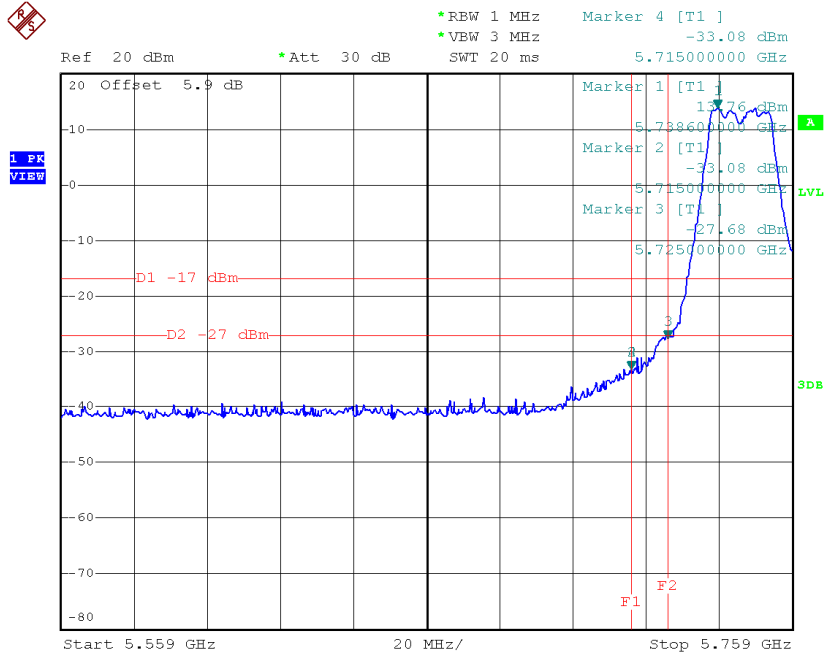
TX A Mode CH165



Date: 8.DEC.2014 14:17:13

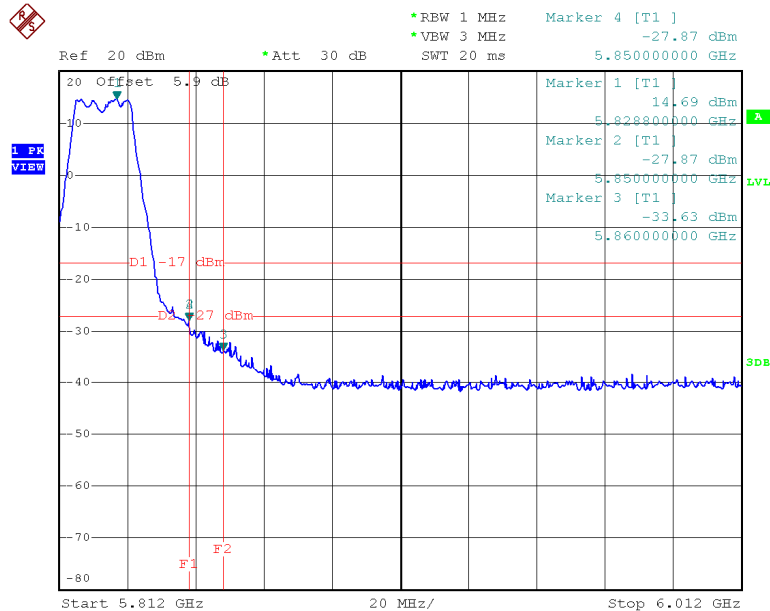
Test Mode: UNII-3/TX N20 Mode_ANT 4

TX HT20 mode CH149



Date: 8.DEC.2014 20:29:01

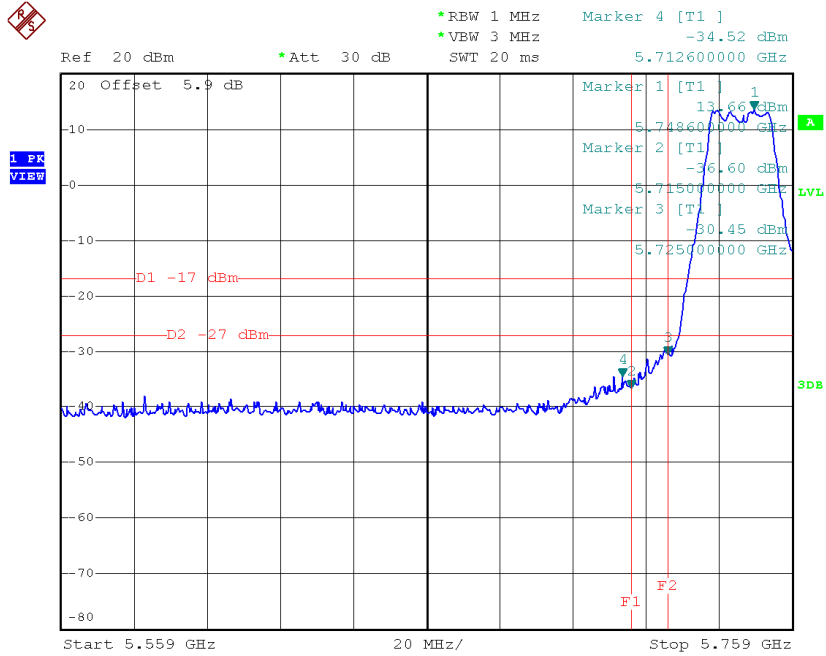
TX HT20 mode CH165



Date: 8.DEC.2014 20:30:46

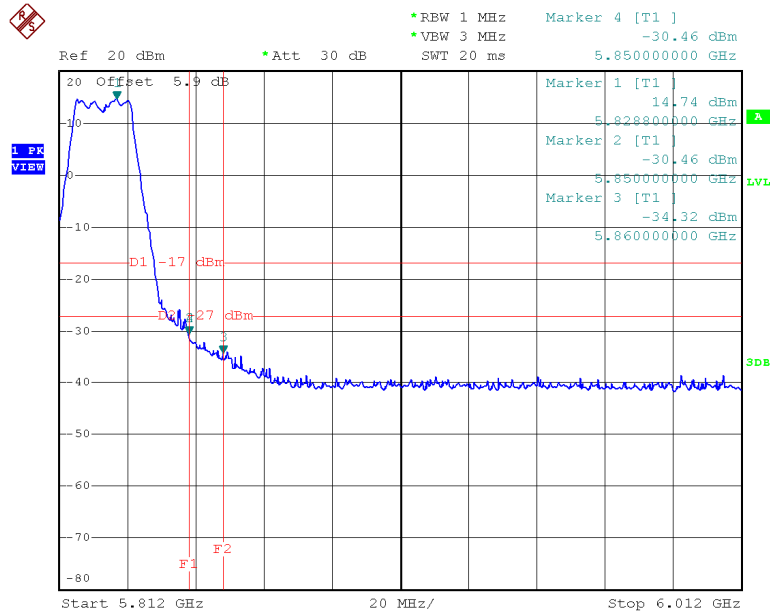
Test Mode: UNII-3/TX N20 Mode_ANT 6

TX HT20 mode CH149



Date: 9.DEC.2014 08:10:14

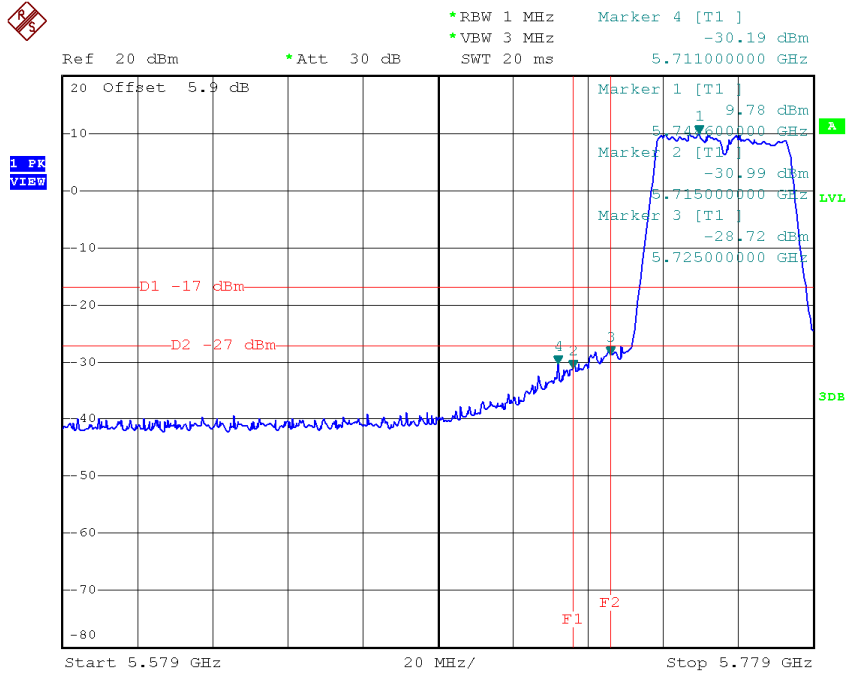
TX HT20 mode CH165



Date: 9.DEC.2014 08:17:39

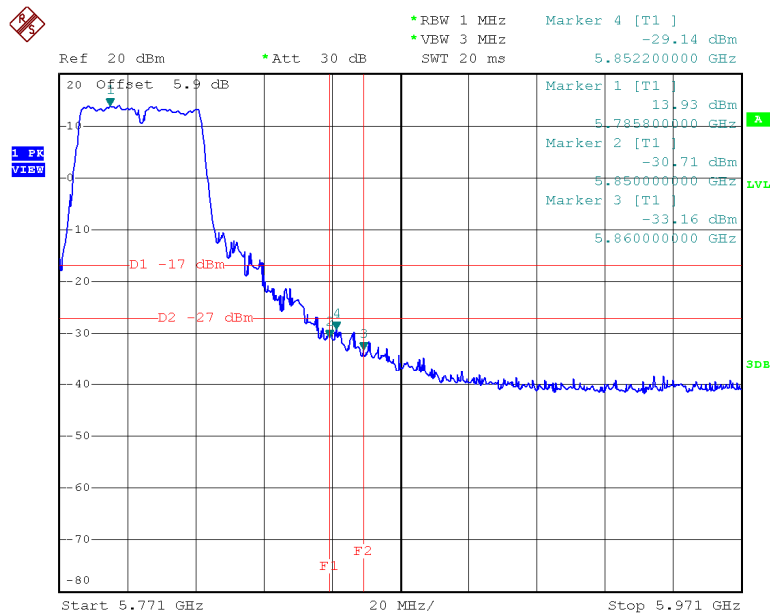
Test Mode: UNII-3/TX N40 Mode_ANT 4

UNII-3/TX HT40 mode CH151



Date: 9.DEC.2014 13:15:24

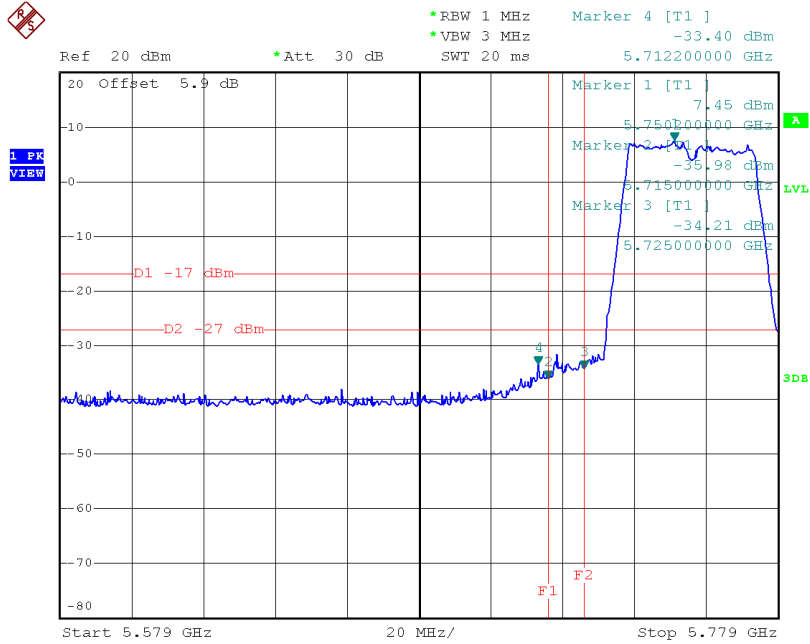
UNII-3/TX HT40 mode CH159



Date: 9.DEC.2014 13:25:34

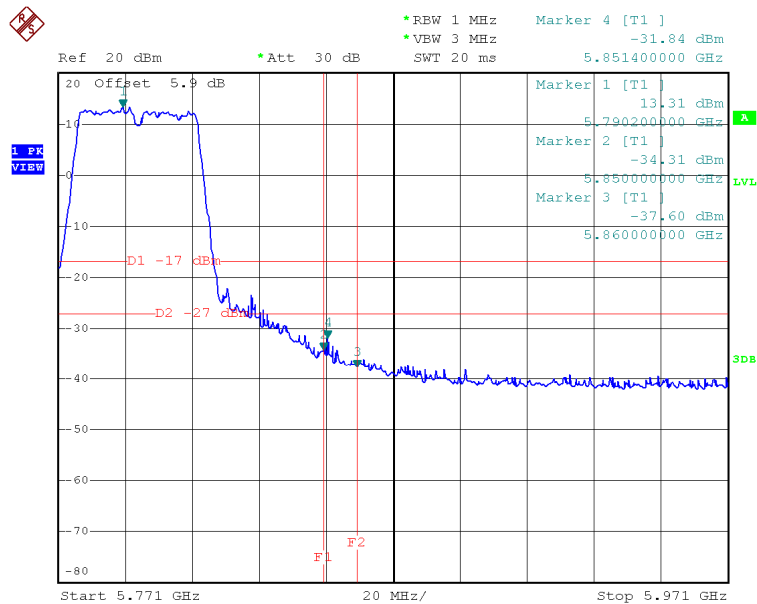
Test Mode: UNII-3/TX N40 Mode_ANT 5

TX HT40 mode CH151



Date: 9.DEC.2014 13:17:01

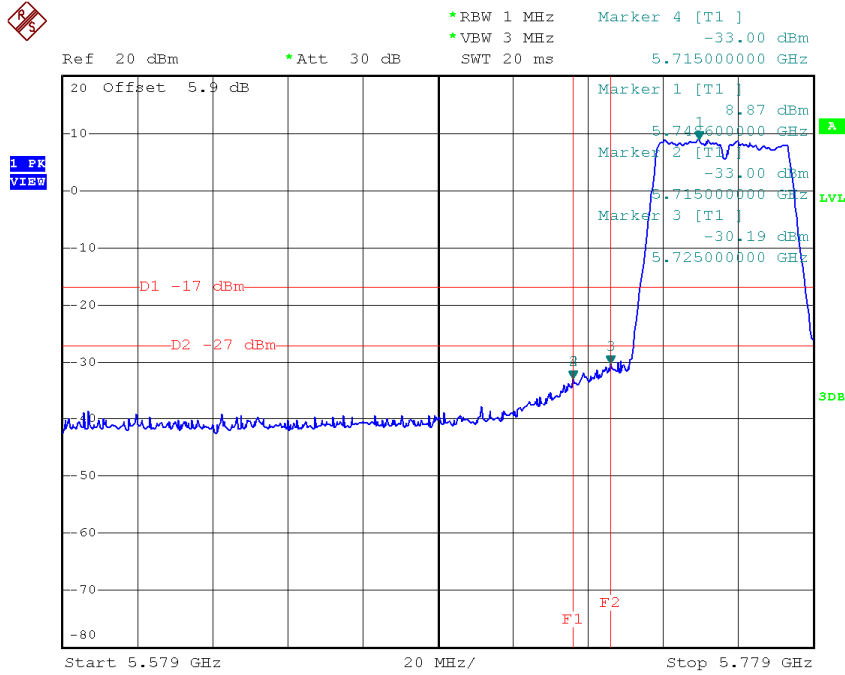
HT40 mode CH159



Date: 9.DEC.2014 13:24:00

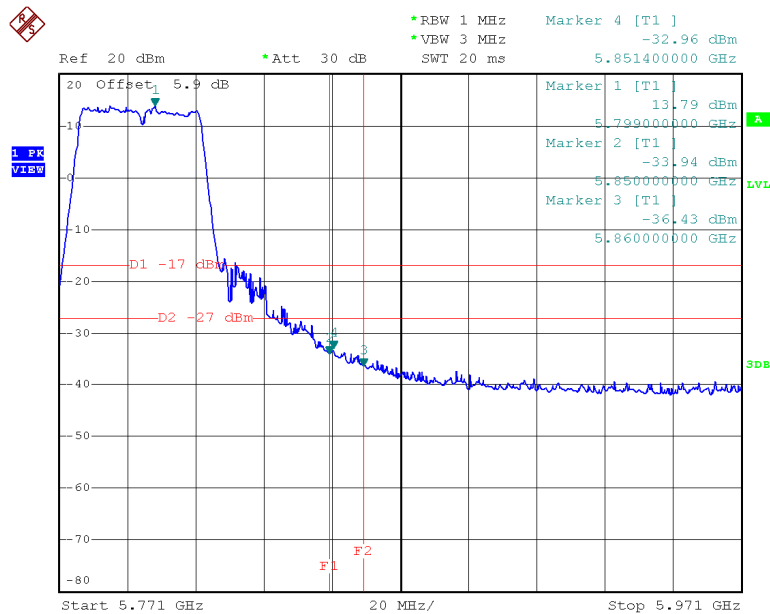
Test Mode: UNII-3/TX N40 Mode_ANT 6

UNII-3/TX HT40 mode CH151



Date: 9.DEC.2014 13:17:58

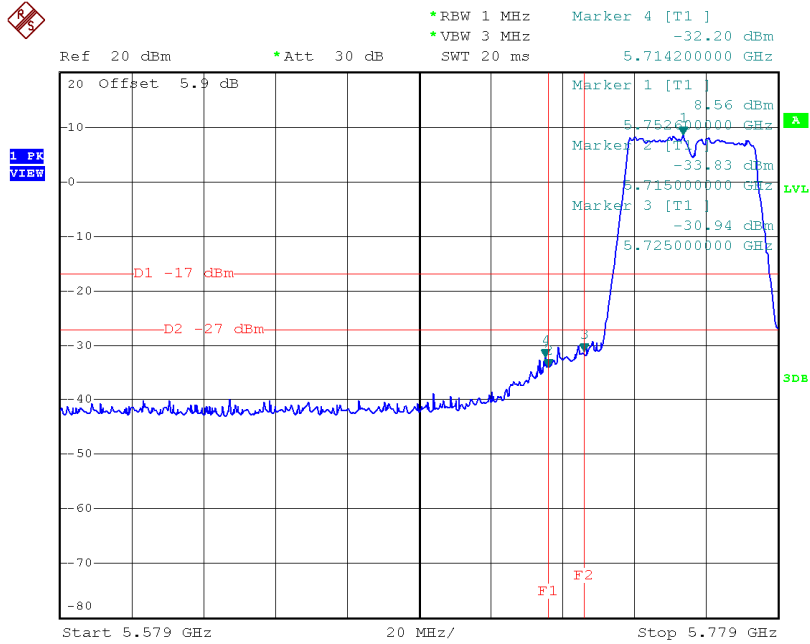
UNII-3/TX HT40 mode CH159



Date: 9.DEC.2014 13:22:20

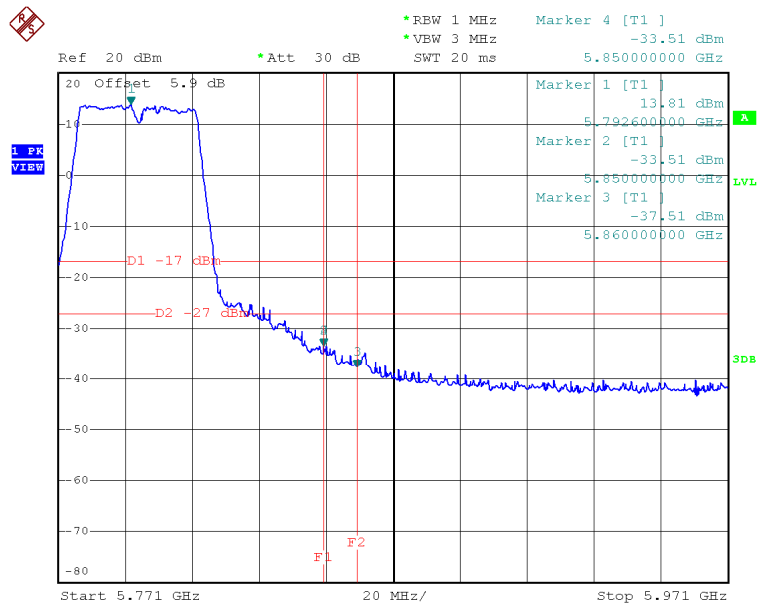
Test Mode: UNII-3/TX N40 Mode_ANT 7

TX HT40 mode CH151



Date: 9.DEC.2014 13:19:05

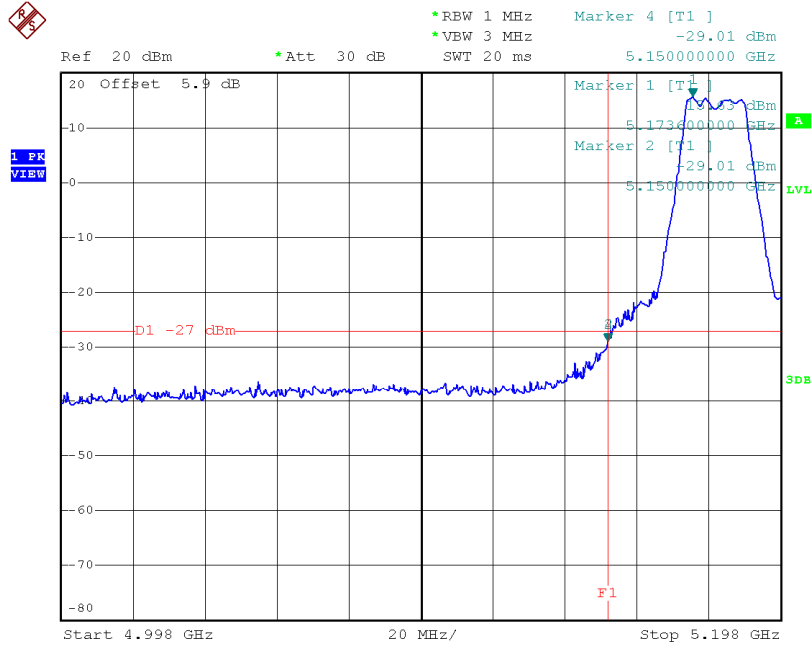
HT40 mode CH159



Date: 9.DEC.2014 13:20:27

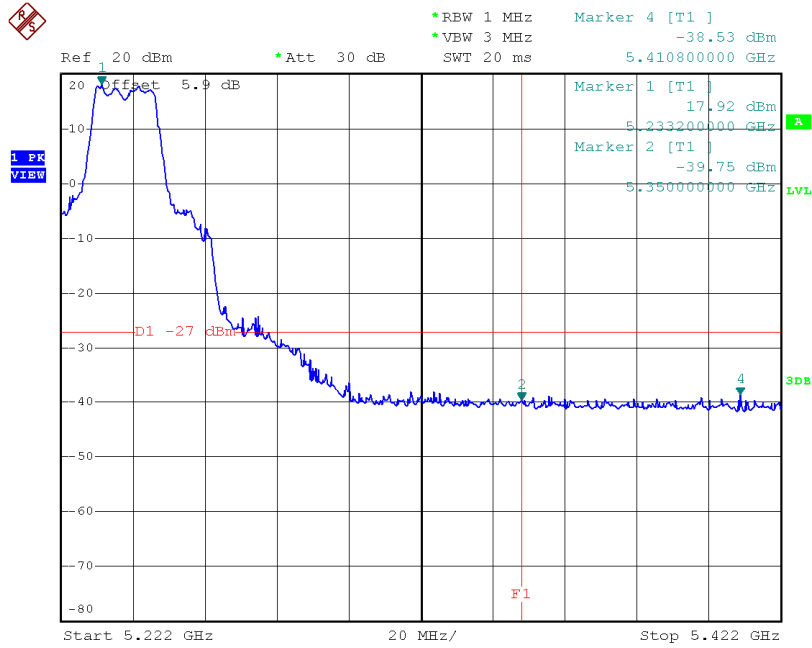
Test Mode: UNII-1/TX AC20 Mode_ANT 4

TX mode CH36



Date: 9.DEC.2014 08:29:26

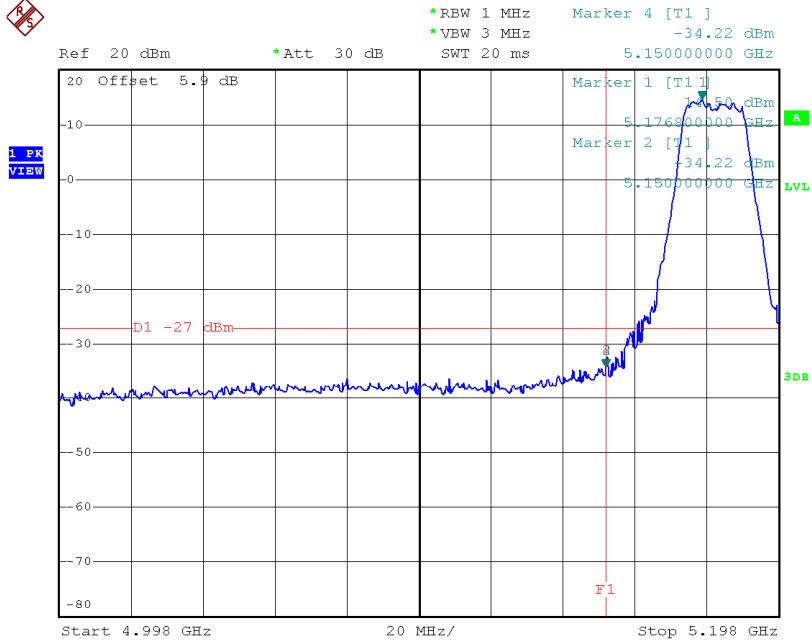
TX mode CH48



Date: 9.DEC.2014 08:40:11

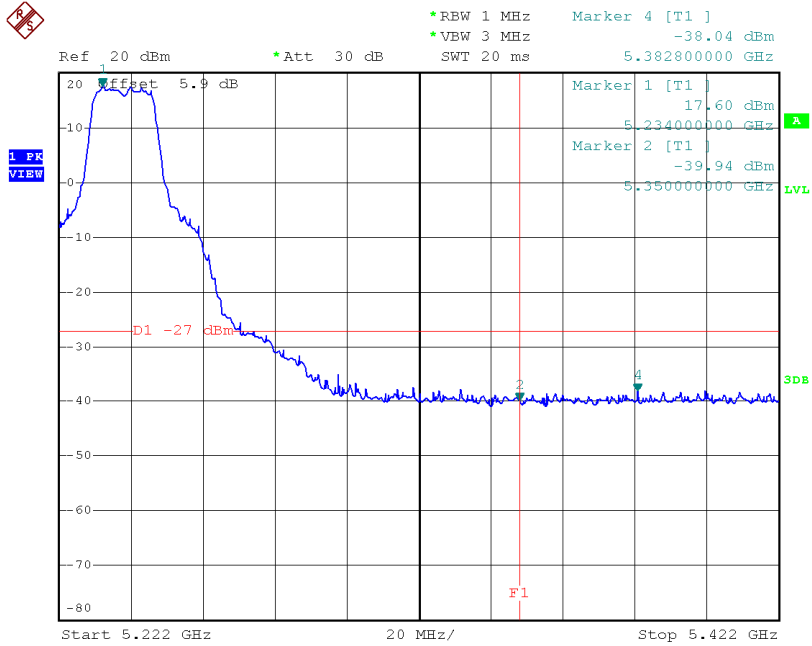
Test Mode: UNII-1/TX AC20 Mode_ANT 5

TX mode CH36



Date: 9.DEC.2014 08:30:28

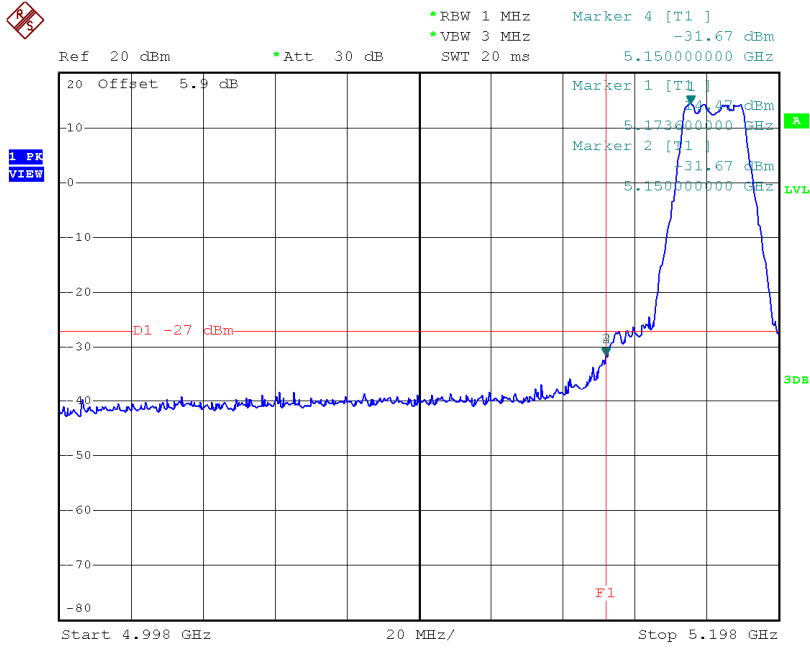
TX mode CH48



Date: 9.DEC.2014 08:39:22

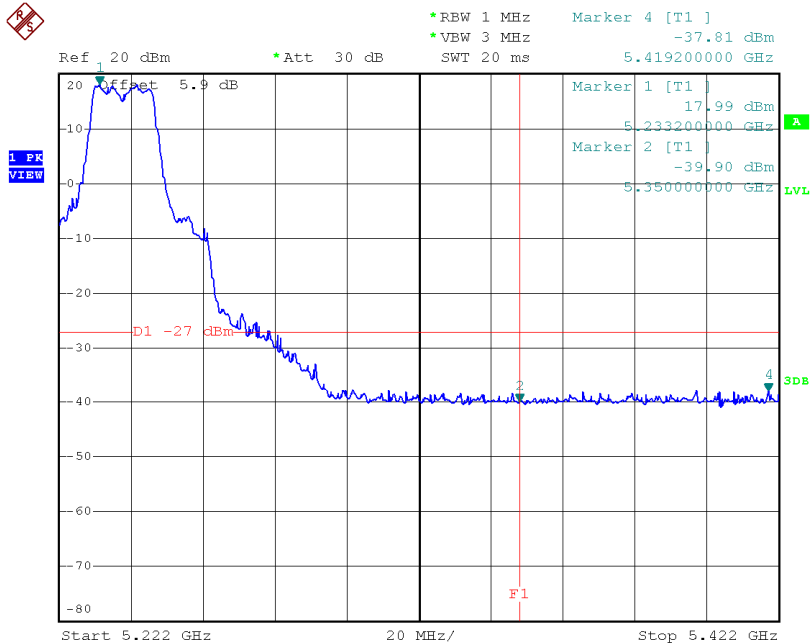
Test Mode: UNII-1/TX AC20 Mode_ANT 6

TX mode CH36



Date: 9.DEC.2014 08:26:56

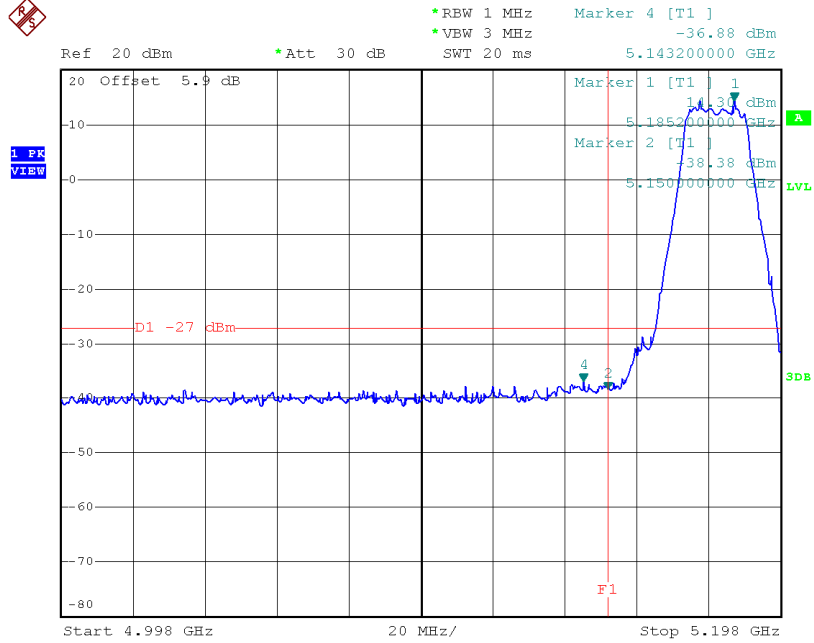
TX mode CH48



Date: 9.DEC.2014 08:38:30

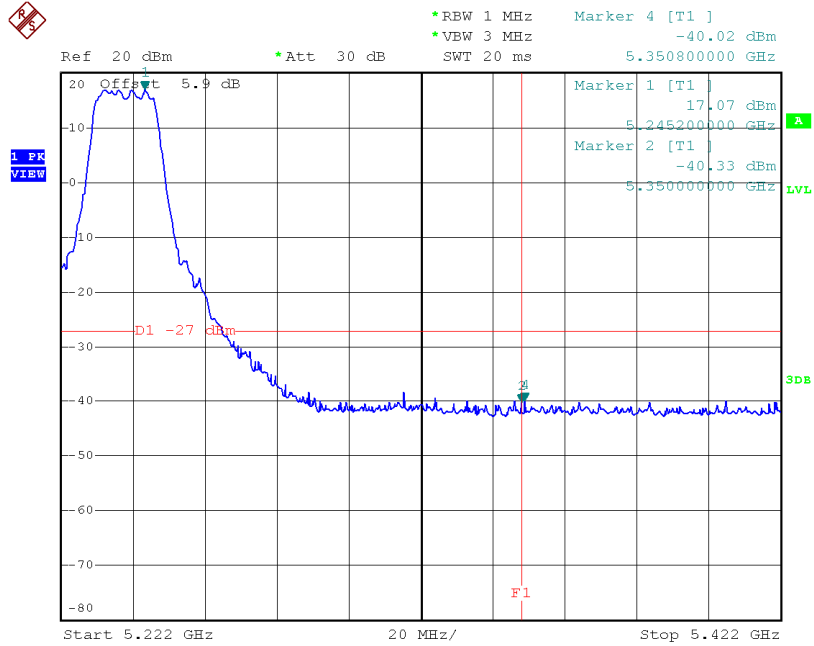
Test Mode: UNII-1/TX AC20 Mode_ANT 7

TX mode CH36



Date: 9.DEC.2014 08:27:55

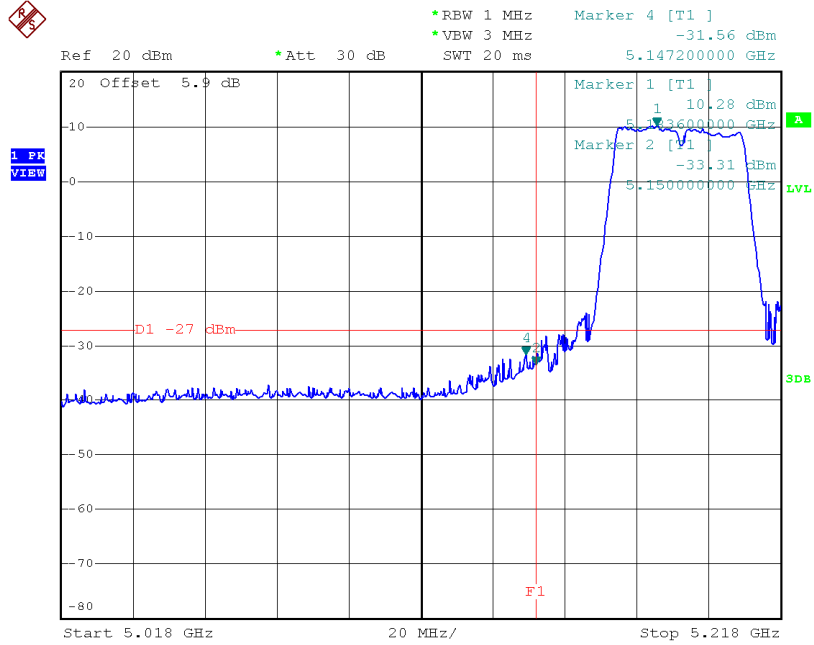
TX mode CH48



Date: 9.DEC.2014 08:37:25

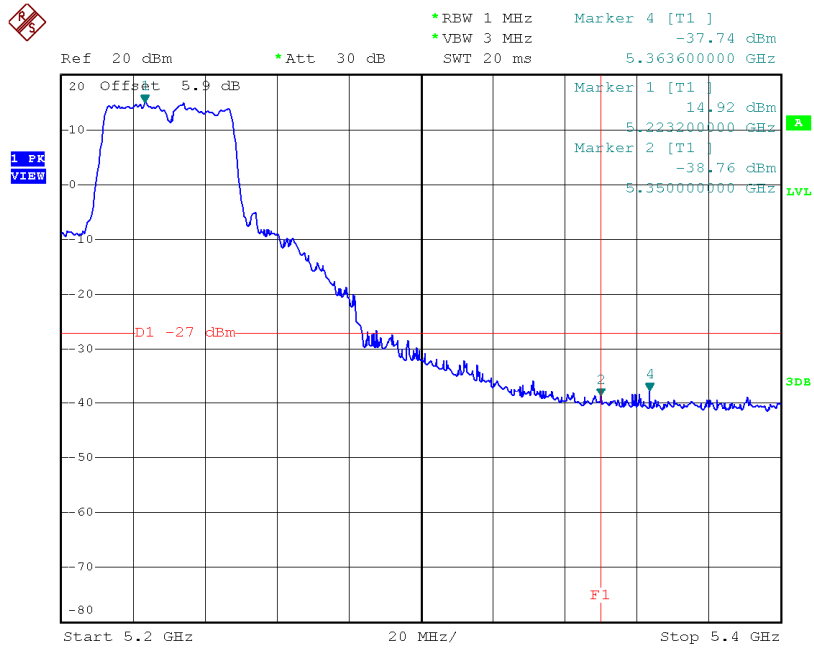
Test Mode: UNII-1/TX AC40 Mode_ANT 4

TX mode CH38



Date: 9.DEC.2014 13:34:47

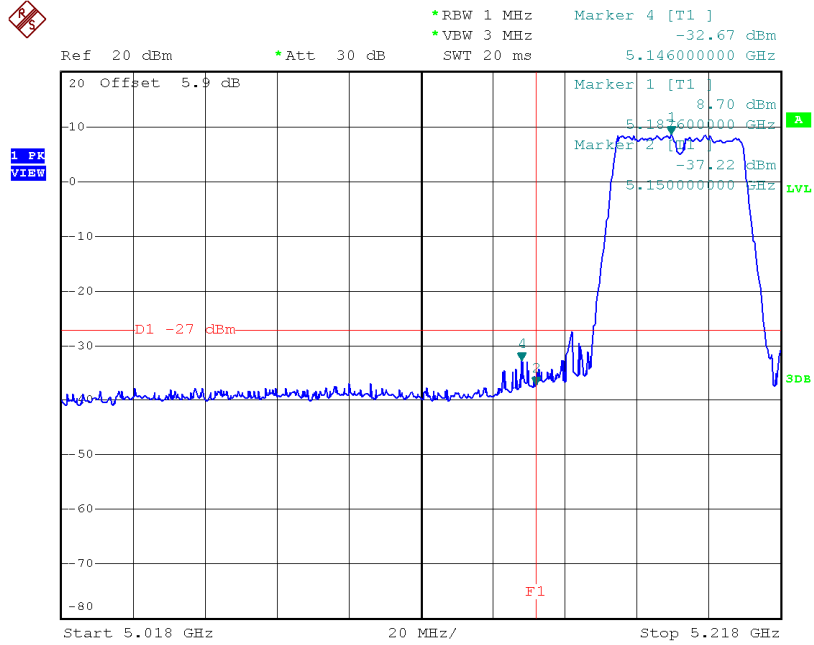
TX mode CH46



Date: 9.DEC.2014 13:47:37

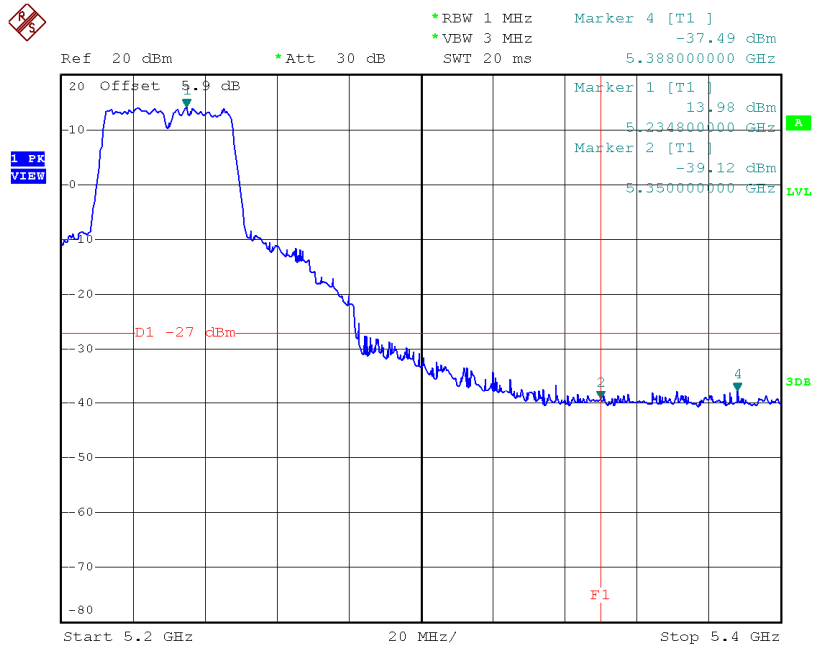
Test Mode: UNII-1/TX AC40 Mode_ANT 5

TX mode CH38



Date: 9.DEC.2014 13:35:38

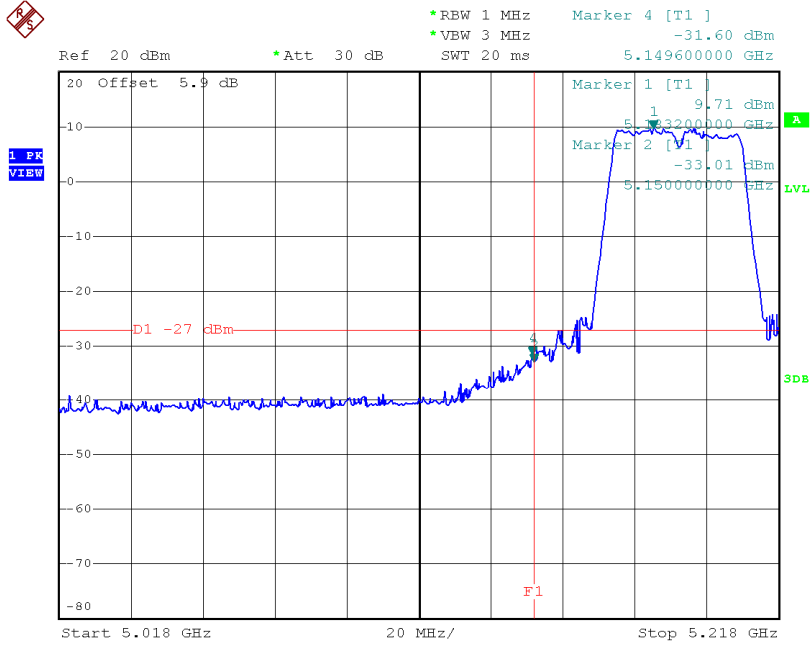
TX mode CH46



Date: 9.DEC.2014 13:46:41

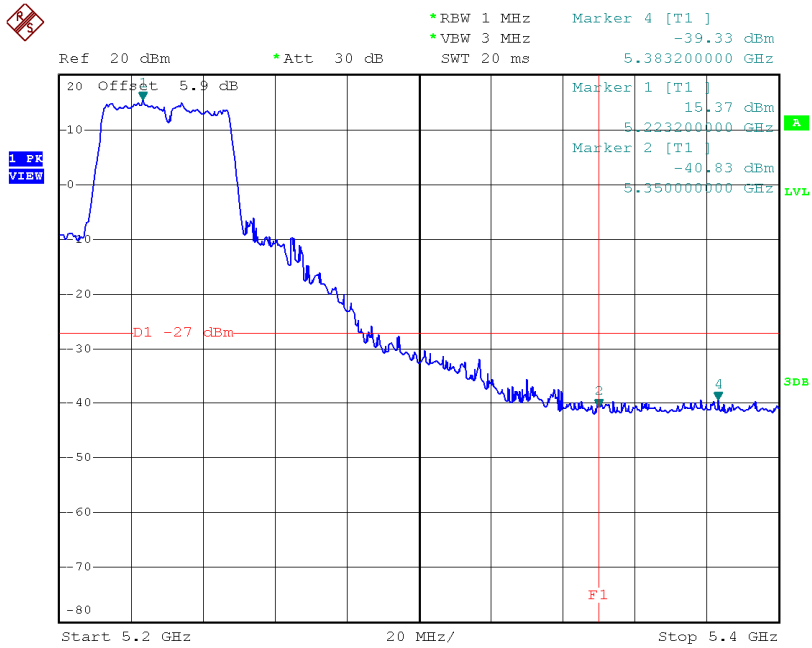
Test Mode: UNII-1/TX AC40 Mode_ANT 6

TX mode CH38



Date: 9.DEC.2014 13:36:39

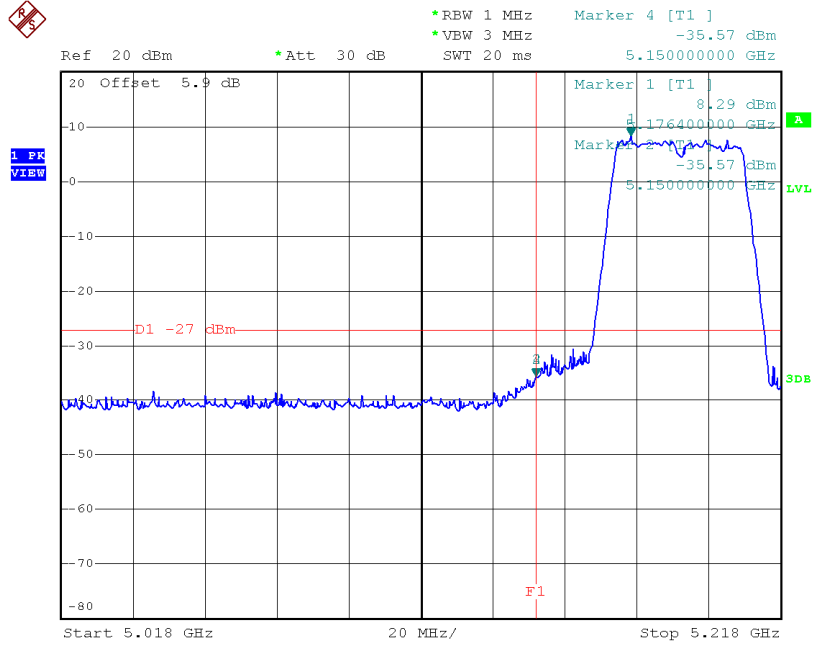
TX mode CH46



Date: 9.DEC.2014 13:45:09

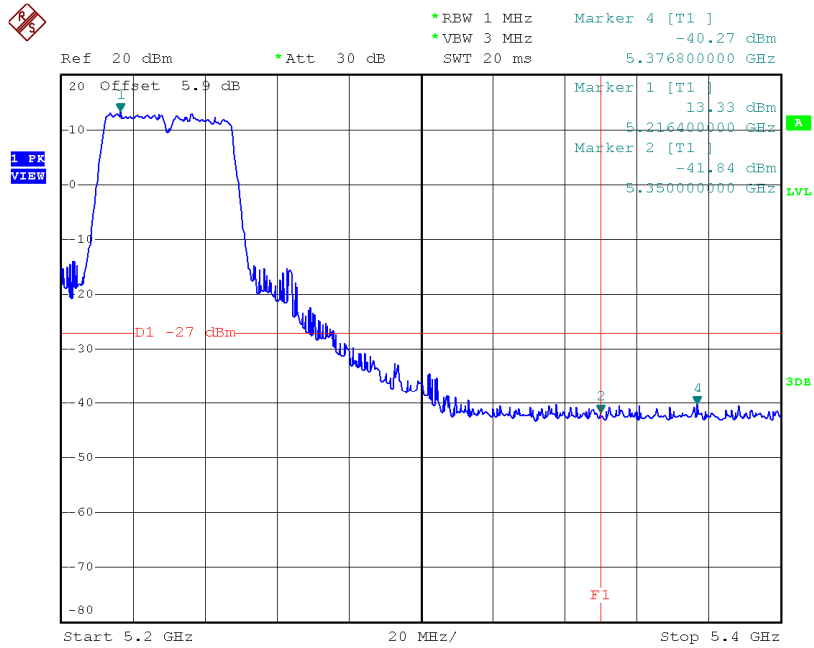
Test Mode: UNII-1/TX AC40 Mode_ANT 7

TX mode CH38



Date: 9.DEC.2014 13:37:57

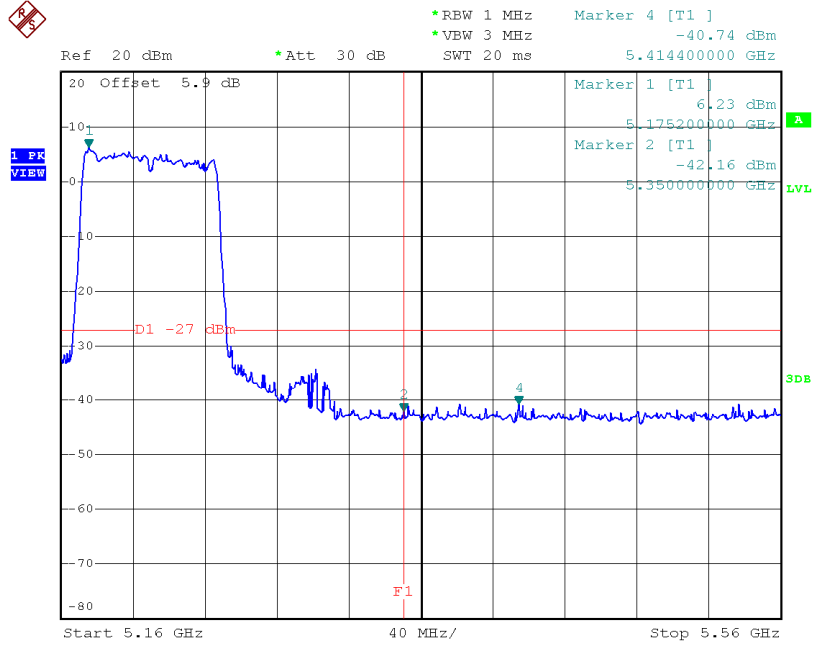
TX mode CH46



Date: 9.DEC.2014 13:44:06

Test Mode: UNII-1/TX AC80 Mode_ANT 4

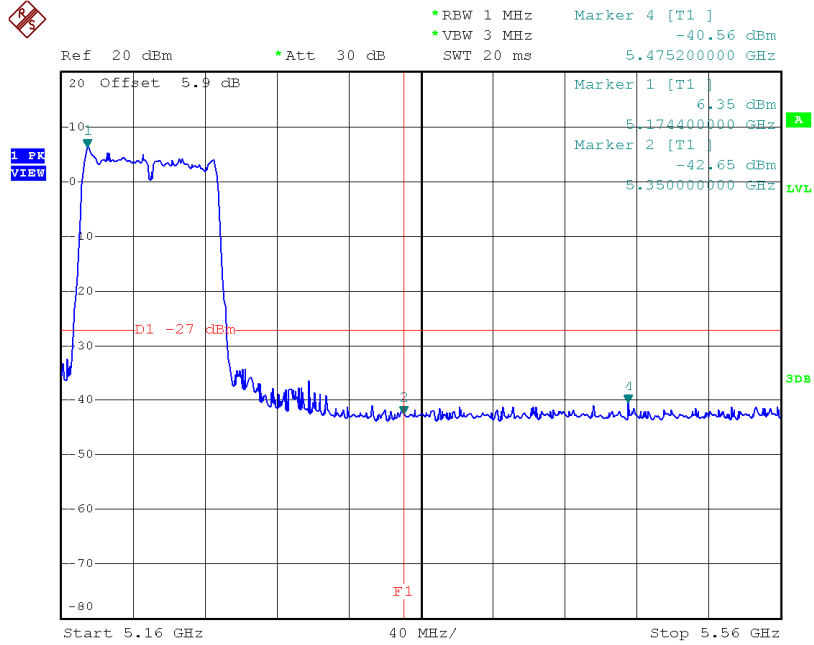
TX mode CH42



Date: 9.DEC.2014 15:18:03

Test Mode: UNII-1/TX AC80 Mode_ANT 5

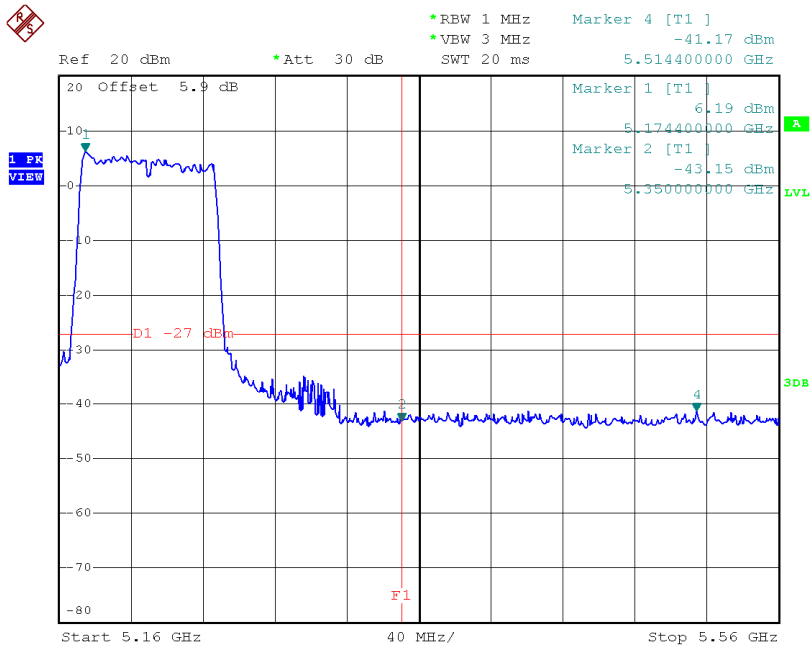
TX mode CH42



Date: 9.DEC.2014 15:10:13

Test Mode: UNII-1/TX AC80 Mode_ANT 6

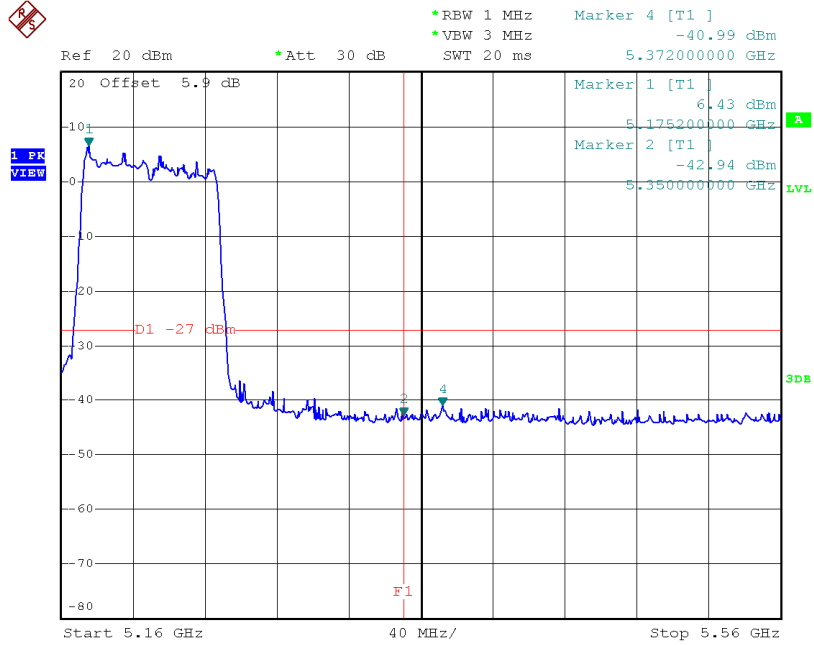
TX mode CH42



Date: 9.DEC.2014 15:20:25

Test Mode: UNII-1/TX AC80 Mode_ANT 7

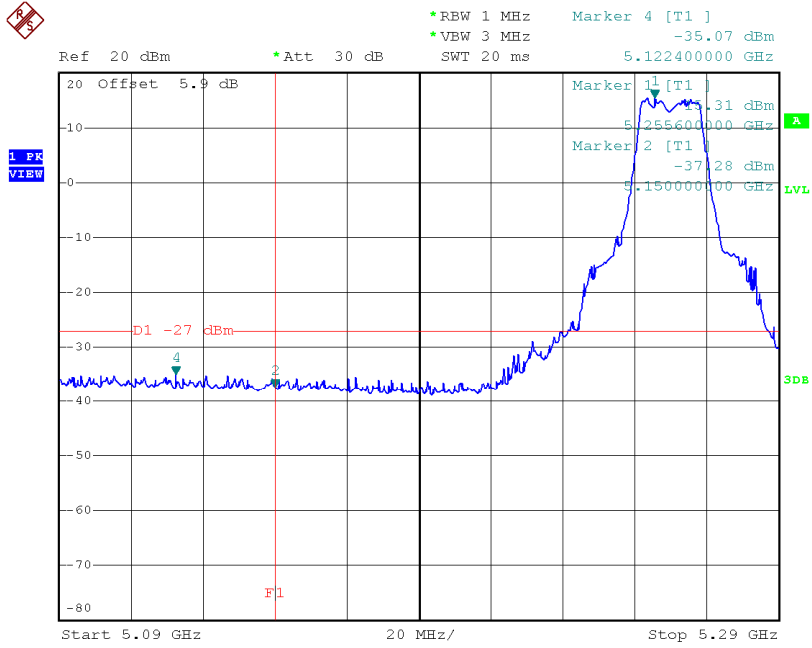
TX mode CH42



Date: 9.DEC.2014 15:21:41

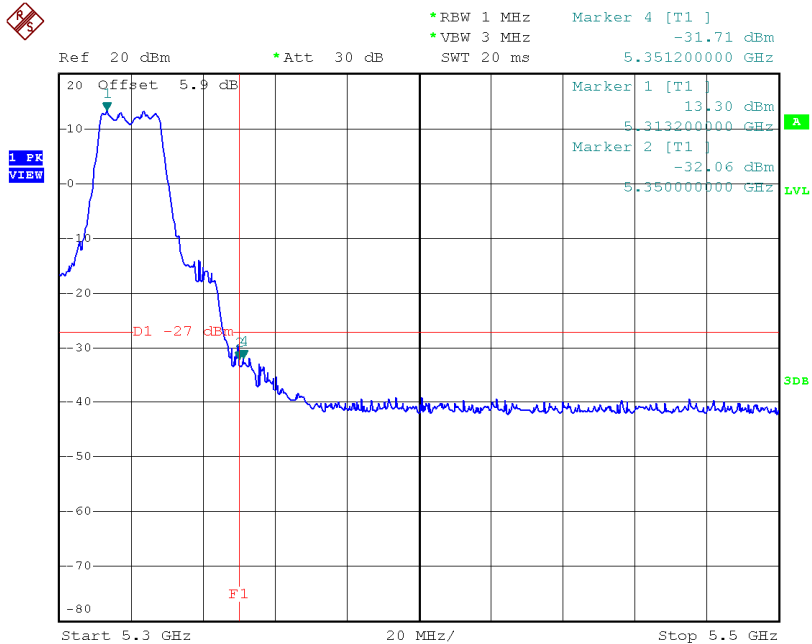
Test Mode: UNII-2A/TX AC20 Mode_ANT 4

TX mode CH52



Date: 9.DEC.2014 08:43:47

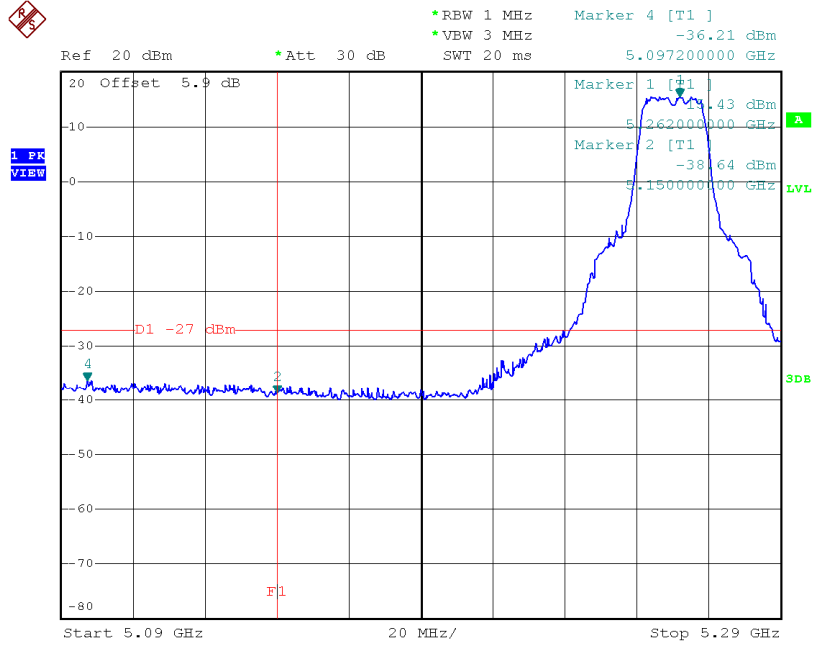
TX mode CH64



Date: 9.DEC.2014 09:04:40

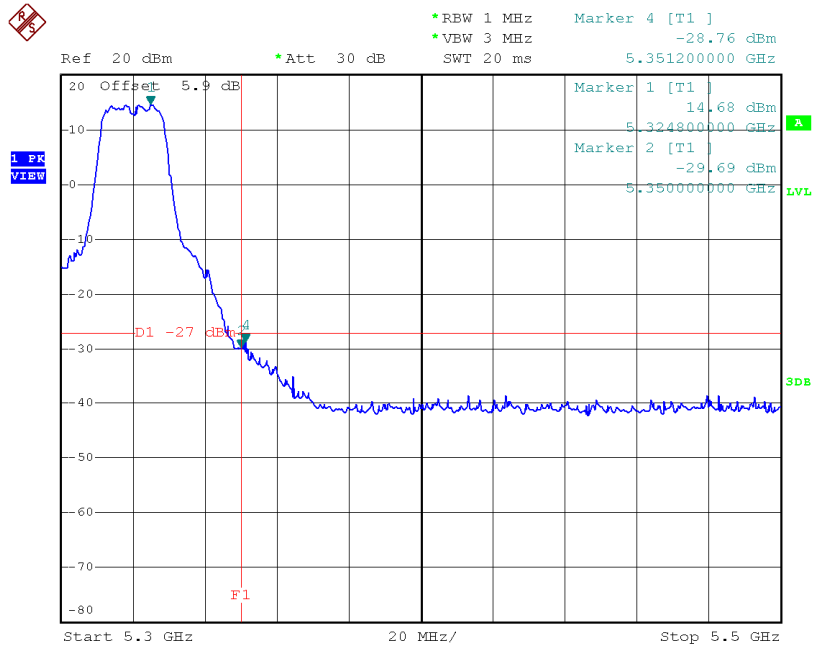
Test Mode: UNII-2A/TX AC20 Mode_ANT 5

TX mode CH52



Date: 9.DEC.2014 08:44:39

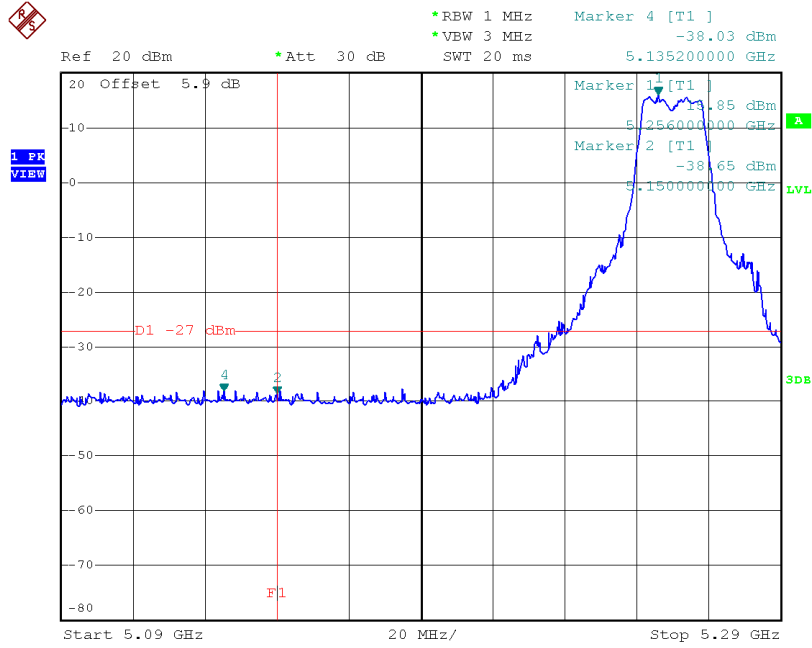
TX mode CH64



Date: 9.DEC.2014 09:02:31

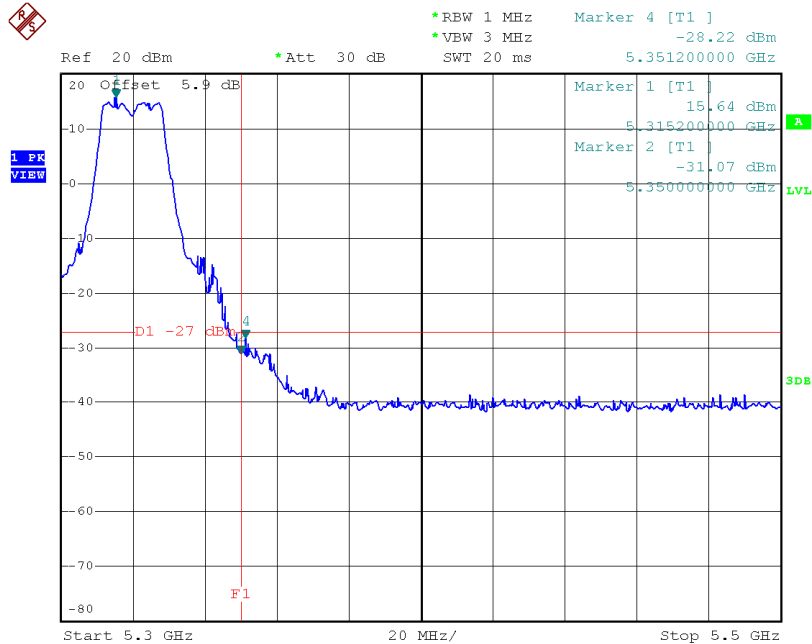
Test Mode: UNII-2A/TX AC20 Mode_ANT 6

TX mode CH52



Date: 9.DEC.2014 08:45:35

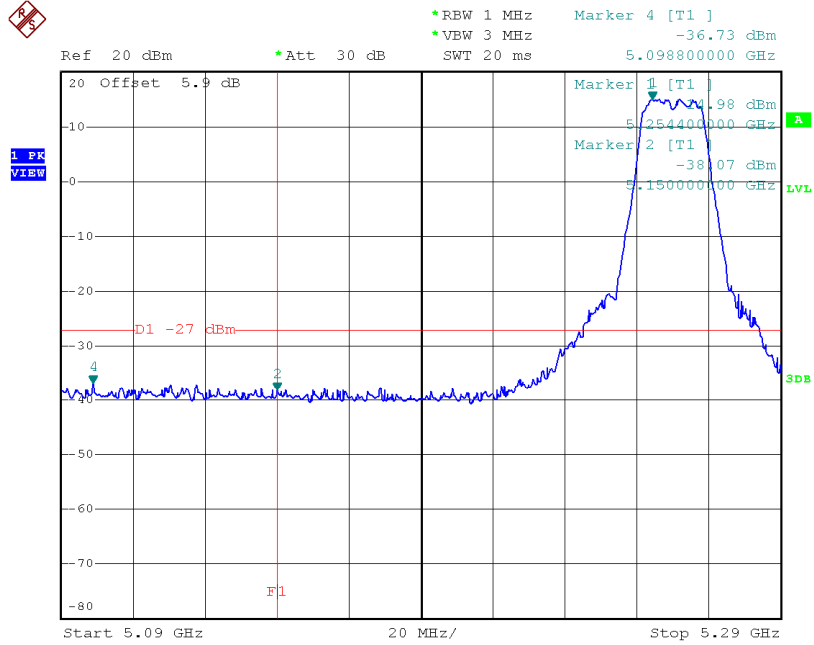
TX mode CH64



Date: 9.DEC.2014 09:00:09

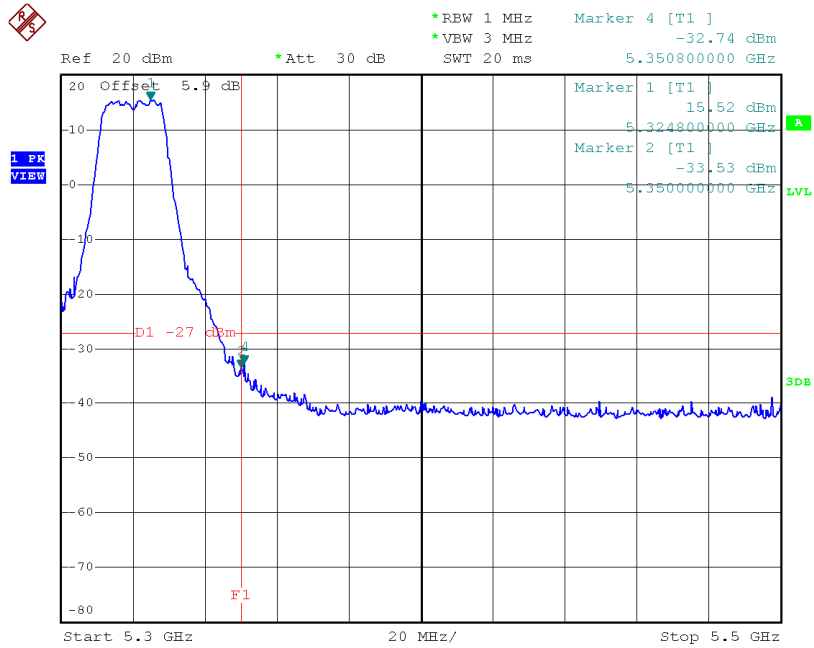
Test Mode: UNII-2A/TX AC20 Mode_ANT 7

TX mode CH52



Date: 9.DEC.2014 08:46:52

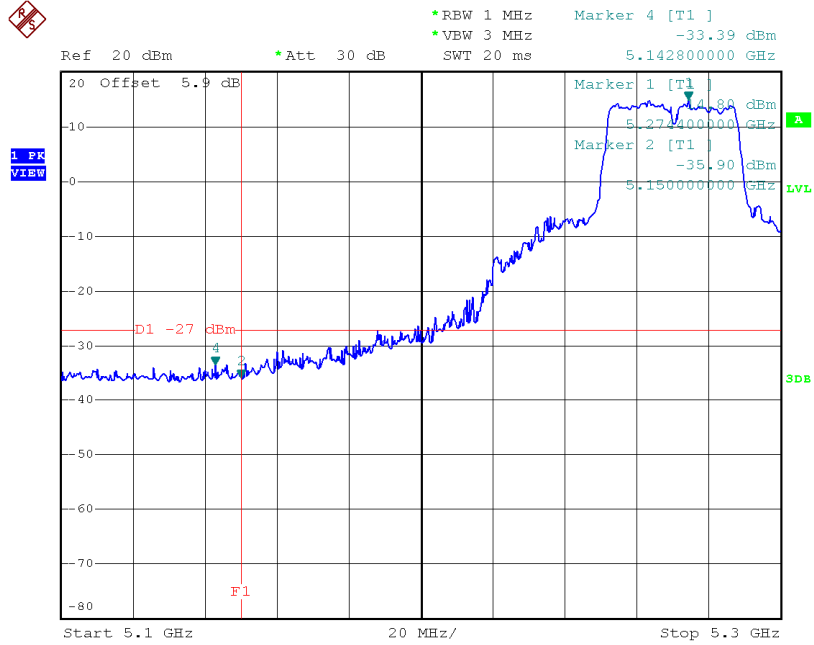
TX mode CH64



Date: 9.DEC.2014 08:59:05

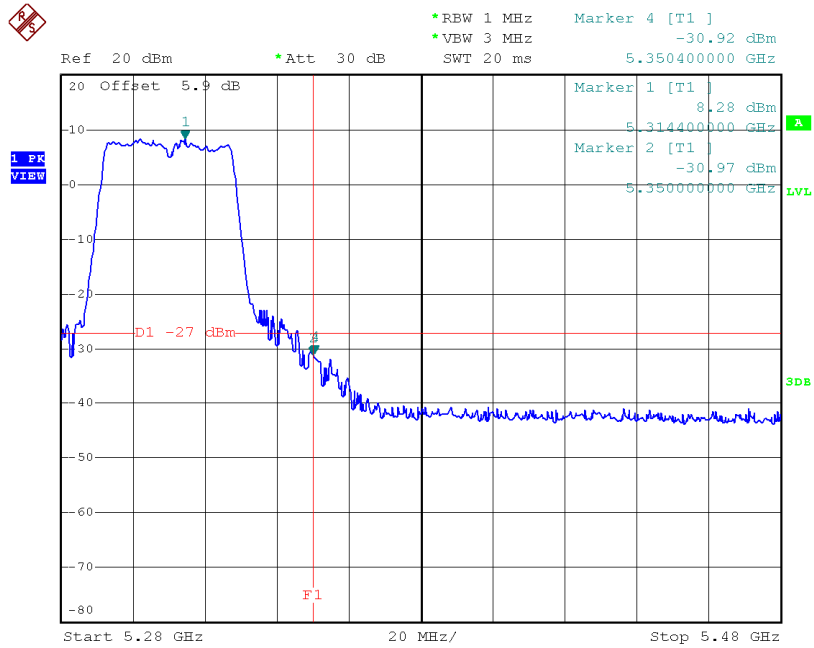
Test Mode: UNII-2A/TX AC40 Mode_ANT 4

TX mode CH54



Date: 9.DEC.2014 13:49:19

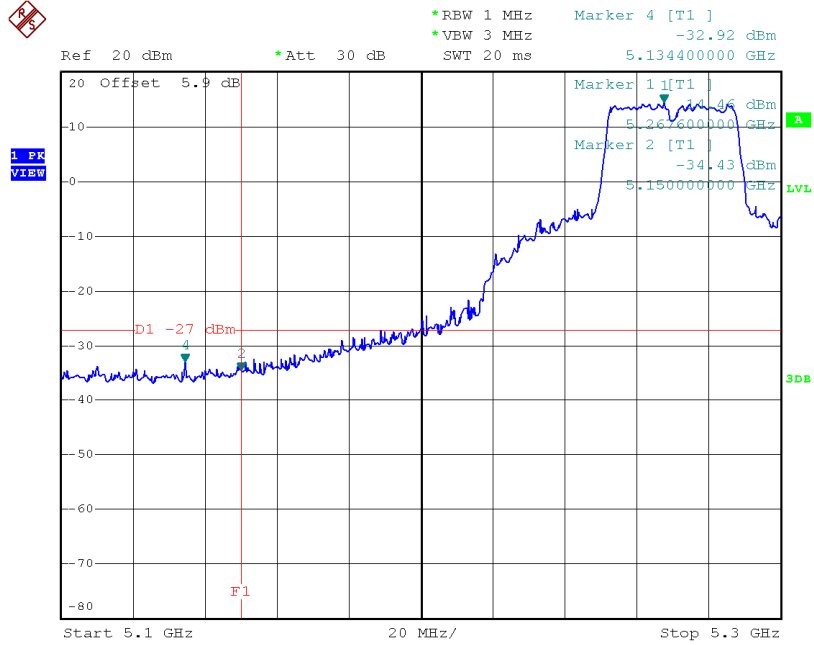
TX mode CH62



Date: 9.DEC.2014 13:59:51

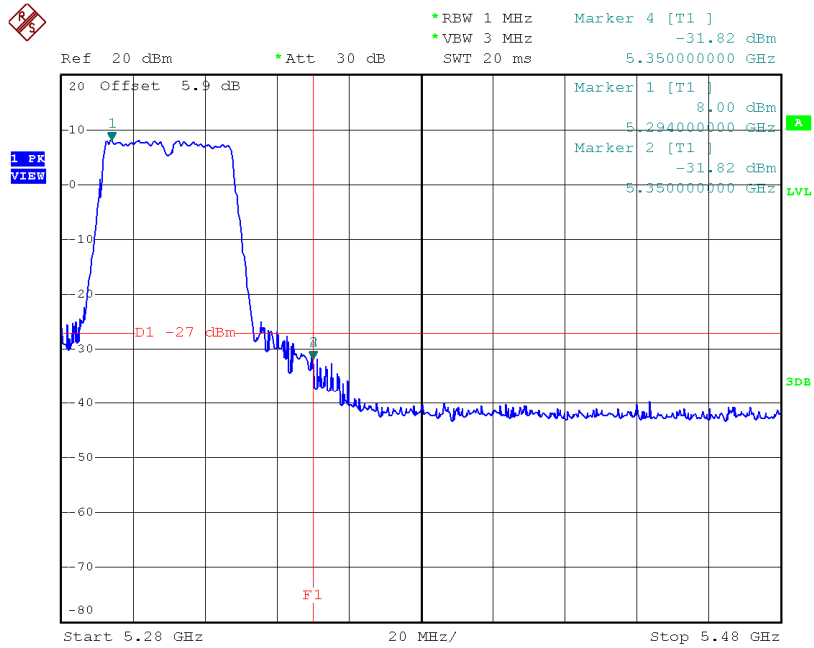
Test Mode: UNII-2A/TX AC40 Mode_ANT 5

TX mode CH54



Date: 9.DEC.2014 13:50:09

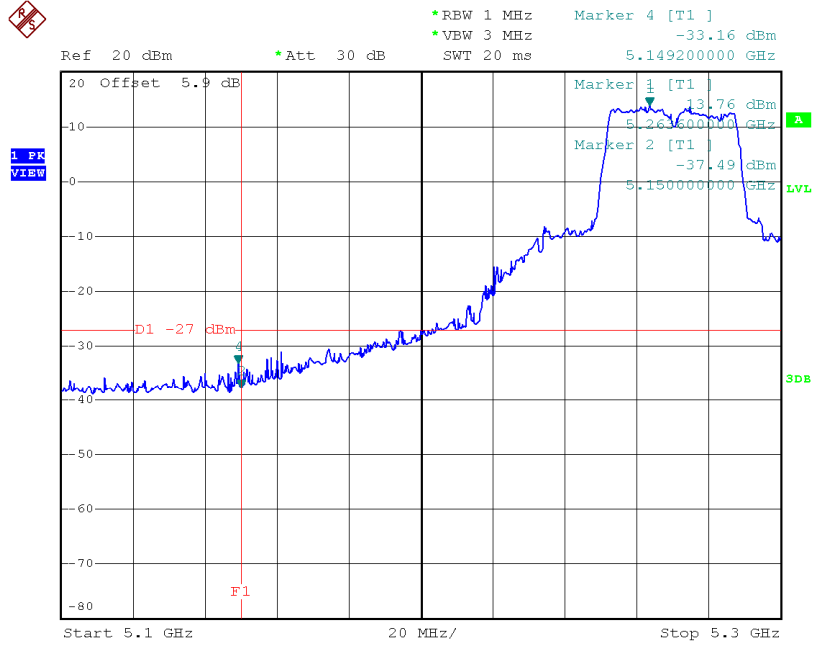
TX mode CH62



Date: 9.DEC.2014 14:01:03

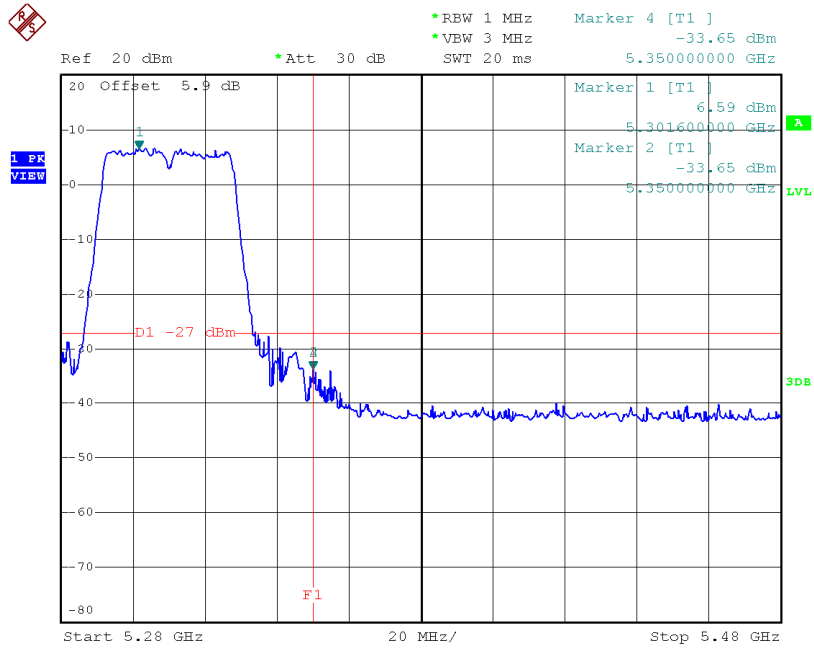
Test Mode: UNII-2A/TX AC40 Mode_ANT 6

TX mode CH54



Date: 9.DEC.2014 13:50:55

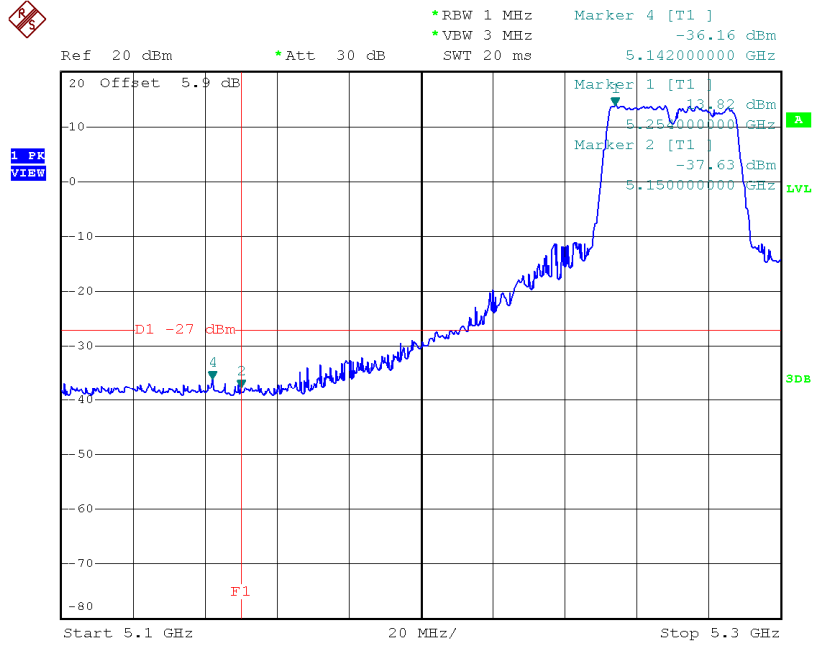
TX mode CH62



Date: 9.DEC.2014 14:02:04

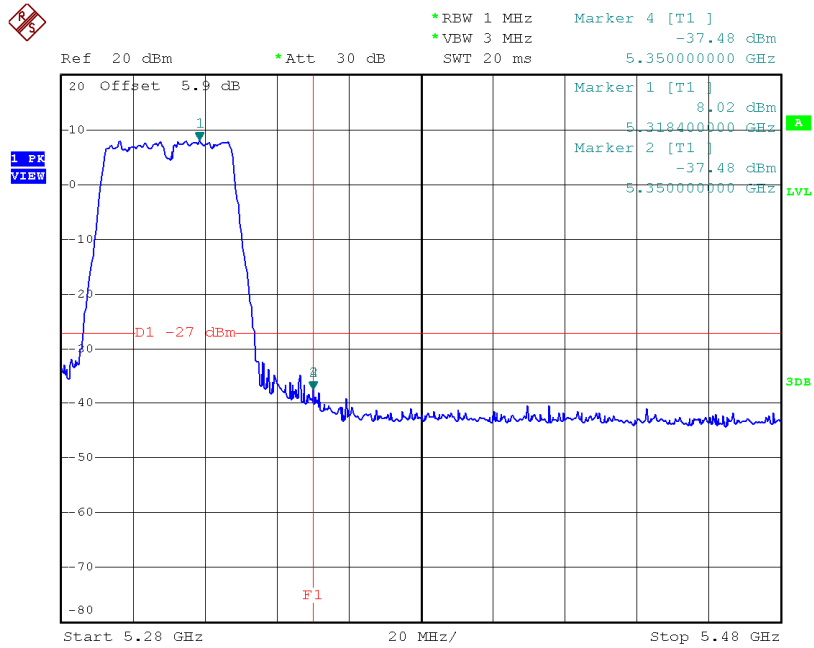
Test Mode: UNII-2A/TX AC40 Mode_ANT 7

TX mode CH54



Date: 9.DEC.2014 13:51:46

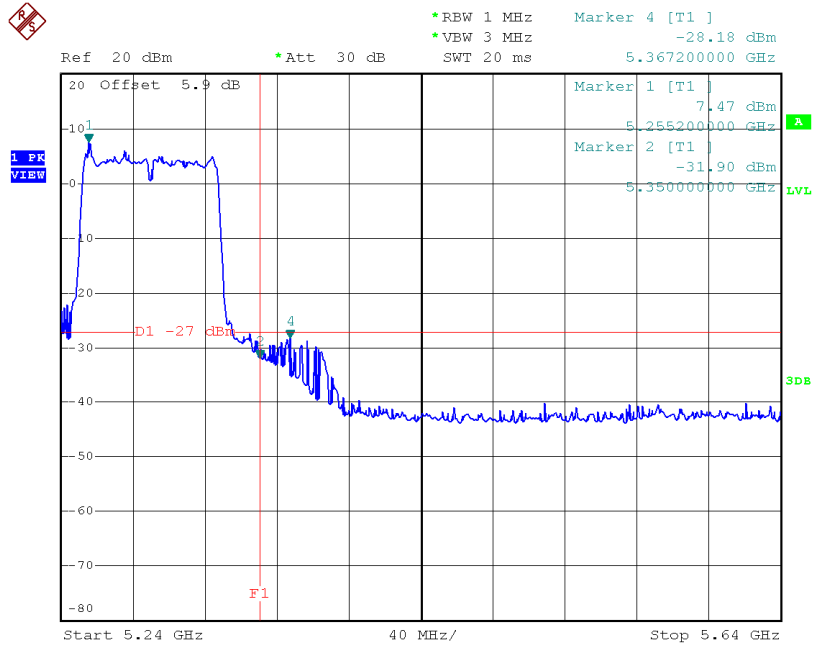
TX mode CH62



Date: 9.DEC.2014 14:06:41

Test Mode: UNII-2A/TX AC80 Mode_ANT 4

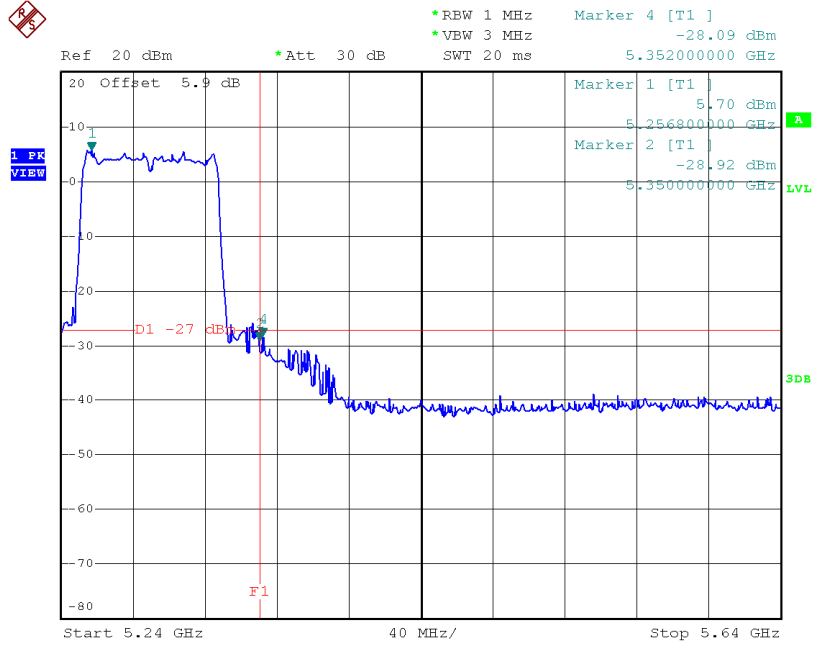
TX mode CH58



Date: 9.DEC.2014 15:33:39

Test Mode: UNII-2A/TX AC80 Mode_ANT 5

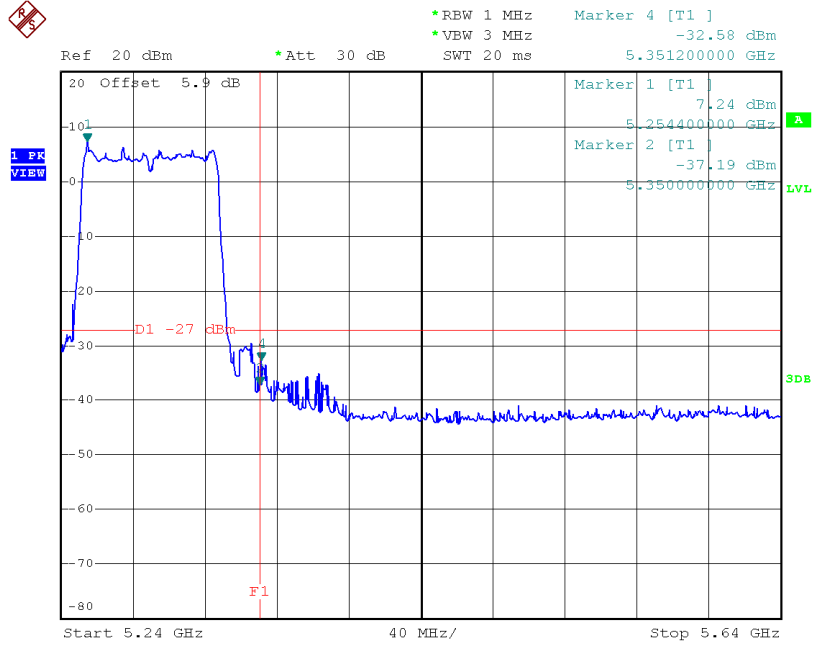
TX mode CH58



Date: 9.DEC.2014 15:31:27

Test Mode: UNII-2A/TX AC80 Mode_ANT 7

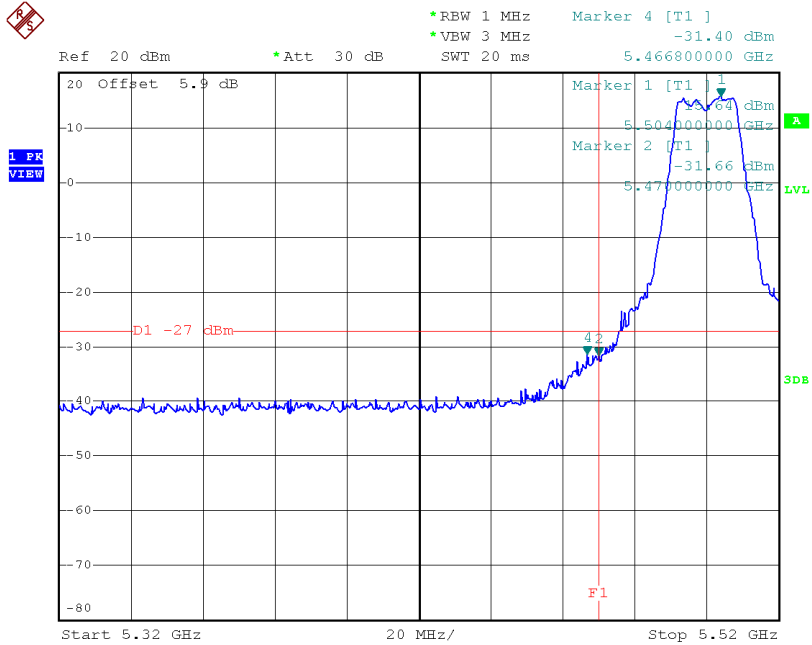
TX mode CH58



Date: 9.DEC.2014 15:25:00

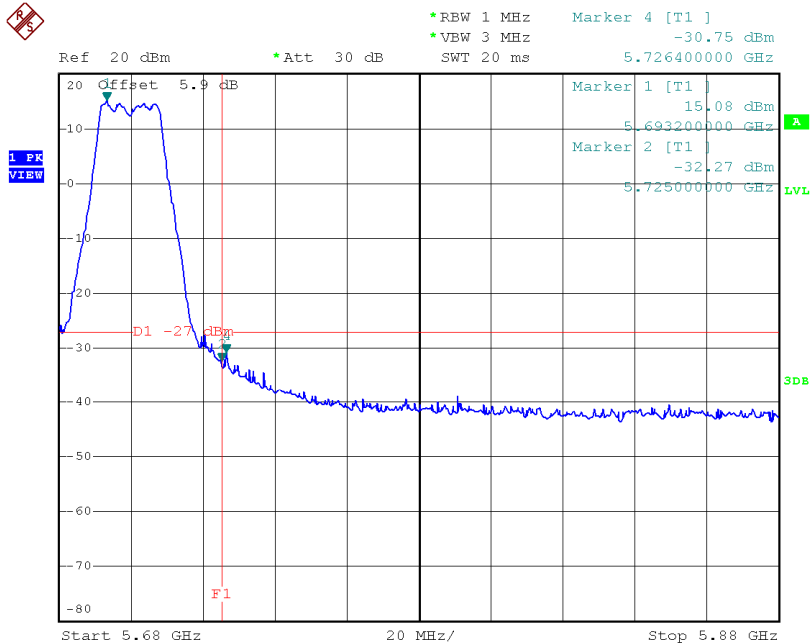
Test Mode: UNII-2C/TX AC20 Mode_ANT 4

TX mode CH100



Date: 9.DEC.2014 09:06:15

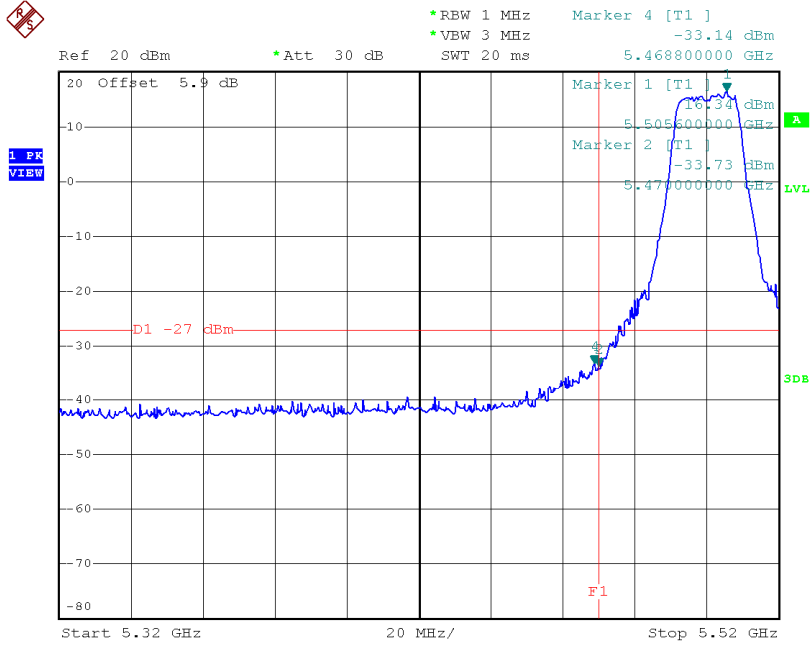
TX mode CH140



Date: 9.DEC.2014 10:23:57

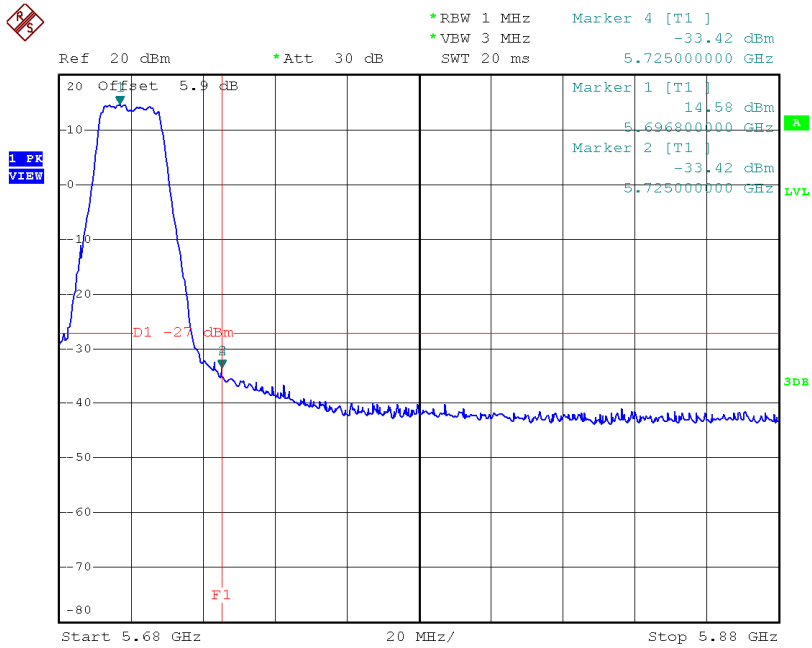
Test Mode: UNII-2C/TX AC20 Mode_ANT 5

TX mode CH100



Date: 9.DEC.2014 09:08:08

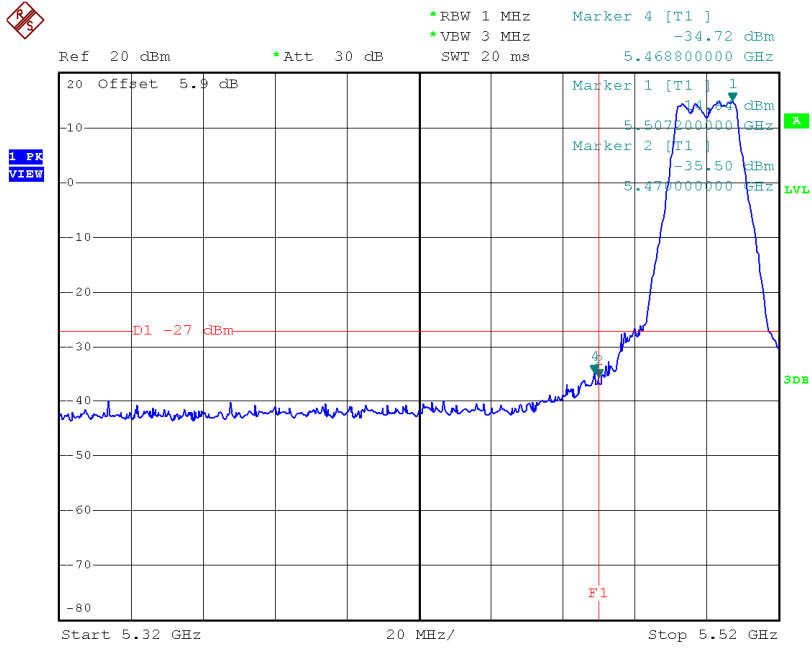
TX mode CH140



Date: 9.DEC.2014 10:14:35

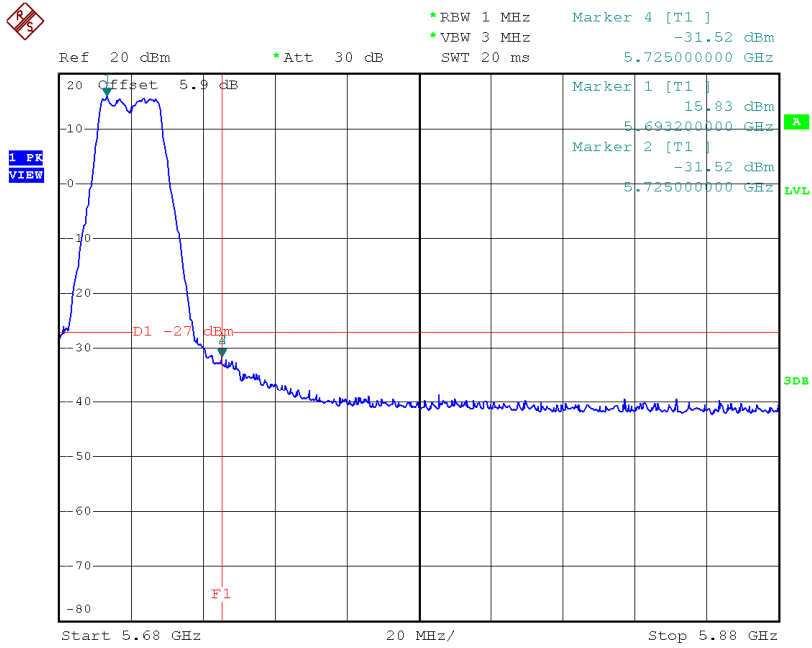
Test Mode: UNII-2C/TX AC20 Mode_ANT 6

TX mode CH100



Date: 9.DEC.2014 09:09:09

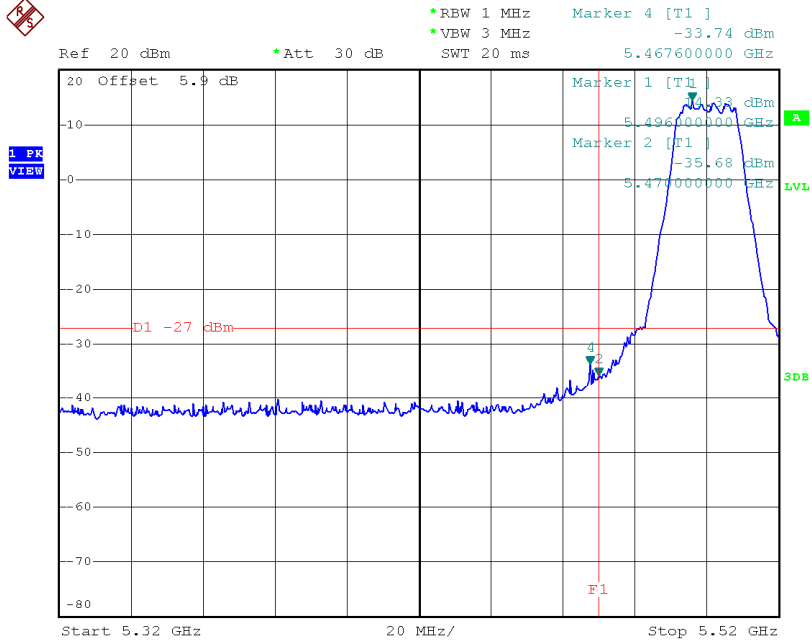
TX mode CH140



Date: 9.DEC.2014 10:17:25

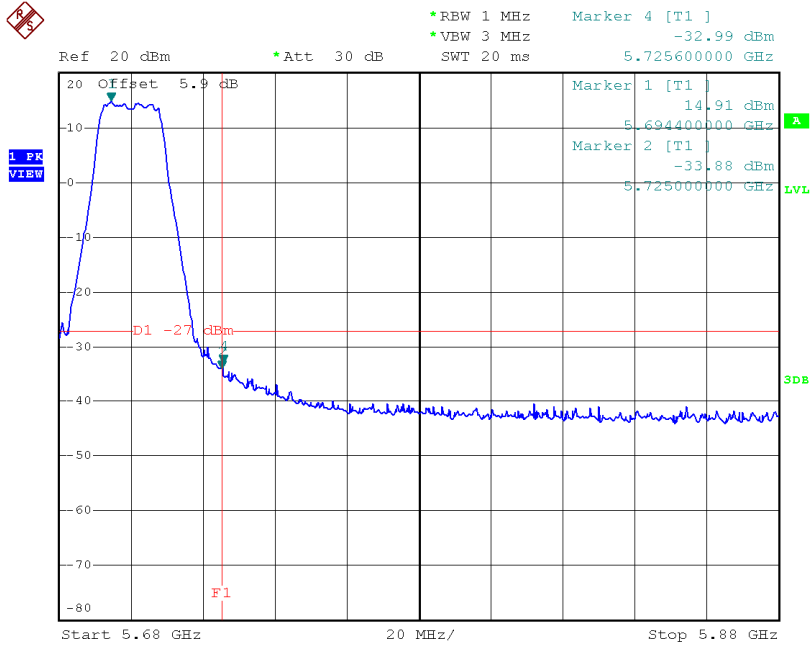
Test Mode: UNII-2C/TX AC20 Mode_ANT 7

TX mode CH100



Date: 9.DEC.2014 09:10:05

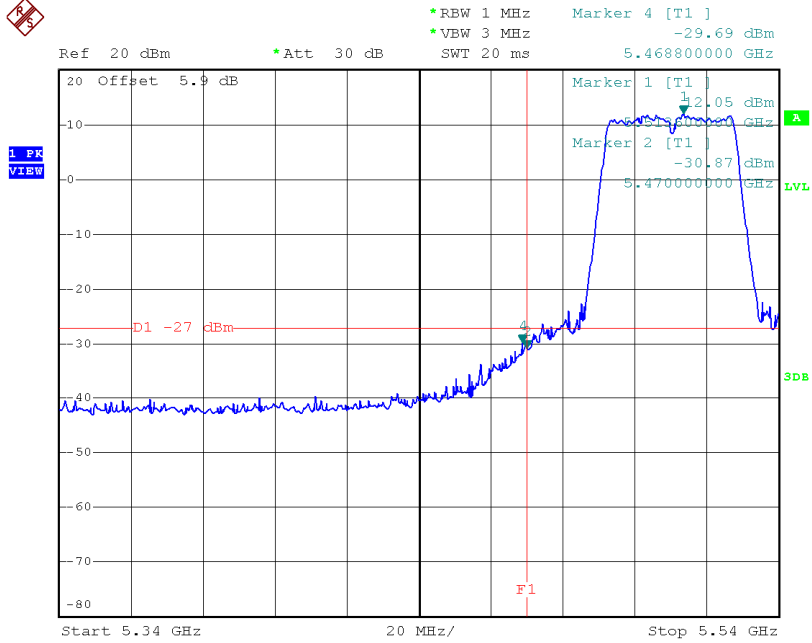
TX mode CH140



Date: 9.DEC.2014 10:18:13

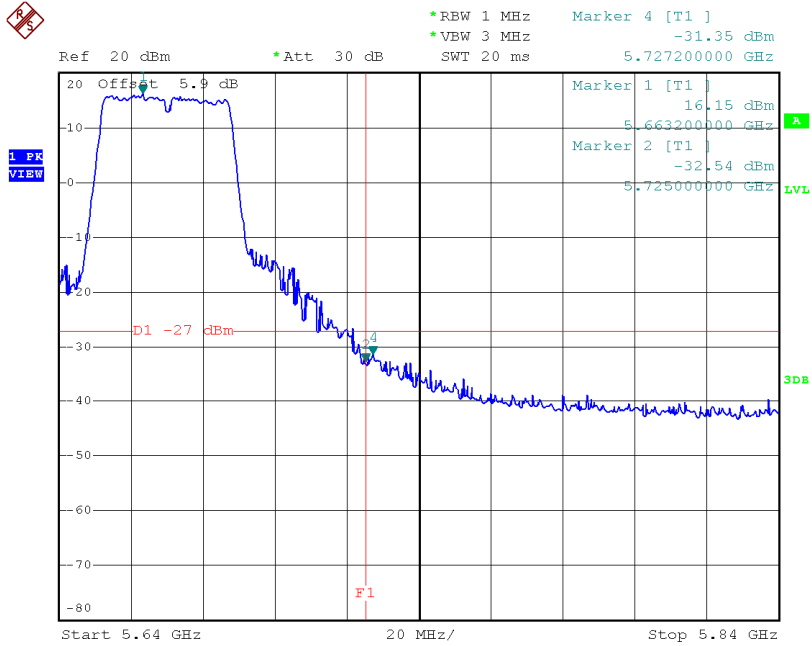
Test Mode: UNII-2C/TX AC40 Mode_ANT 4

TX mode CH102



Date: 9.DEC.2014 14:10:51

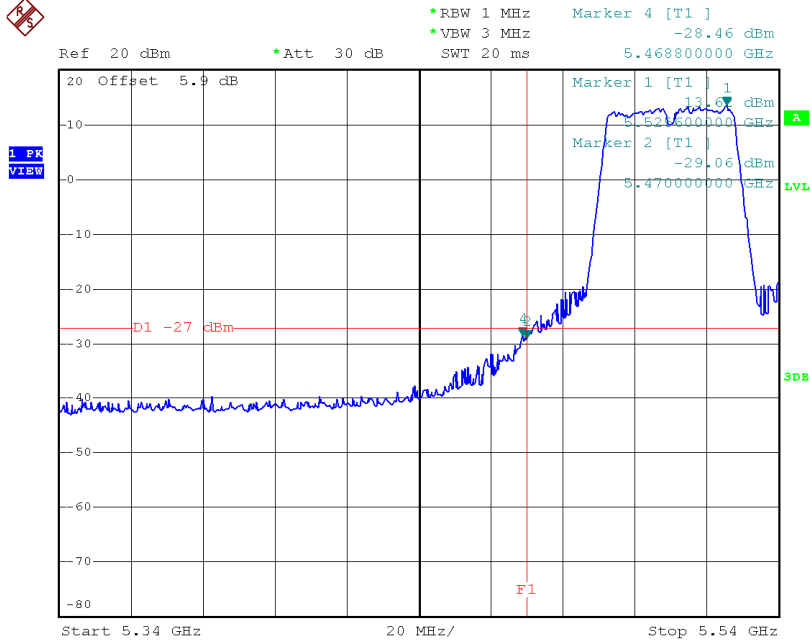
TX mode CH134



Date: 9.DEC.2014 14:24:21

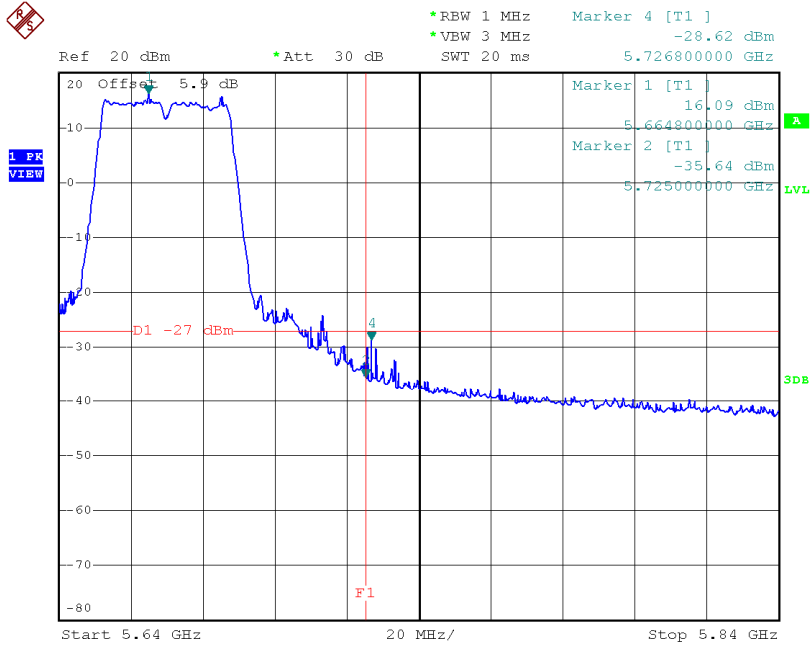
Test Mode: UNII-2C/TX AC40 Mode_ANT 5

TX mode CH102



Date: 9.DEC.2014 14:09:50

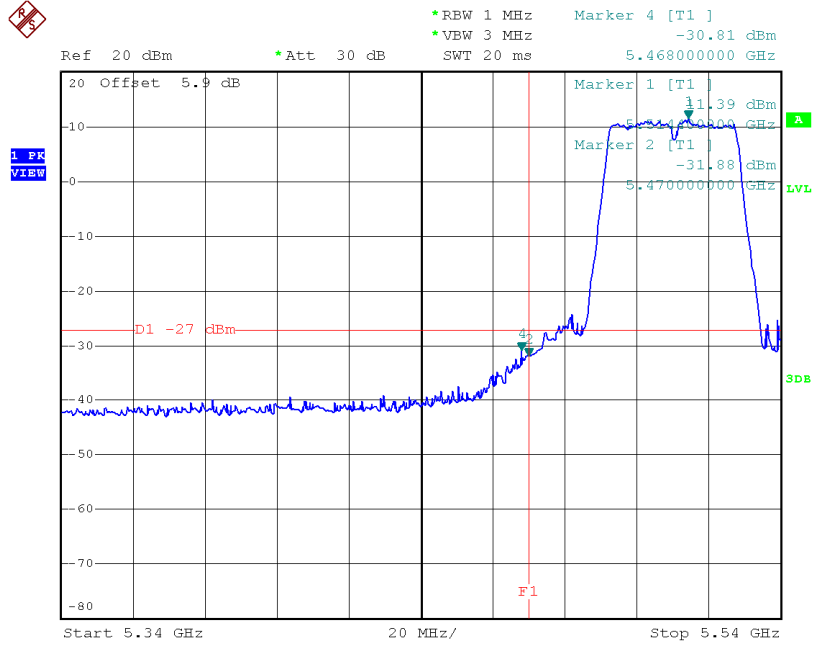
TX mode CH134



Date: 9.DEC.2014 14:23:09

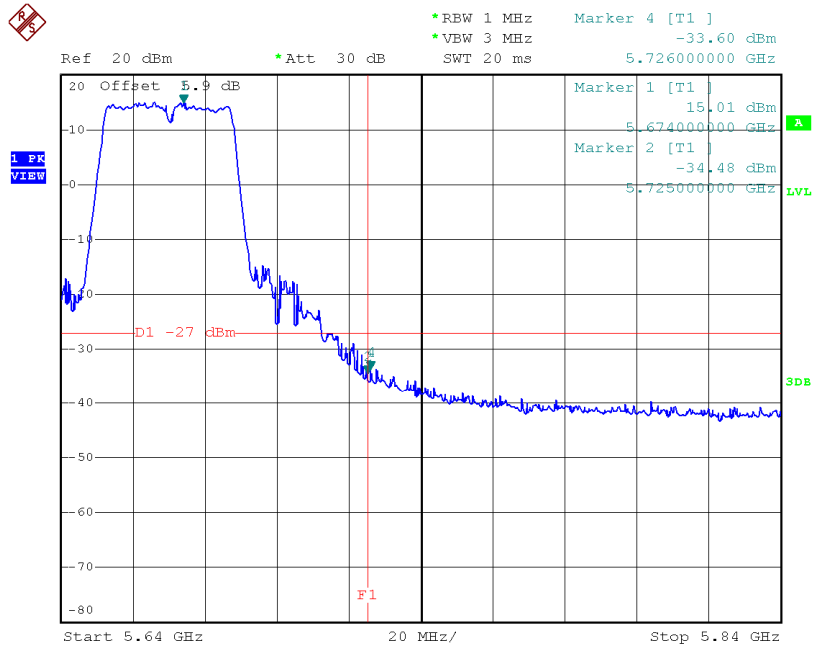
Test Mode: UNII-2C/TX AC40 Mode_ANT 6

TX mode CH102



Date: 9.DEC.2014 14:08:58

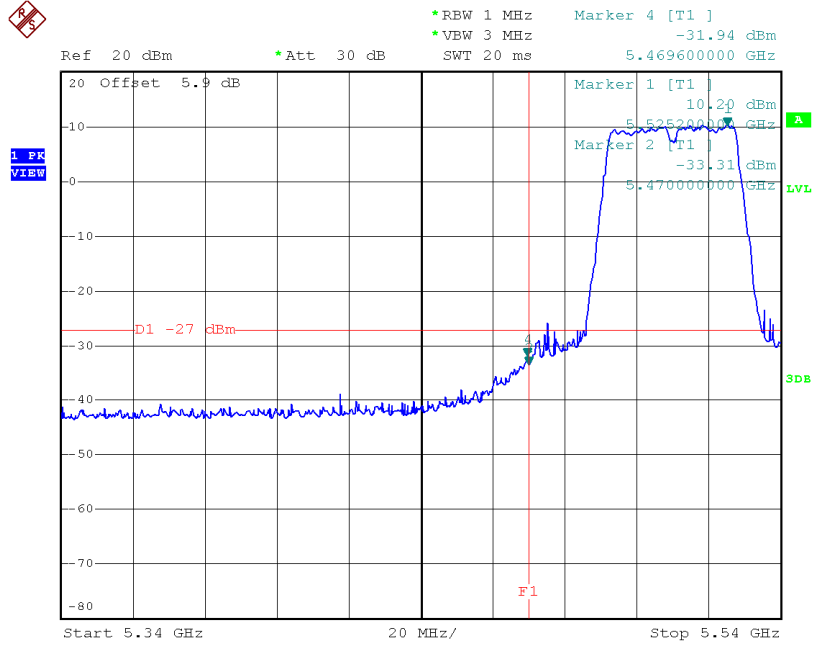
TX mode CH134



Date: 9.DEC.2014 14:21:19

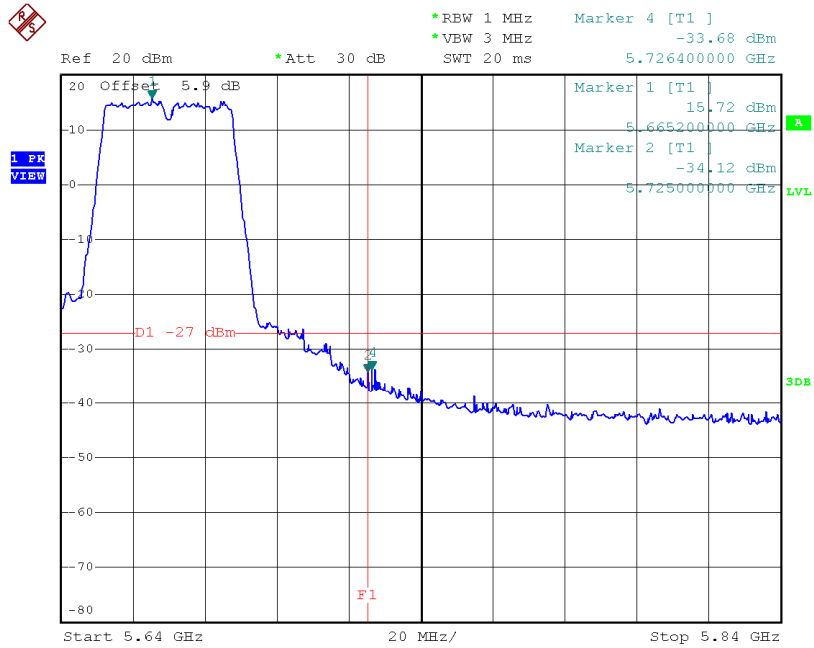
Test Mode: UNII-2C/TX AC40 Mode_ANT 7

TX mode CH102



Date: 9.DEC.2014 14:07:58

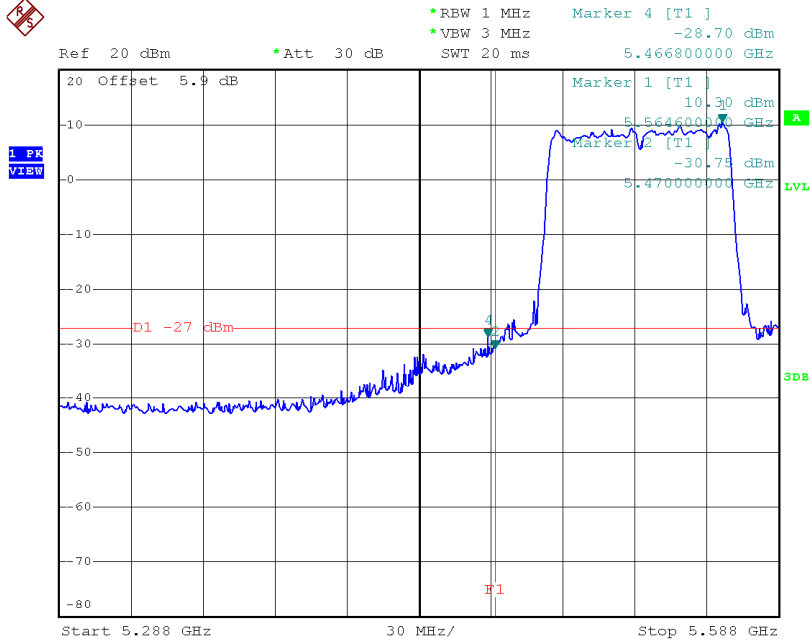
TX mode CH134



Date: 9.DEC.2014 14:20:32

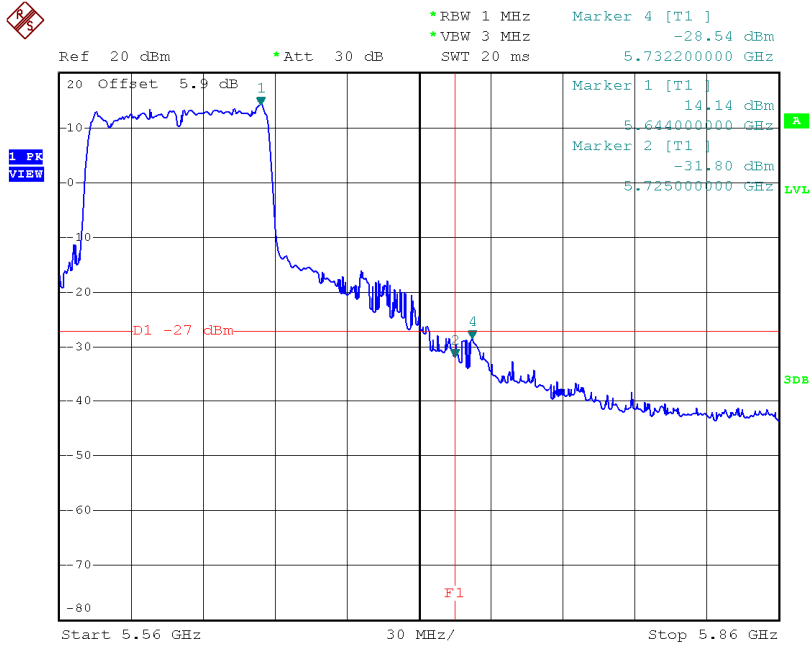
Test Mode: UNII-2C/TX AC80 Mode_ANT 4

TX mode CH106



Date: 9.DEC.2014 15:35:10

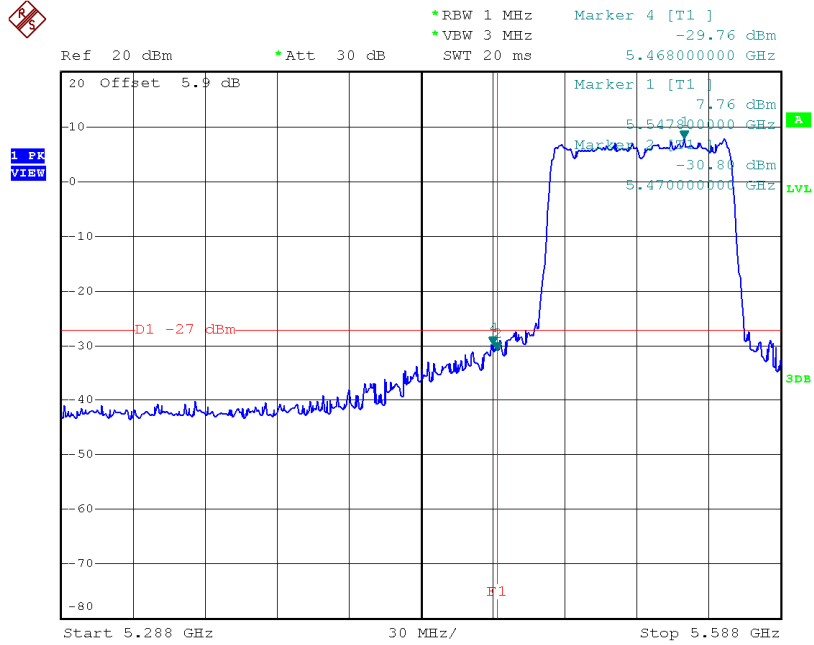
TX mode CH122



Date: 9.DEC.2014 16:15:34

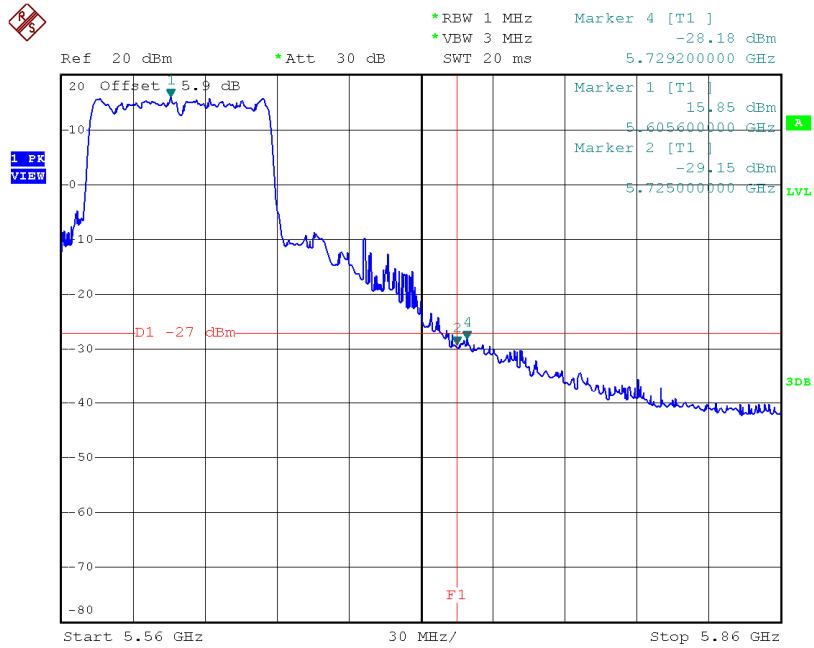
Test Mode: UNII-2C/TX AC80 Mode_ANT 5

TX mode CH106



Date: 9.DEC.2014 15:37:54

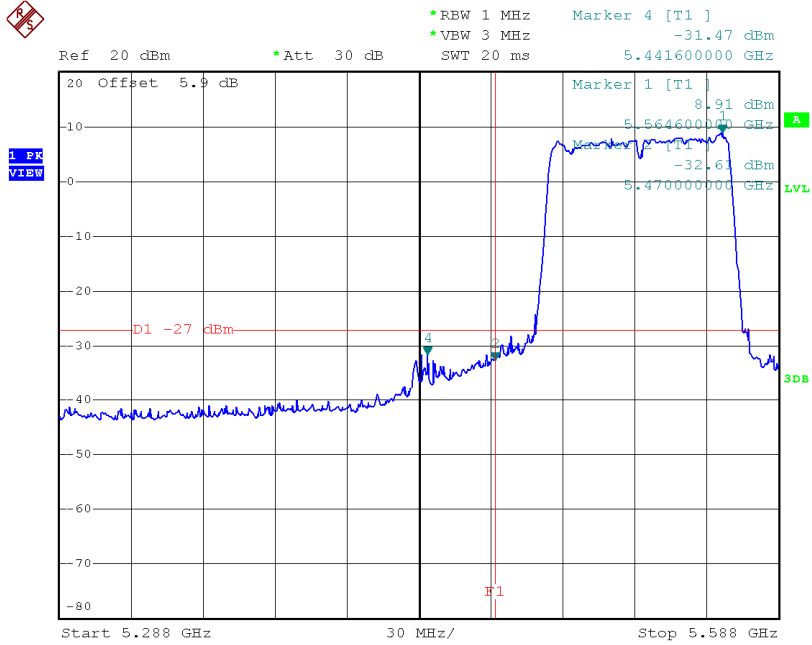
TX mode CH122



Date: 9.DEC.2014 16:12:04

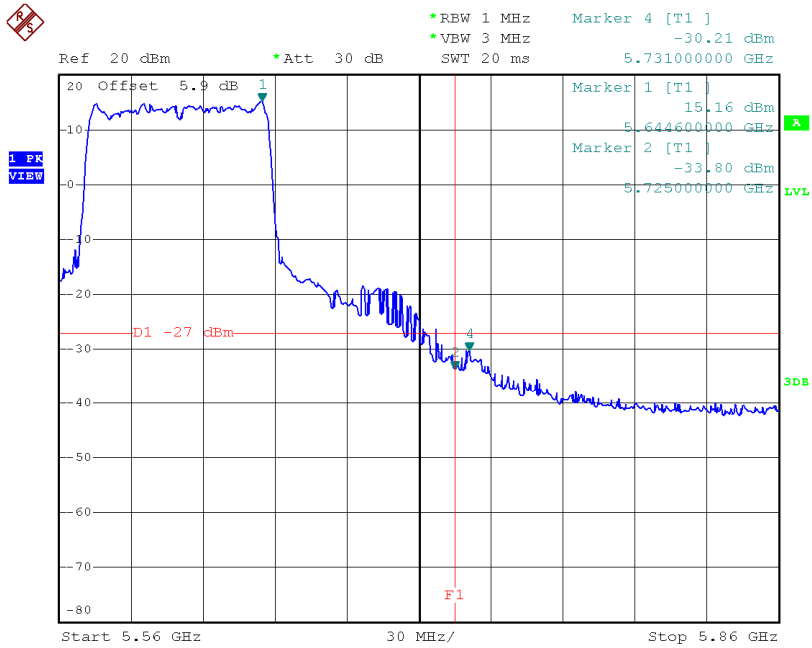
Test Mode: UNII-2C/TX AC80 Mode_ANT 6

TX mode CH106



Date: 9.DEC.2014 15:39:37

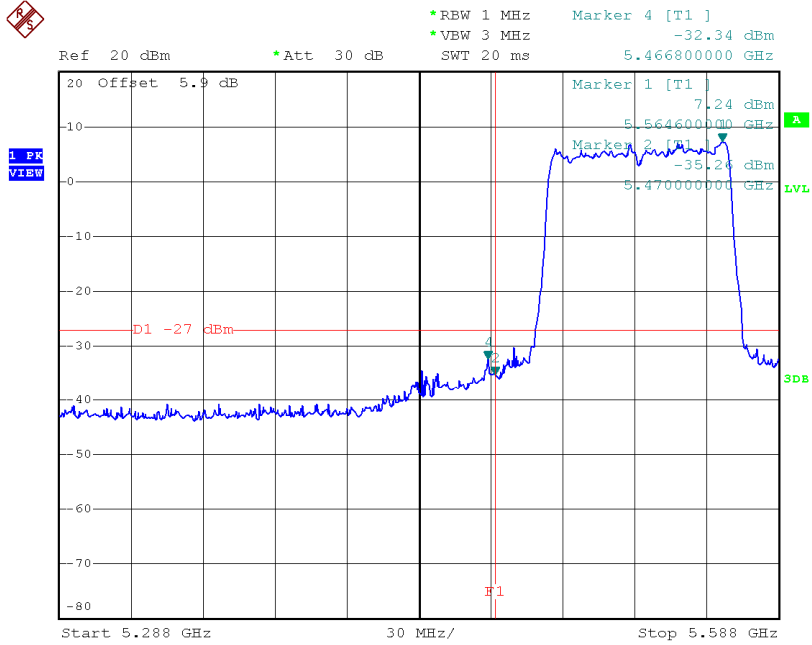
TX mode CH122



Date: 9.DEC.2014 16:16:40

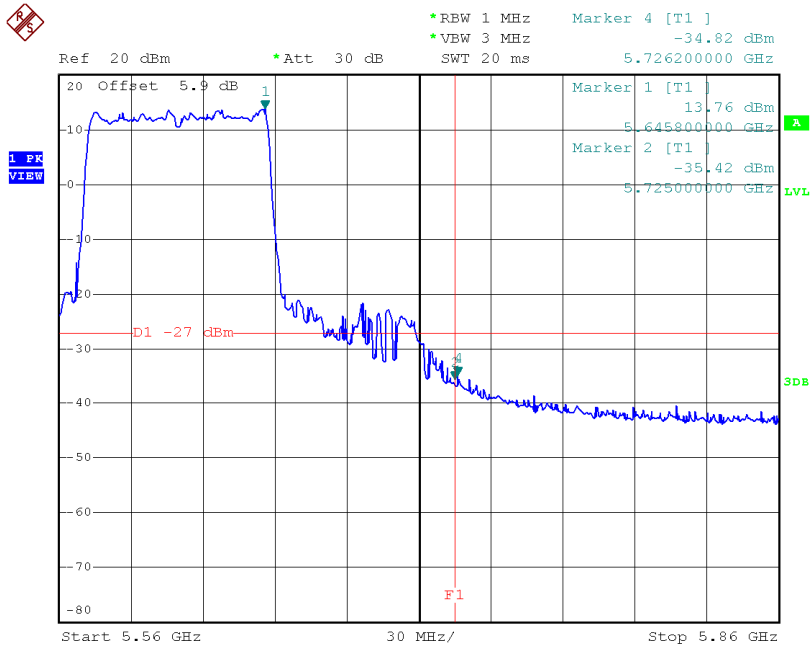
Test Mode: UNII-2C/TX AC80 Mode_ANT 7

TX mode CH106



Date: 9.DEC.2014 15:40:51

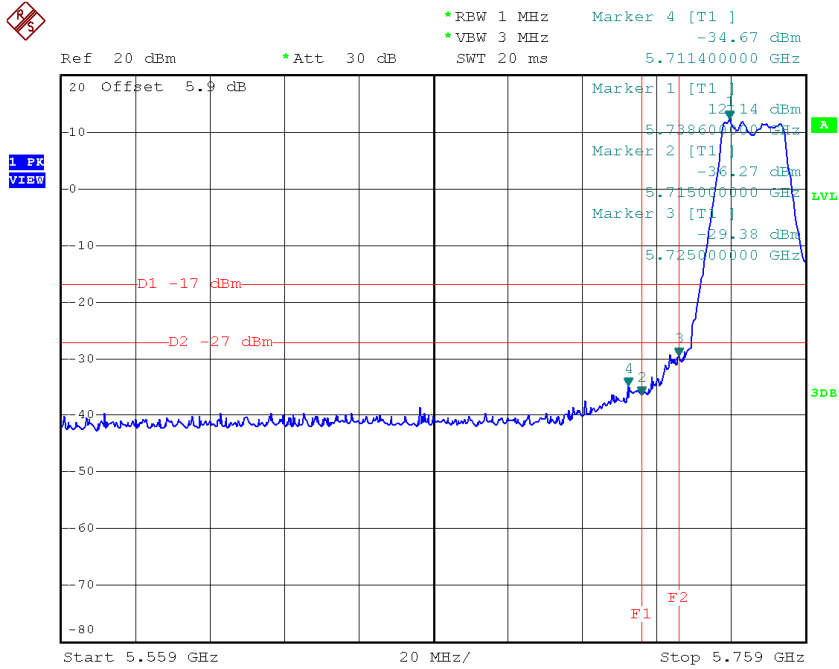
TX mode CH122



Date: 9.DEC.2014 16:17:44

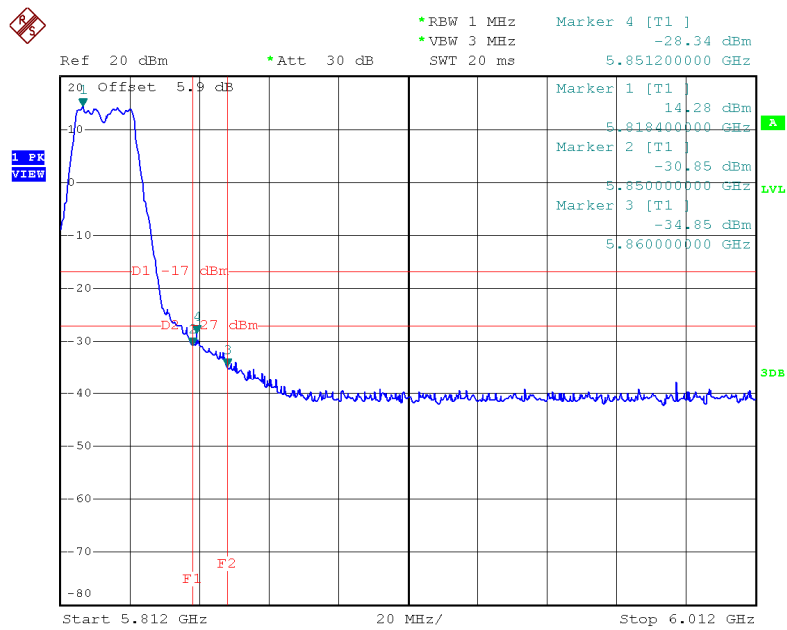
Test Mode: UNII-3/TX AC20 Mode_ANT 4

TX AC HT20 mode CH149



Date: 9.DEC.2014 10:32:08

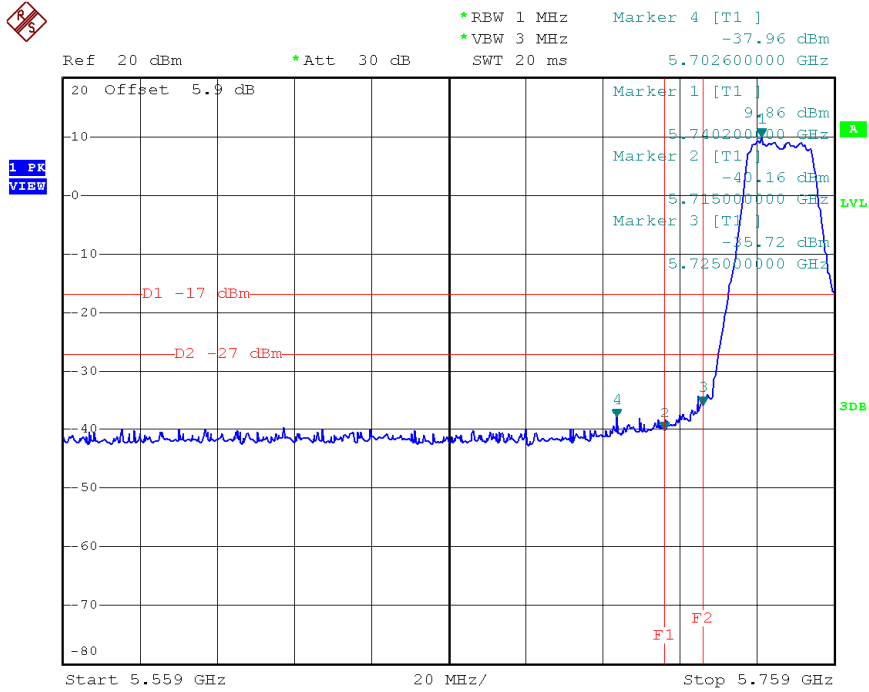
TX AC HT20 mode CH165



Date: 9.DEC.2014 10:42:25

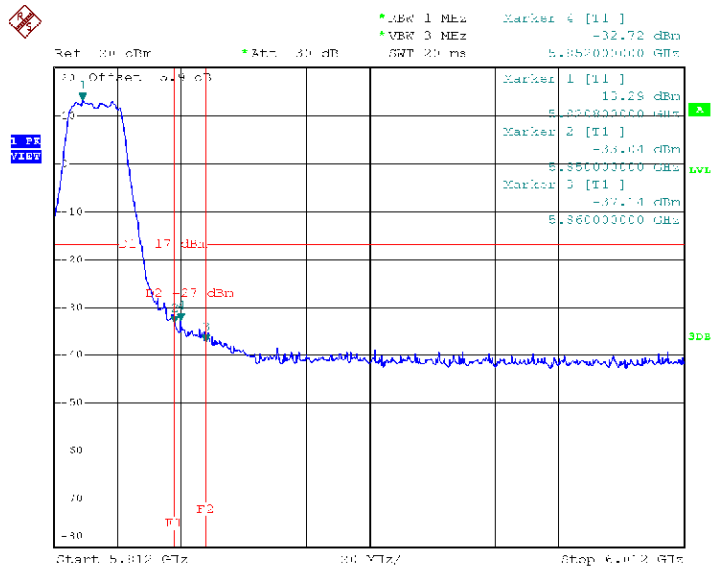
Test Mode: UNII-3/TX AC20 Mode_ANT 5

TX AC HT20 mode CH149



Date: 9.DEC.2014 10:31:17

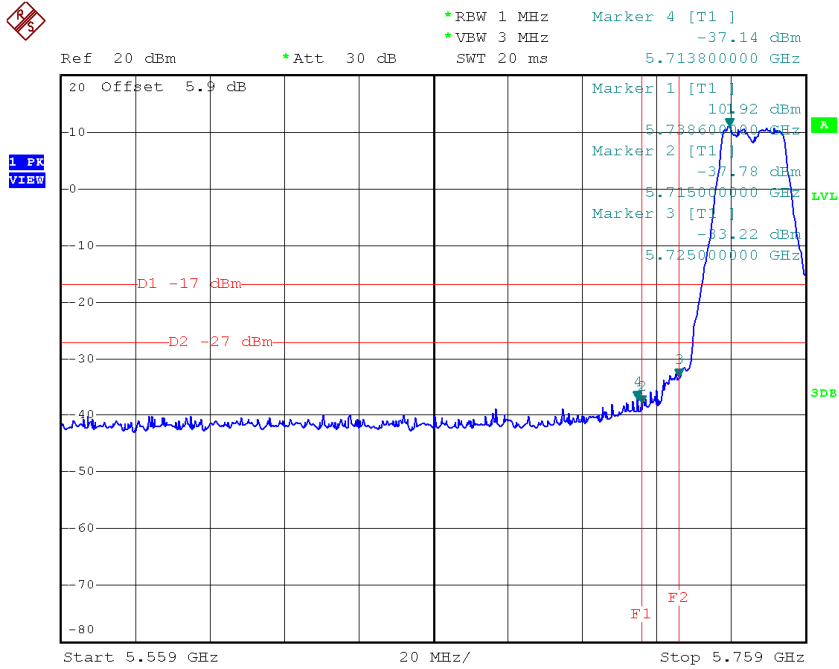
TX AC HT20 mode CH165



Date: 9.DEC.2014 10:41:32

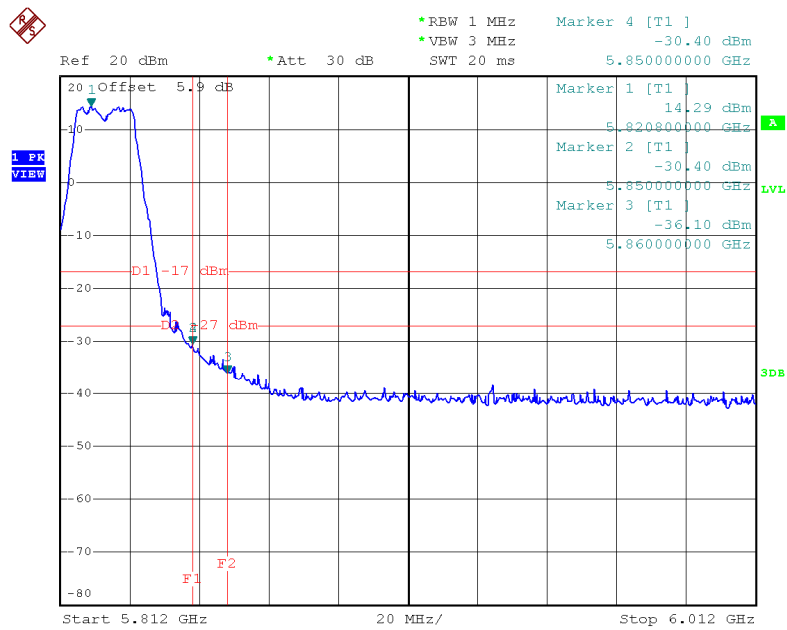
Test Mode: UNII-3/TX AC20 Mode_ANT 6

TX AC HT20 mode CH149



Date: 9.DEC.2014 10:29:12

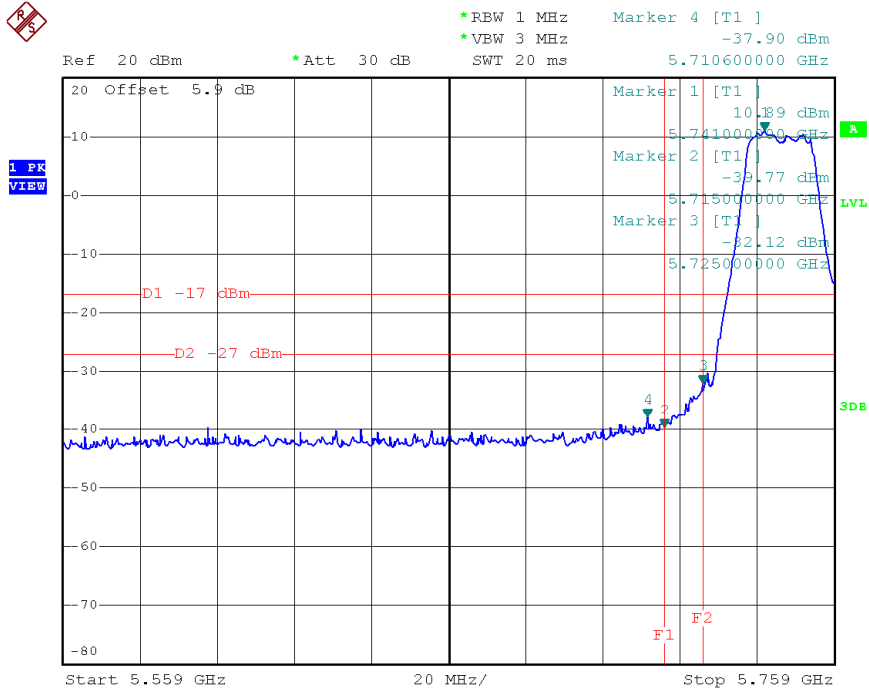
TX AC HT20 mode CH165



Date: 9.DEC.2014 10:40:32

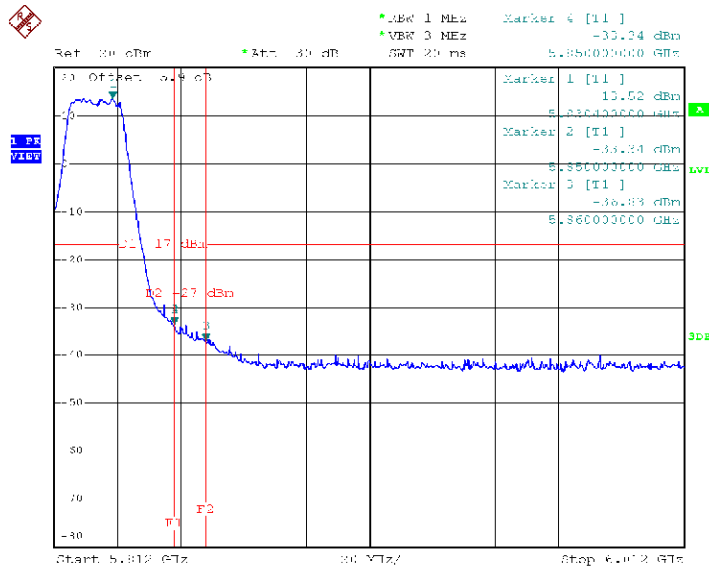
Test Mode: UNII-3/TX AC20 Mode_ANT 7

TX AC HT20 mode CH149



Date: 9.DEC.2014 10:30:24

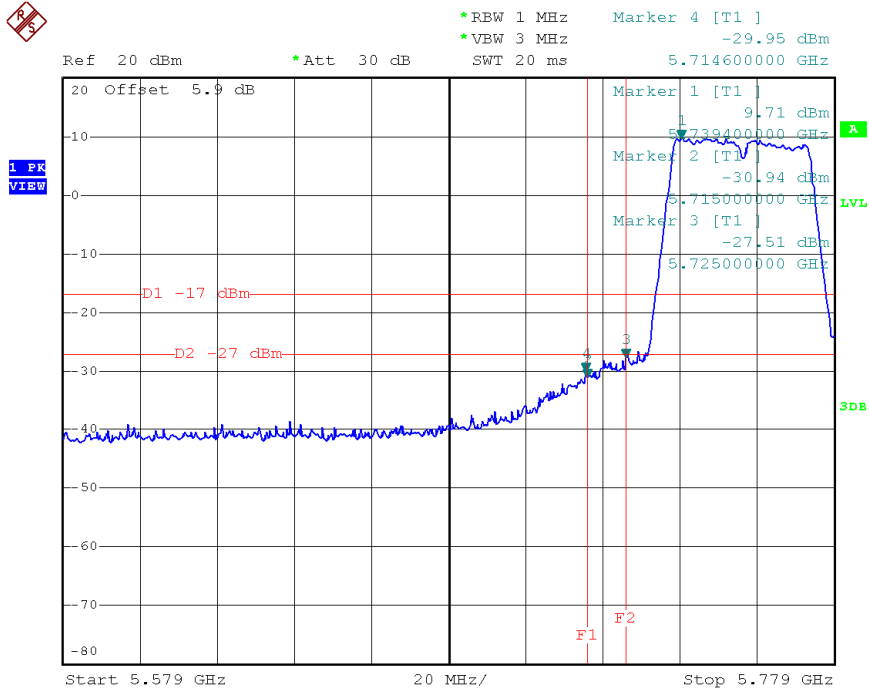
TX AC HT20 mode CH165



Date: 9.DEC.2014 10:39:17

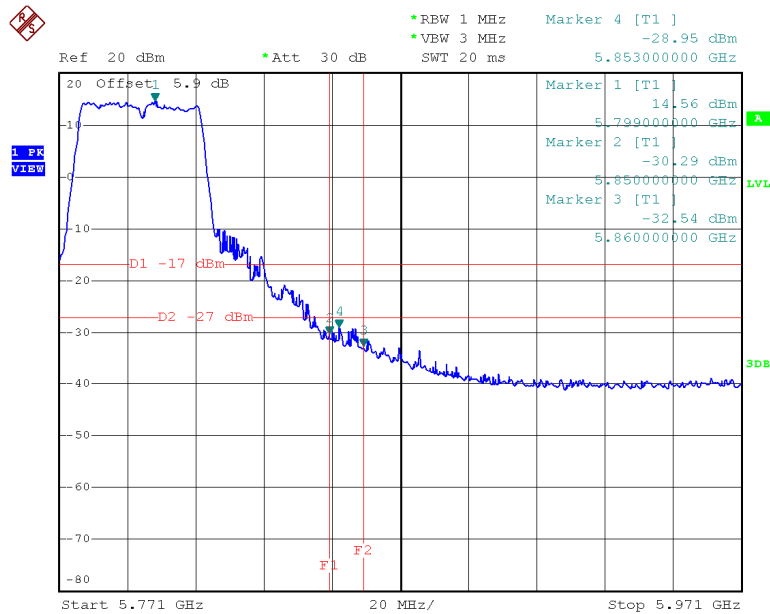
Test Mode: UNII-3/TX AC40 Mode_ANT 4

TX AC HT40 mode CH151



Date: 9.DEC.2014 14:30:22

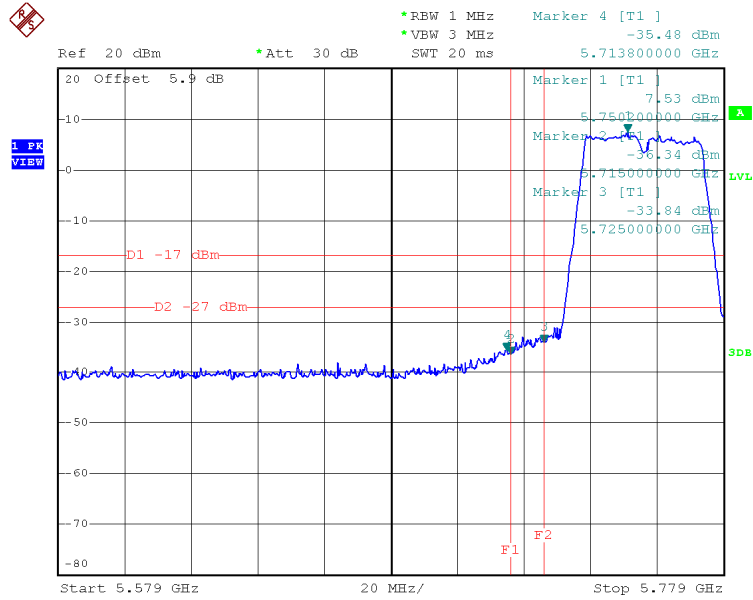
TX AC HT40 mode CH159



Date: 9.DEC.2014 14:48:37

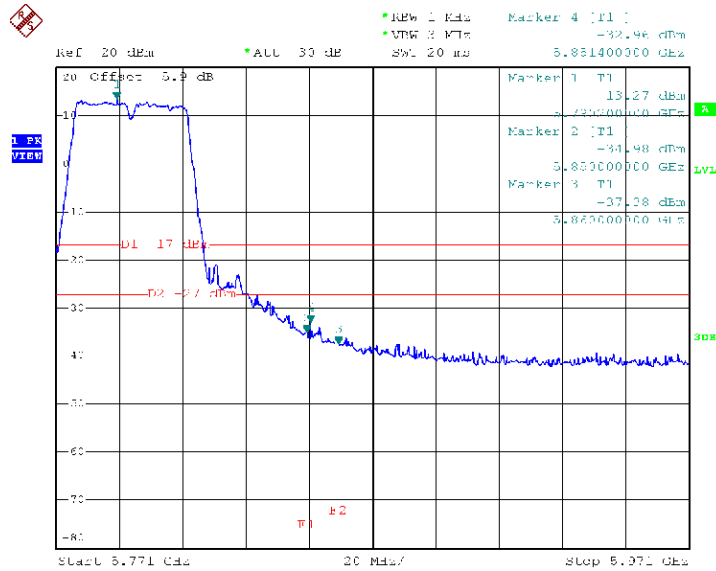
Test Mode: UNII-3/TX AC40 Mode_ANT 5

TX AC HT40 mode CH151



Date: 9.DEC.2014 14:29:19

TX AC HT40 mode CH159



Date: 9.DEC.2014 14:37:17