

1. Photographs of Conducted Emissions Test Configuration

Test Mode: Mode 1

FRONT VIEW




REAR VIEW



2. Photographs of Radiated Emissions Test Configuration

Test Configuration: 30MHz~1GHz / Test Mode: Mode 1

FRONT VIEW




REAR VIEW




Test Configuration: Above 1GHz
For EUT in Y axis (WLAN 5GHz UNII 2A)

FRONT VIEW




REAR VIEW




For EUT in Z axis (WLAN 5GHz UNII 2C)

FRONT VIEW



REAR VIEW



————THE END————