



# Multi-Antenna Systems

## Directional Gain measurement

APPLICANT : Nokia Shanghai Bell Co., Ltd.  
EQUIPMENT : NOKIA WiFi Beacon 24  
BRAND NAME : NOKIA  
MODEL NAME : Beacon 24  
ANTENNA TYPE : PCB Antenna  
TEST DATE(S) : Nov. 15, 2023 ~ Nov. 18, 2023

We, Sporton International Inc. (Kunshan), would like to declare that the tested sample has been evaluated in accordance with the test procedures and has been in compliance with the applicable technical standards.

The test results in this report apply exclusively to the tested model / sample. Without written approval of Sporton International Inc. (Kunshan), the test report shall not be reproduced except in full.

**Sporton International Inc. (Kunshan)**  
**No. 1098, Pengxi North Road, Kunshan Economic Development Zone Jiangsu Province**  
**215300 People's Republic of China**



## Table of Contents

<b>1</b>	<b>General Description .....</b>	<b>4</b>
1.1	Applicant .....	4
1.2	Manufacturer.....	4
1.3	Testing Laboratory.....	4
1.4	Support Unit used in test configuration and system .....	4
1.5	Applicable Standards.....	4
<b>2</b>	<b>Test Result .....</b>	<b>5</b>
2.1	Antenna information.....	5
2.2	Conducted Output Power measurement .....	5
2.3	Radiated EIRP Measurement .....	6
2.4	Directional Gain calculation .....	9
2.5	Directivity plots in 2D cuts .....	10
2.6	Raw Data .....	12
<b>3</b>	<b>List of Measuring Equipment.....</b>	<b>23</b>
<b>4</b>	<b>Setup Photograph and EUT Photographs .....</b>	<b>24</b>
4.1	Set up for Conduced Power .....	24
4.2	Set up for Radiated EIRP .....	25





# 1 General Description

## 1.1 Applicant

Nokia Shanghai Bell Co., Ltd.

No.388, Ningqiao Rd, Pilot Free Trade Zone, Shanghai, 201206 P.R. China

## 1.2 Manufacturer

Nokia of America Corporation

2301 Sugar Bush Rd. Raleigh, NC 27612

## 1.3 Testing Laboratory

Test Firm	Sporton International Inc. (Kunshan)
Test Site Location	No. 1098, Pengxi North Road, Kunshan Economic Development Zone Jiangsu Province 215300 People's Republic of China TEL : +86-512-57900158
Test Site No.	DFS01-KS; 03CH08-KS;

## 1.4 Support Unit used in test configuration and system

Item	Equipment	Brand Name	Model Name	FCC ID	Data Cable	Power Cord
1.	NOTEBOOK	LENOVO	Y510P	N/A	N/A	AC I/P: Unshielded,1.8m DC O/P: shielded,1.8m
2.	NOTEBOOK	LENOVO	15IHU6	PD9AX201NG	N/A	AC I/P: Unshielded,1.8m DC O/P: shielded,1.8m
3.	Router (station)	NOKIA	B10	2ADZRBEACON10	N/A	N/A

## 1.5 Applicable Standards

According to the specifications of the manufacturer, the EUT must comply with the requirements of the following standards:

- ♦ FCC KDB 662911 D3 MIMO Antenna Gain Measurement v01.
- ♦ ANSI C63.10-2013 - Clause 13
- ♦ FCC KDB 412172 D01 Determining ERP and EIRP v01r01.

## 2 Test Result

### 2.1 Antenna information

Frequency(MHz)		Ant5(dBi)	Ant6(dBi)	Ant7(dBi)	Ant8(dBi)
UNII5	5925-6425	4.43	3.20	4.67	3.43
UNII6	6425-6525	4.39	3.54	4.05	3.87
UNII7	6525-6875	4.38	3.64	4.38	3.91
UNII8	6875-7125	4.99	4.54	4.38	5.32

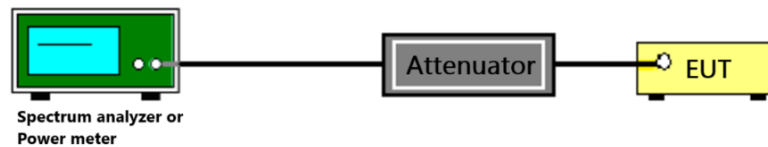
Remark : Please refer to the specific details in Antenna Test report which is separately.

### 2.2 Conducted Output Power measurement

#### 2.2.1 Test Procedures

1. Configuration EUT transmitting packages to the communication emulator in Tx-beamforming mode.
2. Connect EUT to spectrum analyzer or power meter and record the power setting and frequency of EUT
3. The RF output of EUT is connected to the power meter or spectrum analyzer by RF cable and attenuator to measurement conducted power.
4. The pathloss is compensated to the results for each measurement.

#### 2.2.2 Test Setup



#### 2.2.3 Test Result of Conducted Power

Channel	Power Setting	Frequency (MHz)	Power Meter Read Level(dBm)				Cable Loss(dB)	Sum Power (dBm)	DT Factor (dB)	Final Power (dBm)
			Port1	Port2	Port3	Port4				
93	20	6415	-4.86	-5.07	-5.93	-6.95	19.56	19.95	0.09	20.04
117	20	6535	-4.16	-5.02	-4.78	-4.94	19.53	20.84	0.09	20.93
185	20	6875	-4.78	-5.03	-4.25	-4.36	19.90	21.33	0.09	21.42
229	20	7095	-4.24	-5.64	-5.13	-5.72	19.30	20.18	0.09	20.27

Test mode: 802.11ax HE20, Beamforming mode,4Tx, NSS=1

## 2.3 Radiated EIRP Measurement

### 2.3.1 Test environment and Procedures

Radiated Measurement Environment:

The semi anechoic chamber with the following specifications:

- Overall dimensions (L x W x H) : 9m x 6m x 6m (rectangular chamber)
- Antenna measured frequency range: 1GHz to 18GHz
- Radiated measurement test sites conform to the site validation criteria called out in CISPR16-1-4:2019 over the frequency range 1 GHz to 18 GHz. The test object is mounted on a positioner; The positioner is used to move the test object according to the sampling grid. A measurement antenna is placed in the chamber at 3m measurement antenna far-field distance.

### 2.3.2 Test Setup

The EIRP Pattern measurement is using the conical circle cut test system (refer to Figure 1). The EUT is positioned on center of turntable, Data (channel power level) is recorded using the spectrum analyzer for both theta and phi polarizations at each position (refer to Figure 2).

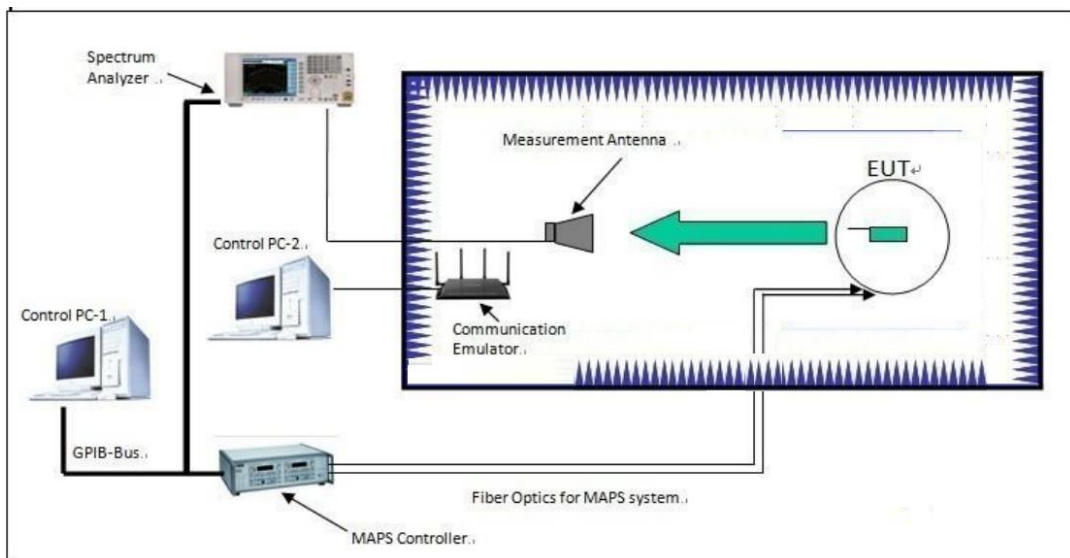


Figure 1-Conical circle cut test system.

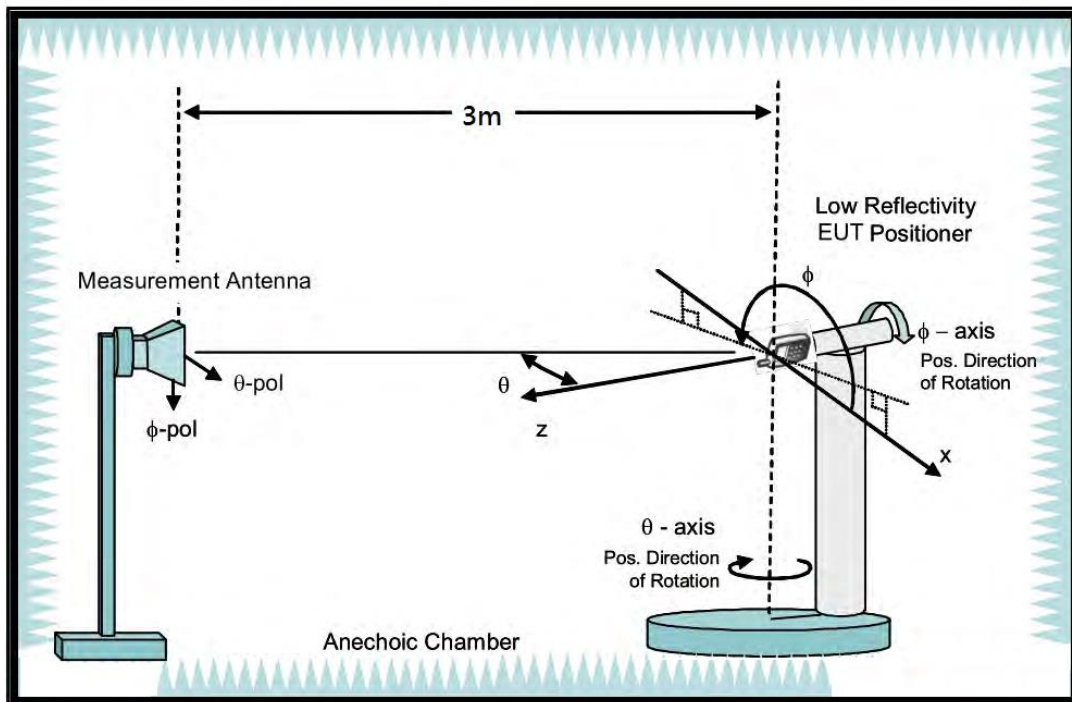


Figure 2-Configuration of Conical circle cut test system.

The figures (refer to section 4.2 Set up for Radiated EIRP Figure) illustrate that EUT operates as an AP (labeled as EUT), while the Communication Emulator serves as a station (labeled as Sta). EUT and Sta communicate with each other using the Tx-beamforming feature. STA is positioned at the same height and location in close proximity to the measurement antenna, ensuring that as EUT rotates along the Phi or Theta axis, EUT's Tx-Beamforming data stream consistently points towards STA and the measurement antenna.

- a. Fix the EUT on the Positioner at center of turntable
- b. Configuration EUT transmitting packages to the communication emulator in Tx-beamforming mode. Please refer to figure 1 for detail configuration.
- c. Make sure that the power settings and frequency are the same as those used for conducted power measurement.
- d. Setup the channel power function by spectrum analyzer. Refer C63.10-2013 11.9.2.2.7 AVGSA-3A:
  - 1) Set RBW=1MHz
  - 2) Set VBW=1/T (where T is duty cycle on time)
  - 3) Sweep point  $\geq [2 \times \text{span} / \text{RBW}]$ .
  - 4) Detector = peak
  - 5) Sweep time=auto
  - 6) average-VBW type=rms
  - 7) Trace mode=max hold
  - 8) Unit= dB $\mu$ V
  - 9) Compute power by integrating the spectrum across the 26 dB OBW of the signal using the instrument's band power measurement function with band limits set equal to the OBW band edges.

e. Read the channel power level on spectrum analyzer and record in following positions.

The following test positions are formulated with reference to clause 13 of ANSI C63.10-2013-Procedures for measuring device operating using antenna arrays with beam-steering and/or beamforming capability, to ensure that the maximum EIRP Power is obtained from the 3D Plane.

- 1) The EUT is then stepped between 0 to 360 degrees along the phi axis in 10-degree increments. At each phi position, the theta axis is continuous running from 0 to 360 degrees or from 360 to 0 degrees.
- 2) Data (channel power level) is recorded using the spectrum analyzer for every phi position of the EUT.
- 3) Further fine-tuning validation based on the Worst of Pre-Scan, adjusting the increment to 2-degree /Step to ensure measurement accuracy.
- 4) Change the polarization of the measurement antenna, repeat the above steps, and record the corresponding spectrum readings of the measurement antenna at theta and phi, respectively.

f. According to ANSI C63.10-2013 clause 10.3.8 Required corrections to the measured signal amplitude levels and clause 10.3.9 Determination of EIRP:

$$\text{EIRP} = [\text{Reading Level} + \text{Correction Factor}(\text{Ant Factor} + \text{Cable loss} - \text{Amp Gain})] - 95.2$$

**2.3.3 Test Results of Max. Radiated EIRP**

Channel	Power Setting	Frequency	Polarization	Phi degree	Read Level	Correction Factor	Max EIRP
		(MHz)	(For Measurement Antenna)	(For EUT)	(dBμV)	(dB)	(dBm)
93	20	6415	Theta	72°	80.82	39.32	24.94
117	20	6535	Theta	70°	81.18	39.89	25.87
185	20	6875	Theta	232°	82.57	39.45	26.82
229	20	7095	Theta	220°	81.20	39.64	25.64

Test mode: 802.11ax HE20, Beamforming mode,4Tx, NSS=1





### 2.4 Directional Gain calculation

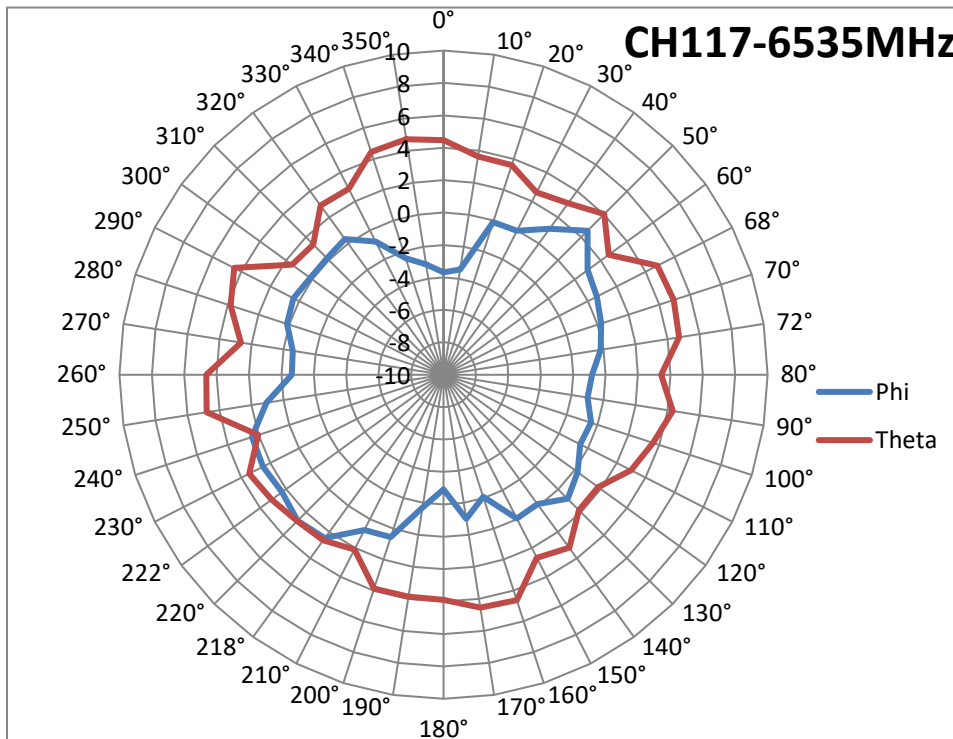
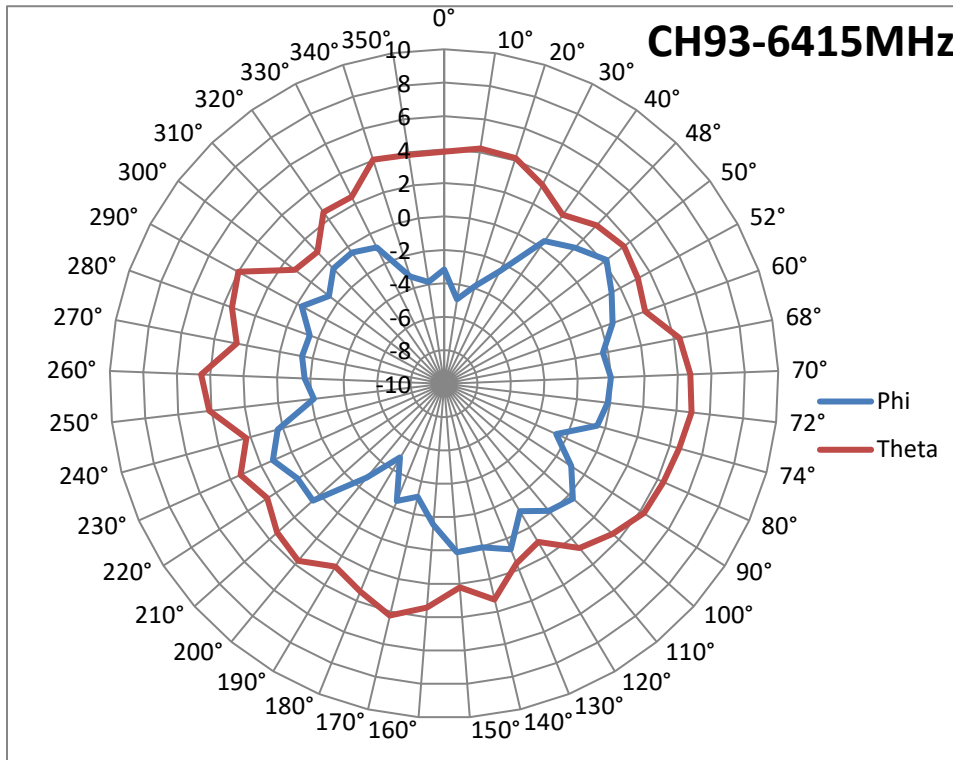
From Clause 2.2, we have measured the Conducted Power, and from Clause 2.3, we have measured the EIRP Power, and we can select the maximum value of EIRP Power from Clause 2.3, Calculate the Directional Antenna Gain using the following formula.

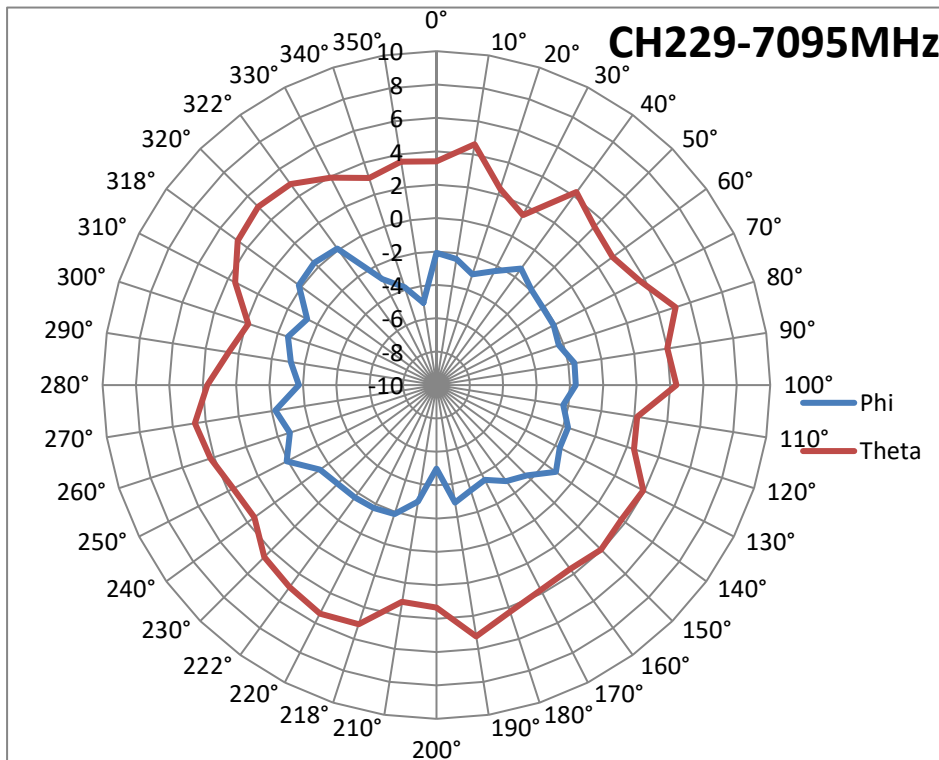
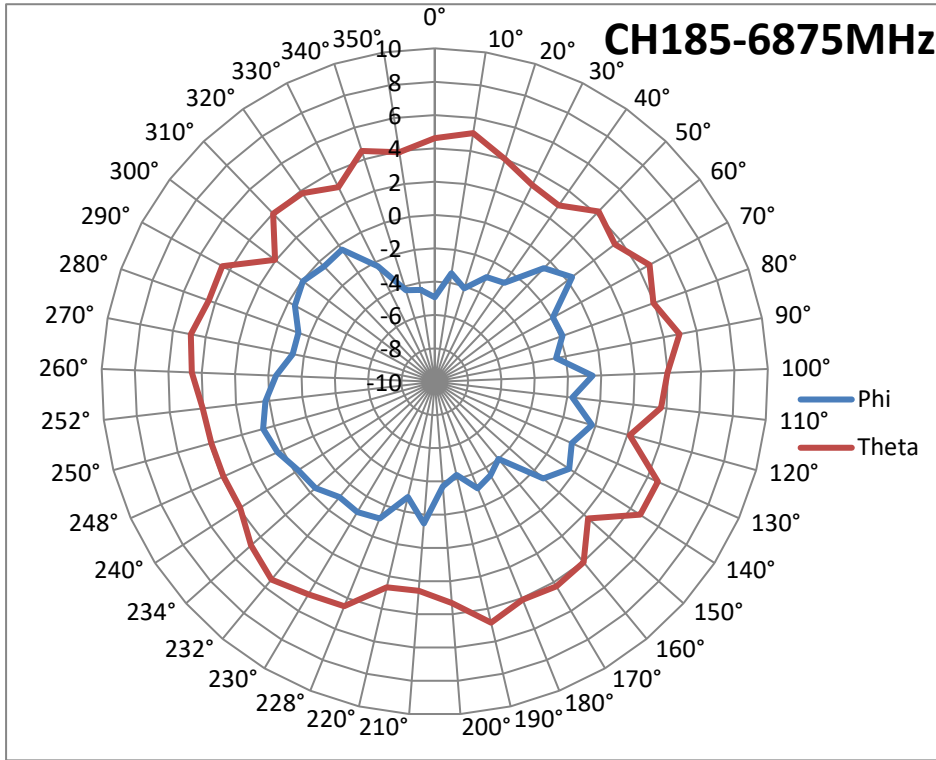
$$\text{Directional Antenna Gain (dBi)} = \text{Max EIRP (dBm)} - \text{Total Conducted Power (dBm)}$$

Channel	Power Setting	Frequency	Conducted Power	Max EIRP	Max Directional Gain
		(MHz)	(dBm)	(dBm)	(dBi)
93	20	6415	20.04	24.94	4.90
117	20	6535	20.93	25.87	4.94
185	20	6875	21.42	26.82	5.40
229	20	7095	20.27	25.64	5.37

Max Directional Gain: Beamforming mode,4Tx,NSS=1

## 2.5 Directivity plots in 2D cuts







## 2.6 Raw Data

### 2.6.1 6415MHz-CH93

Polarization	Phi degree	Read Level	Ant Factor	Cable loss	Preamp Factor	Pre-Att	Measurement EIRP Power	Conducted Power	Directional Gain
(For Measurement Antenna)	(For EUT)	(dBμV)	dB/m	(dB)	(dB)	(dB)	(dBm)	(dBm)	(dBi)
Phi	0°	72.74	35.7	14	30.38	20	16.86	20.04	-3.18
Phi	10°	71.02	35.7	14	30.38	20	15.14	20.04	-4.90
Phi	20°	72.04	35.7	14	30.38	20	16.16	20.04	-3.88
Phi	30°	73.43	35.7	14	30.38	20	17.55	20.04	-2.49
Phi	40°	76.35	35.7	14	30.38	20	20.47	20.04	0.43
Phi	48°	77.21	35.7	14	30.38	20	21.33	20.04	1.29
Phi	50°	78.13	35.7	14	30.38	20	22.25	20.04	2.21
Phi	52°	77.32	35.7	14	30.38	20	21.44	20.04	1.40
Phi	60°	76.63	35.7	14	30.38	20	20.75	20.04	0.71
Phi	68°	75.6	35.7	14	30.38	20	19.72	20.04	-0.32
Phi	70°	75.9	35.7	14	30.38	20	20.02	20.04	-0.02
Phi	72°	75.77	35.7	14	30.38	20	19.89	20.04	-0.15
Phi	74°	75.42	35.7	14	30.38	20	19.54	20.04	-0.50
Phi	80°	73.27	35.7	14	30.38	20	17.39	20.04	-2.65
Phi	90°	74.98	35.7	14	30.38	20	19.10	20.04	-0.94
Phi	100°	76.25	35.7	14	30.38	20	20.37	20.04	0.33
Phi	110°	75.77	35.7	14	30.38	20	19.89	20.04	-0.15
Phi	120°	74.8	35.7	14	30.38	20	18.92	20.04	-1.12
Phi	130°	76.59	35.7	14	30.38	20	20.71	20.04	0.67
Phi	140°	75.97	35.7	14	30.38	20	20.09	20.04	0.05
Phi	150°	76.03	35.7	14	30.38	20	20.15	20.04	0.11
Phi	160°	74.38	35.7	14	30.38	20	18.50	20.04	-1.54
Phi	170°	72.86	35.7	14	30.38	20	16.98	20.04	-3.06
Phi	180°	73.49	35.7	14	30.38	20	17.61	20.04	-2.43
Phi	190°	71.06	35.7	14	30.38	20	15.18	20.04	-4.86
Phi	200°	73.19	35.7	14	30.38	20	17.31	20.04	-2.73
Phi	210°	76.43	35.7	14	30.38	20	20.55	20.04	0.51



Phi	220°	76.35	35.7	14	30.38	20	20.47	20.04	0.43
Phi	230°	77.14	35.7	14	30.38	20	21.26	20.04	1.22
Phi	240°	76.24	35.7	14	30.38	20	20.36	20.04	0.32
Phi	250°	73.76	35.7	14	30.38	20	17.88	20.04	-2.16
Phi	260°	74.26	35.7	14	30.38	20	18.38	20.04	-1.66
Phi	270°	74.58	35.7	14	30.38	20	18.70	20.04	-1.34
Phi	280°	74.46	35.7	14	30.38	20	18.58	20.04	-1.46
Phi	290°	75.62	35.7	14	30.38	20	19.74	20.04	-0.30
Phi	300°	74.57	35.7	14	30.38	20	18.69	20.04	-1.35
Phi	310°	75.47	35.7	14	30.38	20	19.59	20.04	-0.45
Phi	320°	75.5	35.7	14	30.38	20	19.62	20.04	-0.42
Phi	330°	75.01	35.7	14	30.38	20	19.13	20.04	-0.91
Phi	340°	72.65	35.7	14	30.38	20	16.77	20.04	-3.27
Phi	350°	72.08	35.7	14	30.38	20	16.20	20.04	-3.84
Theta	0°	79.8	35.7	14	30.38	20	23.92	20.04	3.88
Theta	10°	80.15	35.7	14	30.38	20	24.27	20.04	4.23
Theta	20°	80.08	35.7	14	30.38	20	24.20	20.04	4.16
Theta	30°	79.19	35.7	14	30.38	20	23.31	20.04	3.27
Theta	40°	78.26	35.7	14	30.38	20	22.38	20.04	2.34
Theta	48°	79.06	35.7	14	30.38	20	23.18	20.04	3.14
Theta	50°	79.45	35.7	14	30.38	20	23.57	20.04	3.53
Theta	52°	79.12	35.7	14	30.38	20	23.24	20.04	3.20
Theta	60°	78.71	35.7	14	30.38	20	22.83	20.04	2.79
Theta	68°	80.26	35.7	14	30.38	20	24.38	20.04	4.34
Theta	70°	80.65	35.7	14	30.38	20	24.77	20.04	4.73
Theta	72°	80.82	35.7	14	30.38	20	24.94	20.04	4.90
Theta	74°	80.51	35.7	14	30.38	20	24.63	20.04	4.59
Theta	80°	80.3	35.7	14	30.38	20	24.42	20.04	4.38
Theta	90°	80.15	35.7	14	30.38	20	24.27	20.04	4.23
Theta	100°	79.43	35.7	14	30.38	20	23.55	20.04	3.51
Theta	110°	78.65	35.7	14	30.38	20	22.77	20.04	2.73
Theta	120°	76.94	35.7	14	30.38	20	21.06	20.04	1.02
Theta	130°	77.5	35.7	14	30.38	20	21.62	20.04	1.58
Theta	140°	79.18	35.7	14	30.38	20	23.30	20.04	3.26



Theta	150°	78.14	35.7	14	30.38	20	22.26	20.04	2.22
Theta	160°	79.34	35.7	14	30.38	20	23.46	20.04	3.42
Theta	170°	80.16	35.7	14	30.38	20	24.28	20.04	4.24
Theta	180°	79.32	35.7	14	30.38	20	23.44	20.04	3.40
Theta	190°	78.64	35.7	14	30.38	20	22.76	20.04	2.72
Theta	200°	79.64	35.7	14	30.38	20	23.76	20.04	3.72
Theta	210°	79.29	35.7	14	30.38	20	23.41	20.04	3.37
Theta	220°	78.52	35.7	14	30.38	20	22.64	20.04	2.60
Theta	230°	79.25	35.7	14	30.38	20	23.37	20.04	3.33
Theta	240°	78.19	35.7	14	30.38	20	22.31	20.04	2.27
Theta	250°	80.05	35.7	14	30.38	20	24.17	20.04	4.13
Theta	260°	80.46	35.7	14	30.38	20	24.58	20.04	4.54
Theta	270°	78.55	35.7	14	30.38	20	22.67	20.04	2.63
Theta	280°	79.4	35.7	14	30.38	20	23.52	20.04	3.48
Theta	290°	79.93	35.7	14	30.38	20	24.05	20.04	4.01
Theta	300°	77.14	35.7	14	30.38	20	21.26	20.04	1.22
Theta	310°	76.85	35.7	14	30.38	20	20.97	20.04	0.93
Theta	320°	78.46	35.7	14	30.38	20	22.58	20.04	2.54
Theta	330°	78.38	35.7	14	30.38	20	22.50	20.04	2.46
Theta	340°	79.97	35.7	14	30.38	20	24.09	20.04	4.05
Theta	350°	79.77	35.7	14	30.38	20	23.89	20.04	3.85

2.6.2 6535MHz-CH117

Polarization	Phi degree	Read Level	Ant Factor	Cable loss	Preamp Factor	Pre-Att	Measurement EIRP Power	Conducted Power	Directional Gain
(For Measurement Antenna)	(For EUT)	(dBμV)	dB/m	(dB)	(dB)	(dB)	(dBm)	(dBm)	(dBi)
Phi	0°	72.56	35.7	14.65	30.46	20	17.25	20.93	-3.68
Phi	10°	72.82	35.7	14.65	30.46	20	17.51	20.93	-3.42
Phi	20°	76.14	35.7	14.65	30.46	20	20.83	20.93	-0.10
Phi	30°	76.22	35.7	14.65	30.46	20	20.91	20.93	-0.02
Phi	40°	77.37	35.7	14.65	30.46	20	22.06	20.93	1.13



Phi	50°	78.8	35.7	14.65	30.46	20	23.49	20.93	2.56
Phi	60°	77.24	35.7	14.65	30.46	20	21.93	20.93	1.00
Phi	68°	76.86	35.7	14.65	30.46	20	21.55	20.93	0.62
Phi	70°	76.47	35.7	14.65	30.46	20	21.16	20.93	0.23
Phi	72°	76.07	35.7	14.65	30.46	20	20.76	20.93	-0.17
Phi	80°	75.4	35.7	14.65	30.46	20	20.09	20.93	-0.84
Phi	90°	75.25	35.7	14.65	30.46	20	19.94	20.93	-0.99
Phi	100°	75.81	35.7	14.65	30.46	20	20.50	20.93	-0.43
Phi	110°	75.7	35.7	14.65	30.46	20	20.39	20.93	-0.54
Phi	120°	76.47	35.7	14.65	30.46	20	21.16	20.93	0.23
Phi	130°	77.07	35.7	14.65	30.46	20	21.76	20.93	0.83
Phi	140°	76.1	35.7	14.65	30.46	20	20.79	20.93	-0.14
Phi	150°	76.21	35.7	14.65	30.46	20	20.90	20.93	-0.03
Phi	160°	74.15	35.7	14.65	30.46	20	18.84	20.93	-2.09
Phi	170°	75.25	35.7	14.65	30.46	20	19.94	20.93	-0.99
Phi	180°	73.32	35.7	14.65	30.46	20	18.01	20.93	-2.92
Phi	190°	74.54	35.7	14.65	30.46	20	19.23	20.93	-1.70
Phi	200°	76.78	35.7	14.65	30.46	20	21.47	20.93	0.54
Phi	210°	76.99	35.7	14.65	30.46	20	21.68	20.93	0.75
Phi	218°	78.7	35.7	14.65	30.46	20	23.39	20.93	2.46
Phi	220°	78.99	35.7	14.65	30.46	20	23.68	20.93	2.75
Phi	222°	78.56	35.7	14.65	30.46	20	23.25	20.93	2.32
Phi	230°	78.75	35.7	14.65	30.46	20	23.44	20.93	2.51
Phi	240°	78.67	35.7	14.65	30.46	20	23.36	20.93	2.43
Phi	250°	77.29	35.7	14.65	30.46	20	21.98	20.93	1.05
Phi	260°	75.61	35.7	14.65	30.46	20	20.30	20.93	-0.63
Phi	270°	75.65	35.7	14.65	30.46	20	20.34	20.93	-0.59
Phi	280°	76.4	35.7	14.65	30.46	20	21.09	20.93	0.16
Phi	290°	76.63	35.7	14.65	30.46	20	21.32	20.93	0.39
Phi	300°	76.4	35.7	14.65	30.46	20	21.09	20.93	0.16
Phi	310°	76.4	35.7	14.65	30.46	20	21.09	20.93	0.16
Phi	320°	76.58	35.7	14.65	30.46	20	21.27	20.93	0.34
Phi	330°	75.46	35.7	14.65	30.46	20	20.15	20.93	-0.78
Phi	340°	73.79	35.7	14.65	30.46	20	18.48	20.93	-2.45



Phi	350°	73.13	35.7	14.65	30.46	20	17.82	20.93	-3.11
Theta	0°	80.72	35.7	14.65	30.46	20	25.41	20.93	4.48
Theta	10°	79.88	35.7	14.65	30.46	20	24.57	20.93	3.64
Theta	20°	79.84	35.7	14.65	30.46	20	24.53	20.93	3.60
Theta	30°	78.87	35.7	14.65	30.46	20	23.56	20.93	2.63
Theta	40°	79.32	35.7	14.65	30.46	20	24.01	20.93	3.08
Theta	50°	80.26	35.7	14.65	30.46	20	24.95	20.93	4.02
Theta	60°	78.84	35.7	14.65	30.46	20	23.53	20.93	2.60
Theta	68°	81.05	35.7	14.65	30.46	20	25.74	20.93	4.81
Theta	70°	81.18	35.7	14.65	30.46	20	25.87	20.93	4.94
Theta	72°	80.96	35.7	14.65	30.46	20	25.65	20.93	4.72
Theta	80°	79.68	35.7	14.65	30.46	20	24.37	20.93	3.44
Theta	90°	80.56	35.7	14.65	30.46	20	25.25	20.93	4.32
Theta	100°	79.84	35.7	14.65	30.46	20	24.53	20.93	3.60
Theta	110°	79.24	35.7	14.65	30.46	20	23.93	20.93	3.00
Theta	120°	78.04	35.7	14.65	30.46	20	22.73	20.93	1.80
Theta	130°	78.06	35.7	14.65	30.46	20	22.75	20.93	1.82
Theta	140°	79.44	35.7	14.65	30.46	20	24.13	20.93	3.20
Theta	150°	78.92	35.7	14.65	30.46	20	23.61	20.93	2.68
Theta	160°	80.86	35.7	14.65	30.46	20	25.55	20.93	4.62
Theta	170°	80.79	35.7	14.65	30.46	20	25.48	20.93	4.55
Theta	180°	80.13	35.7	14.65	30.46	20	24.82	20.93	3.89
Theta	190°	80.11	35.7	14.65	30.46	20	24.80	20.93	3.87
Theta	200°	80.11	35.7	14.65	30.46	20	24.80	20.93	3.87
Theta	210°	78.35	35.7	14.65	30.46	20	23.04	20.93	2.11
Theta	218°	78.88	35.7	14.65	30.46	20	23.57	20.93	2.64
Theta	220°	79.01	35.7	14.65	30.46	20	23.70	20.93	2.77
Theta	222°	79.36	35.7	14.65	30.46	20	24.05	20.93	3.12
Theta	230°	79.7	35.7	14.65	30.46	20	24.39	20.93	3.46
Theta	240°	78.27	35.7	14.65	30.46	20	22.96	20.93	2.03
Theta	250°	81.03	35.7	14.65	30.46	20	25.72	20.93	4.79
Theta	260°	80.88	35.7	14.65	30.46	20	25.57	20.93	4.64
Theta	270°	78.89	35.7	14.65	30.46	20	23.58	20.93	2.65
Theta	280°	80.05	35.7	14.65	30.46	20	24.74	20.93	3.81





Theta	290°	80.74	35.7	14.65	30.46	20	25.43	20.93	4.50
Theta	300°	77.78	35.7	14.65	30.46	20	22.47	20.93	1.54
Theta	310°	77.61	35.7	14.65	30.46	20	22.30	20.93	1.37
Theta	320°	79.16	35.7	14.65	30.46	20	23.85	20.93	2.92
Theta	330°	79.12	35.7	14.65	30.46	20	23.81	20.93	2.88
Theta	340°	80.69	35.7	14.65	30.46	20	25.38	20.93	4.45
Theta	350°	80.95	35.7	14.65	30.46	20	25.64	20.93	4.71

2.6.3 6875MHz-CH185

Polarization	Phi degree	Read Level	Ant Factor	Cable loss	Preamp Factor	Pre-Att	Measurement EIRP Power	Conducted Power	Directional Gain
(For Measurement Antenna)	(For EUT)	(dBμV)	dB/m	(dB)	(dB)	(dB)	(dBm)	(dBm)	(dBi)
Phi	0°	72.24	35.75	14.53	30.83	20	16.49	21.42	-4.93
Phi	10°	73.75	35.75	14.53	30.83	20	18.00	21.42	-3.42
Phi	20°	73.05	35.75	14.53	30.83	20	17.30	21.42	-4.12
Phi	30°	74.17	35.75	14.53	30.83	20	18.42	21.42	-3.00
Phi	40°	74.41	35.75	14.53	30.83	20	18.66	21.42	-2.76
Phi	50°	76.62	35.75	14.53	30.83	20	20.87	21.42	-0.55
Phi	60°	77.53	35.75	14.53	30.83	20	21.78	21.42	0.36
Phi	70°	75.25	35.75	14.53	30.83	20	19.50	21.42	-1.92
Phi	80°	75.31	35.75	14.53	30.83	20	19.56	21.42	-1.86
Phi	90°	74.59	35.75	14.53	30.83	20	18.84	21.42	-2.58
Phi	100°	76.65	35.75	14.53	30.83	20	20.90	21.42	-0.52
Phi	110°	75.49	35.75	14.53	30.83	20	19.74	21.42	-1.68
Phi	120°	76.96	35.75	14.53	30.83	20	21.21	21.42	-0.21
Phi	130°	76.19	35.75	14.53	30.83	20	20.44	21.42	-0.98
Phi	140°	76.79	35.75	14.53	30.83	20	21.04	21.42	-0.38
Phi	150°	75.9	35.75	14.53	30.83	20	20.15	21.42	-1.27
Phi	160°	73.17	35.75	14.53	30.83	20	17.42	21.42	-4.00
Phi	170°	73.7	35.75	14.53	30.83	20	17.95	21.42	-3.47
Phi	180°	74.08	35.75	14.53	30.83	20	18.33	21.42	-3.09



Phi	190°	72.91	35.75	14.53	30.83	20	17.16	21.42	-4.26
Phi	200°	73.48	35.75	14.53	30.83	20	17.73	21.42	-3.69
Phi	210°	75.7	35.75	14.53	30.83	20	19.95	21.42	-1.47
Phi	220°	74.27	35.75	14.53	30.83	20	18.52	21.42	-2.90
Phi	228°	76.01	35.75	14.53	30.83	20	20.26	21.42	-1.16
Phi	230°	76.27	35.75	14.53	30.83	20	20.52	21.42	-0.90
Phi	232°	76.15	35.75	14.53	30.83	20	20.40	21.42	-1.02
Phi	234°	76.77	35.75	14.53	30.83	20	21.02	21.42	-0.40
Phi	240°	76.95	35.75	14.53	30.83	20	21.20	21.42	-0.22
Phi	248°	77.51	35.75	14.53	30.83	20	21.76	21.42	0.34
Phi	250°	77.85	35.75	14.53	30.83	20	22.10	21.42	0.68
Phi	252°	77.39	35.75	14.53	30.83	20	21.64	21.42	0.22
Phi	260°	76.7	35.75	14.53	30.83	20	20.95	21.42	-0.47
Phi	270°	75.86	35.75	14.53	30.83	20	20.11	21.42	-1.31
Phi	280°	75.87	35.75	14.53	30.83	20	20.12	21.42	-1.30
Phi	290°	76.73	35.75	14.53	30.83	20	20.98	21.42	-0.44
Phi	300°	77.11	35.75	14.53	30.83	20	21.36	21.42	-0.06
Phi	310°	76.76	35.75	14.53	30.83	20	21.01	21.42	-0.41
Phi	320°	76.86	35.75	14.53	30.83	20	21.11	21.42	-0.31
Phi	330°	74.89	35.75	14.53	30.83	20	19.14	21.42	-2.28
Phi	340°	72.92	35.75	14.53	30.83	20	17.17	21.42	-4.25
Phi	350°	72.74	35.75	14.53	30.83	20	16.99	21.42	-4.43
Theta	0°	81.79	35.75	14.53	30.83	20	26.04	21.42	4.62
Theta	10°	82.26	35.75	14.53	30.83	20	26.51	21.42	5.09
Theta	20°	81.17	35.75	14.53	30.83	20	25.42	21.42	4.00
Theta	30°	80.35	35.75	14.53	30.83	20	24.60	21.42	3.18
Theta	40°	80.1	35.75	14.53	30.83	20	24.35	21.42	2.93
Theta	50°	81.35	35.75	14.53	30.83	20	25.60	21.42	4.18
Theta	60°	80.76	35.75	14.53	30.83	20	25.01	21.42	3.59
Theta	70°	81.85	35.75	14.53	30.83	20	26.10	21.42	4.68
Theta	80°	81.11	35.75	14.53	30.83	20	25.36	21.42	3.94
Theta	90°	82.13	35.75	14.53	30.83	20	26.38	21.42	4.96
Theta	100°	81.15	35.75	14.53	30.83	20	25.40	21.42	3.98
Theta	110°	80.85	35.75	14.53	30.83	20	25.10	21.42	3.68



Theta	120°	79.3	35.75	14.53	30.83	20	23.55	21.42	2.13
Theta	130°	81.84	35.75	14.53	30.83	20	26.09	21.42	4.67
Theta	140°	81.86	35.75	14.53	30.83	20	26.11	21.42	4.69
Theta	150°	79.5	35.75	14.53	30.83	20	23.75	21.42	2.33
Theta	160°	81.22	35.75	14.53	30.83	20	25.47	21.42	4.05
Theta	170°	81.45	35.75	14.53	30.83	20	25.70	21.42	4.28
Theta	180°	81.28	35.75	14.53	30.83	20	25.53	21.42	4.11
Theta	190°	82.02	35.75	14.53	30.83	20	26.27	21.42	4.85
Theta	200°	80.48	35.75	14.53	30.83	20	24.73	21.42	3.31
Theta	210°	79.76	35.75	14.53	30.83	20	24.01	21.42	2.59
Theta	220°	79.84	35.75	14.53	30.83	20	24.09	21.42	2.67
Theta	228°	81.69	35.75	14.53	30.83	20	25.94	21.42	4.52
Theta	230°	82.01	35.75	14.53	30.83	20	26.26	21.42	4.84
Theta	232°	82.57	35.75	14.53	30.83	20	26.82	21.42	5.40
Theta	234°	81.94	35.75	14.53	30.83	20	26.19	21.42	4.77
Theta	240°	81.09	35.75	14.53	30.83	20	25.34	21.42	3.92
Theta	248°	81.07	35.75	14.53	30.83	20	25.32	21.42	3.90
Theta	250°	81.08	35.75	14.53	30.83	20	25.33	21.42	3.91
Theta	252°	81.19	35.75	14.53	30.83	20	25.44	21.42	4.02
Theta	260°	81.75	35.75	14.53	30.83	20	26.00	21.42	4.58
Theta	270°	82.08	35.75	14.53	30.83	20	26.33	21.42	4.91
Theta	280°	81.58	35.75	14.53	30.83	20	25.83	21.42	4.41
Theta	290°	81.69	35.75	14.53	30.83	20	25.94	21.42	4.52
Theta	300°	79.23	35.75	14.53	30.83	20	23.48	21.42	2.06
Theta	310°	81.16	35.75	14.53	30.83	20	25.41	21.42	3.99
Theta	320°	80.99	35.75	14.53	30.83	20	25.24	21.42	3.82
Theta	330°	80.2	35.75	14.53	30.83	20	24.45	21.42	3.03
Theta	340°	81.69	35.75	14.53	30.83	20	25.94	21.42	4.52
Theta	350°	81.1	35.75	14.53	30.83	20	25.35	21.42	3.93



2.6.4 7095MHz-CH229

Polarization	Phi degree	Read Level	Ant Factor	Cable loss	Preamp Factor	Pre-Att	Measurement EIRP Power	Conducted Power	Directional Gain
(For Measurement Antenna)	(For EUT)	(dBμV)	dB/m	(dB)	(dB)	(dB)	(dBm)	(dBm)	(dBi)
Phi	0°	73.74	35.81	14.86	31.03	20	18.18	20.27	-2.09
Phi	10°	73.48	35.81	14.86	31.03	20	17.92	20.27	-2.35
Phi	20°	72.8	35.81	14.86	31.03	20	17.24	20.27	-3.03
Phi	30°	73.49	35.81	14.86	31.03	20	17.93	20.27	-2.34
Phi	40°	74.46	35.81	14.86	31.03	20	18.90	20.27	-1.37
Phi	50°	73.88	35.81	14.86	31.03	20	18.32	20.27	-1.95
Phi	60°	73.71	35.81	14.86	31.03	20	18.15	20.27	-2.12
Phi	70°	73.71	35.81	14.86	31.03	20	18.15	20.27	-2.12
Phi	80°	73.54	35.81	14.86	31.03	20	17.98	20.27	-2.29
Phi	90°	74.2	35.81	14.86	31.03	20	18.64	20.27	-1.63
Phi	100°	74.18	35.81	14.86	31.03	20	18.62	20.27	-1.65
Phi	110°	73.53	35.81	14.86	31.03	20	17.97	20.27	-2.30
Phi	120°	74.13	35.81	14.86	31.03	20	18.57	20.27	-1.70
Phi	130°	74.12	35.81	14.86	31.03	20	18.56	20.27	-1.71
Phi	140°	74.68	35.81	14.86	31.03	20	19.12	20.27	-1.15
Phi	150°	73.5	35.81	14.86	31.03	20	17.94	20.27	-2.33
Phi	160°	72.95	35.81	14.86	31.03	20	17.39	20.27	-2.88
Phi	170°	72.21	35.81	14.86	31.03	20	16.65	20.27	-3.62
Phi	180°	72.47	35.81	14.86	31.03	20	16.91	20.27	-3.36
Phi	190°	72.96	35.81	14.86	31.03	20	17.40	20.27	-2.87
Phi	200°	70.84	35.81	14.86	31.03	20	15.28	20.27	-4.99
Phi	210°	72.91	35.81	14.86	31.03	20	17.35	20.27	-2.92
Phi	218°	73.96	35.81	14.86	31.03	20	18.40	20.27	-1.87
Phi	220°	74.11	35.81	14.86	31.03	20	18.55	20.27	-1.72
Phi	222°	74.15	35.81	14.86	31.03	20	18.59	20.27	-1.68
Phi	230°	74.2	35.81	14.86	31.03	20	18.64	20.27	-1.63
Phi	240°	74.45	35.81	14.86	31.03	20	18.89	20.27	-1.38
Phi	250°	75.89	35.81	14.86	31.03	20	20.33	20.27	0.06



Phi	260°	75.07	35.81	14.86	31.03	20	19.51	20.27	-0.76
Phi	270°	75.6	35.81	14.86	31.03	20	20.04	20.27	-0.23
Phi	280°	74.07	35.81	14.86	31.03	20	18.51	20.27	-1.76
Phi	290°	74.65	35.81	14.86	31.03	20	19.09	20.27	-1.18
Phi	300°	75.19	35.81	14.86	31.03	20	19.63	20.27	-0.64
Phi	310°	74.53	35.81	14.86	31.03	20	18.97	20.27	-1.30
Phi	318°	76.01	35.81	14.86	31.03	20	20.45	20.27	0.18
Phi	320°	76.17	35.81	14.86	31.03	20	20.61	20.27	0.34
Phi	322°	75.93	35.81	14.86	31.03	20	20.37	20.27	0.10
Phi	330°	72.94	35.81	14.86	31.03	20	17.38	20.27	-2.89
Phi	340°	72	35.81	14.86	31.03	20	16.44	20.27	-3.83
Phi	350°	70.82	35.81	14.86	31.03	20	15.26	20.27	-5.01
Theta	0°	79.23	35.81	14.86	31.03	20	23.67	20.27	3.40
Theta	10°	80.43	35.81	14.86	31.03	20	24.87	20.27	4.60
Theta	20°	78.19	35.81	14.86	31.03	20	22.63	20.27	2.36
Theta	30°	77.26	35.81	14.86	31.03	20	21.70	20.27	1.43
Theta	40°	80.11	35.81	14.86	31.03	20	24.55	20.27	4.28
Theta	50°	79.23	35.81	14.86	31.03	20	23.67	20.27	3.40
Theta	60°	78.88	35.81	14.86	31.03	20	23.32	20.27	3.05
Theta	70°	79.53	35.81	14.86	31.03	20	23.97	20.27	3.70
Theta	80°	80.89	35.81	14.86	31.03	20	25.33	20.27	5.06
Theta	90°	79.84	35.81	14.86	31.03	20	24.28	20.27	4.01
Theta	100°	80.21	35.81	14.86	31.03	20	24.65	20.27	4.38
Theta	110°	78.01	35.81	14.86	31.03	20	22.45	20.27	2.18
Theta	120°	78.28	35.81	14.86	31.03	20	22.72	20.27	2.45
Theta	130°	79.75	35.81	14.86	31.03	20	24.19	20.27	3.92
Theta	140°	79.54	35.81	14.86	31.03	20	23.98	20.27	3.71
Theta	150°	79.77	35.81	14.86	31.03	20	24.21	20.27	3.94
Theta	160°	79.46	35.81	14.86	31.03	20	23.90	20.27	3.63
Theta	170°	79.61	35.81	14.86	31.03	20	24.05	20.27	3.78
Theta	180°	80.12	35.81	14.86	31.03	20	24.56	20.27	4.29
Theta	190°	81.08	35.81	14.86	31.03	20	25.52	20.27	5.25
Theta	200°	79.16	35.81	14.86	31.03	20	23.60	20.27	3.33
Theta	210°	78.99	35.81	14.86	31.03	20	23.43	20.27	3.16



Theta	218°	80.9	35.81	14.86	31.03	20	25.34	20.27	5.07
Theta	220°	81.2	35.81	14.86	31.03	20	25.64	20.27	5.37
Theta	222°	80.79	35.81	14.86	31.03	20	25.23	20.27	4.96
Theta	230°	80.41	35.81	14.86	31.03	20	24.85	20.27	4.58
Theta	240°	79.31	35.81	14.86	31.03	20	23.75	20.27	3.48
Theta	250°	79.49	35.81	14.86	31.03	20	23.93	20.27	3.66
Theta	260°	80.07	35.81	14.86	31.03	20	24.51	20.27	4.24
Theta	270°	80.48	35.81	14.86	31.03	20	24.92	20.27	4.65
Theta	280°	79.55	35.81	14.86	31.03	20	23.99	20.27	3.72
Theta	290°	78.43	35.81	14.86	31.03	20	22.87	20.27	2.60
Theta	300°	77.69	35.81	14.86	31.03	20	22.13	20.27	1.86
Theta	310°	79.36	35.81	14.86	31.03	20	23.80	20.27	3.53
Theta	318°	80.55	35.81	14.86	31.03	20	24.99	20.27	4.72
Theta	320°	80.92	35.81	14.86	31.03	20	25.36	20.27	5.09
Theta	322°	80.71	35.81	14.86	31.03	20	25.15	20.27	4.88
Theta	330°	79.78	35.81	14.86	31.03	20	24.22	20.27	3.95
Theta	340°	78.87	35.81	14.86	31.03	20	23.31	20.27	3.04
Theta	350°	79.38	35.81	14.86	31.03	20	23.82	20.27	3.55



### 3 List of Measuring Equipment

Instrument	Brand Name	Model No.	Serial No.	Characteristics	Calibration Date	Test Date	Due Date	Remark
Power Meter	Anritsu	ML2495A	1005002	50MHz Bandwidth	Jan. 05, 2023	Nov. 08, 2023	Jan. 04, 2024	Conducted (DFS01-KS)
Combiner	MTJ Cooperation	MTJ7018-N	16072602	50ohm N RESISTIVE POWER DIVIDER 2WAY DC-18 GHZ	NCR	Nov. 08, 2023	NCR	Conducted (DFS01-KS)
10dB attenuator	TOJOIN	SMA(JK)	TH01KS01	2W/DC-18G	NCR	Nov. 08, 2023	NCR	Conducted (DFS01-KS)
EXA Spectrum Analyzer	Keysight	N9010A	MY55370528	10Hz-44G,MAX 30dB	Oct. 10, 2023	Nov. 15, 2023	Oct. 09, 2024	Radiation (03CH08-KS)
Double Ridge Horn Antenna	ETS-Lindgren	3117	75959	1GHz~18GHz	Mar. 18, 2023	Nov. 15, 2023	Mar. 17, 2024	Radiation (03CH08-KS)
Amplifier	Keysight	83017A	MY53270319	500MHz~26.5G Hz	Oct. 10, 2023	Nov. 15, 2023	Oct. 09, 2024	Radiation (03CH08-KS)
AC Power Source	Chroma	61601	616010002473	N/A	NCR	Nov. 15, 2023	NCR	Radiation (03CH08-KS)
Antenna Mast	EM	EM 1000-A	N/A	1 m~4 m	NCR	Nov. 15, 2023	NCR	Radiation (03CH08-KS)
RF Cable	HUBER+SUHNER	SUCOFLEX102E	03CH08KS01	30Mhz-40Ghz	Mar. 30, 2023	Nov. 15, 2023	Mar. 29, 2024	Radiation (03CH08-KS)
RF Cable	HUBER+SUHNER	SUCOFLEX102E	03CH08KS02	30Mhz-40Ghz	Mar. 30, 2023	Nov. 15, 2023	Mar. 29, 2024	Radiation (03CH08-KS)
RF Cable	HUBER+SUHNER	SUCOFLEX102E	03CH08KS03	30Mhz-40Ghz	Mar. 30, 2023	Nov. 15, 2023	Mar. 29, 2024	Radiation (03CH08-KS)
10dB attenuator	TOJOIN	SMA(JK)	03CH08KS07 03CH08KS08	2W/DC-18G	NCR	Nov. 15, 2023	NCR	Radiation (03CH08-KS)
Phi & Theta axis instrument	EM	Phi1600 Theta800	060947	N/A	NCR	Nov. 15, 2023	NCR	Radiation (03CH08-KS)
Turn Table Master	ChainTek	EM2000	060947	N/A	NCR	Nov. 15, 2023	NCR	Radiation (03CH08-KS)

NCR: No Calibration Required