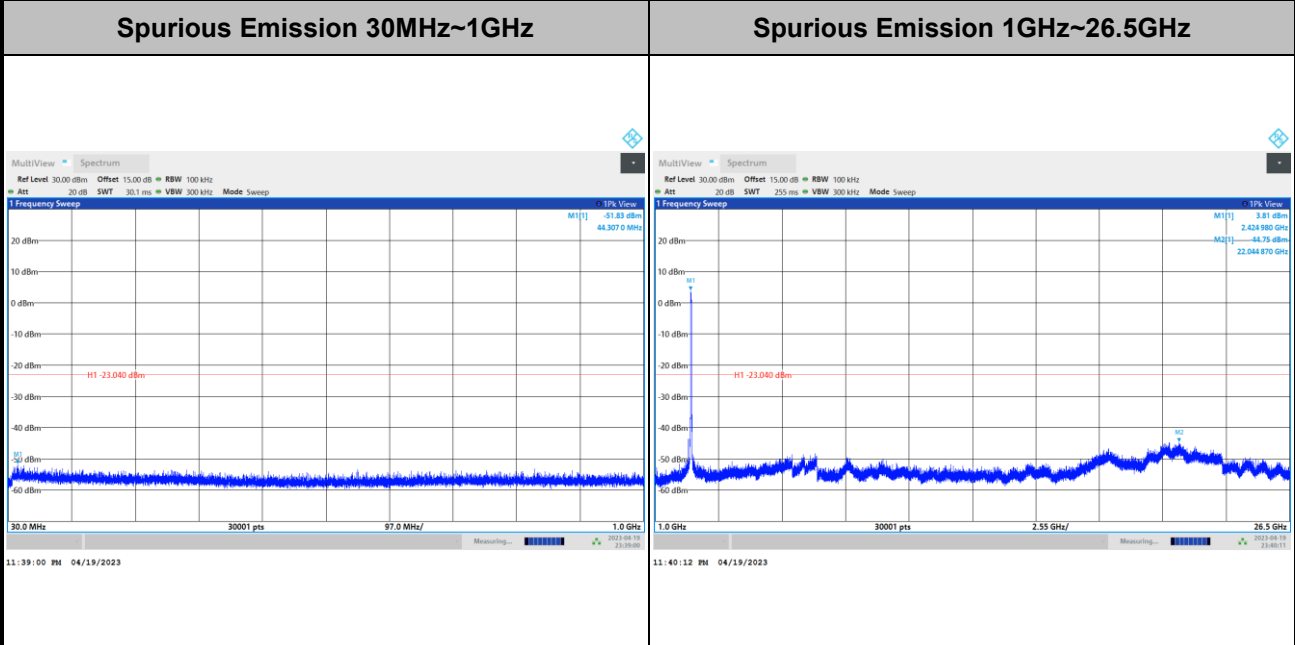
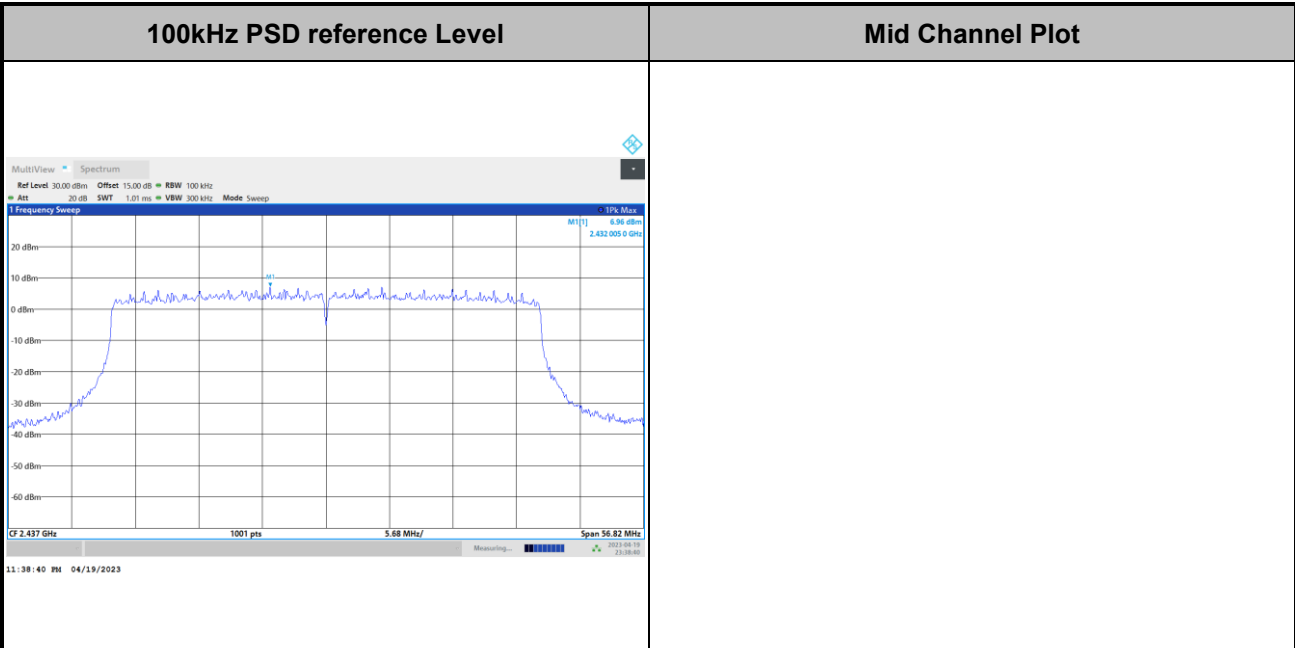


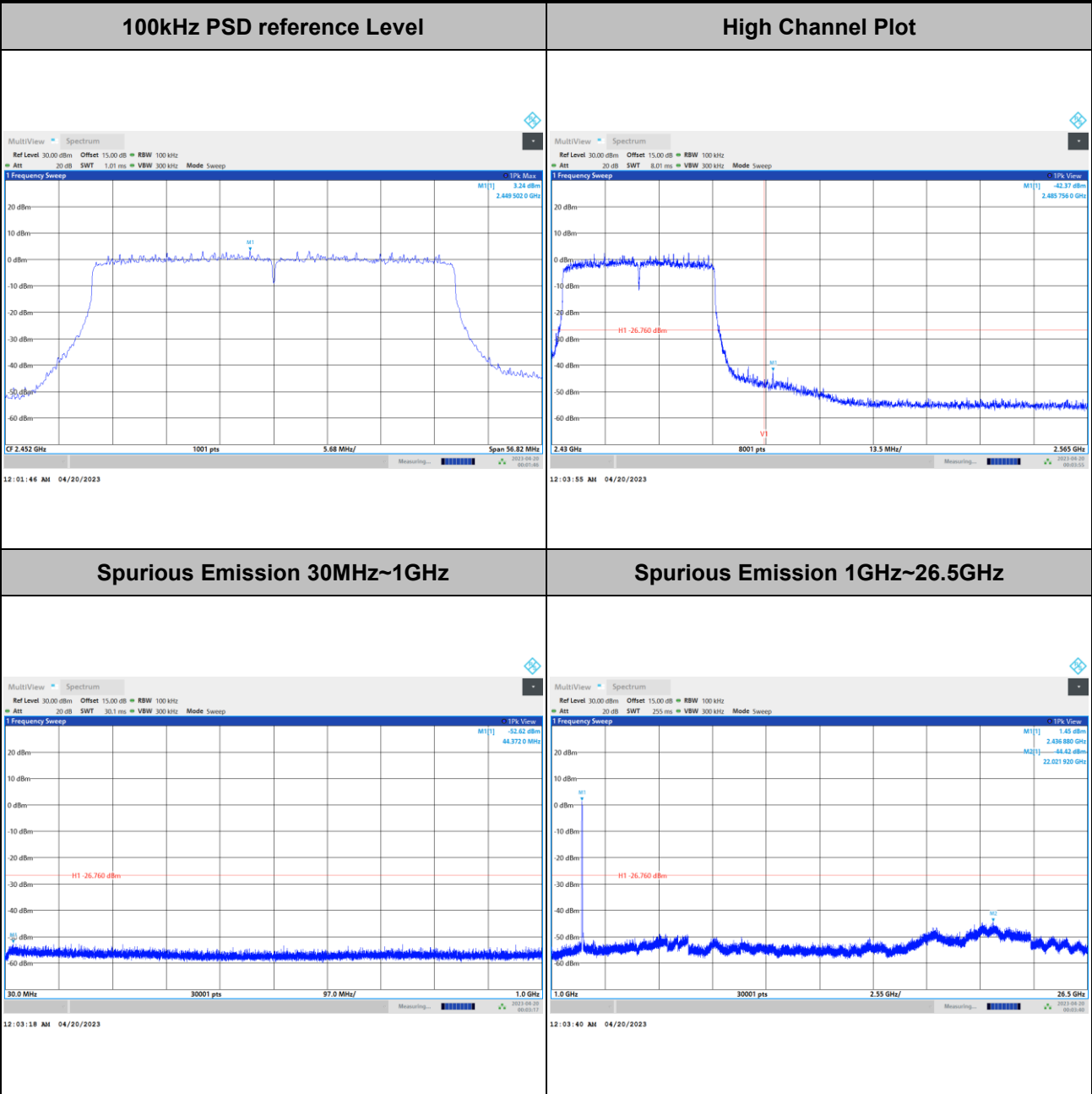


Test Mode :	802.11ax HE40	Test Channel :	06 Full RU
--------------------	---------------	-----------------------	------------





Test Mode :	802.11ax HE40	Test Channel :	09 Full RU
--------------------	---------------	-----------------------	------------

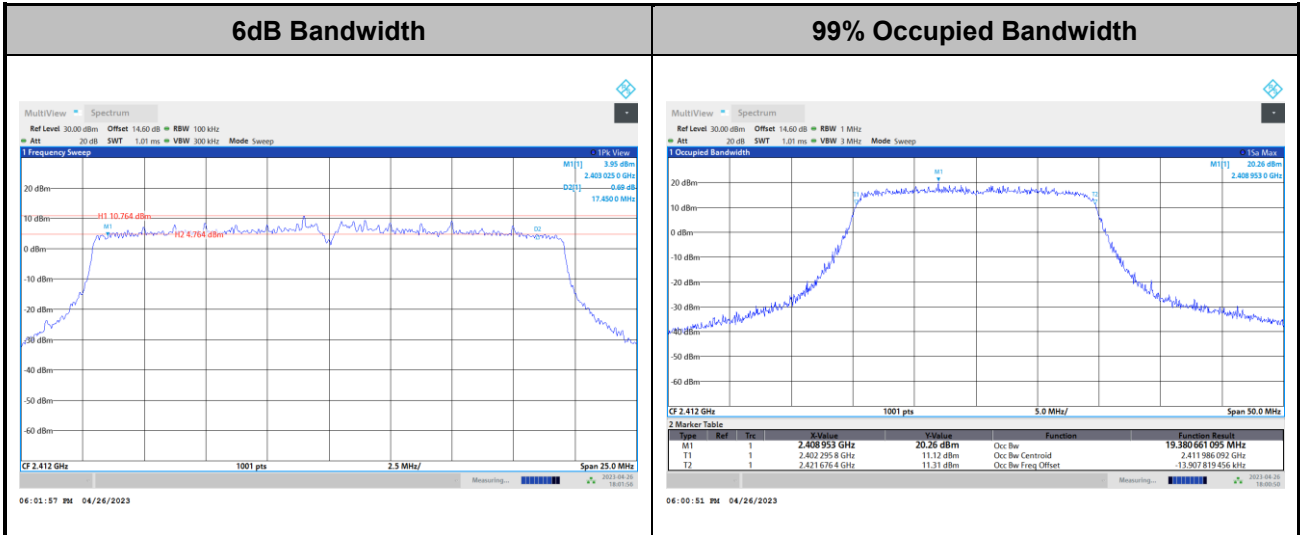




<TXBF Modes>

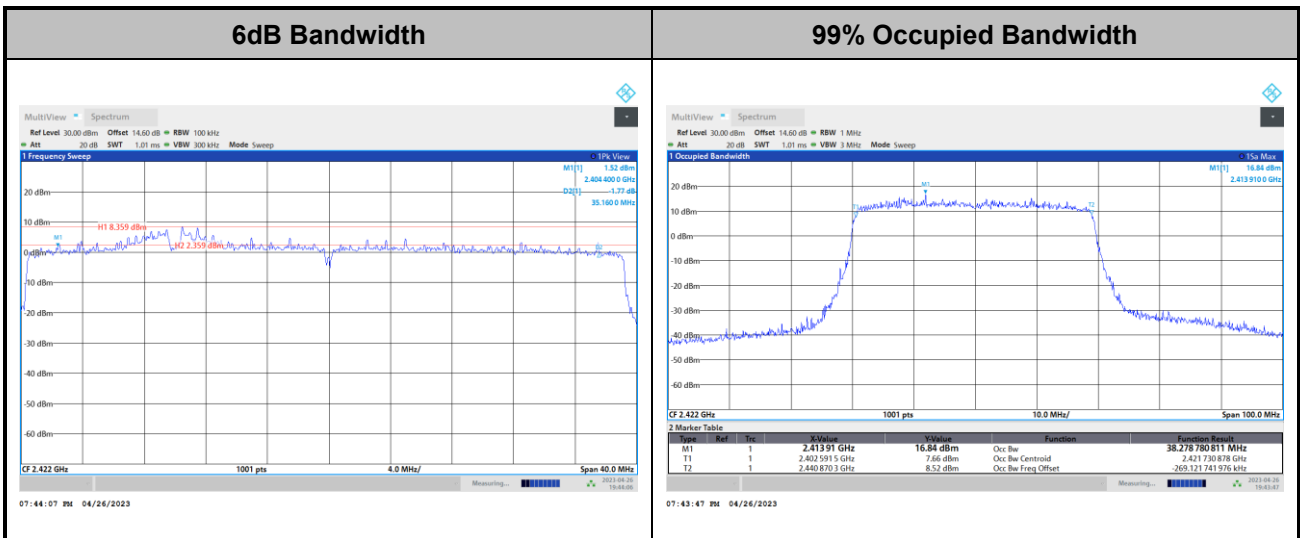
6dB and 99% Occupied Bandwidth

<802.11ax HE20>



Note: The occupied channel bandwidth is maintained within the band of operation for all of the modulations.

<802.11ax HE40>

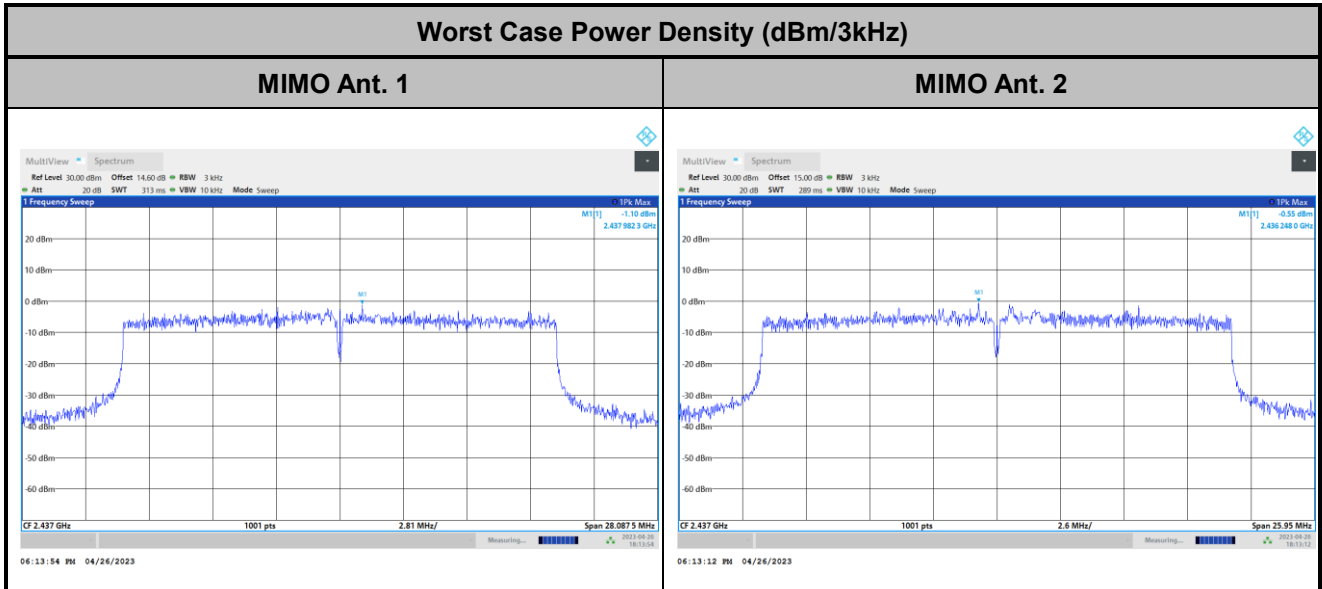


Note: The occupied channel bandwidth is maintained within the band of operation for all of the modulations.

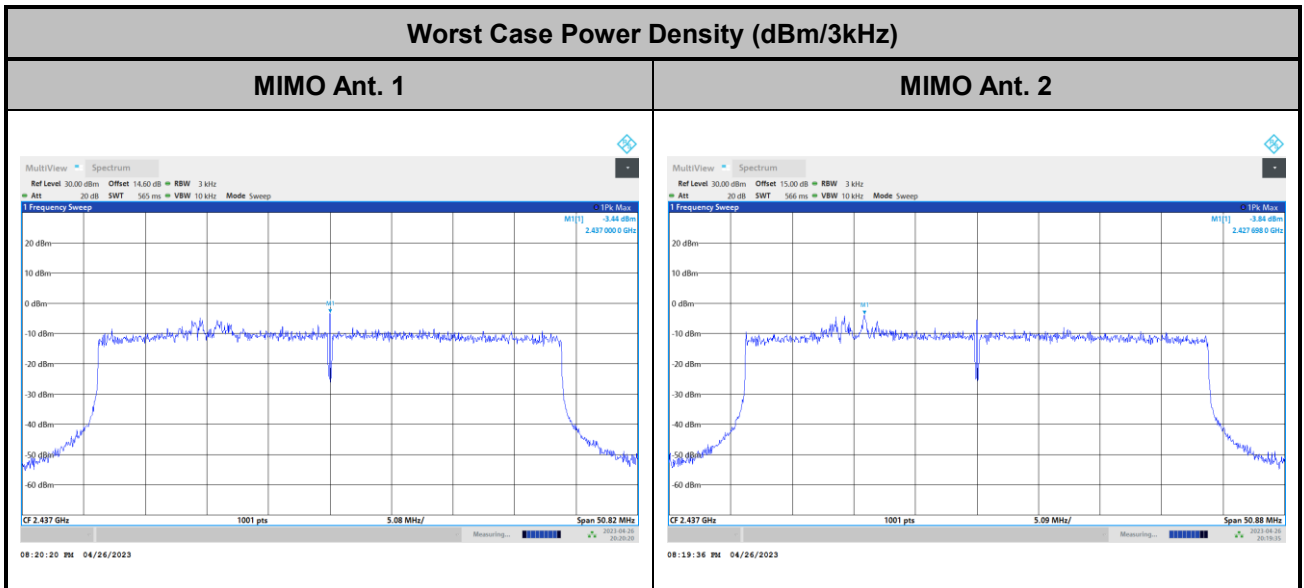


Power Spectral Density(dBm/3kHz)

<802.11ax HE20>



<802.11ax HE40>

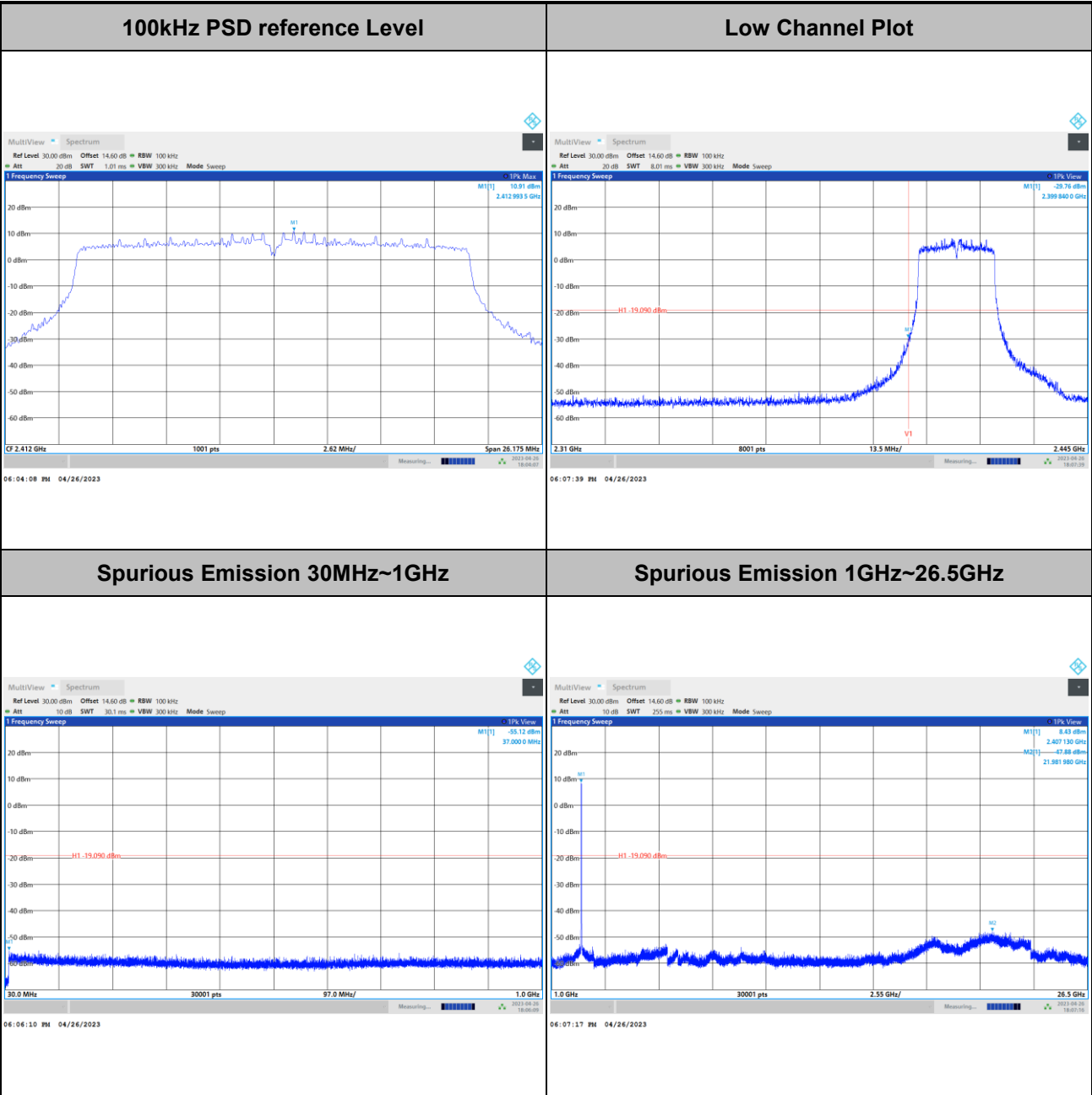




Band Edges and Spurious Emission

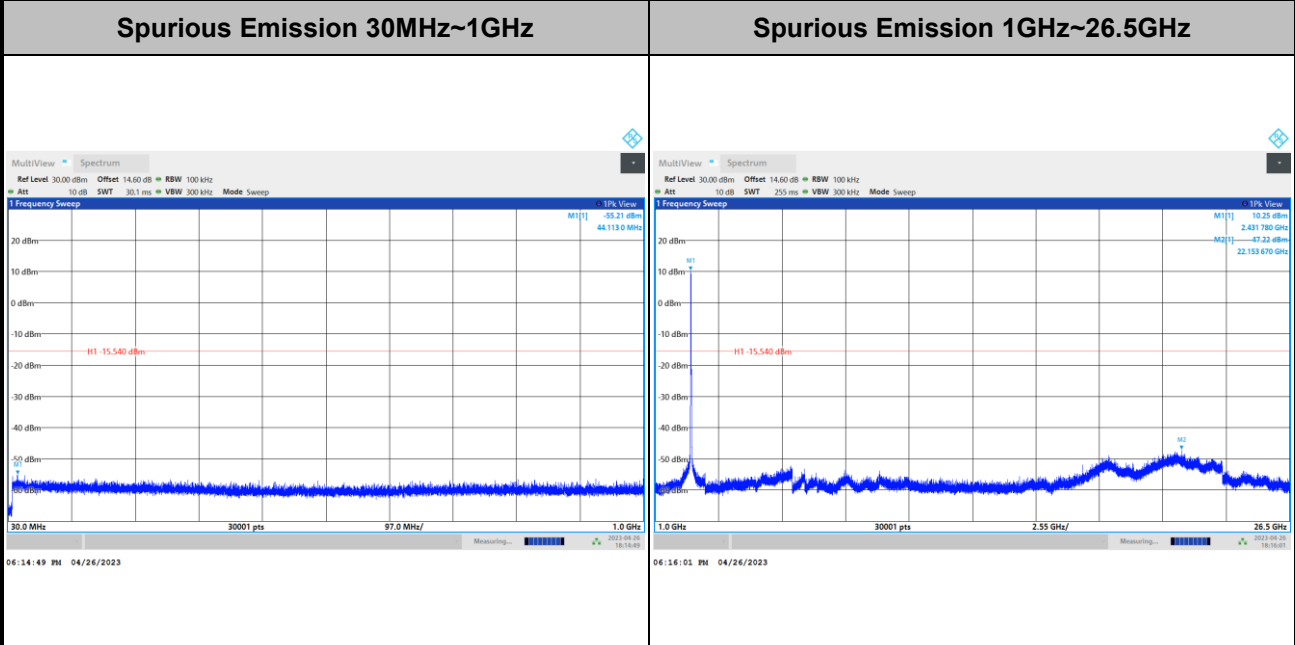
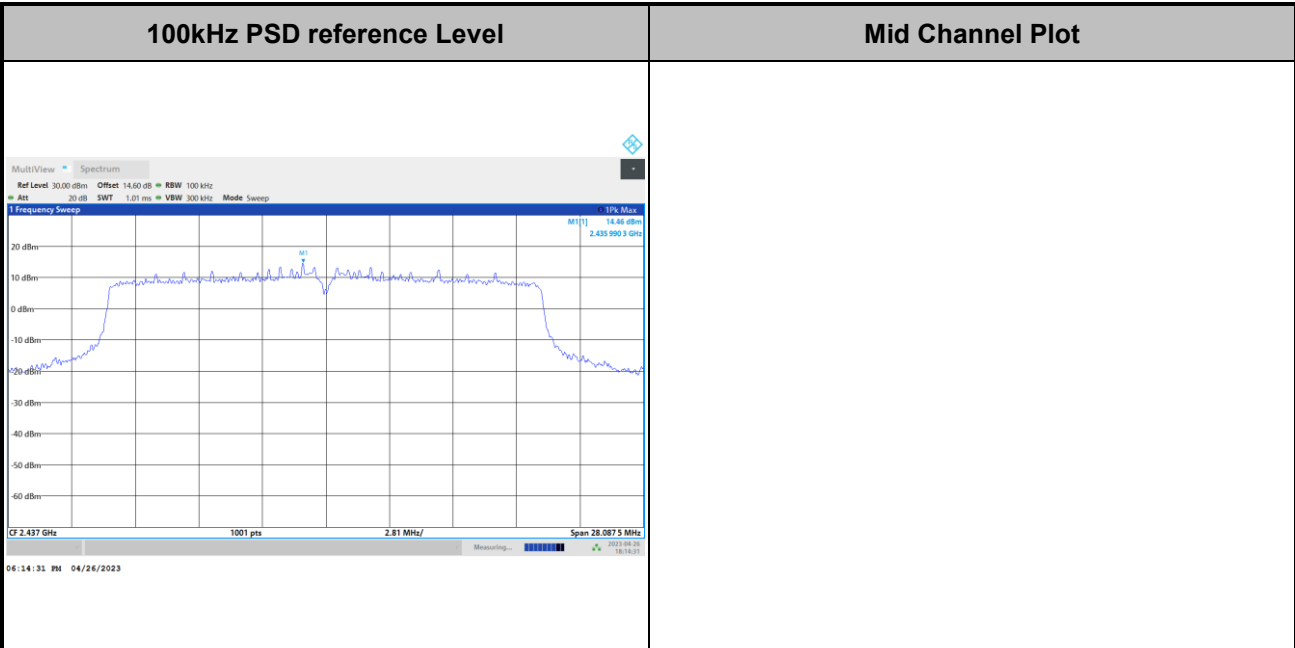
Number of TX = 2, Ant. 1 (Measured)

Test Mode :	802.11ax HE20	Test Channel :	01 Full RU
-------------	---------------	----------------	------------



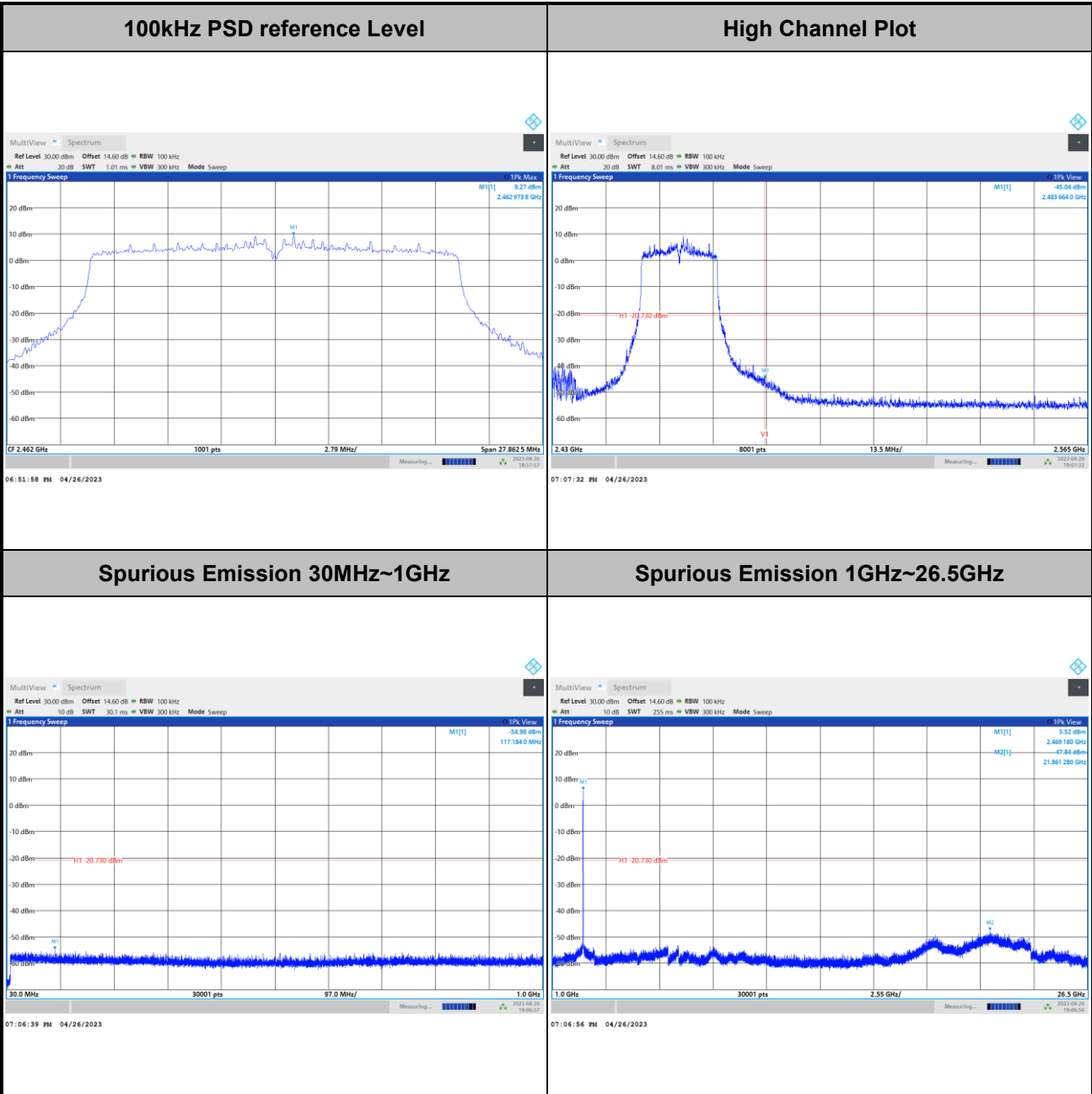


Test Mode :	802.11ax HE20	Test Channel :	06 Full RU
--------------------	---------------	-----------------------	------------



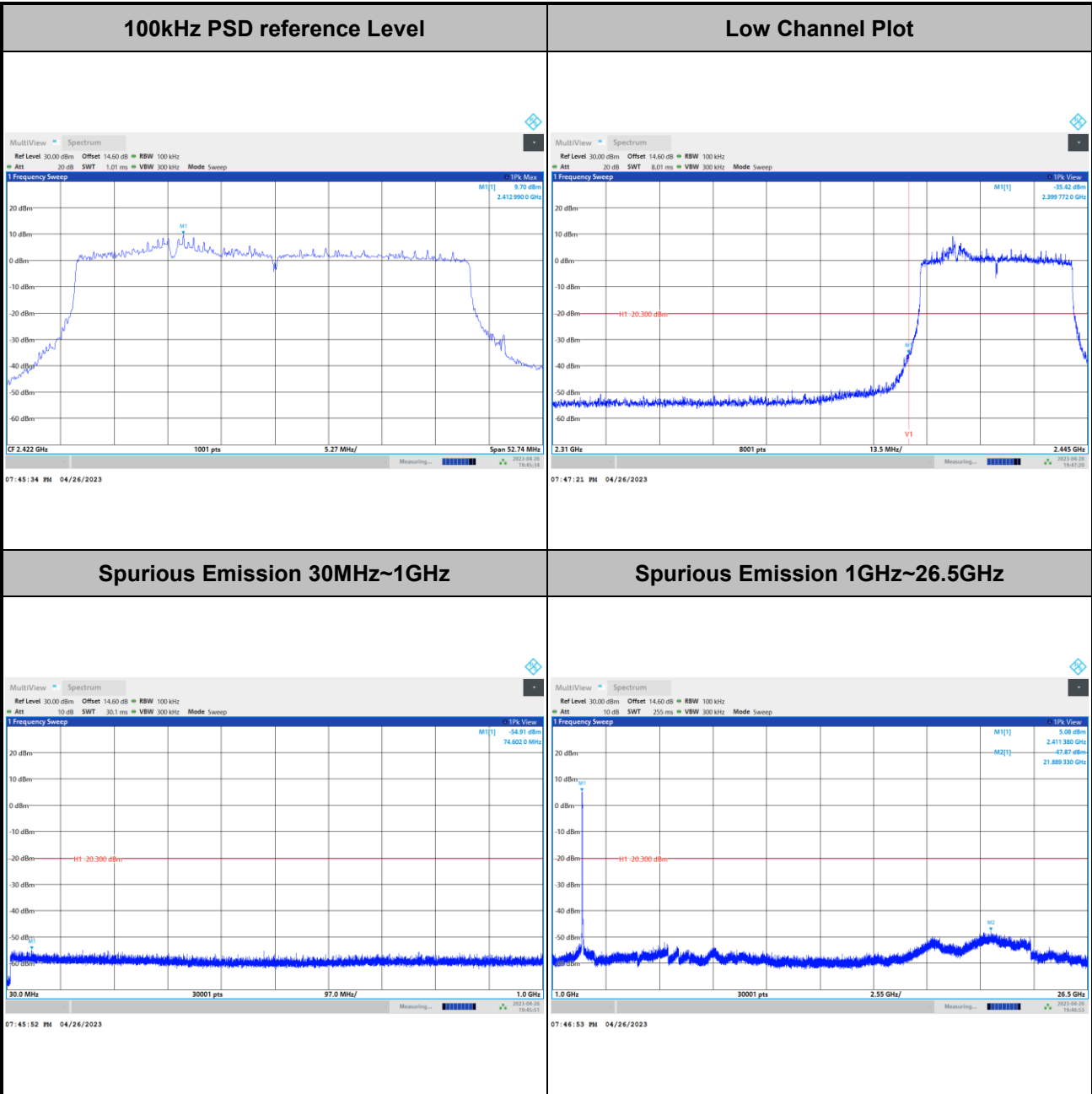


Test Mode :	802.11ax HE20	Test Channel :	11 Full RU
--------------------	---------------	-----------------------	------------



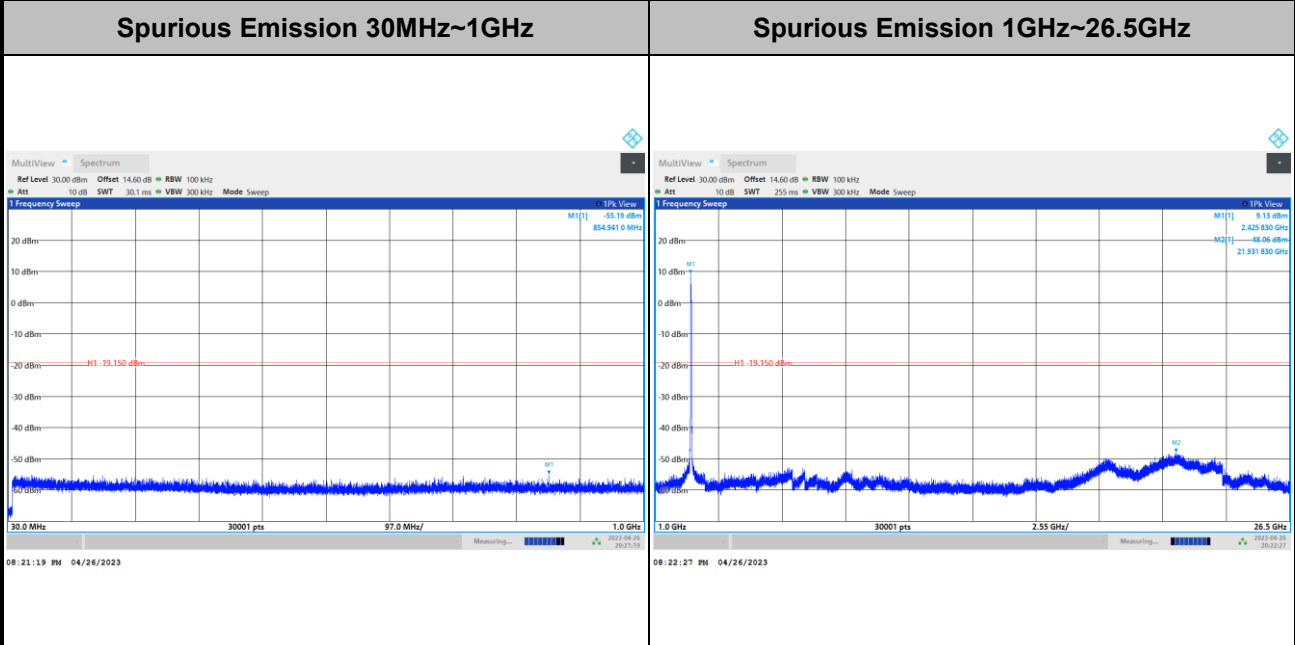
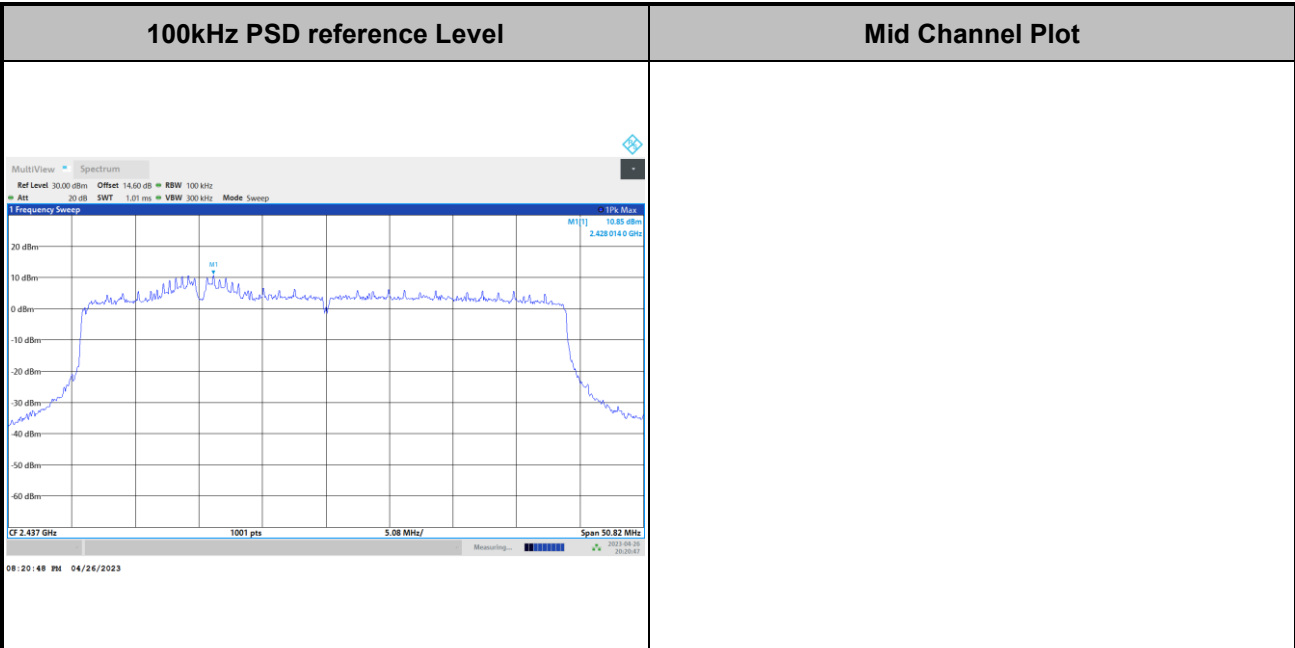


Test Mode :	802.11ax HE40	Test Channel :	03 Full RU
--------------------	---------------	-----------------------	------------



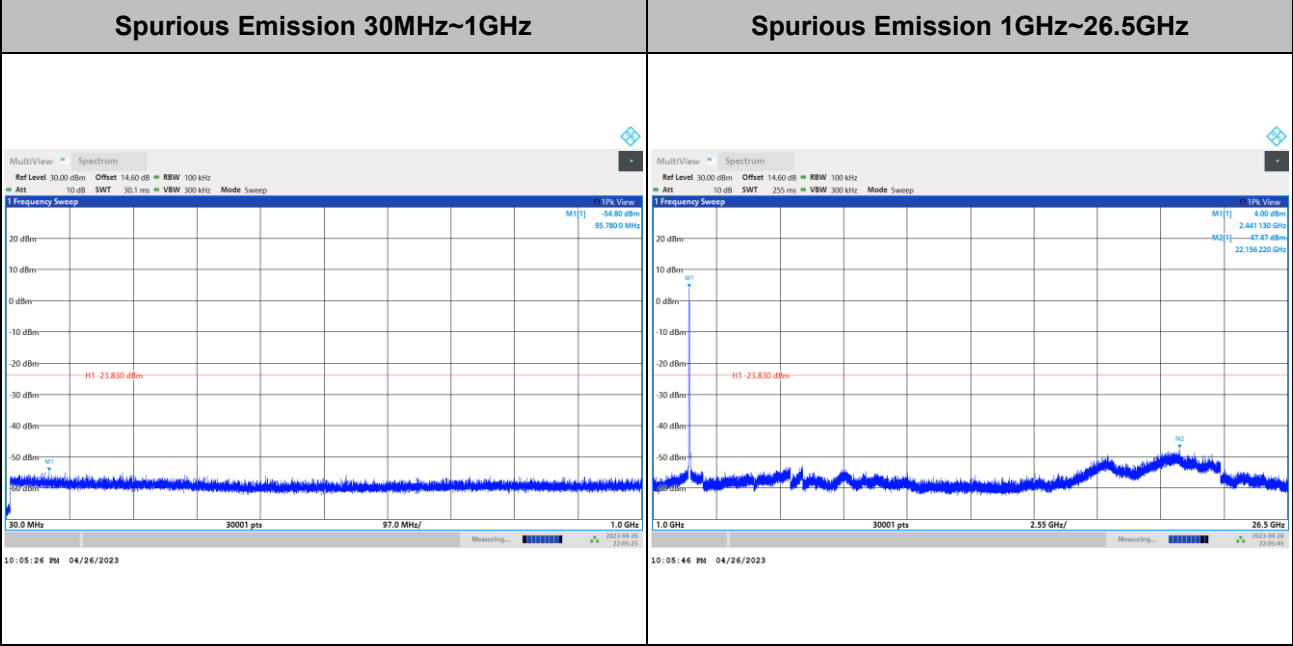
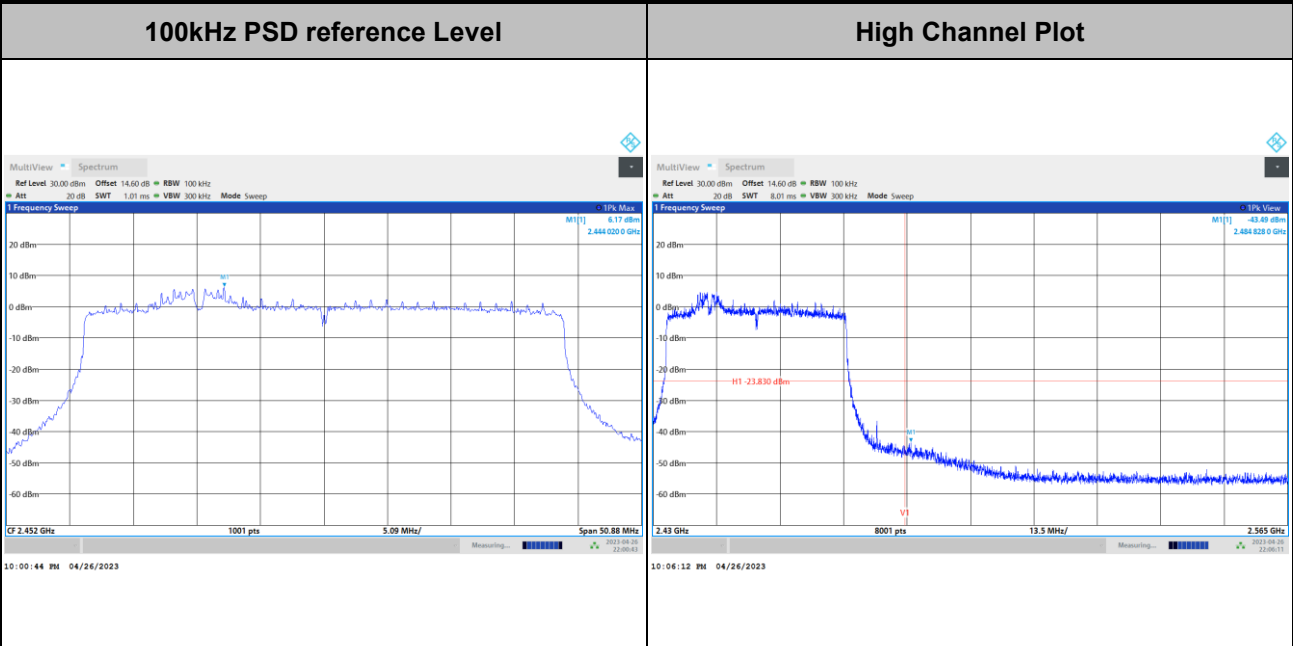


Test Mode :	802.11ax HE40	Test Channel :	06 Full RU
--------------------	---------------	-----------------------	------------





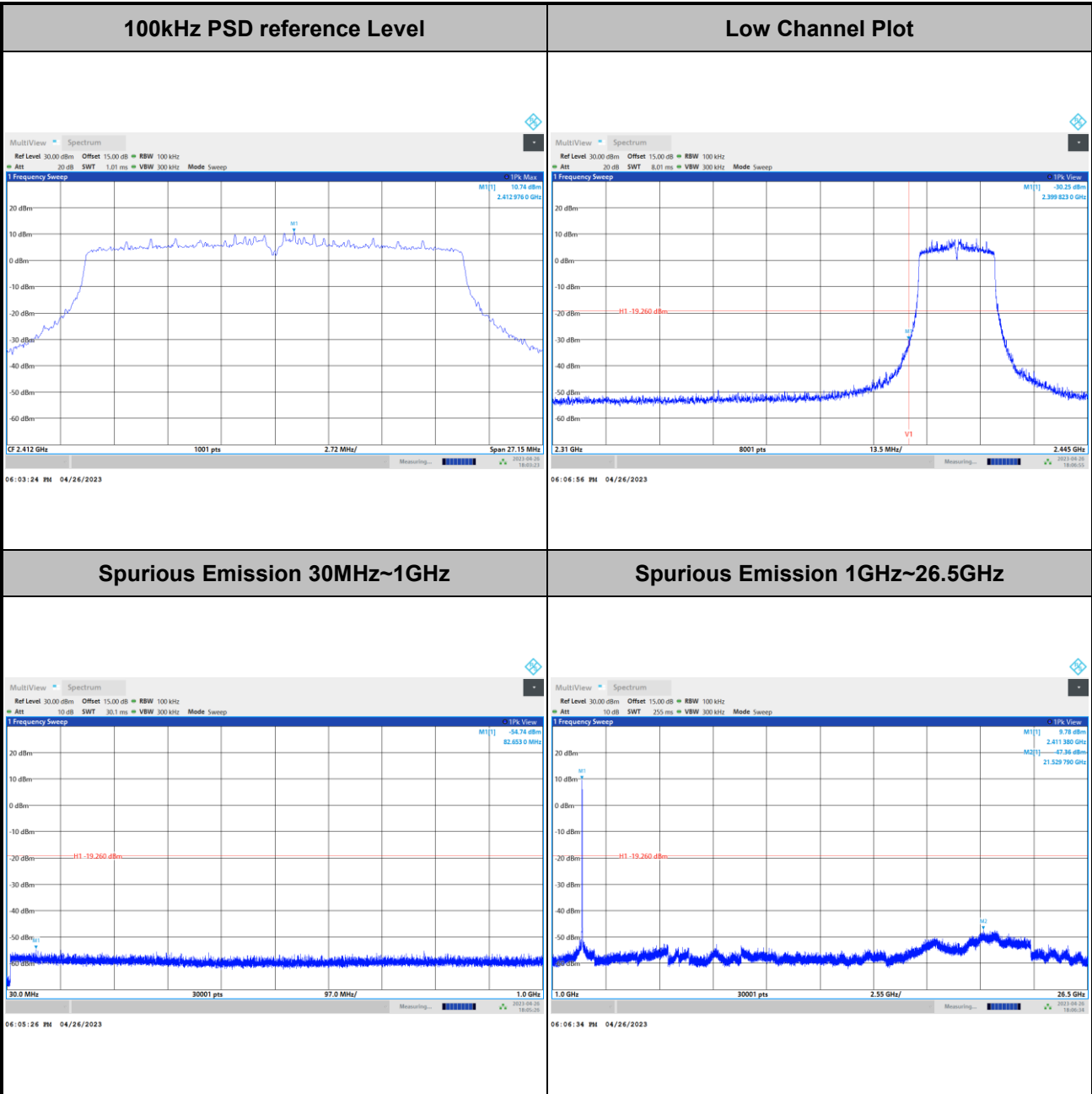
Test Mode :	802.11ax HE40	Test Channel :	09 Full RU
--------------------	---------------	-----------------------	------------





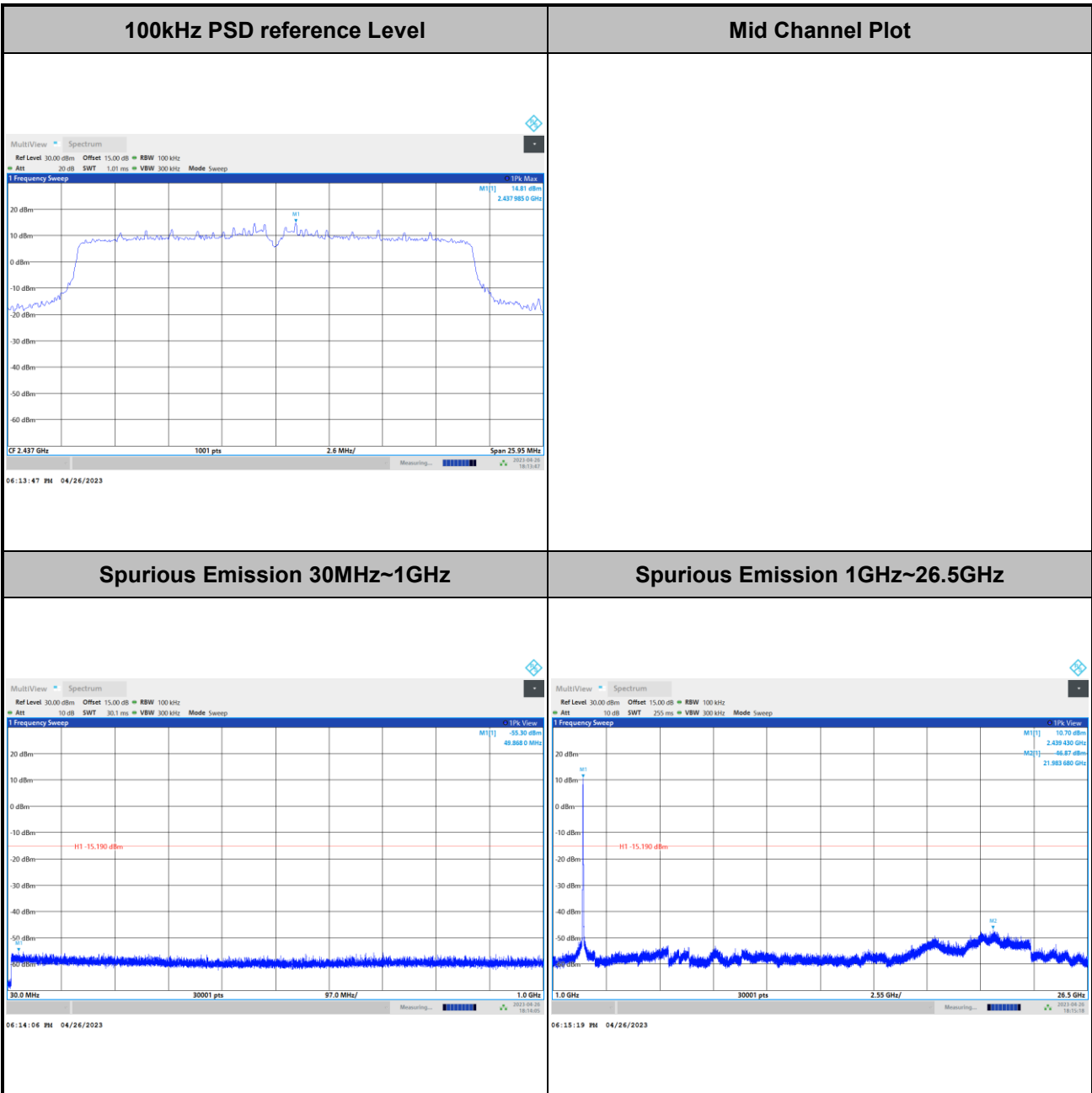
Number of TX = 2, Ant. 2 (Measured)

Test Mode :	802.11ax HE20	Test Channel :	01 Full RU
-------------	---------------	----------------	------------



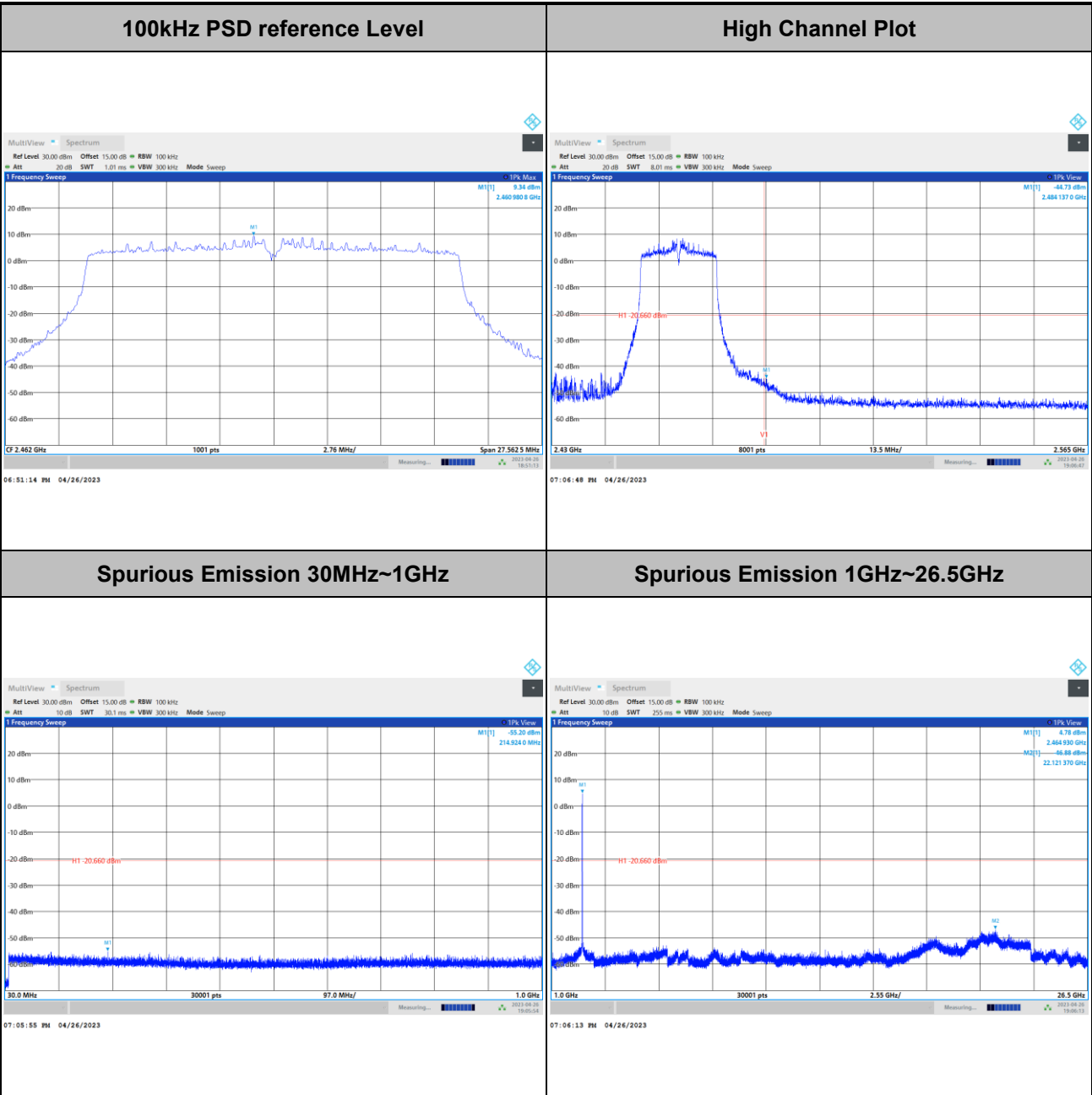


Test Mode :	802.11ax HE20	Test Channel :	06 Full RU
--------------------	---------------	-----------------------	------------



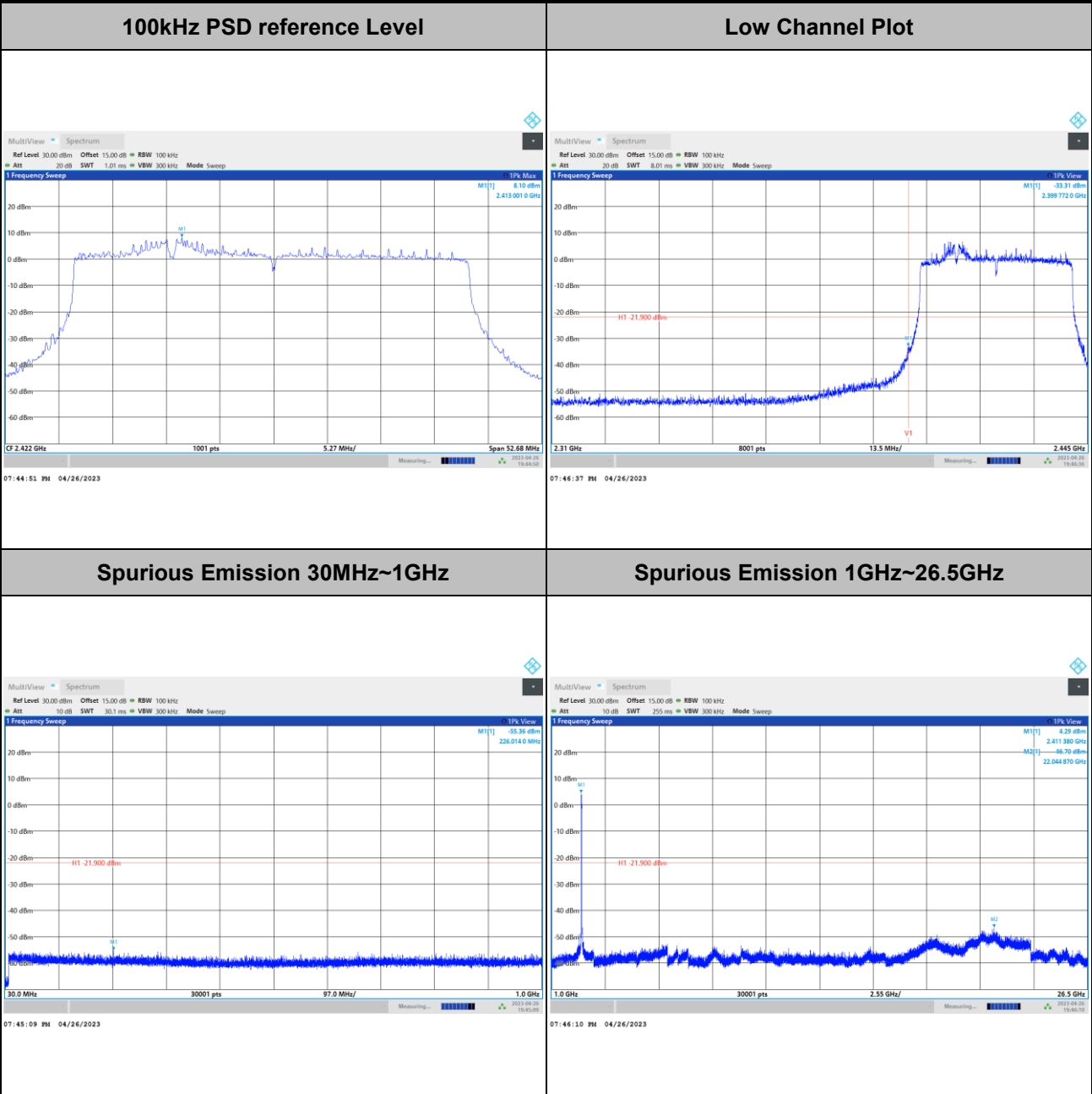


Test Mode :	802.11ax HE20	Test Channel :	11 Full RU
--------------------	---------------	-----------------------	------------



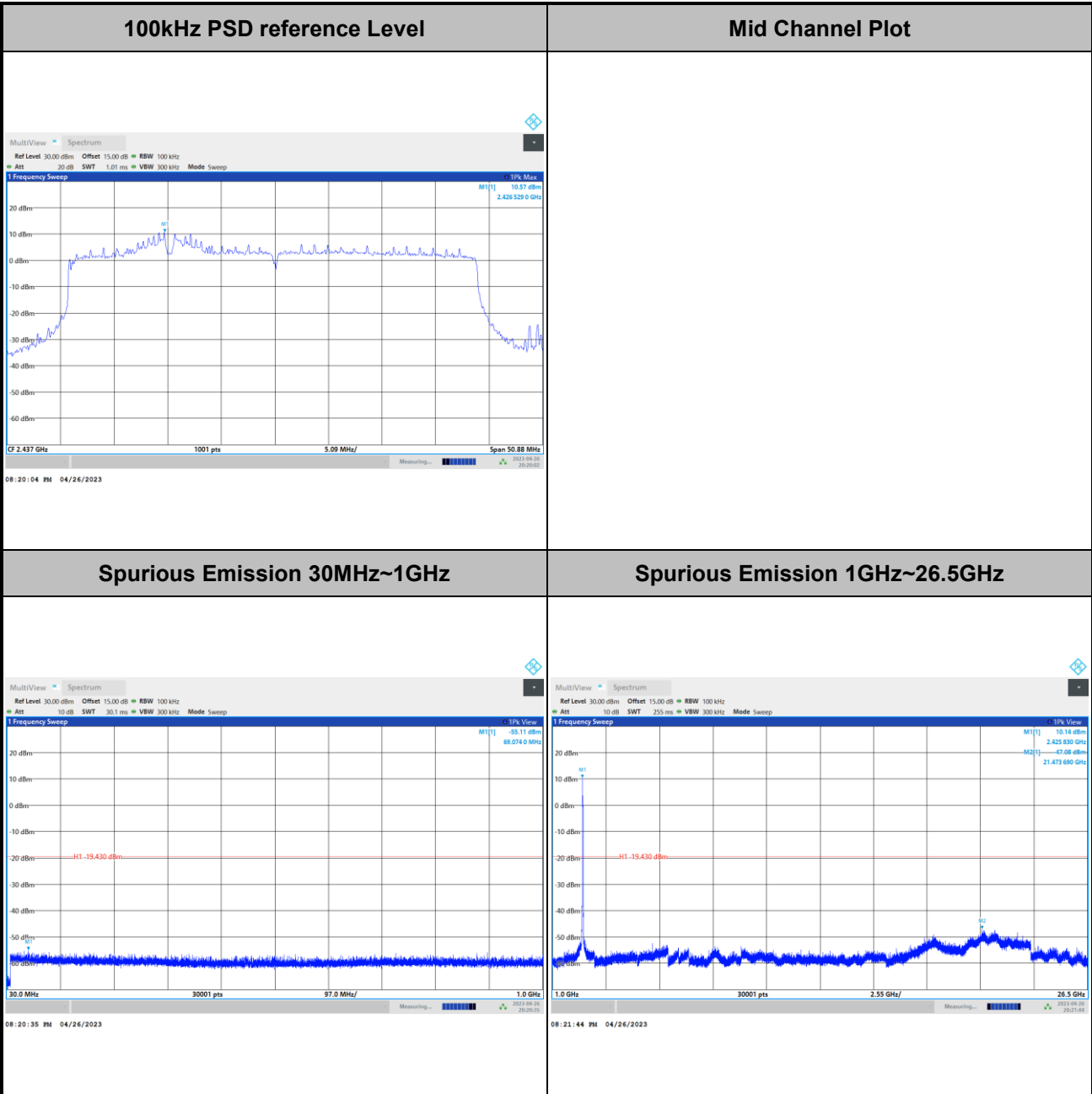


Test Mode :	802.11ax HE40	Test Channel :	03 Full RU
--------------------	---------------	-----------------------	------------



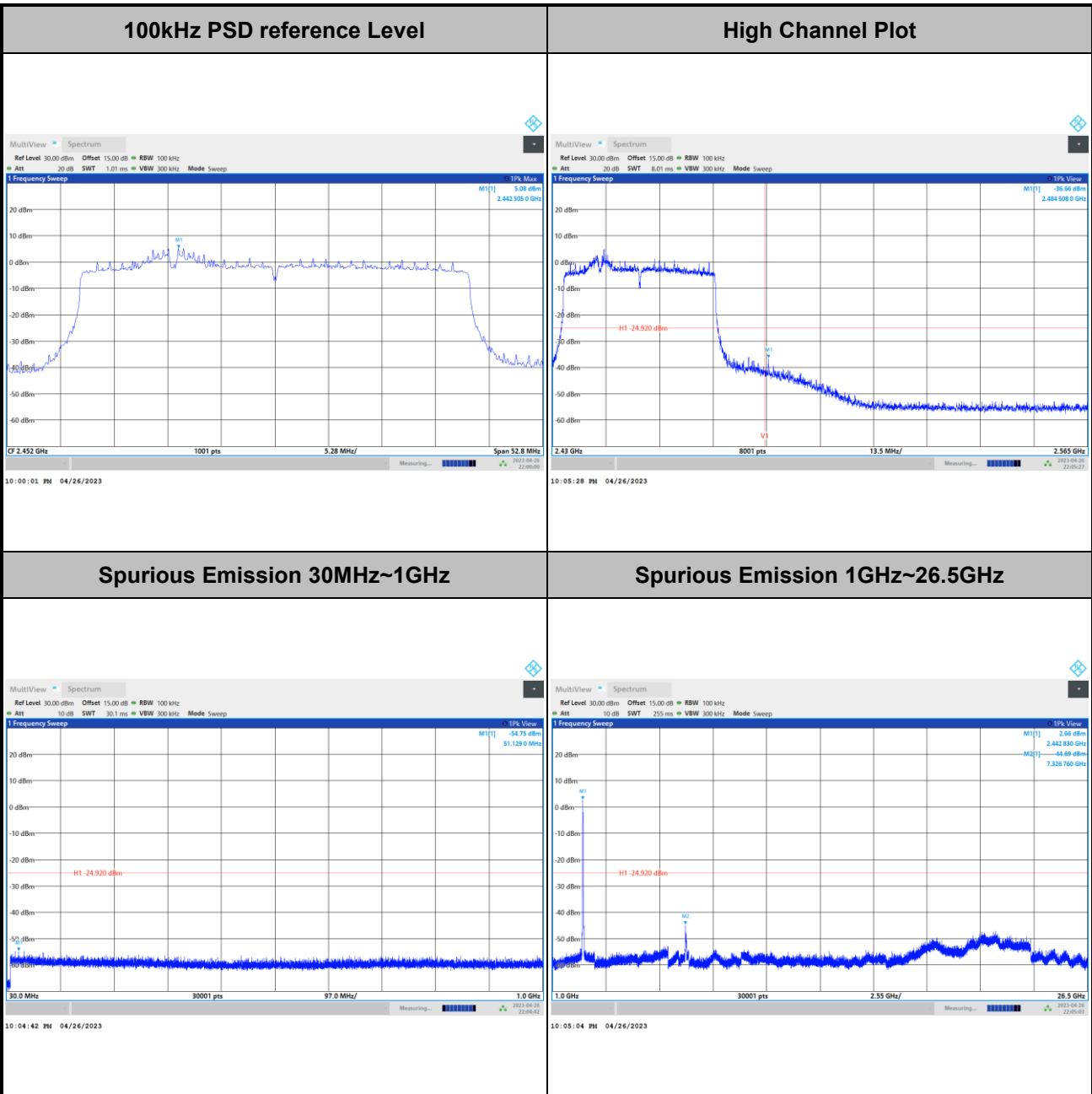


Test Mode :	802.11ax HE40	Test Channel :	06 Full RU
--------------------	---------------	-----------------------	------------





Test Mode :	802.11ax HE40	Test Channel :	09 Full RU
--------------------	---------------	-----------------------	------------





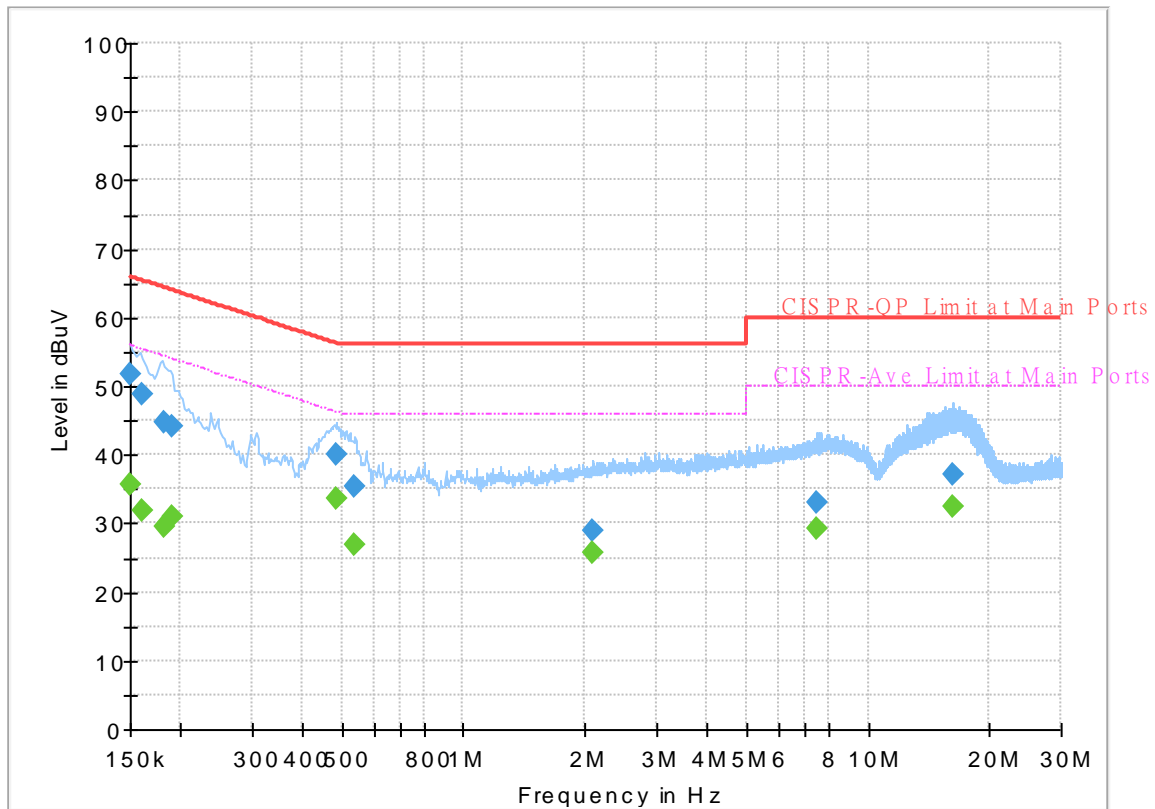
Appendix B. AC Conducted Emission Test Results

Test Engineer :	Calvin Wang	Temperature :	23~26°C
		Relative Humidity :	45~55%

EUT Information

Report NO : 330612
 Test Mode : Mode 1
 Test Voltage : 120Vac/60Hz
 Phase : Line

Full Spectrum



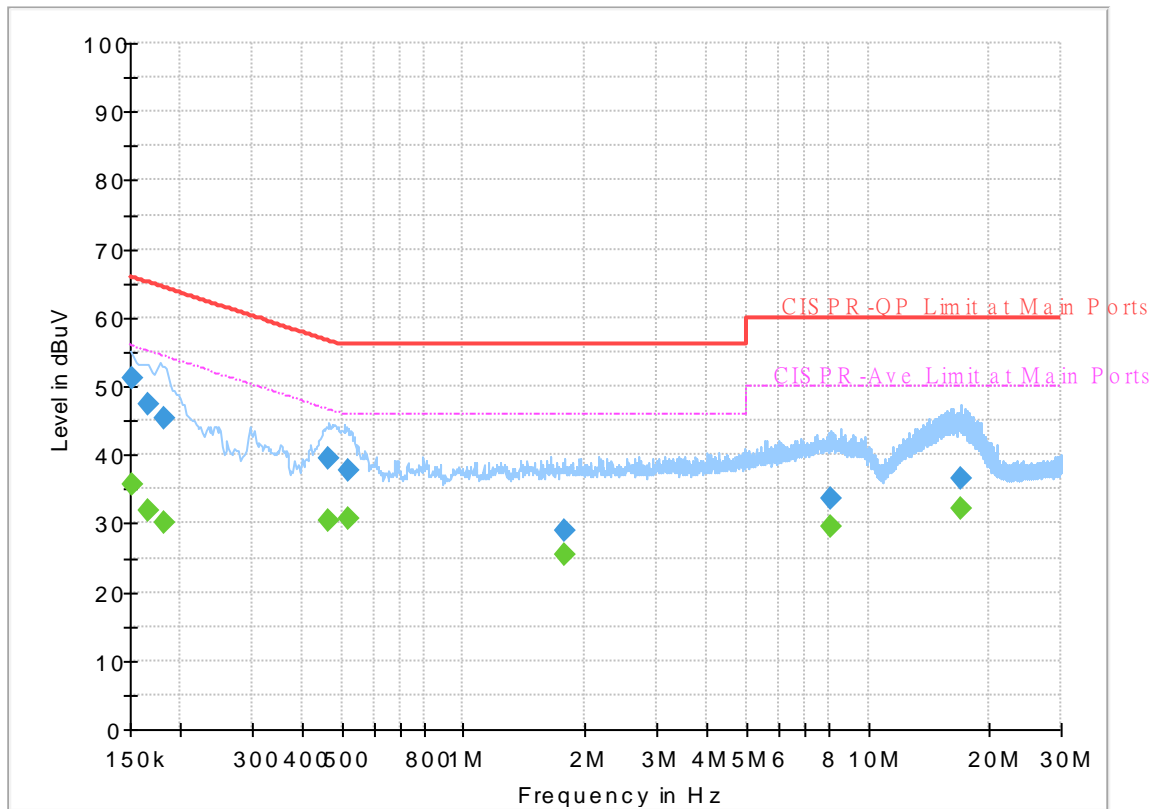
Final_Result

Frequency (MHz)	QuasiPeak (dBuV)	CAverage (dBuV)	Limit (dBuV)	Margin (dB)	Line	Filter	Corr. (dB)
0.150000	---	35.78	56.00	20.22	L1	OFF	19.9
0.150000	51.72	---	66.00	14.28	L1	OFF	19.9
0.161250	---	31.75	55.40	23.65	L1	OFF	19.9
0.161250	48.72	---	65.40	16.68	L1	OFF	19.9
0.181500	---	29.63	54.42	24.79	L1	OFF	19.9
0.181500	44.71	---	64.42	19.71	L1	OFF	19.9
0.190500	---	31.02	54.02	23.00	L1	OFF	19.9
0.190500	44.21	---	64.02	19.81	L1	OFF	19.9
0.485250	---	33.65	46.25	12.60	L1	OFF	19.9
0.485250	40.16	---	56.25	16.09	L1	OFF	19.9
0.539250	---	26.88	46.00	19.12	L1	OFF	19.9
0.539250	35.28	---	56.00	20.72	L1	OFF	19.9
2.096250	---	25.62	46.00	20.38	L1	OFF	19.9
2.096250	28.83	---	56.00	27.17	L1	OFF	19.9
7.469250	---	29.11	50.00	20.89	L1	OFF	20.1
7.469250	33.04	---	60.00	26.96	L1	OFF	20.1
16.149750	---	32.56	50.00	17.44	L1	OFF	20.4
16.149750	37.01	---	60.00	22.99	L1	OFF	20.4

EUT Information

Report NO : 330612
 Test Mode : Mode 1
 Test Voltage : 120Vac/60Hz
 Phase : Neutral

Full Spectrum



Final Result

Frequency (MHz)	QuasiPeak (dBuV)	CAverage (dBuV)	Limit (dBuV)	Margin (dB)	Line	Filter	Corr. (dB)
0.152250	---	35.71	55.88	20.17	N	OFF	19.9
0.152250	51.27	---	65.88	14.61	N	OFF	19.9
0.165750	---	31.82	55.17	23.35	N	OFF	19.9
0.165750	47.23	---	65.17	17.94	N	OFF	19.9
0.181500	---	30.16	54.42	24.26	N	OFF	19.9
0.181500	45.29	---	64.42	19.13	N	OFF	19.9
0.465000	---	30.44	46.60	16.16	N	OFF	19.9
0.465000	39.50	---	56.60	17.10	N	OFF	19.9
0.516750	---	30.64	46.00	15.36	N	OFF	19.9
0.516750	37.82	---	56.00	18.18	N	OFF	19.9
1.776750	---	25.38	46.00	20.62	N	OFF	19.9
1.776750	28.82	---	56.00	27.18	N	OFF	19.9
8.124000	---	29.46	50.00	20.54	N	OFF	20.2
8.124000	33.55	---	60.00	26.45	N	OFF	20.2
17.022750	---	32.04	50.00	17.96	N	OFF	20.5
17.022750	36.50	---	60.00	23.50	N	OFF	20.5



Appendix C. Radiated Spurious Emission

Test Engineer :	Jesse Wang, Stan Hsieh and Ken Wu	Temperature :	20.1~25.5°C
		Relative Humidity :	52.3~68.1%

<CDD Mode>

**2.4GHz 2400~2483.5MHz
WIFI 802.11b (Band Edge @ 3m)**

WIFI Ant. 1+2	Note	Frequency (MHz)	Level (dBμV/m)	Margin (dB)	Limit Line (dBμV/m)	Read Level (dBμV)	Antenna Factor (dB/m)	Path Loss (dB)	Preamp Factor (dB)	Ant Pos (cm)	Table Pos (deg)	Peak Avg. (P/A)	Pol. (H/V)	
802.11b CH 01 2412MHz		2383.5	59.12	-14.88	74	43.87	32.1	18.27	35.12	191	131	P	H	
		2383.08	52.13	-1.87	54	36.88	32.1	18.27	35.12	191	131	A	H	
	*	2412	118.52	-	-	103.29	32.08	18.27	35.12	191	131	P	H	
	*	2412	115.51	-	-	100.28	32.08	18.27	35.12	191	131	A	H	
													H	
														H
			2383.08	59.62	-14.38	74	44.37	32.1	18.27	35.12	195	24	P	V
			2383.29	52.74	-1.26	54	37.49	32.1	18.27	35.12	195	24	A	V
	*		2412	117.27	-	-	102.04	32.08	18.27	35.12	195	24	P	V
	*		2412	114.09	-	-	98.86	32.08	18.27	35.12	195	24	A	V
														V
														V
802.11b CH 06 2437MHz		2315.6	57.16	-16.84	74	42.38	31.89	18.03	35.14	348	129	P	H	
		2340.52	47.44	-6.56	54	32.38	32.04	18.15	35.13	348	129	A	H	
	*	2437	118.75	-	-	103.49	32.03	18.34	35.11	348	129	P	H	
	*	2437	115.56	-	-	100.3	32.03	18.34	35.11	348	129	A	H	
			2483.69	55.8	-18.2	74	40.51	32	18.39	35.1	348	129	P	H
			2490.83	47.16	-6.84	54	31.87	32	18.39	35.1	348	129	A	H
			2317.56	61.86	-12.14	74	47.06	31.91	18.03	35.14	204	101	P	V
			2378.74	48.79	-5.21	54	33.64	32.1	18.17	35.12	204	101	A	V
	*		2437	122.47	-	-	107.21	32.03	18.34	35.11	204	101	P	V
	*		2437	119.22	-	-	103.96	32.03	18.34	35.11	204	101	A	V
			2491.11	56.9	-17.1	74	41.61	32	18.39	35.1	204	101	P	V
			2487.89	48.93	-5.07	54	33.64	32	18.39	35.1	204	101	A	V



802.11b CH 11 2462MHz	*	2462	113.06	-	-	97.76	32	18.41	35.11	354	0	P	H
	*	2462	110.02	-	-	94.72	32	18.41	35.11	354	0	A	H
		2487.8	58.5	-15.5	74	43.21	32	18.39	35.1	354	0	P	H
		2486.84	50.86	-3.14	54	35.57	32	18.39	35.1	354	0	A	H
													H
													H
	*	2462	117.89	-	-	102.59	32	18.41	35.11	197	62	P	V
	*	2462	114.73	-	-	99.43	32	18.41	35.11	197	62	A	V
		2488.32	60.32	-13.68	74	45.03	32	18.39	35.1	197	62	P	V
		2486.84	51.86	-2.14	54	36.57	32	18.39	35.1	197	62	A	V
													V
													V
Remark	1. No other spurious found. 2. All results are PASS against Peak and Average limit line.												



**2.4GHz 2400~2483.5MHz
WIFI 802.11b (Harmonic @ 3m)**

WIFI Ant. 1+2	Note	Frequency (MHz)	Level (dBμV/m)	Margin (dB)	Limit Line (dBμV/m)	Read Level (dBμV)	Antenna Factor (dB/m)	Path Loss (dB)	Preamp Factor (dB)	Ant Pos (cm)	Table Pos (deg)	Peak Avg. (P/A)	Pol. (H/V)
802.11b CH 10 2457MHz	*	2457	114.88	-	-	98.76	32	18.33	34.21	356	360	P	H
	*	2457	111.72	-	-	95.6	32	18.33	34.21	356	360	A	H
		2484.44	58.31	-15.69	74	42.14	32	18.39	34.22	356	360	P	H
		2485.2	51.12	-2.88	54	34.95	32	18.39	34.22	356	360	A	H
													H
													H
	*	2457	118.71	-	-	102.59	32	18.33	34.21	200	58	P	V
	*	2457	115.64	-	-	99.52	32	18.33	34.21	200	58	A	V
		2485.44	59.68	-14.32	74	43.51	32	18.39	34.22	200	58	P	V
		2483.8	53.3	-0.7	54	37.13	32	18.39	34.22	200	58	A	V
													V
													V
Remark	1. No other spurious found. 2. All results are PASS against Peak and Average limit line.												



2.4GHz 2400~2483.5MHz
WIFI 802.11b (Harmonic @ 3m)

WIFI Ant. 1+2	Note	Frequency (MHz)	Level (dBμV/m)	Margin (dB)	Limit Line (dBμV/m)	Read Level (dBμV)	Antenna Factor (dB/m)	Path Loss (dB)	Preamp Factor (dB)	Ant Pos (cm)	Table Pos (deg)	Peak Avg. (P/A)	Pol. (H/V)
802.11b CH 01 2412MHz		4824	42.11	-31.89	74	53.94	34.1	13.03	58.96	-	-	P	H
													H
													H
													H
													H
													H
													H
													H
													H
													H
													H
													H
													H
													H
													H
													H
													H
													H
													H
			4824	41.49	-32.51	74	53.32	34.1	13.03	58.96	-	-	P
													V
													V
													V
													V
													V
													V
													V
													V
													V
													V
													V
													V
													V
													V



WIFI Ant. 1+2	Note	Frequency (MHz)	Level (dBμV/m)	Margin (dB)	Limit Line (dBμV/m)	Read Level (dBμV)	Antenna Factor (dB/m)	Path Loss (dB)	Preamp Factor (dB)	Ant Pos (cm)	Table Pos (deg)	Peak Avg. (P/A)	Pol. (H/V)	
802.11b CH 06 2437MHz		4874	41.88	-32.12	74	53.56	34.15	13.04	58.87	-	-	P	H	
		7311	42.49	-31.51	74	48.91	35.7	15.38	57.5	-	-	P	H	
													H	
													H	
													H	
													H	
													H	
													H	
													H	
													H	
													H	
													H	
													H	
													H	
													H	
													H	
													H	
													H	
			4874	42.07	-31.93	74	53.75	34.15	13.04	58.87	-	-	P	V
			7311	42.89	-31.11	74	49.31	35.7	15.38	57.5	-	-	P	V
													V	
													V	
													V	
													V	
													V	
													V	
													V	
													V	
													V	
													V	



WiFi Ant. 1+2	Note	Frequency (MHz)	Level (dBμV/m)	Margin (dB)	Limit Line (dBμV/m)	Read Level (dBμV)	Antenna Factor (dB/m)	Path Loss (dB)	Preamp Factor (dB)	Ant Pos (cm)	Table Pos (deg)	Peak Avg. (P/A)	Pol. (H/V)
802.11b CH 11 2462MHz		4924	41.33	-32.67	74	52.88	34.2	13.03	58.78	-	-	P	H
		7386	42.22	-31.78	74	48.8	35.63	15.34	57.55	-	-	P	H
													H
													H
													H
													H
													H
													H
													H
													H
													H
													H
													H
													H
													H
													H
													H
													H
													H
			4924	41.17	-32.83	74	52.72	34.2	13.03	58.78	-	-	P
		7386	41.98	-32.02	74	48.56	35.63	15.34	57.55	-	-	P	V
													V
													V
													V
													V
													V
													V
													V
													V
													V
													V
													V
													V
													V
													V
Remark	<ol style="list-style-type: none"> No other spurious found. All results are PASS against Peak and Average limit line. The emission position marked as "-" means no suspected emission found with sufficient margin against limit line or noise floor only. 												



2.4GHz 2400~2483.5MHz
WIFI 802.11g (Band Edge @ 3m)

WIFI Ant. 1+2	Note	Frequency (MHz)	Level (dBμV/m)	Margin (dB)	Limit Line (dBμV/m)	Read Level (dBμV)	Antenna Factor (dB/m)	Path Loss (dB)	Preamp Factor (dB)	Ant Pos (cm)	Table Pos (deg)	Peak Avg. (P/A)	Pol. (H/V)	
802.11g CH 01 2412MHz		2389.59	59.89	-14.11	74	44.64	32.1	18.27	35.12	250	173	P	H	
		2389.275	49.63	-4.37	54	34.38	32.1	18.27	35.12	250	173	A	H	
	*	2412	113.99	-	-	98.76	32.08	18.27	35.12	250	173	P	H	
	*	2412	106.96	-	-	91.73	32.08	18.27	35.12	250	173	A	H	
													H	
														H
			2389.38	60.8	-13.2	74	45.55	32.1	18.27	35.12	268	123	P	V
			2389.905	52.06	-1.94	54	36.81	32.1	18.27	35.12	268	123	A	V
	*		2412	117.58	-	-	102.35	32.08	18.27	35.12	268	123	P	V
	*		2412	110.41	-	-	95.18	32.08	18.27	35.12	268	123	A	V
														V
														V
802.11g CH 06 2437MHz		2389.66	57.67	-16.33	74	42.42	32.1	18.27	35.12	250	188	P	H	
		2389.24	48.93	-5.07	54	33.68	32.1	18.27	35.12	250	188	A	H	
	*	2437	119.92	-	-	104.66	32.03	18.34	35.11	250	188	P	H	
	*	2437	112.51	-	-	97.25	32.03	18.34	35.11	250	188	A	H	
			2498.32	56.35	-17.65	74	41.06	32	18.39	35.1	250	188	P	H
			2483.9	46.69	-7.31	54	31.4	32	18.39	35.1	250	188	A	H
			2386.02	59.23	-14.77	74	43.98	32.1	18.27	35.12	202	259	P	V
			2385.88	48.53	-5.47	54	33.28	32.1	18.27	35.12	202	259	A	V
	*		2437	123.55	-	-	108.29	32.03	18.34	35.11	202	259	P	V
	*		2437	115.82	-	-	100.56	32.03	18.34	35.11	202	259	A	V
			2486	60.54	-13.46	74	45.25	32	18.39	35.1	202	259	P	V
			2485.16	49.22	-4.78	54	33.93	32	18.39	35.1	202	259	A	V



802.11g CH 11 2462MHz	*	2462	109.86	-	-	94.56	32	18.41	35.11	351	4	P	H
	*	2462	102.98	-	-	87.68	32	18.41	35.11	351	4	A	H
		2483.6	59.41	-14.59	74	44.12	32	18.39	35.1	351	4	P	H
		2483.52	50.37	-3.63	54	35.08	32	18.39	35.1	351	4	A	H
													H
													H
	*	2462	114.6	-	-	99.3	32	18.41	35.11	200	91	P	V
	*	2462	107.49	-	-	92.19	32	18.41	35.11	200	91	A	V
		2483.68	63.58	-10.42	74	48.29	32	18.39	35.1	200	91	P	V
		2483.6	52.79	-1.21	54	37.5	32	18.39	35.1	200	91	A	V
													V
													V
Remark	1. No other spurious found. 2. All results are PASS against Peak and Average limit line.												



**2.4GHz 2400~2483.5MHz
WIFI 802.11g (Band Edge @ 3m)**

WIFI Ant. 1+2	Note	Frequency (MHz)	Level (dBμV/m)	Margin (dB)	Limit Line (dBμV/m)	Read Level (dBμV)	Antenna Factor (dB/m)	Path Loss (dB)	Preamp Factor (dB)	Ant Pos (cm)	Table Pos (deg)	Peak Avg. (P/A)	Pol. (H/V)	
802.11g CH 02 2417MHz		2389.8	61.95	-12.05	74	45.78	32.1	18.27	34.2	358	185	P	H	
		2388.96	50.82	-3.18	54	34.65	32.1	18.27	34.2	358	185	A	H	
	*	2417	113.53	-	-	97.39	32.07	18.27	34.2	358	185	P	H	
	*	2417	106.33	-	-	90.19	32.07	18.27	34.2	358	185	A	H	
													H	
													H	
			2388.855	64.49	-9.51	74	48.32	32.1	18.27	34.2	200	46	P	V
			2388.96	53.49	-0.51	54	37.32	32.1	18.27	34.2	200	46	A	V
	*		2417	115.94	-	-	99.8	32.07	18.27	34.2	200	46	P	V
	*		2417	108.91	-	-	92.77	32.07	18.27	34.2	200	46	A	V
													V	
													V	
802.11g CH 10 2457MHz	*	2457	111.19	-	-	95.07	32	18.33	34.21	356	156	P	H	
	*	2457	104.18	-	-	88.06	32	18.33	34.21	356	156	A	H	
			2483.84	62.99	-11.01	74	46.82	32	18.39	34.22	356	156	P	H
			2484.32	50.92	-3.08	54	34.75	32	18.39	34.22	356	156	A	H
													H	
													H	
	*		2457	116.13	-	-	100.01	32	18.33	34.21	179	0	P	V
	*		2457	108.88	-	-	92.76	32	18.33	34.21	179	0	A	V
			2486.04	65.03	-8.97	74	48.86	32	18.39	34.22	179	0	P	V
			2485.52	51.87	-2.13	54	35.7	32	18.39	34.22	179	0	A	V
													V	
													V	
Remark	1. No other spurious found. 2. All results are PASS against Peak and Average limit line.													



2.4GHz 2400~2483.5MHz
WIFI 802.11g (Harmonic @ 3m)

WIFI Ant. 1+2	Note	Frequency (MHz)	Level (dBμV/m)	Margin (dB)	Limit Line (dBμV/m)	Read Level (dBμV)	Antenna Factor (dB/m)	Path Loss (dB)	Preamp Factor (dB)	Ant Pos (cm)	Table Pos (deg)	Peak Avg. (P/A)	Pol. (H/V)
802.11g CH 01 2412MHz		4824	41.77	-32.23	74	53.6	34.1	13.03	58.96	-	-	P	H
													H
													H
													H
													H
													H
													H
													H
													H
													H
													H
													H
													H
													H
													H
													H
													H
													H
													H
			4824	42.35	-31.65	74	54.18	34.1	13.03	58.96	-	-	P
													V
													V
													V
													V
													V
													V
													V
													V
													V
													V
													V
													V
													V



WIFI Ant. 1+2	Note	Frequency (MHz)	Level (dBμV/m)	Margin (dB)	Limit Line (dBμV/m)	Read Level (dBμV)	Antenna Factor (dB/m)	Path Loss (dB)	Preamp Factor (dB)	Ant Pos (cm)	Table Pos (deg)	Peak Avg. (P/A)	Pol. (H/V)
802.11g CH 06 2437MHz		4874	41.8	-32.2	74	53.48	34.15	13.04	58.87	-	-	P	H
		7311	43.63	-30.37	74	50.05	35.7	15.38	57.5	-	-	P	H
													H
													H
													H
													H
													H
													H
													H
													H
													H
													H
													H
													H
													H
													H
													H
													H
													H
			4874	41.68	-32.32	74	53.36	34.15	13.04	58.87	-	-	P
		7311	44.36	-29.64	74	50.78	35.7	15.38	57.5	-	-	P	V
													V
													V
													V
													V
													V
													V
													V
													V
													V
													V
													V



WiFi Ant. 1+2	Note	Frequency (MHz)	Level (dBμV/m)	Margin (dB)	Limit Line (dBμV/m)	Read Level (dBμV)	Antenna Factor (dB/m)	Path Loss (dB)	Preamp Factor (dB)	Ant Pos (cm)	Table Pos (deg)	Peak Avg. (P/A)	Pol. (H/V)
802.11g CH 11 2462MHz		4924	41.45	-32.55	74	53	34.2	13.03	58.78	-	-	P	H
		7386	41.97	-32.03	74	48.55	35.63	15.34	57.55	-	-	P	H
													H
													H
													H
													H
													H
													H
													H
													H
													H
													H
													H
													H
													H
													H
													H
													H
													H
			4924	41.82	-32.18	74	53.37	34.2	13.03	58.78	-	-	P
		7386	42.45	-31.55	74	49.03	35.63	15.34	57.55	-	-	P	V
													V
													V
													V
													V
													V
													V
													V
													V
													V
													V
													V
													V
													V
Remark	<ol style="list-style-type: none"> No other spurious found. All results are PASS against Peak and Average limit line. The emission position marked as "-" means no suspected emission found with sufficient margin against limit line or noise floor only. 												



2.4GHz 2400~2483.5MHz
WIFI 802.11ax HE20 Full (Band Edge @ 3m)

WIFI Ant. 1+2	Note	Frequency (MHz)	Level (dBμV/m)	Margin (dB)	Limit Line (dBμV/m)	Read Level (dBμV)	Antenna Factor (dB/m)	Path Loss (dB)	Preamp Factor (dB)	Ant Pos (cm)	Table Pos (deg)	Peak Avg. (P/A)	Pol. (H/V)	
802.11ax HE20 Full CH 01 2412MHz		2389.38	60.97	-13.03	74	45.72	32.1	18.27	35.12	389	137	P	H	
		2390	49.74	-4.26	54	34.49	32.1	18.27	35.12	389	137	A	H	
	*	2412	116.47	-	-	101.24	32.08	18.27	35.12	389	137	P	H	
	*	2412	107.02	-	-	91.79	32.08	18.27	35.12	389	137	A	H	
													H	
														H
			2390	62.85	-11.15	74	47.6	32.1	18.27	35.12	207	185	P	V
			2390	52.9	-1.1	54	37.65	32.1	18.27	35.12	207	185	A	V
		*	2412	118.06	-	-	102.83	32.08	18.27	35.12	207	185	P	V
		*	2412	108.55	-	-	93.32	32.08	18.27	35.12	207	185	A	V
													V	
													V	
802.11ax HE20 Full CH 06 2437MHz		2369.22	56.89	-17.11	74	41.76	32.1	18.16	35.13	305	138	P	H	
		2386.86	47.99	-6.01	54	32.74	32.1	18.27	35.12	305	138	A	H	
	*	2437	121.16	-	-	105.9	32.03	18.34	35.11	305	138	P	H	
	*	2437	112.52	-	-	97.26	32.03	18.34	35.11	305	138	A	H	
			2485.06	59.13	-14.87	74	43.84	32	18.39	35.1	305	138	P	H
			2483.53	48.64	-5.36	54	33.35	32	18.39	35.1	305	138	A	H
			2388.4	60.7	-13.3	74	45.45	32.1	18.27	35.12	204	110	P	V
			2387.42	50.45	-3.55	54	35.2	32.1	18.27	35.12	204	110	A	V
		*	2437	124.51	-	-	109.25	32.03	18.34	35.11	204	110	P	V
		*	2437	115.6	-	-	100.34	32.03	18.34	35.11	204	110	A	V
		2483.89	61.41	-12.59	74	46.12	32	18.39	35.1	204	110	P	V	
		2484.79	50.11	-3.89	54	34.82	32	18.39	35.1	204	110	A	V	



WIFI Ant. 1+2	Note	Frequency (MHz)	Level (dBμV/m)	Margin (dB)	Limit Line (dBμV/m)	Read Level (dBμV)	Antenna Factor (dB/m)	Path Loss (dB)	Preamp Factor (dB)	Ant Pos (cm)	Table Pos (deg)	Peak Avg. (P/A)	Pol. (H/V)
802.11ax HE20 Full CH 11 2462MHz	*	2462	113.46	-	-	98.16	32	18.41	35.11	400	18	P	H
	*	2462	103.18	-	-	87.88	32	18.41	35.11	400	18	A	H
		2483.72	59.85	-14.15	74	44.56	32	18.39	35.1	400	18	P	H
		2483.56	50.04	-3.96	54	34.75	32	18.39	35.1	400	18	A	H
													H
													H
	*	2462	114.77	-	-	99.47	32	18.41	35.11	212	57	P	V
	*	2462	105.7	-	-	90.4	32	18.41	35.11	212	57	A	V
		2485.16	66.2	-7.8	74	50.91	32	18.39	35.1	212	57	P	V
		2483.56	53.3	-0.7	54	38.01	32	18.39	35.1	212	57	A	V
												V	
												V	
Remark	1. No other spurious found. 2. All results are PASS against Peak and Average limit line.												



**2.4GHz 2400~2483.5MHz
WIFI 802.11ax HE20 Full (Band Edge @ 3m)**

WIFI Ant. 1+2	Note	Frequency (MHz)	Level (dBμV/m)	Margin (dB)	Limit Line (dBμV/m)	Read Level (dBμV)	Antenna Factor (dB/m)	Path Loss (dB)	Preamp Factor (dB)	Ant Pos (cm)	Table Pos (deg)	Peak Avg. (P/A)	Pol. (H/V)	
802.11ax HE20 Full CH 02 2417MHz		2389.94	60.37	-13.63	74	44.2	32.1	18.27	34.2	181	180	P	H	
		2389.94	50.83	-3.17	54	34.66	32.1	18.27	34.2	181	180	A	H	
	*	2417	115.2	-	-	99.06	32.07	18.27	34.2	181	180	P	H	
	*	2417	105.85	-	-	89.71	32.07	18.27	34.2	181	180	A	H	
													H	
														H
			2389.8	63.87	-10.13	74	47.7	32.1	18.27	34.2	200	47	P	V
			2389.94	53.24	-0.76	54	37.07	32.1	18.27	34.2	200	47	A	V
		*	2417	118.49	-	-	102.35	32.07	18.27	34.2	200	47	P	V
		*	2417	108.17	-	-	92.03	32.07	18.27	34.2	200	47	A	V
802.11ax HE20 Full CH 10 2457MHz													V	
													V	
		*	2457	111.25	-	-	95.13	32	18.33	34.21	355	155	P	H
		*	2457	102.69	-	-	86.57	32	18.33	34.21	355	155	A	H
			2483.62	62.96	-11.04	74	46.79	32	18.39	34.22	355	155	P	H
			2483.5	51.07	-2.93	54	34.9	32	18.39	34.22	355	155	A	H
														H
														H
		*	2457	117.83	-	-	101.71	32	18.33	34.21	176	0	P	V
		*	2457	107.7	-	-	91.58	32	18.33	34.21	176	0	A	V
		2483.68	64.98	-9.02	74	48.81	32	18.39	34.22	176	0	P	V	
		2483.56	52.95	-1.05	54	36.78	32	18.39	34.22	176	0	A	V	
													V	
													V	
Remark	1. No other spurious found. 2. All results are PASS against Peak and Average limit line.													



2.4GHz 2400~2483.5MHz

WIFI 802.11ax HE20 Full (Band Edge @ 3m)

WIFI Ant. 1+2	Note	Frequency (MHz)	Level (dBμV/m)	Margin (dB)	Limit Line (dBμV/m)	Read Level (dBμV)	Antenna Factor (dB/m)	Path Loss (dB)	Preamp Factor (dB)	Ant Pos (cm)	Table Pos (deg)	Peak Avg. (P/A)	Pol. (H/V)	
802.11ax HE20 Full CH 03 2422MHz		2389.66	59.75	-14.25	74	43.58	32.1	18.27	34.2	198	331	P	H	
		2389.94	49.28	-4.72	54	33.11	32.1	18.27	34.2	198	331	A	H	
	*	2422	115.43	-	-	99.22	32.06	18.35	34.2	198	331	P	H	
	*	2422	105.87	-	-	89.66	32.06	18.35	34.2	198	331	A	H	
		2487.13	55.89	-18.11	74	39.72	32	18.39	34.22	198	331	P	H	
		2493.43	45.34	-8.66	54	29.17	32	18.39	34.22	198	331	A	H	
		2389.52	64.8	-9.2	74	48.63	32.1	18.27	34.2	220	188	P	V	
		2389.8	53.12	-0.88	54	36.95	32.1	18.27	34.2	220	188	A	V	
	*	2422	117.38	-	-	101.17	32.06	18.35	34.2	220	188	P	V	
	*	2422	109.01	-	-	92.8	32.06	18.35	34.2	220	188	A	V	
		2485.33	55.88	-18.12	74	39.71	32	18.39	34.22	220	188	P	V	
		2486.68	46.06	-7.94	54	29.89	32	18.39	34.22	220	188	A	V	
	802.11ax HE20 Full CH 09 2452MHz		2342.48	55.19	-18.81	74	39.18	32.05	18.15	34.19	265	0	P	H
			2389.94	44.99	-9.01	54	28.82	32.1	18.27	34.2	265	0	A	H
*		2452	114.73	-	-	98.61	32	18.33	34.21	265	0	P	H	
*		2452	105	-	-	88.88	32	18.33	34.21	265	0	A	H	
		2484.52	59.93	-14.07	74	43.76	32	18.39	34.22	265	0	P	H	
		2483.53	49.85	-4.15	54	33.68	32	18.39	34.22	265	0	A	H	
		2331.28	59.11	-14.89	74	43.27	31.99	18.04	34.19	198	92	P	V	
		2388.4	46.55	-7.45	54	30.38	32.1	18.27	34.2	198	92	A	V	
*		2452	119.3	-	-	103.18	32	18.33	34.21	198	92	P	V	
*		2452	108.72	-	-	92.6	32	18.33	34.21	198	92	A	V	
		2483.53	63	-11	74	46.83	32	18.39	34.22	198	92	P	V	
	2483.8	52.06	-1.94	54	35.89	32	18.39	34.22	198	92	A	V		
Remark	1. No other spurious found. 2. All results are PASS against Peak and Average limit line.													



2.4GHz 2400~2483.5MHz

WIFI 802.11 ax HE20 Full (Harmonic @ 3m)

WIFI Ant. 1+2	Note	Frequency (MHz)	Level (dBμV/m)	Margin (dB)	Limit Line (dBμV/m)	Read Level (dBμV)	Antenna Factor (dB/m)	Path Loss (dB)	Preamp Factor (dB)	Ant Pos (cm)	Table Pos (deg)	Peak Avg. (P/A)	Pol. (H/V)
802.11ax HE20 Full CH 01 2412MHz		4824	41.48	-32.52	74	53.31	34.1	13.03	58.96	-	-	P	H
													H
													H
													H
													H
													H
													H
													H
													H
													H
													H
													H
													H
													H
													H
													H
													H
													H
			4824	41.18	-32.82	74	53.01	34.1	13.03	58.96	-	-	P
													V
													V
													V
													V
													V
													V
													V
													V
													V
													V
													V
													V
													V
													V



WIFI Ant. 1+2	Note	Frequency (MHz)	Level (dBμV/m)	Margin (dB)	Limit Line (dBμV/m)	Read Level (dBμV)	Antenna Factor (dB/m)	Path Loss (dB)	Preamp Factor (dB)	Ant Pos (cm)	Table Pos (deg)	Peak Avg. (P/A)	Pol. (H/V)
802.11ax HE20 Full CH 06 2437MHz		4874	41.91	-32.09	74	53.59	34.15	13.04	58.87	-	-	P	H
		7311	44.24	-29.76	74	50.66	35.7	15.38	57.5	-	-	P	H
													H
													H
													H
													H
													H
													H
													H
													H
													H
													H
													H
													H
													H
													H
													H
													H
													H
			4874	42.07	-31.93	74	53.75	34.15	13.04	58.87	-	-	P
		7311	43.58	-30.42	74	50	35.7	15.38	57.5	-	-	P	V
													V
													V
													V
													V
													V
													V
													V
													V
													V
													V
													V
													V
													V
													V



WiFi Ant. 1+2	Note	Frequency (MHz)	Level (dBμV/m)	Margin (dB)	Limit Line (dBμV/m)	Read Level (dBμV)	Antenna Factor (dB/m)	Path Loss (dB)	Preamp Factor (dB)	Ant Pos (cm)	Table Pos (deg)	Peak Avg. (P/A)	Pol. (H/V)
802.11ax HE20 Full CH 11 2462MHz		4924	42.34	-31.66	74	53.89	34.2	13.03	58.78	-	-	P	H
		7386	42	-32	74	48.58	35.63	15.34	57.55	-	-	P	H
													H
													H
													H
													H
													H
													H
													H
													H
													H
													H
													H
													H
													H
													H
													H
													H
													H
	Remark	1. No other spurious found. 2. All results are PASS against Peak and Average limit line. 3. The emission position marked as "-" means no suspected emission found with sufficient margin against limit line or noise floor only.											



2.4GHz 2400~2483.5MHz

WIFI 802.11ax HE20 Partial 106 (Band Edge @ 3m)

WIFI Ant. 1+2	Note	Frequency (MHz)	Level (dBμV/m)	Margin (dB)	Limit Line (dBμV/m)	Read Level (dBμV)	Antenna Factor (dB/m)	Path Loss (dB)	Preamp Factor (dB)	Ant Pos (cm)	Table Pos (deg)	Peak Avg. (P/A)	Pol. (H/V)	
802.11ax HE20 Partial 106/53 CH 01 2412MHz		2389.8	59.05	-14.95	74	43.8	32.1	18.27	35.12	387	1	P	H	
		2390	50.2	-3.8	54	34.95	32.1	18.27	35.12	387	1	A	H	
	*	2412	113.14	-	-	97.91	32.08	18.27	35.12	387	1	P	H	
	*	2412	105.57	-	-	90.34	32.08	18.27	35.12	387	1	A	H	
													H	
														H
			2389.275	63.2	-10.8	74	47.95	32.1	18.27	35.12	210	194	P	V
			2390	52.85	-1.15	54	37.6	32.1	18.27	35.12	210	194	A	V
	*		2412	115.92	-	-	100.69	32.08	18.27	35.12	210	194	P	V
	*		2412	107.94	-	-	92.71	32.08	18.27	35.12	210	194	A	V
													V	
													V	
802.11ax HE20 Partial 106/54 CH 11 2462MHz	*	2462	108.57	-	-	93.27	32	18.41	35.11	358	12	P	H	
	*	2462	100.54	-	-	85.24	32	18.41	35.11	358	12	A	H	
		2484.28	59.13	-14.87	74	43.84	32	18.39	35.1	358	12	P	H	
		2483.96	49.45	-4.55	54	34.16	32	18.39	35.1	358	12	A	H	
														H
														H
	*	2462	112.53	-	-	97.23	32	18.41	35.11	210	62	P	V	
	*	2462	104.9	-	-	89.6	32	18.41	35.11	210	62	A	V	
		2483.88	63.95	-10.05	74	48.66	32	18.39	35.1	210	62	P	V	
		2483.72	53.44	-0.56	54	38.15	32	18.39	35.1	210	62	A	V	
													V	
													V	
Remark	1. No other spurious found. 2. All results are PASS against Peak and Average limit line.													



2.4GHz 2400~2483.5MHz
WIFI 802.11ax HE40 Full (Band Edge @ 3m)

WIFI Ant. 1+2	Note	Frequency (MHz)	Level (dBμV/m)	Margin (dB)	Limit Line (dBμV/m)	Read Level (dBμV)	Antenna Factor (dB/m)	Path Loss (dB)	Preamp Factor (dB)	Ant Pos (cm)	Table Pos (deg)	Peak Avg. (P/A)	Pol. (H/V)
802.11ax HE40 Full CH 03 2422MHz		2388.54	59.26	-14.74	74	44.01	32.1	18.27	35.12	388	0	P	H
		2389.94	50.11	-3.89	54	34.86	32.1	18.27	35.12	388	0	A	H
	*	2422	110.56	-	-	95.27	32.06	18.35	35.12	388	0	P	H
	*	2422	101.61	-	-	86.32	32.06	18.35	35.12	388	0	A	H
		2488.39	55.8	-18.2	74	40.51	32	18.39	35.1	388	0	P	H
		2483.8	45.81	-8.19	54	30.52	32	18.39	35.1	388	0	A	H
		2387.98	63.44	-10.56	74	48.19	32.1	18.27	35.12	145	187	P	V
		2388.96	53.15	-0.85	54	37.9	32.1	18.27	35.12	145	187	A	V
	*	2422	113.78	-	-	98.49	32.06	18.35	35.12	145	187	P	V
	*	2422	104.6	-	-	89.31	32.06	18.35	35.12	145	187	A	V
		2484.61	56.62	-17.38	74	41.33	32	18.39	35.1	145	187	P	V
		2488.57	46.05	-7.95	54	30.76	32	18.39	35.1	145	187	A	V
802.11ax HE40 Full CH 06 2437MHz		2315.74	56.92	-17.08	74	42.14	31.89	18.03	35.14	353	152	P	H
		2389.66	46.31	-7.69	54	31.06	32.1	18.27	35.12	353	152	A	H
	*	2437	111.18	-	-	95.92	32.03	18.34	35.11	353	152	P	H
	*	2437	101.97	-	-	86.71	32.03	18.34	35.11	353	152	A	H
		2485.24	63.98	-10.02	74	48.69	32	18.39	35.1	353	152	P	H
		2483.71	52.49	-1.51	54	37.2	32	18.39	35.1	353	152	A	H
		2315.88	60.93	-13.07	74	46.14	31.9	18.03	35.14	200	259	P	V
		2375.52	47.72	-6.28	54	32.57	32.1	18.17	35.12	200	259	A	V
	*	2437	115.37	-	-	100.11	32.03	18.34	35.11	200	259	P	V
	*	2437	107.03	-	-	91.77	32.03	18.34	35.11	200	259	A	V
	2484.43	64.89	-9.11	74	49.6	32	18.39	35.1	200	259	P	V	
	2483.62	53.54	-0.46	54	38.25	32	18.39	35.1	200	259	A	V	



WiFi Ant. 1+2	Note	Frequency (MHz)	Level (dBμV/m)	Margin (dB)	Limit Line (dBμV/m)	Read Level (dBμV)	Antenna Factor (dB/m)	Path Loss (dB)	Preamp Factor (dB)	Ant Pos (cm)	Table Pos (deg)	Peak Avg. (P/A)	Pol. (H/V)
802.11ax HE40 Full CH 09 2452MHz		2352.7	55.64	-18.36	74	40.52	32.1	18.15	35.13	354	357	P	H
		2388.96	45.36	-8.64	54	30.11	32.1	18.27	35.12	354	357	A	H
	*	2452	106.49	-	-	91.27	32	18.33	35.11	354	357	P	H
	*	2452	97.78	-	-	82.56	32	18.33	35.11	354	357	A	H
		2484.25	61.72	-12.28	74	46.43	32	18.39	35.1	354	357	P	H
		2484.07	51.84	-2.16	54	36.55	32	18.39	35.1	354	357	A	H
		2332.82	59.59	-14.41	74	44.68	32	18.04	35.13	205	96	P	V
		2389.52	45.67	-8.33	54	30.42	32.1	18.27	35.12	205	96	A	V
	*	2452	111.42	-	-	96.2	32	18.33	35.11	205	96	P	V
	*	2452	103.12	-	-	87.9	32	18.33	35.11	205	96	A	V
		2485.06	63.46	-10.54	74	48.17	32	18.39	35.1	205	96	P	V
		2485.24	53.42	-0.58	54	38.13	32	18.39	35.1	205	96	A	V
	Remark	1. No other spurious found. 2. All results are PASS against Peak and Average limit line.											



2.4GHz 2400~2483.5MHz

WIFI 802.11ax HE40 Full (Band Edge @ 3m)

WIFI Ant. 1+2	Note	Frequency (MHz)	Level (dBμV/m)	Margin (dB)	Limit Line (dBμV/m)	Read Level (dBμV)	Antenna Factor (dB/m)	Path Loss (dB)	Preamp Factor (dB)	Ant Pos (cm)	Table Pos (deg)	Peak Avg. (P/A)	Pol. (H/V)
802.11ax HE40 Full CH 08 2447MHz		2365.02	56.42	-17.58	74	40.35	32.1	18.16	34.19	353	158	P	H
		2385.6	44.77	-9.23	54	28.6	32.1	18.27	34.2	353	158	A	H
	*	2447	104.73	-	-	88.6	32.01	18.33	34.21	353	158	P	H
	*	2447	95.14	-	-	79.01	32.01	18.33	34.21	353	158	A	H
		2483.62	60.21	-13.79	74	44.04	32	18.39	34.22	353	158	P	H
		2483.53	51.08	-2.92	54	34.91	32	18.39	34.22	353	158	A	H
		2324.98	57.62	-16.38	74	41.81	31.95	18.04	34.18	181	360	P	V
		2385.88	45.25	-8.75	54	29.08	32.1	18.27	34.2	181	360	A	V
	*	2447	108.47	-	-	92.34	32.01	18.33	34.21	181	360	P	V
	*	2447	100.18	-	-	84.05	32.01	18.33	34.21	181	360	A	V
	2485.06	63.07	-10.93	74	46.9	32	18.39	34.22	181	360	P	V	
	2484.52	53.11	-0.89	54	36.94	32	18.39	34.22	181	360	A	V	
Remark	1. No other spurious found. 2. All results are PASS against Peak and Average limit line.												



2.4GHz 2400~2483.5MHz

WIFI 802.11 ax HE40 Full (Harmonic @ 3m)

WIFI Ant. 1+2	Note	Frequency (MHz)	Level (dBμV/m)	Margin (dB)	Limit Line (dBμV/m)	Read Level (dBμV)	Antenna Factor (dB/m)	Path Loss (dB)	Preamp Factor (dB)	Ant Pos (cm)	Table Pos (deg)	Peak Avg. (P/A)	Pol. (H/V)
802.11ax HE40 Full CH 03 2422MHz		4844	41.62	-32.38	74	53.35	34.18	13.01	58.92	-	-	P	H
		7266	43.02	-30.98	74	49.31	35.77	15.4	57.46	-	-	P	H
													H
													H
													H
													H
													H
													H
													H
													H
													H
													H
													H
													H
													H
													H
													H
													H
													H
			4844	41.92	-32.08	74	53.65	34.18	13.01	58.92	-	-	P
		7266	43.88	-30.12	74	50.17	35.77	15.4	57.46	-	-	P	V
													V
													V
													V
													V
													V
													V
													V
													V
													V
													V
													V
													V
													V
													V



WiFi Ant. 1+2	Note	Frequency (MHz)	Level (dBμV/m)	Margin (dB)	Limit Line (dBμV/m)	Read Level (dBμV)	Antenna Factor (dB/m)	Path Loss (dB)	Preamp Factor (dB)	Ant Pos (cm)	Table Pos (deg)	Peak Avg. (P/A)	Pol. (H/V)	
802.11ax HE40 Full CH 06 2437MHz		4874	41.62	-32.38	74	53.3	34.15	13.04	58.87	-	-	P	H	
		7311	43.83	-30.17	74	50.25	35.7	15.38	57.5	-	-	P	H	
													H	
													H	
													H	
													H	
													H	
													H	
													H	
													H	
													H	
													H	
													H	
													H	
													H	
													H	
													H	
													H	
			4874	41.68	-32.32	74	53.36	34.15	13.04	58.87	-	-	P	V
			7311	43.25	-30.75	74	49.67	35.7	15.38	57.5	-	-	P	V
													V	
													V	
													V	
													V	
													V	
													V	
													V	
													V	
													V	
													V	
													V	
													V	
													V	



WiFi Ant. 1+2	Note	Frequency (MHz)	Level (dBµV/m)	Margin (dB)	Limit Line (dBµV/m)	Read Level (dBµV)	Antenna Factor (dB/m)	Path Loss (dB)	Preamp Factor (dB)	Ant Pos (cm)	Table Pos (deg)	Peak Avg. (P/A)	Pol. (H/V)
802.11ax HE40 Full CH 09 2452MHz		4904	41.72	-32.28	74	53.37	34.12	13.04	58.81	-	-	P	H
		7356	43.18	-30.82	74	49.67	35.69	15.35	57.53	-	-	P	H
													H
													H
													H
													H
													H
													H
													H
													H
													H
													H
													H
													H
													H
													H
													H
													H
													H
	Remark	1. No other spurious found. 2. All results are PASS against Peak and Average limit line. 3. The emission position marked as "-" means no suspected emission found with sufficient margin against limit line or noise floor only.											



Emission above 18GHz

2.4GHz WIFI 802.11ax HE40 (SHF)

WIFI	Note	Frequency	Level	Margin	Limit	Read	Antenna	Path	Preamp	Ant	Table	Peak	Pol.
Ant.					Line	Level	Factor	Loss	Factor	Pos	Pos	Avg.	
1+2		(MHz)	(dBμV/m)	(dB)	(dBμV/m)	(dBμV)	(dB/m)	(dB)	(dB)	(cm)	(deg)	(P/A)	(H/V)
2.4GHz 802.11ax HE40 SHF		18154	40.44	-33.56	74	49.9	37.7	12.47	59.63	-	-	P	H
													H
													H
													H
													H
													H
													H
													H
													H
													H
													H
													H
													H
													H
													H
													H
													H
													H
													H
			18014	40.91	-33.09	74	49.89	37.7	12.92	59.6	-	-	P
													V
													V
													V
													V
													V
													V
													V
													V
													V
													V
													V
													V
													V
Remark	1. No other spurious found. 2. All results are PASS against limit line. 3. The emission position marked as "-" means no suspected emission found with sufficient margin against limit line or noise floor only.												



<TXBF Mode>

2.4GHz 2400~2483.5MHz

WIFI 802.11ax HE20 Full (Band Edge @ 3m)

WIFI	Note	Frequency	Level	Margin	Limit	Read	Antenna	Path	Preamp	Ant	Table	Peak	Pol.	
Ant. 1+2		(MHz)	(dBμV/m)	(dB)	Line (dBμV/m)	Level (dBμV)	Factor (dB/m)	Loss (dB)	Factor (dB)	Pos (cm)	Pos (deg)	Avg. (P/A)	(H/V)	
802.11ax HE20 Full CH 01 2412MHz		2387.91	69.42	-4.58	74	53.25	32.1	18.27	34.2	132	182	P	H	
		2388.645	50.61	-3.39	54	34.44	32.1	18.27	34.2	132	182	A	H	
	*	2412	112.66	-	-	96.51	32.08	18.27	34.2	132	182	P	H	
	*	2412	102.35	-	-	86.2	32.08	18.27	34.2	132	182	A	H	
													H	
														H
			2385.39	68.77	-5.23	74	52.6	32.1	18.27	34.2	205	71	P	V
			2388.54	51.98	-2.02	54	35.81	32.1	18.27	34.2	205	71	A	V
	*		2412	115.92	-	-	99.77	32.08	18.27	34.2	205	71	P	V
	*		2412	106.45	-	-	90.3	32.08	18.27	34.2	205	71	A	V
													V	
													V	
802.11ax HE20 Full CH 06 2437MHz		2385.74	58.68	-15.32	74	42.51	32.1	18.27	34.2	374	360	P	H	
		2389.8	46.84	-7.16	54	30.67	32.1	18.27	34.2	374	360	A	H	
	*	2437	114.52	-	-	98.36	32.03	18.34	34.21	374	360	P	H	
	*	2437	103.6	-	-	87.44	32.03	18.34	34.21	374	360	A	H	
			2490.06	60.79	-13.21	74	44.62	32	18.39	34.22	374	360	P	H
			2486.49	48.34	-5.66	54	32.17	32	18.39	34.22	374	360	A	H
			2388.68	65.06	-8.94	74	48.89	32.1	18.27	34.2	203	107	P	V
			2384.34	49.76	-4.24	54	33.59	32.1	18.27	34.2	203	107	A	V
	*		2437	118.07	-	-	101.91	32.03	18.34	34.21	203	107	P	V
	*		2437	106.8	-	-	90.64	32.03	18.34	34.21	203	107	A	V
		2483.55	63.58	-10.42	74	47.41	32	18.39	34.22	203	107	P	V	
		2483.55	49.29	-4.71	54	33.12	32	18.39	34.22	203	107	A	V	



WiFi Ant. 1+2	Note	Frequency (MHz)	Level (dBμV/m)	Margin (dB)	Limit Line (dBμV/m)	Read Level (dBμV)	Antenna Factor (dB/m)	Path Loss (dB)	Preamp Factor (dB)	Ant Pos (cm)	Table Pos (deg)	Peak Avg. (P/A)	Pol. (H/V)
802.11ax HE20 Full CH 11 2462MHz	*	2462	108.9	-	-	92.7	32	18.41	34.21	400	147	P	H
	*	2462	100.38	-	-	84.18	32	18.41	34.21	400	147	A	H
		2484.84	63.78	-10.22	74	47.61	32	18.39	34.22	400	147	P	H
		2483.8	50.05	-3.95	54	33.88	32	18.39	34.22	400	147	A	H
													H
													H
	*	2462	110.53	-	-	94.33	32	18.41	34.21	230	66	P	V
	*	2462	101.61	-	-	85.41	32	18.41	34.21	230	66	A	V
		2484.44	62.45	-11.55	74	46.28	32	18.39	34.22	230	66	P	V
		2483.68	52.61	-1.39	54	36.44	32	18.39	34.22	230	66	A	V
												V	
												V	
Remark	<ol style="list-style-type: none"> No other spurious found. All results are PASS against Peak and Average limit line. 												



2.4GHz 2400~2483.5MHz

WIFI 802.11 ax HE20 Full (Harmonic @ 3m)

WIFI Ant. 1+2	Note	Frequency (MHz)	Level (dBμV/m)	Margin (dB)	Limit Line (dBμV/m)	Read Level (dBμV)	Antenna Factor (dB/m)	Path Loss (dB)	Preamp Factor (dB)	Ant Pos (cm)	Table Pos (deg)	Peak Avg. (P/A)	Pol. (H/V)
802.11ax HE20 Full CH 01 2412MHz		4824	41.36	-32.64	74	53.24	34.1	13.03	59.01	-	-	P	H
													H
													H
													H
													H
													H
													H
													H
													H
													H
													H
													H
													H
													H
													H
													H
													H
													H
			4824	41.41	-32.59	74	53.29	34.1	13.03	59.01	-	-	P
													V
													V
													V
													V
													V
													V
													V
													V
													V
													V
													V
													V
													V
													V
													V



WIFI Ant. 1+2	Note	Frequency (MHz)	Level (dBμV/m)	Margin (dB)	Limit Line (dBμV/m)	Read Level (dBμV)	Antenna Factor (dB/m)	Path Loss (dB)	Preamp Factor (dB)	Ant Pos (cm)	Table Pos (deg)	Peak Avg. (P/A)	Pol. (H/V)
802.11ax HE20 Full CH 06 2437MHz		4874	42.49	-31.51	74	54.22	34.15	13.04	58.92	-	-	P	H
		7311	44.05	-29.95	74	50.53	35.7	15.38	57.56	-	-	P	H
													H
													H
													H
													H
													H
													H
													H
													H
													H
													H
													H
													H
													H
													H
													H
													H
													H
			4874	43.55	-30.45	74	55.28	34.15	13.04	58.92	-	-	P
		7311	43.34	-30.66	74	49.82	35.7	15.38	57.56	-	-	P	V
													V
													V
													V
													V
													V
													V
													V
													V
													V
													V
													V
													V
													V
													V
													V
													V



WiFi Ant. 1+2	Note	Frequency (MHz)	Level (dBμV/m)	Margin (dB)	Limit Line (dBμV/m)	Read Level (dBμV)	Antenna Factor (dB/m)	Path Loss (dB)	Preamp Factor (dB)	Ant Pos (cm)	Table Pos (deg)	Peak Avg. (P/A)	Pol. (H/V)
802.11ax HE20 Full CH 11 2462MHz		4924	41.03	-32.97	74	52.64	34.2	13.03	58.84	-	-	P	H
		7386	42.94	-31.06	74	49.61	35.63	15.34	57.64	-	-	P	H
													H
													H
													H
													H
													H
													H
													H
													H
													H
													H
													H
													H
													H
													H
													H
													H
													H
	Remark	1. No other spurious found. 2. All results are PASS against Peak and Average limit line. 3. The emission position marked as "-" means no suspected emission found with sufficient margin against limit line or noise floor only.											



2.4GHz 2400~2483.5MHz
WIFI 802.11ax HE40 Full (Band Edge @ 3m)

WIFI Ant. 1+2	Note	Frequency (MHz)	Level (dBμV/m)	Margin (dB)	Limit Line (dBμV/m)	Read Level (dBμV)	Antenna Factor (dB/m)	Path Loss (dB)	Preamp Factor (dB)	Ant Pos (cm)	Table Pos (deg)	Peak Avg. (P/A)	Pol. (H/V)
802.11ax HE40 Full CH 03 2422MHz		2389.52	64.3	-9.7	74	48.13	32.1	18.27	34.2	177	184	P	H
		2389.94	50.58	-3.42	54	34.41	32.1	18.27	34.2	177	184	A	H
	*	2422	106.77	-	-	90.56	32.06	18.35	34.2	177	184	P	H
	*	2422	98.08	-	-	81.87	32.06	18.35	34.2	177	184	A	H
		2498.95	56.4	-17.6	74	40.23	32	18.39	34.22	177	184	P	H
		2486.07	46.22	-7.78	54	30.05	32	18.39	34.22	177	184	A	H
		2389.94	64.61	-9.39	74	48.44	32.1	18.27	34.2	336	110	P	V
		2389.8	51.73	-2.27	54	35.56	32.1	18.27	34.2	336	110	A	V
	*	2422	111.39	-	-	95.18	32.06	18.35	34.2	336	110	P	V
	*	2422	108.14	-	-	91.93	32.06	18.35	34.2	336	110	P	V
		2494.75	56.78	-17.22	74	40.61	32	18.39	34.22	336	110	P	V
		2486.21	47.59	-6.41	54	31.42	32	18.39	34.22	336	110	A	V
802.11ax HE40 Full CH 06 2437MHz		2386.3	61.11	-12.89	74	44.94	32.1	18.27	34.2	377	17	P	H
		2386.16	47.38	-6.62	54	31.21	32.1	18.27	34.2	377	17	A	H
	*	2437	111.49	-	-	95.33	32.03	18.34	34.21	377	17	P	H
	*	2437	102.77	-	-	86.61	32.03	18.34	34.21	377	17	A	H
		2486.98	61.85	-12.15	74	45.68	32	18.39	34.22	377	17	P	H
		2487.4	48.51	-5.49	54	32.34	32	18.39	34.22	377	17	A	H
		2387.7	65.38	-8.62	74	49.21	32.1	18.27	34.2	100	56	P	V
		2387.14	50.37	-3.63	54	34.2	32.1	18.27	34.2	100	56	A	V
	*	2437	114.2	-	-	98.04	32.03	18.34	34.21	100	56	P	V
	*	2437	106.06	-	-	89.9	32.03	18.34	34.21	100	56	A	V
		2487.61	65.48	-8.52	74	49.31	32	18.39	34.22	100	56	P	V
		2488.03	50.76	-3.24	54	34.59	32	18.39	34.22	100	56	A	V



WIFI Ant. 1+2	Note	Frequency (MHz)	Level (dBμV/m)	Margin (dB)	Limit Line (dBμV/m)	Read Level (dBμV)	Antenna Factor (dB/m)	Path Loss (dB)	Preamp Factor (dB)	Ant Pos (cm)	Table Pos (deg)	Peak Avg. (P/A)	Pol. (H/V)
802.11ax HE40 Full CH 09 2452MHz		2333.1	60.11	-13.89	74	44.26	32	18.04	34.19	293	165	P	H
		2332.68	46.86	-7.14	54	31.01	32	18.04	34.19	293	165	A	H
	*	2452	104.02	-	-	87.9	32	18.33	34.21	293	165	P	H
	*	2452	95.13	-	-	79.01	32	18.33	34.21	293	165	A	H
		2483.55	61.68	-12.32	74	45.51	32	18.39	34.22	293	165	P	H
		2488.52	51.17	-2.83	54	35	32	18.39	34.22	293	165	A	H
		2332.12	56.53	-17.47	74	40.69	31.99	18.04	34.19	120	348	P	V
		2356.76	46.82	-7.18	54	30.75	32.1	18.16	34.19	120	348	A	V
	*	2452	105.73	-	-	89.61	32	18.33	34.21	120	348	P	V
	*	2452	96.96	-	-	80.84	32	18.33	34.21	120	348	A	V
		2483.9	63.19	-10.81	74	47.02	32	18.39	34.22	120	348	P	V
		2486.21	53.28	-0.72	54	37.11	32	18.39	34.22	120	348	A	V
Remark	1. No other spurious found. 2. All results are PASS against Peak and Average limit line.												



2.4GHz 2400~2483.5MHz

WIFI 802.11 ax HE40 Full (Harmonic @ 3m)

WIFI Ant. 1+2	Note	Frequency (MHz)	Level (dBμV/m)	Margin (dB)	Limit Line (dBμV/m)	Read Level (dBμV)	Antenna Factor (dB/m)	Path Loss (dB)	Preamp Factor (dB)	Ant Pos (cm)	Table Pos (deg)	Peak Avg. (P/A)	Pol. (H/V)
802.11ax HE40 Full CH 03 2422MHz		4844	40.93	-33.07	74	52.71	34.18	13.01	58.97	-	-	P	H
		7266	42.73	-31.27	74	49.08	35.77	15.4	57.52	-	-	P	H
													H
													H
													H
													H
													H
													H
													H
													H
													H
													H
													H
													H
													H
													H
													H
													H
													H
			4844	41.72	-32.28	74	53.5	34.18	13.01	58.97	-	-	P
		7266	42.71	-31.29	74	49.06	35.77	15.4	57.52	-	-	P	V
													V
													V
													V
													V
													V
													V
													V
													V
													V
													V
													V
													V
													V
													V



WIFI Ant. 1+2	Note	Frequency (MHz)	Level (dBμV/m)	Margin (dB)	Limit Line (dBμV/m)	Read Level (dBμV)	Antenna Factor (dB/m)	Path Loss (dB)	Preamp Factor (dB)	Ant Pos (cm)	Table Pos (deg)	Peak Avg. (P/A)	Pol. (H/V)
802.11ax HE40 Full CH 06 2437MHz		4874	41.55	-32.45	74	53.28	34.15	13.04	58.92	-	-	P	H
		7311	43.31	-30.69	74	49.79	35.7	15.38	57.56	-	-	P	H
													H
													H
													H
													H
													H
													H
													H
													H
													H
													H
													H
													H
													H
													H
													H
													H
													H
			4874	41.67	-32.33	74	53.4	34.15	13.04	58.92	-	-	P
		7311	43.06	-30.94	74	49.54	35.7	15.38	57.56	-	-	P	V
													V
													V
													V
													V
													V
													V
													V
													V
													V
													V
													V
													V
													V
													V
													V
													V



WiFi Ant. 1+2	Note	Frequency (MHz)	Level (dBμV/m)	Margin (dB)	Limit Line (dBμV/m)	Read Level (dBμV)	Antenna Factor (dB/m)	Path Loss (dB)	Preamp Factor (dB)	Ant Pos (cm)	Table Pos (deg)	Peak Avg. (P/A)	Pol. (H/V)
802.11ax HE40 Full CH 09 2452MHz		4904	40.82	-33.18	74	52.53	34.12	13.04	58.87	-	-	P	H
		7356	42.64	-31.36	74	49.21	35.69	15.35	57.61	-	-	P	H
													H
													H
													H
													H
													H
													H
													H
													H
													H
													H
													H
													H
													H
													H
													H
													H
													H
	Remark	1. No other spurious found. 2. All results are PASS against Peak and Average limit line. 3. The emission position marked as "-" means no suspected emission found with sufficient margin against limit line or noise floor only.											



Note symbol

*	Fundamental Frequency which can be ignored. However, the level of any unwanted emissions shall not exceed the level of the fundamental frequency.
!	Test result is over limit line.
P/A	Peak or Average
H/V	Horizontal or Vertical



A calculation example for radiated spurious emission is shown as below:

WIFI	Note	Frequency	Level	Margin	Limit	Read	Antenna	Path	Preamp	Ant	Table	Peak	Pol.
Ant.					Line	Level	Factor	Loss	Factor	Pos	Pos	Avg.	
1+2		(MHz)	(dBµV/m)	(dB)	(dBµV/m)	(dBµV)	(dB/m)	(dB)	(dB)	(cm)	(deg)	(P/A)	(H/V)
802.11b		2390	55.45	-18.55	74	54.51	32.22	4.58	35.86	103	308	P	H
CH 01													
2412MHz		2390	43.54	-10.46	54	42.6	32.22	4.58	35.86	103	308	A	H

1. Path Loss(dB) = Cable loss(dB) + Filter loss(dB) + Attenuator loss(dB)
2. Level(dBµV/m) =
Antenna Factor(dB/m) + Path Loss(dB) + Read Level(dBµV) - Preamp Factor(dB)
3. Margin(dB) = Level(dBµV/m) – Limit Line(dBµV/m)

For Peak Limit @ 2390MHz:

1. Level(dBµV/m)
= Antenna Factor(dB/m) + Path Loss(dB) + Read Level(dBµV) - Preamp Factor(dB)
= 32.22(dB/m) + 4.58(dB) + 54.51(dBµV) – 35.86 (dB)
= 55.45 (dBµV/m)
2. Margin(dB)
= Level(dBµV/m) – Limit Line(dBµV/m)
= 55.45(dBµV/m) – 74(dBµV/m)
= -18.55(dB)

For Average Limit @ 2390MHz:

1. Level(dBµV/m)
= Antenna Factor(dB/m) + Path Loss(dB) + Read Level(dBµV) - Preamp Factor(dB)
= 32.22(dB/m) + 4.58(dB) + 42.6(dBµV) – 35.86 (dB)
= 43.54 (dBµV/m)
2. Margin(dB)
= Level(dBµV/m) – Limit Line(dBµV/m)
= 43.54(dBµV/m) – 54(dBµV/m)
= -10.46(dB)

Both peak and average measured complies with the limit line, so test result is “PASS”.



Appendix D. Radiated Spurious Emission Plots

Test Engineer :	Jesse Wang, Stan Hsieh and Ken Wu	Temperature :	20.1~25.5°C
		Relative Humidity :	52.3~68.1%

Note symbol

-L	Low channel location
-R	High channel location



<CDD Mode>

2.4GHz 2400~2483.5MHz
WIFI 802.11b (Band Edge @ 3m)

WIFI	2.4GHz 2400~2483.5MHz Band Edge @ 3m	
ANT	802.11b CH01 2412MHz	
1+2	Horizontal	Fundamental
Peak	<p>Site : 03CH07-HY Condition : PEAK_BE_3m HF_ANT_00075962 HORIZONTAL : RBW:1000.000kHz VBW:3000.000kHz SWT:Auto</p>	<p>Site : 03CH07-HY Condition : PEAK_2412m HF_ANT_00075962 HORIZONTAL : RBW:1000.000kHz VBW:3000.000kHz SWT:Auto</p>
Avg.	<p>Site : 03CH07-HY Condition : AVG_BE_3m HF_ANT_00075962 HORIZONTAL : RBW:1000.000kHz VBW:3.000kHz SWT:Auto</p>	<p>Site : 03CH07-HY Condition : AVG_2412m HF_ANT_00075962 HORIZONTAL : RBW:1000.000kHz VBW:3.000kHz SWT:Auto</p>

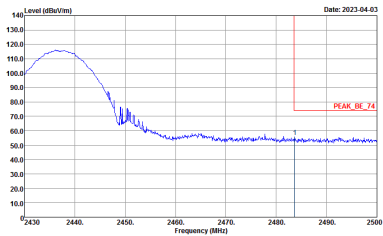
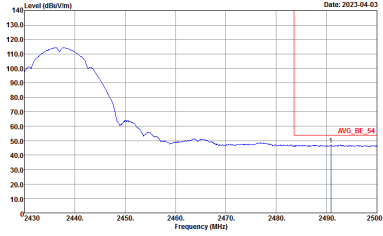


WIFI	2.4GHz 2400~2483.5MHz Band Edge @ 3m	
ANT	802.11b CH01 2412MHz	
1+2	Vertical	Fundamental
Peak	<p>Date: 2023-04-03</p> <p>Site Condition : 03CH07-HY : PEAK_BE_74 3m HF_ANT_00075962 VERTICAL : RBW:1000.000kHz VBW:3000.000kHz SWTA:Auto</p>	<p>Date: 2023-04-03</p> <p>Site Condition : 03CH07-HY : PEAK_74 3m HF_ANT_00075962 VERTICAL : RBW:1000.000kHz VBW:3000.000kHz SWTA:Auto</p>
Avg.	<p>Date: 2023-04-03</p> <p>Site Condition : 03CH07-HY : AVG_BE_54 3m HF_ANT_00075962 VERTICAL : RBW:1000.000kHz VBW:3.000kHz SWTA:Auto</p>	<p>Date: 2023-04-03</p> <p>Site Condition : 03CH07-HY : AVG_54 3m HF_ANT_00075962 VERTICAL : RBW:1000.000kHz VBW:3.000kHz SWTA:Auto</p>

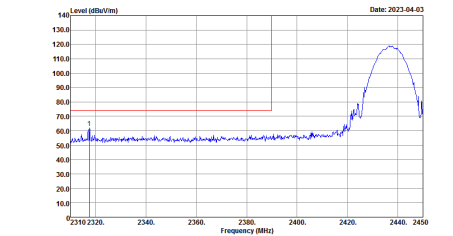
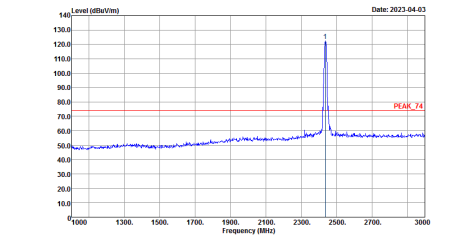
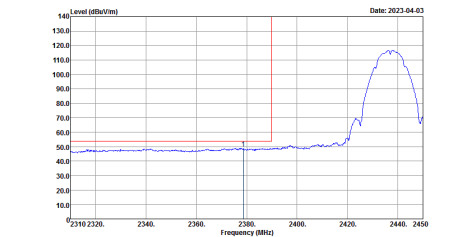
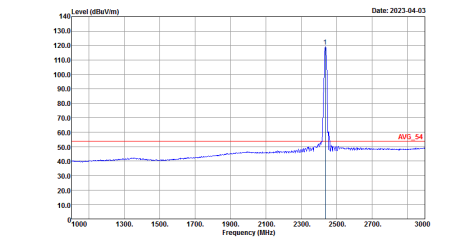


WIFI	2.4GHz 2400~2483.5MHz Band Edge @ 3m	
ANT	802.11b CH06 2437MHz - L	
1+2	Horizontal	Fundamental
Peak	<p>Date: 2023-04-03</p> <p>Site Condition : 03CH07-HY : PEAK_BE_74 3m HF_ANT_00075962 HORIZONTAL : RBW:1000.000kHz VBW:3000.000kHz SWT:Auto</p>	<p>Date: 2023-04-03</p> <p>Site Condition : 03CH07-HY : PEAK_74 3m HF_ANT_00075962 HORIZONTAL : RBW:1000.000kHz VBW:3000.000kHz SWT:Auto</p>
Avg.	<p>Date: 2023-04-03</p> <p>Site Condition : 03CH07-HY : AVG_BE_54 3m HF_ANT_00075962 HORIZONTAL : RBW:1000.000kHz VBW:3.000kHz SWT:Auto</p>	<p>Date: 2023-04-03</p> <p>Site Condition : 03CH07-HY : AVG_54 3m HF_ANT_00075962 HORIZONTAL : RBW:1000.000kHz VBW:3.000kHz SWT:Auto</p>



WIFI	2.4GHz 2400~2483.5MHz Band Edge @ 3m	
ANT	802.11b CH06 2437MHz - R	
1+2	Horizontal	Fundamental
<p>Peak</p>	 <p>Site : 03CH07-HY Condition : : PEAK_BE_74 3m HF_ANT_00075962 HORIZONTAL : RBW:1000.000kHz VBW:3000.000kHz SWF:Auto</p>	<p>Left blank</p>
<p>Avg.</p>	 <p>Site : 03CH07-HY Condition : : AVG_BE_54 3m HF_ANT_00075962 HORIZONTAL : RBW:1000.000kHz VBW:3.000kHz SWF:Auto</p>	<p>Left blank</p>

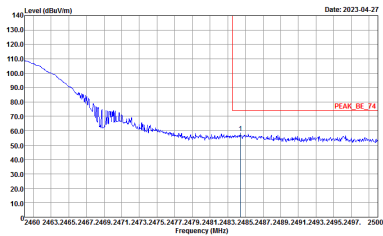
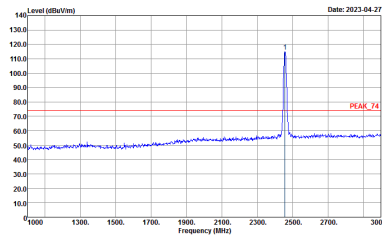
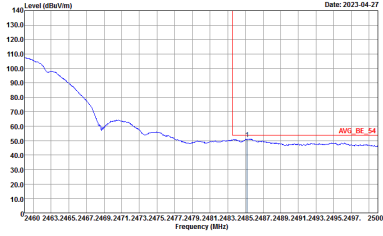
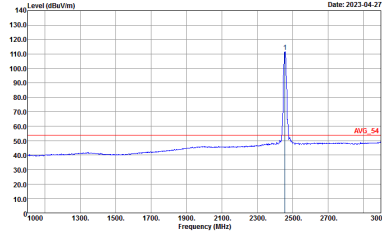


WIFI	2.4GHz 2400~2483.5MHz Band Edge @ 3m	
ANT	802.11b CH06 2437MHz - L	
1+2	Vertical	Fundamental
Peak	 <p>Level (dBuV/m) vs Frequency (MHz) plot showing a peak at approximately 2437 MHz. The y-axis ranges from 10.0 to 140.0 dBuV/m, and the x-axis ranges from 2310 to 2450 MHz. A red horizontal line is drawn at approximately 75 dBuV/m. The plot title is 'Date: 2023-04-03'.</p> <p>Site Condition : 03CH07-HY : PEAK_BE_74 3m HF_ANT_00075962 VERTICAL : RBW:1000.000kHz VBW:3000.000kHz SWTA:Auto</p>	 <p>Level (dBuV/m) vs Frequency (MHz) plot showing a sharp peak at approximately 2437 MHz. The y-axis ranges from 10.0 to 140.0 dBuV/m, and the x-axis ranges from 1000 to 3000 MHz. A red horizontal line is drawn at approximately 75 dBuV/m. The plot title is 'Date: 2023-04-03'.</p> <p>Site Condition : 03CH07-HY : PEAK_74 3m HF_ANT_00075962 VERTICAL : RBW:1000.000kHz VBW:3000.000kHz SWTA:Auto</p>
Avg.	 <p>Level (dBuV/m) vs Frequency (MHz) plot showing the average spectrum. The y-axis ranges from 10.0 to 140.0 dBuV/m, and the x-axis ranges from 2310 to 2450 MHz. A red horizontal line is drawn at approximately 50 dBuV/m. The plot title is 'Date: 2023-04-03'.</p> <p>Site Condition : 03CH07-HY : AVG_BE_54 3m HF_ANT_00075962 VERTICAL : RBW:1000.000kHz VBW:3.000kHz SWTA:Auto</p>	 <p>Level (dBuV/m) vs Frequency (MHz) plot showing the average spectrum. The y-axis ranges from 10.0 to 140.0 dBuV/m, and the x-axis ranges from 1000 to 3000 MHz. A red horizontal line is drawn at approximately 50 dBuV/m. The plot title is 'Date: 2023-04-03'.</p> <p>Site Condition : 03CH07-HY : AVG_54 3m HF_ANT_00075962 VERTICAL : RBW:1000.000kHz VBW:3.000kHz SWTA:Auto</p>

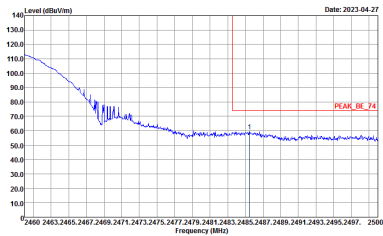
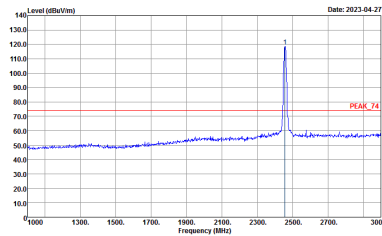
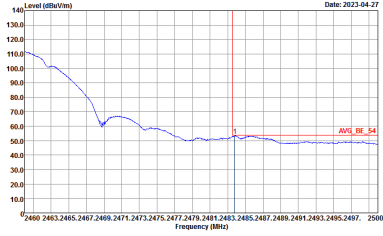
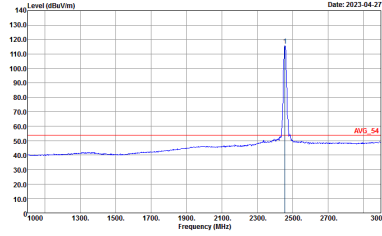


WIFI	2.4GHz 2400~2483.5MHz Band Edge @ 3m	
ANT	802.11b CH06 2437MHz - R	
1+2	Vertical	Fundamental
Peak	<p>Site : 03CH07-HY Condition : PEAK_BE_74 3m HF_ANT_00075962 VERTICAL : RBW:1000.000kHz VBW:3000.000kHz SWF:Auto</p>	Left blank
Avg.	<p>Site : 03CH07-HY Condition : AVG_BE_54 3m HF_ANT_00075962 VERTICAL : RBW:1000.000kHz VBW:3.000kHz SWF:Auto</p>	Left blank

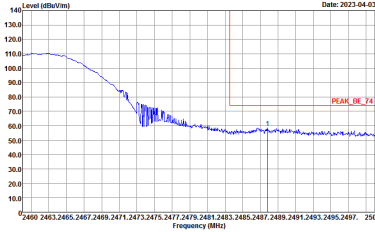
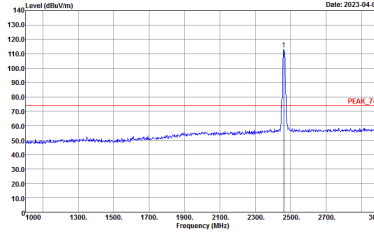
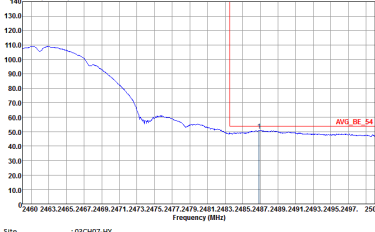
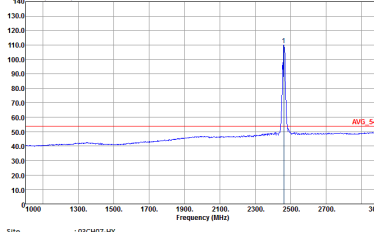


WIFI	2.4GHz 2400~2483.5MHz Band Edge @ 3m	
ANT	802.11b CH10 2457MHz	
1+2	Horizontal	Fundamental
Peak	 <p>Level (dBuV/m) vs Frequency (MHz) plot showing a peak at 2457 MHz. The y-axis ranges from 10.0 to 140.0 dBuV/m, and the x-axis ranges from 2460 to 2500 MHz. A red horizontal line indicates the peak level at approximately 74 dBuV/m.</p> <p>Site : 03CH07-HY Condition : PEAK_BE_74 3m HF_ANT_00075962 HORIZONTAL : RBW:1000.000kHz; VBW:3000.000kHz; SWT:Auto</p>	 <p>Level (dBuV/m) vs Frequency (MHz) plot showing a sharp peak at 2457 MHz. The y-axis ranges from 0 to 140 dBuV/m, and the x-axis ranges from 1000 to 3000 MHz. A red horizontal line indicates the peak level at approximately 74 dBuV/m.</p> <p>Site : 03CH07-HY Condition : PEAK_74 3m HF_ANT_00075962 HORIZONTAL : RBW:1000.000kHz; VBW:3000.000kHz; SWT:Auto</p>
Avg.	 <p>Level (dBuV/m) vs Frequency (MHz) plot showing the average level across the band. The y-axis ranges from 10.0 to 140.0 dBuV/m, and the x-axis ranges from 2460 to 2500 MHz. A red horizontal line indicates the average level at approximately 54 dBuV/m.</p> <p>Site : 03CH07-HY Condition : AVG_BE_54 3m HF_ANT_00075962 HORIZONTAL : RBW:1000.000kHz; VBW:3.000kHz; SWT:Auto</p>	 <p>Level (dBuV/m) vs Frequency (MHz) plot showing the average level across the band. The y-axis ranges from 0 to 140 dBuV/m, and the x-axis ranges from 1000 to 3000 MHz. A red horizontal line indicates the average level at approximately 54 dBuV/m.</p> <p>Site : 03CH07-HY Condition : AVG_54 3m HF_ANT_00075962 HORIZONTAL : RBW:1000.000kHz; VBW:3.000kHz; SWT:Auto</p>

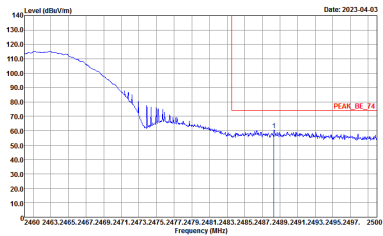
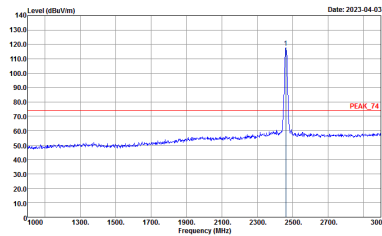
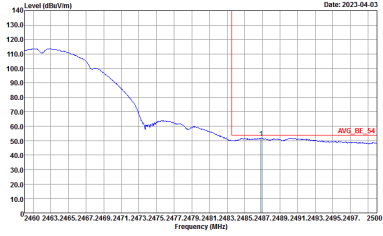
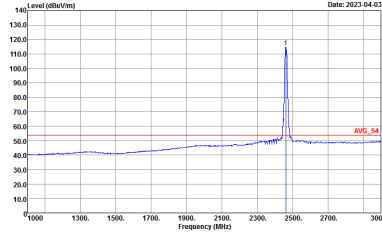


WIFI	2.4GHz 2400~2483.5MHz Band Edge @ 3m	
ANT	802.11b CH10 2457MHz	
1+2	Vertical	Fundamental
Peak	 <p>Date: 2023-04-27</p> <p>Site Condition : 03CH07-HY : PEAK_BE_74 3m HF_ANT_00075962 VERTICAL : RBW:1000.000kHz; VBW:3000.000kHz; SWT:Auto</p>	 <p>Date: 2023-04-27</p> <p>Site Condition : 03CH07-HY : PEAK_74 3m HF_ANT_00075962 VERTICAL : RBW:1000.000kHz; VBW:3000.000kHz; SWT:Auto</p>
Avg.	 <p>Date: 2023-04-27</p> <p>Site Condition : 03CH07-HY : AVG_BE_54 3m HF_ANT_00075962 VERTICAL : RBW:1000.000kHz; VBW:3.000kHz; SWT:Auto</p>	 <p>Date: 2023-04-27</p> <p>Site Condition : 03CH07-HY : AVG_54 3m HF_ANT_00075962 VERTICAL : RBW:1000.000kHz; VBW:3.000kHz; SWT:Auto</p>



WIFI	2.4GHz 2400~2483.5MHz Band Edge @ 3m	
ANT	802.11b CH11 2462MHz	
1+2	Horizontal	Fundamental
Peak	 <p>Site Condition : 03CH07-HY : PEAK_BE_74 3m HF_ANT_00075962 HORIZONTAL : RBW:1000.000kHz VBW:3000.000kHz SWT:Auto</p>	 <p>Site Condition : 03CH07-HY : PEAK_74 3m HF_ANT_00075962 HORIZONTAL : RBW:1000.000kHz VBW:3000.000kHz SWT:Auto</p>
Avg.	 <p>Site Condition : 03CH07-HY : AVG_BE_54 3m HF_ANT_00075962 HORIZONTAL : RBW:1000.000kHz VBW:3.000kHz SWT:Auto</p>	 <p>Site Condition : 03CH07-HY : AVG_54 3m HF_ANT_00075962 HORIZONTAL : RBW:1000.000kHz VBW:3.000kHz SWT:Auto</p>



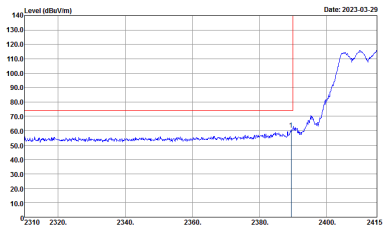
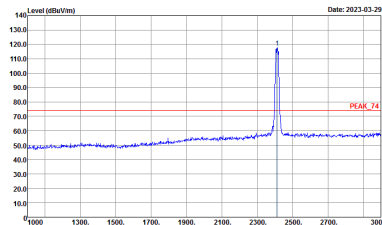
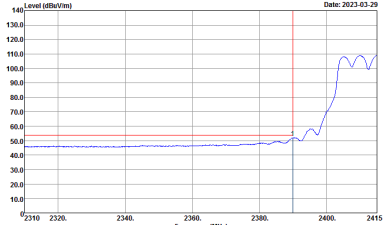
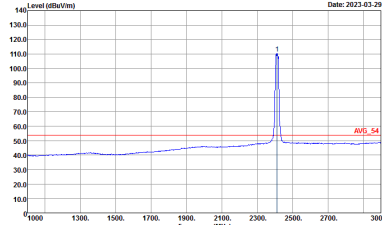
WIFI	2.4GHz 2400~2483.5MHz Band Edge @ 3m	
ANT	802.11b CH11 2462MHz	
1+2	Vertical	Fundamental
Peak	 <p>Date: 2023-04-03</p> <p>Site Condition : 03CH07-HY : PEAK_BE_74 3m HF_ANT_00075962 VERTICAL : RBW:1000.000kHz VBW:3000.000kHz SWTA:Auto</p>	 <p>Date: 2023-04-03</p> <p>Site Condition : 03CH07-HY : PEAK_74 3m HF_ANT_00075962 VERTICAL : RBW:1000.000kHz VBW:3000.000kHz SWTA:Auto</p>
Avg.	 <p>Date: 2023-04-03</p> <p>Site Condition : 03CH07-HY : AVG_BE_54 3m HF_ANT_00075962 VERTICAL : RBW:1000.000kHz VBW:3.000kHz SWTA:Auto</p>	 <p>Date: 2023-04-03</p> <p>Site Condition : 03CH07-HY : AVG_54 3m HF_ANT_00075962 VERTICAL : RBW:1000.000kHz VBW:3.000kHz SWTA:Auto</p>



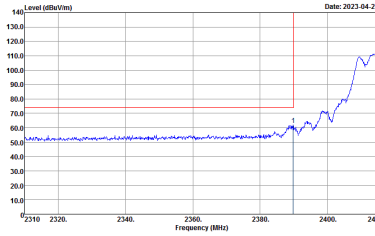
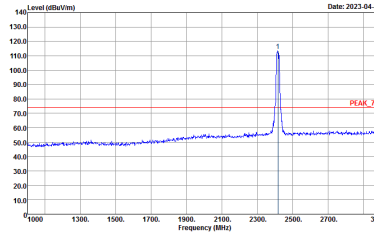
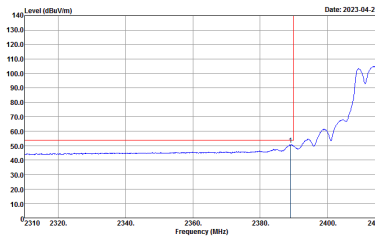
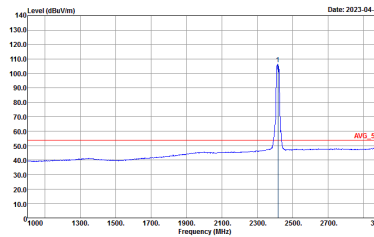
2.4GHz 2400~2483.5MHz
WIFI 802.11g (Band Edge @ 3m)

WIFI	2.4GHz 2400~2483.5MHz Band Edge @ 3m	
ANT	802.11g CH01 2412MHz	
1+2	Horizontal	Fundamental
Peak	<p>Level (dBuV/m) vs Frequency (MHz) plot for Peak Horizontal. The y-axis ranges from 10.0 to 140.0 dBuV/m, and the x-axis ranges from 2310 to 2415 MHz. A red vertical line is at 2412 MHz. The signal level is flat at ~50 dBuV/m until 2400 MHz, then rises to ~110 dBuV/m at 2412 MHz.</p> <p>Site : 03CH07-HY Condition : :PEAK_BE_34.3m HF_ANT_00075962 HORIZONTAL : RBW:1000.000kHz VBW:3000.000kHz SWT:Auto</p>	<p>Level (dBuV/m) vs Frequency (MHz) plot for Peak Fundamental. The y-axis ranges from 10.0 to 140.0 dBuV/m, and the x-axis ranges from 1000 to 3000 MHz. A red vertical line is at 2412 MHz. A sharp peak is visible at 2412 MHz, reaching ~110 dBuV/m.</p> <p>Site : 03CH07-HY Condition : :PEAK_34.3m HF_ANT_00075962 HORIZONTAL : RBW:1000.000kHz VBW:3000.000kHz SWT:Auto</p>
Avg.	<p>Level (dBuV/m) vs Frequency (MHz) plot for Avg Horizontal. The y-axis ranges from 10.0 to 140.0 dBuV/m, and the x-axis ranges from 2310 to 2415 MHz. A red vertical line is at 2412 MHz. The signal level is flat at ~50 dBuV/m until 2400 MHz, then rises to ~110 dBuV/m at 2412 MHz.</p> <p>Site : 03CH07-HY Condition : :AVG_BE_54.3m HF_ANT_00075962 HORIZONTAL : RBW:1000.000kHz VBW:1.000kHz SWT:Auto</p>	<p>Level (dBuV/m) vs Frequency (MHz) plot for Avg Fundamental. The y-axis ranges from 10.0 to 140.0 dBuV/m, and the x-axis ranges from 1000 to 3000 MHz. A red vertical line is at 2412 MHz. A sharp peak is visible at 2412 MHz, reaching ~110 dBuV/m.</p> <p>Site : 03CH07-HY Condition : :AVG_54.3m HF_ANT_00075962 HORIZONTAL : RBW:1000.000kHz VBW:1.000kHz SWT:Auto</p>



WIFI	2.4GHz 2400~2483.5MHz Band Edge @ 3m	
ANT	802.11g CH01 2412MHz	
1+2	Vertical	Fundamental
Peak	 <p>Date: 2023-03-29</p> <p>Site Condition : 03CH07-HY : PEAK_BE_74 3m HF_ANT_00075962 VERTICAL : RBW:1000.000kHz VBW:3000.000kHz SWTA:Auto</p>	 <p>Date: 2023-03-29</p> <p>Site Condition : 03CH07-HY : PEAK_74 3m HF_ANT_00075962 VERTICAL : RBW:1000.000kHz VBW:3000.000kHz SWTA:Auto</p>
Avg.	 <p>Date: 2023-03-29</p> <p>Site Condition : 03CH07-HY : AVG_BE_54 3m HF_ANT_00075962 VERTICAL : RBW:1000.000kHz VBW:3000.000kHz SWTA:Auto</p>	 <p>Date: 2023-03-29</p> <p>Site Condition : 03CH07-HY : AVG_54 3m HF_ANT_00075962 VERTICAL : RBW:1000.000kHz VBW:3000.000kHz SWTA:Auto</p>

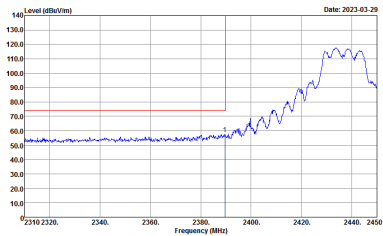
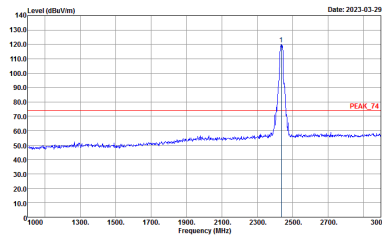
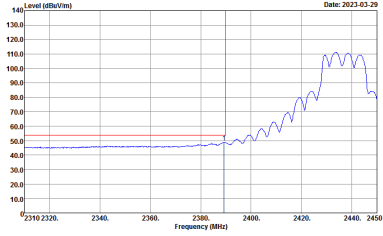
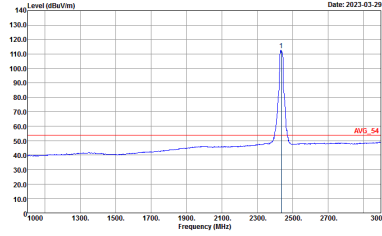


WIFI	2.4GHz 2400~2483.5MHz Band Edge @ 3m	
ANT	802.11g CH02 2417MHz	
1+2	Horizontal	Fundamental
Peak	 <p>Level (dBuV/m) vs Frequency (MHz) plot for Peak Horizontal. The y-axis ranges from 10.0 to 140.0 dBuV/m, and the x-axis ranges from 2310 to 2415 MHz. A red vertical line is at 2417 MHz. A blue line shows the spectrum with a peak at 2417 MHz. A red horizontal line is at approximately 75 dBuV/m.</p> <p>Site : 03CH07-HY Condition : PEAK_BE_74 3m HF_ANT_00075962 HORIZONTAL : RBW:1000.000kHz; VBW:3000.000kHz; SWT:Auto</p>	 <p>Level (dBuV/m) vs Frequency (MHz) plot for Peak Fundamental. The y-axis ranges from 10.0 to 140.0 dBuV/m, and the x-axis ranges from 1000 to 3000 MHz. A red vertical line is at 2417 MHz. A blue line shows the spectrum with a sharp peak at 2417 MHz. A red horizontal line is at approximately 75 dBuV/m, labeled 'PEAK 74'.</p> <p>Site : 03CH07-HY Condition : PEAK_74 3m HF_ANT_00075962 HORIZONTAL : RBW:1000.000kHz; VBW:3000.000kHz; SWT:Auto</p>
Avg.	 <p>Level (dBuV/m) vs Frequency (MHz) plot for Avg Horizontal. The y-axis ranges from 10.0 to 140.0 dBuV/m, and the x-axis ranges from 2310 to 2415 MHz. A red vertical line is at 2417 MHz. A blue line shows the spectrum with a peak at 2417 MHz. A red horizontal line is at approximately 55 dBuV/m.</p> <p>Site : 03CH07-HY Condition : AVG_BE_54 3m HF_ANT_00075962 HORIZONTAL : RBW:1000.000kHz; VBW:3.000kHz; SWT:Auto</p>	 <p>Level (dBuV/m) vs Frequency (MHz) plot for Avg Fundamental. The y-axis ranges from 10.0 to 140.0 dBuV/m, and the x-axis ranges from 1000 to 3000 MHz. A red vertical line is at 2417 MHz. A blue line shows the spectrum with a sharp peak at 2417 MHz. A red horizontal line is at approximately 55 dBuV/m, labeled 'AVG 54'.</p> <p>Site : 03CH07-HY Condition : AVG_54 3m HF_ANT_00075962 HORIZONTAL : RBW:1000.000kHz; VBW:3.000kHz; SWT:Auto</p>



WIFI	2.4GHz 2400~2483.5MHz Band Edge @ 3m	
ANT	802.11g CH02 2417MHz	
1+2	Vertical	Fundamental
Peak	<p>Date: 2023-04-27</p> <p>Site Condition : 03CH07-HY : PEAK_BE_74 3m HF_ANT_00075962 VERTICAL : RBW:1000.000kHz VBW:3000.000kHz SWTAuto</p>	<p>Date: 2023-04-27</p> <p>Site Condition : 03CH07-HY : PEAK_74 3m HF_ANT_00075962 VERTICAL : RBW:1000.000kHz VBW:3000.000kHz SWTAuto</p>
Avg.	<p>Date: 2023-04-27</p> <p>Site Condition : 03CH07-HY : AVG_BE_54 3m HF_ANT_00075962 VERTICAL : RBW:1000.000kHz VBW:3.000kHz SWTAuto</p>	<p>Date: 2023-04-27</p> <p>Site Condition : 03CH07-HY : AVG_54 3m HF_ANT_00075962 VERTICAL : RBW:1000.000kHz VBW:3.000kHz SWTAuto</p>



WIFI	2.4GHz 2400~2483.5MHz Band Edge @ 3m	
ANT	802.11g CH06 2437MHz - L	
1+2	Horizontal	Fundamental
Peak	 <p>Site : 03CH07-HY Condition : :PEAK_BE_74 3m HF_ANT_00075962 HORIZONTAL :RBW:1000.000kHz;VBW:3000.000kHz;SWT:Auto</p>	 <p>Site : 03CH07-HY Condition : :PEAK_74 3m HF_ANT_00075962 HORIZONTAL :RBW:1000.000kHz;VBW:3000.000kHz;SWT:Auto</p>
Avg.	 <p>Site : 03CH07-HY Condition : :AVG_BE_54 3m HF_ANT_00075962 HORIZONTAL :RBW:1000.000kHz;VBW:1.000kHz;SWT:Auto</p>	 <p>Site : 03CH07-HY Condition : :AVG_54 3m HF_ANT_00075962 HORIZONTAL :RBW:1000.000kHz;VBW:1.000kHz;SWT:Auto</p>

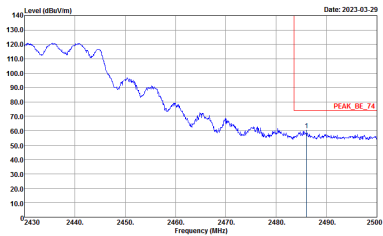
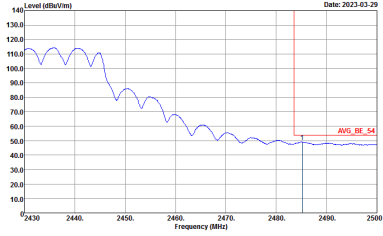


WIFI	2.4GHz 2400~2483.5MHz Band Edge @ 3m	
ANT	802.11g CH06 2437MHz - R	
1+2	Horizontal	Fundamental
Peak	<p>Site : 03CH07-HY Condition : :PEAK_BE_74 3m HF_ANT_00075962 HORIZONTAL :RBW:1000.000kHz VBW:3000.000kHz SWF:Auto</p>	Left blank
Avg.	<p>Site : 03CH07-HY Condition : :AVG_BE_54 3m HF_ANT_00075962 HORIZONTAL :RBW:1000.000kHz VBW:3.000kHz SWF:Auto</p>	Left blank

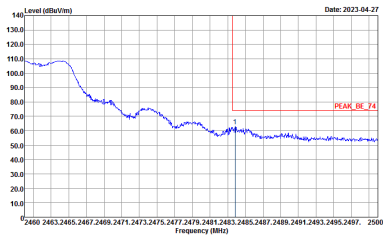
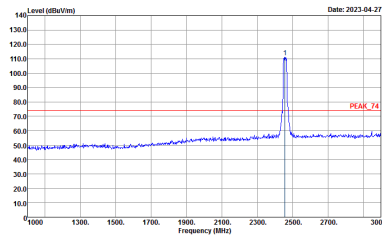
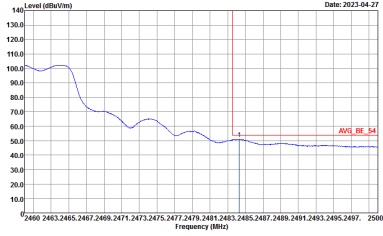
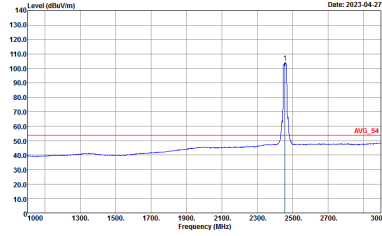


WIFI	2.4GHz 2400~2483.5MHz Band Edge @ 3m	
ANT	802.11g CH06 2437MHz - L	
1+2	Vertical	Fundamental
Peak	<p>Level (dBuV/m) vs Frequency (MHz) plot for Vertical Peak. The plot shows a rising signal level from approximately 50 dBuV/m at 2380 MHz to about 110 dBuV/m at 2440 MHz. A red vertical line is drawn at 2437 MHz. The date is 2023-03-29.</p> <p>Site : 03CH07-HY Condition : :PEAK_BE_74 3m HF_ANT_00075962 VERTICAL :RBW:1000.000kHz;VBW:3000.000kHz;SWT:Auto</p>	<p>Level (dBuV/m) vs Frequency (MHz) plot for Fundamental Peak. The plot shows a sharp peak at 2437 MHz with a level of approximately 125 dBuV/m. A red horizontal line is drawn at 74 dBuV/m. The date is 2023-03-29.</p> <p>Site : 03CH07-HY Condition : :PEAK_74 3m HF_ANT_00075962 VERTICAL :RBW:1000.000kHz;VBW:3000.000kHz;SWT:Auto</p>
Avg.	<p>Level (dBuV/m) vs Frequency (MHz) plot for Vertical Avg. The plot shows a rising signal level from approximately 50 dBuV/m at 2380 MHz to about 110 dBuV/m at 2440 MHz. A red vertical line is drawn at 2437 MHz. The date is 2023-03-29.</p> <p>Site : 03CH07-HY Condition : :AVG_BE_54 3m HF_ANT_00075962 VERTICAL :RBW:1000.000kHz;VBW:1.000kHz;SWT:Auto</p>	<p>Level (dBuV/m) vs Frequency (MHz) plot for Fundamental Avg. The plot shows a sharp peak at 2437 MHz with a level of approximately 125 dBuV/m. A red horizontal line is drawn at 54 dBuV/m. The date is 2023-03-29.</p> <p>Site : 03CH07-HY Condition : :AVG_54 3m HF_ANT_00075962 VERTICAL :RBW:1000.000kHz;VBW:1.000kHz;SWT:Auto</p>

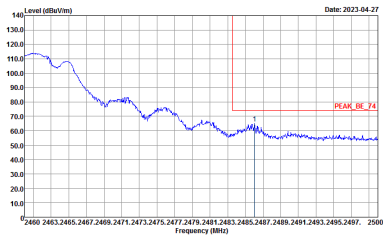
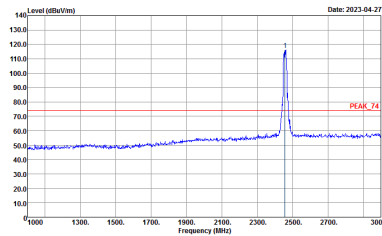
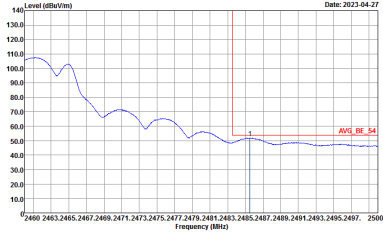
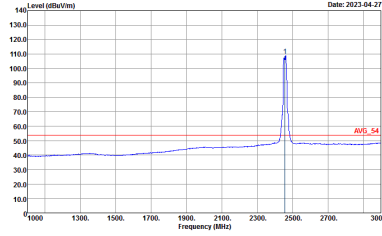


WIFI	2.4GHz 2400~2483.5MHz Band Edge @ 3m	
ANT	802.11g CH06 2437MHz - R	
1+2	Vertical	Fundamental
<p>Peak</p>	 <p>Date: 2023-03-29</p> <p>Site : 03CH07-HY Condition : PEAK_BE_74 3m HF_ANT_00075962 VERTICAL : RBW:1000.000kHz VBW:3000.000kHz SWT:Auto</p>	<p>Left Blank</p>
<p>Avg.</p>	 <p>Date: 2023-03-29</p> <p>Site : 03CH07-HY Condition : AVG_BE_54 3m HF_ANT_00075962 VERTICAL : RBW:1000.000kHz VBW:3.000kHz SWT:Auto</p>	<p>Left Blank</p>

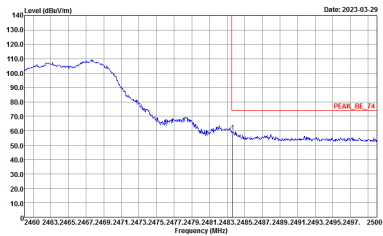
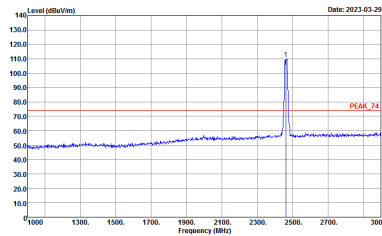
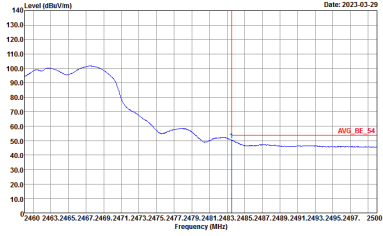
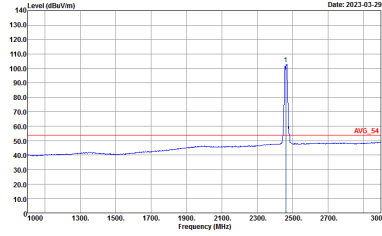


WIFI	2.4GHz 2400~2483.5MHz Band Edge @ 3m	
ANT	802.11g CH10 2457MHz	
1+2	Horizontal	Fundamental
Peak	 <p>Level (dBuV/m) vs Frequency (MHz) plot for Horizontal Peak. The y-axis ranges from 10.0 to 140.0 dBuV/m, and the x-axis ranges from 2460 to 2500 MHz. A red vertical line marks the peak at approximately 2457 MHz, with a red horizontal line indicating the peak level at approximately 75 dBuV/m. The plot shows a noisy signal with a clear peak at the specified frequency.</p> <p>Site : 03CH07-HY Condition : PEAK_BE_74 3m HF_ANT_00075962 HORIZONTAL : RBW:1000.000kHz; VBW:3000.000kHz; SWT:Auto</p>	 <p>Level (dBuV/m) vs Frequency (MHz) plot for Fundamental Peak. The y-axis ranges from 10.0 to 140.0 dBuV/m, and the x-axis ranges from 1000 to 3000 MHz. A red vertical line marks the peak at approximately 2457 MHz, with a red horizontal line indicating the peak level at approximately 75 dBuV/m. The plot shows a very sharp and narrow peak at the specified frequency.</p> <p>Site : 03CH07-HY Condition : PEAK_74 3m HF_ANT_00075962 HORIZONTAL : RBW:1000.000kHz; VBW:3000.000kHz; SWT:Auto</p>
Avg.	 <p>Level (dBuV/m) vs Frequency (MHz) plot for Horizontal Average. The y-axis ranges from 10.0 to 140.0 dBuV/m, and the x-axis ranges from 2460 to 2500 MHz. A red vertical line marks the average level at approximately 2457 MHz, with a red horizontal line indicating the average level at approximately 54 dBuV/m. The plot shows a noisy signal with a clear average level at the specified frequency.</p> <p>Site : 03CH07-HY Condition : AVG_BE_54 3m HF_ANT_00075962 HORIZONTAL : RBW:1000.000kHz; VBW:3.000kHz; SWT:Auto</p>	 <p>Level (dBuV/m) vs Frequency (MHz) plot for Fundamental Average. The y-axis ranges from 10.0 to 140.0 dBuV/m, and the x-axis ranges from 1000 to 3000 MHz. A red vertical line marks the average level at approximately 2457 MHz, with a red horizontal line indicating the average level at approximately 54 dBuV/m. The plot shows a very sharp and narrow peak at the specified frequency.</p> <p>Site : 03CH07-HY Condition : AVG_54 3m HF_ANT_00075962 HORIZONTAL : RBW:1000.000kHz; VBW:3.000kHz; SWT:Auto</p>

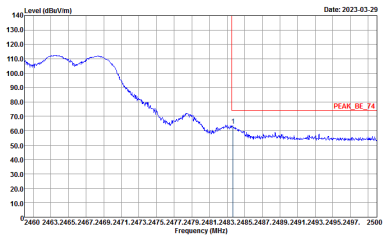
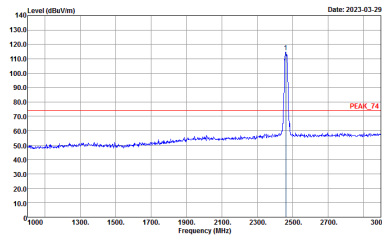
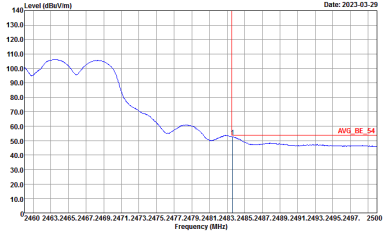
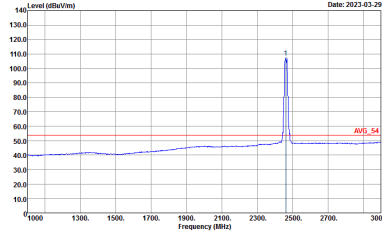


WIFI	2.4GHz 2400~2483.5MHz Band Edge @ 3m	
ANT	802.11g CH10 2457MHz	
1+2	Vertical	Fundamental
Peak	 <p>Date: 2023-04-27</p> <p>Site Condition : 03CH07-HY : PEAK_BE_74 3m HF_ANT_00075962 VERTICAL : RBW:1000.000kHz; VBW:3000.000kHz; SWT:Auto</p>	 <p>Date: 2023-04-27</p> <p>Site Condition : 03CH07-HY : PEAK_74 3m HF_ANT_00075962 VERTICAL : RBW:1000.000kHz; VBW:3000.000kHz; SWT:Auto</p>
Avg.	 <p>Date: 2023-04-27</p> <p>Site Condition : 03CH07-HY : AVG_BE_54 3m HF_ANT_00075962 VERTICAL : RBW:1000.000kHz; VBW:3.000kHz; SWT:Auto</p>	 <p>Date: 2023-04-27</p> <p>Site Condition : 03CH07-HY : AVG_54 3m HF_ANT_00075962 VERTICAL : RBW:1000.000kHz; VBW:3.000kHz; SWT:Auto</p>



WIFI	2.4GHz 2400~2483.5MHz Band Edge @ 3m	
ANT	802.11g CH11 2462MHz	
1+2	Horizontal	Fundamental
Peak	 <p>Level (dBuV/m) vs Frequency (MHz) plot showing a peak at 2462 MHz. The y-axis ranges from 10.0 to 140.0 dBuV/m, and the x-axis ranges from 2460 to 2500 MHz. A red vertical line marks the peak at 2462 MHz, labeled 'PEAK_BE_74'. The plot shows a signal level that decreases from approximately 100 dBuV/m at 2460 MHz to about 50 dBuV/m at 2462 MHz, then remains relatively flat.</p> <p>Site : 03CH07-HY Condition : :PEAK_BE_74 3m HF_ANT_00075962 HORIZONTAL :RBW:1000.000kHz;VBW:3000.000kHz;SWT:Auto</p>	 <p>Level (dBuV/m) vs Frequency (MHz) plot showing a sharp peak at 2462 MHz. The y-axis ranges from 10.0 to 140.0 dBuV/m, and the x-axis ranges from 1000 to 3000 MHz. A red vertical line marks the peak at 2462 MHz, labeled 'PEAK_74'. The plot shows a very narrow peak at 2462 MHz with a level of approximately 110 dBuV/m.</p> <p>Site : 03CH07-HY Condition : :PEAK_74 3m HF_ANT_00075962 HORIZONTAL :RBW:1000.000kHz;VBW:3000.000kHz;SWT:Auto</p>
Avg.	 <p>Level (dBuV/m) vs Frequency (MHz) plot showing the average signal level. The y-axis ranges from 10.0 to 140.0 dBuV/m, and the x-axis ranges from 2460 to 2500 MHz. A red vertical line marks the average level at 2462 MHz, labeled 'AVG_BE_54'. The plot shows a signal level that decreases from approximately 100 dBuV/m at 2460 MHz to about 50 dBuV/m at 2462 MHz, then remains relatively flat.</p> <p>Site : 03CH07-HY Condition : :AVG_BE_54 3m HF_ANT_00075962 HORIZONTAL :RBW:1000.000kHz;VBW:1.000kHz;SWT:Auto</p>	 <p>Level (dBuV/m) vs Frequency (MHz) plot showing the average signal level. The y-axis ranges from 10.0 to 140.0 dBuV/m, and the x-axis ranges from 1000 to 3000 MHz. A red vertical line marks the average level at 2462 MHz, labeled 'AVG_54'. The plot shows a very narrow peak at 2462 MHz with an average level of approximately 50 dBuV/m.</p> <p>Site : 03CH07-HY Condition : :AVG_54 3m HF_ANT_00075962 HORIZONTAL :RBW:1000.000kHz;VBW:1.000kHz;SWT:Auto</p>

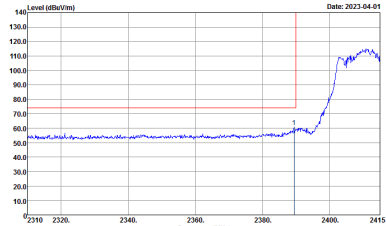
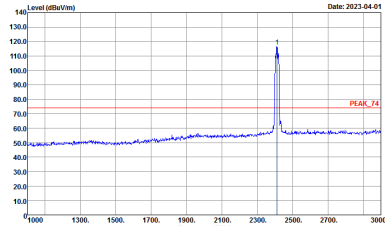
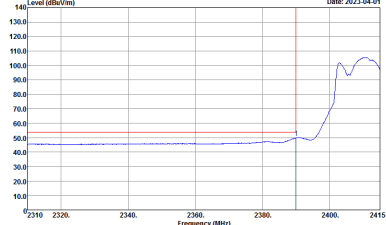
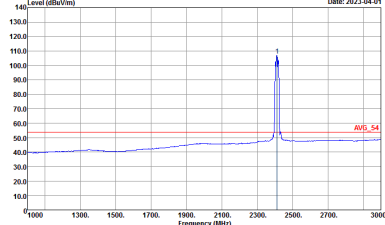


WIFI	2.4GHz 2400~2483.5MHz Band Edge @ 3m	
ANT	802.11g CH11 2462MHz	
1+2	Vertical	Fundamental
Peak	 <p>Date: 2023-03-29</p> <p>Site Condition : 03CH07-HY : PEAK_BE_74 3m HF_ANT_00075962 VERTICAL : RBW:1000.000kHz VBW:3000.000kHz SWTA:Auto</p>	 <p>Date: 2023-03-29</p> <p>Site Condition : 03CH07-HY : PEAK_74 3m HF_ANT_00075962 VERTICAL : RBW:1000.000kHz VBW:3000.000kHz SWTA:Auto</p>
Avg.	 <p>Date: 2023-03-29</p> <p>Site Condition : 03CH07-HY : AVG_BE_54 3m HF_ANT_00075962 VERTICAL : RBW:1000.000kHz VBW:1.000kHz SWTA:Auto</p>	 <p>Date: 2023-03-29</p> <p>Site Condition : 03CH07-HY : AVG_54 3m HF_ANT_00075962 VERTICAL : RBW:1000.000kHz VBW:1.000kHz SWTA:Auto</p>



2.4GHz 2400~2483.5MHz

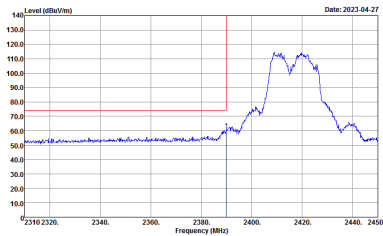
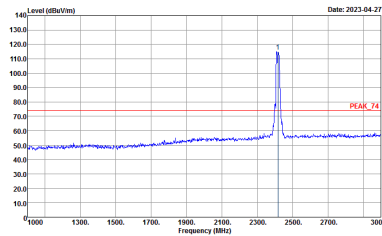
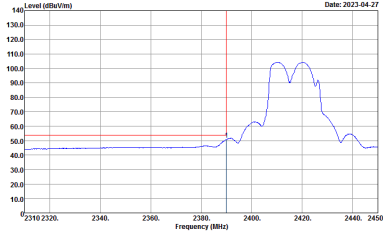
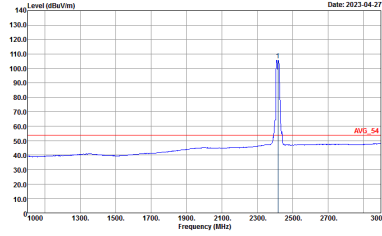
WIFI 802.11ax HE20 Full (Band Edge @ 3m)

WIFI	2.4GHz 2400~2483.5MHz Band Edge @ 3m	
ANT	802.11ax HE20 Full CH01 2412MHz	
1+2	Horizontal	Fundamental
Peak	 <p>Level (dBuV/m) vs Frequency (MHz) plot for Horizontal. The y-axis ranges from 10.0 to 140.0 dBuV/m, and the x-axis ranges from 2310 to 2415 MHz. A red horizontal line is drawn at approximately 75 dBuV/m. The signal level is flat at this level until about 2390 MHz, then rises sharply to about 110 dBuV/m at 2412 MHz.</p> <p>Site Condition : 03CH07-HY : PEAK_BE_24.3m HF_ANT_00075962 HORIZONTAL : RBW:1000.000kHz VBW:3000.000kHz SWT:Auto</p>	 <p>Level (dBuV/m) vs Frequency (MHz) plot for Fundamental. The y-axis ranges from 10.0 to 140.0 dBuV/m, and the x-axis ranges from 1000 to 3000 MHz. A red horizontal line is drawn at approximately 75 dBuV/m. A sharp peak is visible at 2412 MHz, reaching about 110 dBuV/m. The peak is labeled 'PEAK_F4'.</p> <p>Site Condition : 03CH07-HY : PEAK_24.3m HF_ANT_00075962 HORIZONTAL : RBW:1000.000kHz VBW:3000.000kHz SWT:Auto</p>
Avg.	 <p>Level (dBuV/m) vs Frequency (MHz) plot for Horizontal (Average). The y-axis ranges from 10.0 to 140.0 dBuV/m, and the x-axis ranges from 2310 to 2415 MHz. A red horizontal line is drawn at approximately 50 dBuV/m. The signal level is flat at this level until about 2390 MHz, then rises to about 100 dBuV/m at 2412 MHz.</p> <p>Site Condition : 03CH07-HY : AVG_BE_24.3m HF_ANT_00075962 HORIZONTAL : RBW:1000.000kHz VBW:3.000kHz SWT:Auto</p>	 <p>Level (dBuV/m) vs Frequency (MHz) plot for Fundamental (Average). The y-axis ranges from 10.0 to 140.0 dBuV/m, and the x-axis ranges from 1000 to 3000 MHz. A red horizontal line is drawn at approximately 50 dBuV/m. A peak is visible at 2412 MHz, reaching about 100 dBuV/m. The peak is labeled 'AVG_F4'.</p> <p>Site Condition : 03CH07-HY : AVG_24.3m HF_ANT_00075962 HORIZONTAL : RBW:1000.000kHz VBW:3.000kHz SWT:Auto</p>

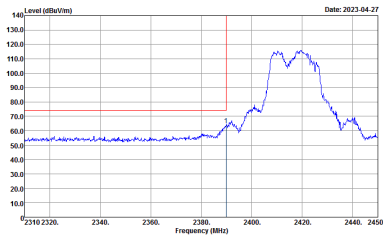
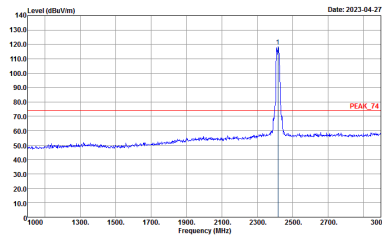
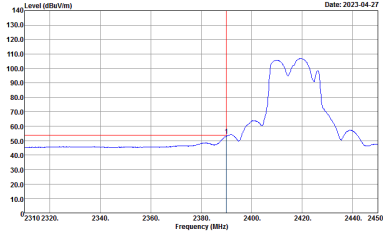
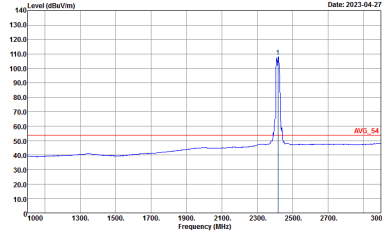


WIFI	2.4GHz 2400~2483.5MHz Band Edge @ 3m	
ANT	802.11ax HE20 Full CH01 2412MHz	
1+2	Vertical	Fundamental
Peak	<p>Date: 2023-04-01</p> <p>Site Condition : 03CH07-HY : PEAK_BE_74 3m HF_ANT_00075962 VERTICAL : RBW:1000.000kHz VBW:3000.000kHz SWTA:Auto</p>	<p>Date: 2023-04-01</p> <p>Site Condition : 03CH07-HY : PEAK_74 3m HF_ANT_00075962 VERTICAL : RBW:1000.000kHz VBW:3000.000kHz SWTA:Auto</p>
Avg.	<p>Date: 2023-04-01</p> <p>Site Condition : 03CH07-HY : AVG_BE_54 3m HF_ANT_00075962 VERTICAL : RBW:1000.000kHz VBW:3000.000kHz SWTA:Auto</p>	<p>Date: 2023-04-01</p> <p>Site Condition : 03CH07-HY : AVG_54 3m HF_ANT_00075962 VERTICAL : RBW:1000.000kHz VBW:3000.000kHz SWTA:Auto</p>

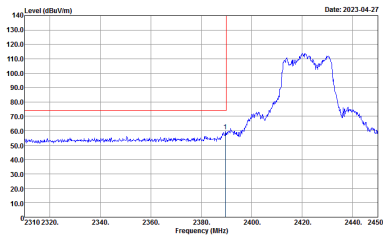
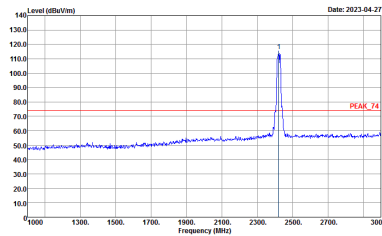
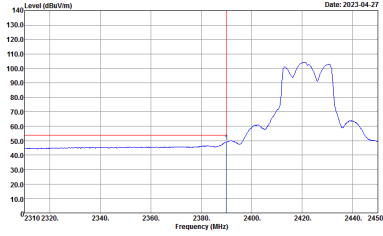
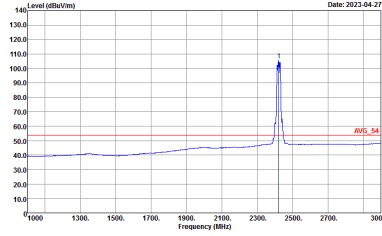


WIFI	2.4GHz 2400~2483.5MHz Band Edge @ 3m	
ANT	802.11ax HE20 Full CH02 2417MHz	
1+2	Horizontal	Fundamental
Peak	 <p>Date: 2023-04-27</p> <p>Site Condition : 03CH07-HY : PEAK_BE_74 3m HF_ANT_00075962 HORIZONTAL : RBW:1000.000kHz; VBW:3000.000kHz; SWT:Auto</p>	 <p>Date: 2023-04-27</p> <p>Site Condition : 03CH07-HY : PEAK_74 3m HF_ANT_00075962 HORIZONTAL : RBW:1000.000kHz; VBW:3000.000kHz; SWT:Auto</p>
Avg.	 <p>Date: 2023-04-27</p> <p>Site Condition : 03CH07-HY : AVG_BE_54 3m HF_ANT_00075962 HORIZONTAL : RBW:1000.000kHz; VBW:3.000kHz; SWT:Auto</p>	 <p>Date: 2023-04-27</p> <p>Site Condition : 03CH07-HY : AVG_54 3m HF_ANT_00075962 HORIZONTAL : RBW:1000.000kHz; VBW:3.000kHz; SWT:Auto</p>



WIFI	2.4GHz 2400~2483.5MHz Band Edge @ 3m	
ANT	802.11ax HE20 Full CH02 2417MHz	
1+2	Vertical	Fundamental
Peak	 <p>Level (dBuV/m) vs Frequency (MHz) plot showing a peak at approximately 2417 MHz. The y-axis ranges from 10.0 to 140.0 dBuV/m, and the x-axis ranges from 2310 to 2450 MHz. A red vertical line marks the peak frequency. The plot title is 'Date: 2023-04-27'.</p> <p>Site Condition : 03CH07-HY : PEAK_BE_74 3m HF_ANT_00075962 VERTICAL : RBW:1000.000kHz; VBW:3000.000kHz; SWT:Auto</p>	 <p>Level (dBuV/m) vs Frequency (MHz) plot showing a sharp peak at approximately 2417 MHz. The y-axis ranges from 10.0 to 140.0 dBuV/m, and the x-axis ranges from 1000 to 3000 MHz. A red horizontal line indicates the peak level, labeled 'PEAK_74'. The plot title is 'Date: 2023-04-27'.</p> <p>Site Condition : 03CH07-HY : PEAK_74 3m HF_ANT_00075962 VERTICAL : RBW:1000.000kHz; VBW:3000.000kHz; SWT:Auto</p>
Avg.	 <p>Level (dBuV/m) vs Frequency (MHz) plot showing the average signal for the vertical polarization. The y-axis ranges from 10.0 to 140.0 dBuV/m, and the x-axis ranges from 2310 to 2450 MHz. A red vertical line marks the peak frequency. The plot title is 'Date: 2023-04-27'.</p> <p>Site Condition : 03CH07-HY : AVG_BE_54 3m HF_ANT_00075962 VERTICAL : RBW:1000.000kHz; VBW:3.000kHz; SWT:Auto</p>	 <p>Level (dBuV/m) vs Frequency (MHz) plot showing the average signal for the fundamental component. The y-axis ranges from 10.0 to 140.0 dBuV/m, and the x-axis ranges from 1000 to 3000 MHz. A red horizontal line indicates the average level, labeled 'AVG_54'. The plot title is 'Date: 2023-04-27'.</p> <p>Site Condition : 03CH07-HY : AVG_54 3m HF_ANT_00075962 VERTICAL : RBW:1000.000kHz; VBW:3.000kHz; SWT:Auto</p>

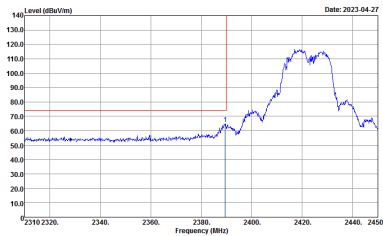
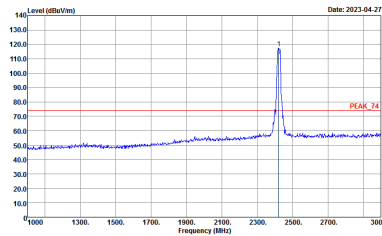
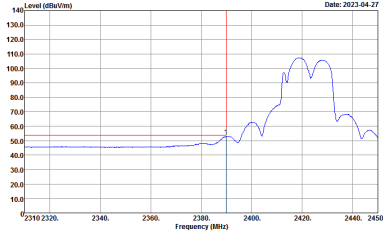
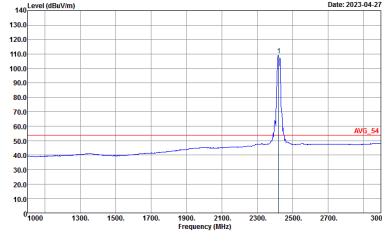


WIFI	2.4GHz 2400~2483.5MHz Band Edge @ 3m	
ANT	802.11ax HE20 Full CH03 2422MHz - L	
1+2	Horizontal	Fundamental
Peak	 <p>Level (dBuV/m) vs Frequency (MHz) plot showing a peak at approximately 2422 MHz. The y-axis ranges from 10.0 to 140.0 dBuV/m, and the x-axis ranges from 2310 to 2450 MHz. A red vertical line marks the peak frequency.</p> <p>Date: 2023-04-27</p> <p>Site Condition : 03CH07-HY : PEAK_BE_74 3m HF_ANT_00075962 HORIZONTAL : RBW:1000.000kHz; VBW:3000.000kHz; SWT:Auto</p>	 <p>Level (dBuV/m) vs Frequency (MHz) plot showing a sharp peak at approximately 2422 MHz. The y-axis ranges from 10.0 to 140.0 dBuV/m, and the x-axis ranges from 1000 to 3000 MHz. A red horizontal line indicates the peak level, labeled 'PEAK_74'.</p> <p>Date: 2023-04-27</p> <p>Site Condition : 03CH07-HY : PEAK_74 3m HF_ANT_00075962 HORIZONTAL : RBW:1000.000kHz; VBW:3000.000kHz; SWT:Auto</p>
Avg.	 <p>Level (dBuV/m) vs Frequency (MHz) plot showing the average spectrum. The y-axis ranges from 10.0 to 140.0 dBuV/m, and the x-axis ranges from 2310 to 2450 MHz. A red vertical line marks the peak frequency.</p> <p>Date: 2023-04-27</p> <p>Site Condition : 03CH07-HY : AVG_BE_54 3m HF_ANT_00075962 HORIZONTAL : RBW:1000.000kHz; VBW:3.000kHz; SWT:Auto</p>	 <p>Level (dBuV/m) vs Frequency (MHz) plot showing the average spectrum. The y-axis ranges from 10.0 to 140.0 dBuV/m, and the x-axis ranges from 1000 to 3000 MHz. A red horizontal line indicates the average level, labeled 'AVG_54'.</p> <p>Date: 2023-04-27</p> <p>Site Condition : 03CH07-HY : AVG_54 3m HF_ANT_00075962 HORIZONTAL : RBW:1000.000kHz; VBW:3.000kHz; SWT:Auto</p>



WIFI	2.4GHz 2400~2483.5MHz Band Edge @ 3m	
ANT	802.11ax HE20 Full CH03 2422MHz - R	
1+2	Horizontal	Fundamental
<p>Peak</p>	<p>Site : 03CH07-HY Condition : PEAK_BE_74 3m HF_ANT_00075962 HORIZONTAL : RBW:1000.000kHz VBW:3000.000kHz SWT:Auto</p>	<p>Left blank</p>
<p>Avg.</p>	<p>Site : 03CH07-HY Condition : AVG_BE_54 3m HF_ANT_00075962 HORIZONTAL : RBW:1000.000kHz VBW:3.000kHz SWT:Auto</p>	<p>Left blank</p>

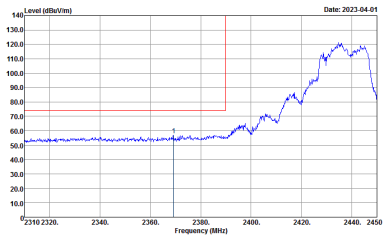
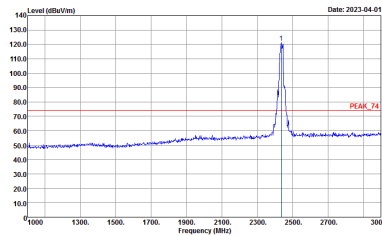
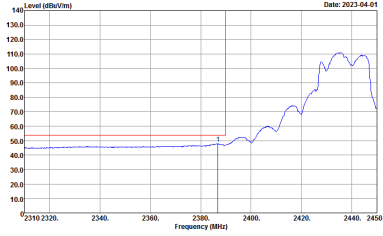
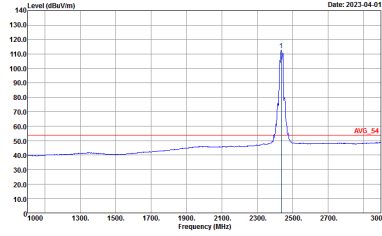


WIFI	2.4GHz 2400~2483.5MHz Band Edge @ 3m	
ANT	802.11ax HE20 Full CH03 2422MHz - L	
1+2	Vertical	Fundamental
Peak	 <p>Level (dBV/m) vs Frequency (MHz) plot showing a peak at approximately 2422 MHz. The y-axis ranges from 10.0 to 140.0 dBV/m, and the x-axis ranges from 2310 to 2450 MHz. A red vertical line marks the peak frequency. The plot shows a broad signal between 2400 and 2450 MHz.</p> <p>Date: 2023-04-27</p> <p>Site Condition : 03CH07-HY : PEAK_BE_74 3m HF_ANT_00075962 VERTICAL : RBW:1000.000kHz VBW:3000.000kHz SWT:Auto</p>	 <p>Level (dBV/m) vs Frequency (MHz) plot showing a sharp peak at approximately 2422 MHz. The y-axis ranges from 10.0 to 140.0 dBV/m, and the x-axis ranges from 1000 to 3000 MHz. A red horizontal line indicates the peak level at approximately 74 dBV/m. The plot shows a very narrow signal centered at 2422 MHz.</p> <p>Date: 2023-04-27</p> <p>Site Condition : 03CH07-HY : PEAK_74 3m HF_ANT_00075962 VERTICAL : RBW:1000.000kHz VBW:3000.000kHz SWT:Auto</p>
Avg.	 <p>Level (dBV/m) vs Frequency (MHz) plot showing the average signal between 2400 and 2450 MHz. The y-axis ranges from 10.0 to 140.0 dBV/m, and the x-axis ranges from 2310 to 2450 MHz. A red vertical line marks the peak frequency. The plot shows a broad signal between 2400 and 2450 MHz.</p> <p>Date: 2023-04-27</p> <p>Site Condition : 03CH07-HY : AVG_BE_54 3m HF_ANT_00075962 VERTICAL : RBW:1000.000kHz VBW:3.000kHz SWT:Auto</p>	 <p>Level (dBV/m) vs Frequency (MHz) plot showing the average signal at approximately 2422 MHz. The y-axis ranges from 10.0 to 140.0 dBV/m, and the x-axis ranges from 1000 to 3000 MHz. A red horizontal line indicates the average level at approximately 54 dBV/m. The plot shows a very narrow signal centered at 2422 MHz.</p> <p>Date: 2023-04-27</p> <p>Site Condition : 03CH07-HY : AVG_54 3m HF_ANT_00075962 VERTICAL : RBW:1000.000kHz VBW:0.300kHz SWT:Auto</p>

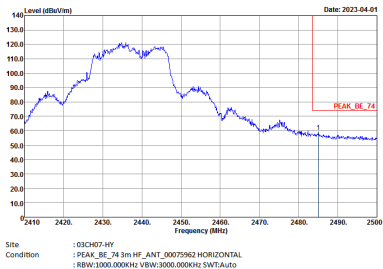
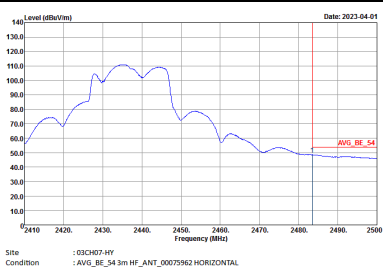


WIFI	2.4GHz 2400~2483.5MHz Band Edge @ 3m	
ANT	802.11ax HE20 Full CH03 2422MHz - R	
1+2	Vertical	Fundamental
Peak	<p>Site : 03CH07-HY Condition : PEAK_BE_74 3m HF_ANT_00075962 VERTICAL : RBW:1000.000kHz VBW:3000.000kHz SWF:Auto</p>	Left blank
Avg.	<p>Site : 03CH07-HY Condition : AVG_BE_54 3m HF_ANT_00075962 VERTICAL : RBW:1000.000kHz VBW:3000.000kHz SWF:Auto</p>	Left blank



WIFI	2.4GHz 2400~2483.5MHz Band Edge @ 3m	
ANT	802.11ax HE20 Full CH06 2437MHz - L	
1+2	Horizontal	Fundamental
Peak	 <p>Site : 03CH07-HY Condition : :PEAK_BE_74 3m HF_ANT_00075962 HORIZONTAL :RBW:1000.000kHz;VBW:3000.000kHz;SWT:Auto</p>	 <p>Site : 03CH07-HY Condition : :PEAK_74 3m HF_ANT_00075962 HORIZONTAL :RBW:1000.000kHz;VBW:3000.000kHz;SWT:Auto</p>
Avg.	 <p>Site : 03CH07-HY Condition : :AVG_BE_54 3m HF_ANT_00075962 HORIZONTAL :RBW:1000.000kHz;VBW:0.300kHz;SWT:Auto</p>	 <p>Site : 03CH07-HY Condition : :AVG_54 3m HF_ANT_00075962 HORIZONTAL :RBW:1000.000kHz;VBW:0.300kHz;SWT:Auto</p>


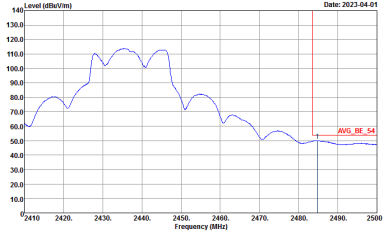


WIFI	2.4GHz 2400~2483.5MHz Band Edge @ 3m	
ANT	802.11ax HE20 Full CH06 2437MHz - R	
1+2	Horizontal	Fundamental
Peak	 <p>Site : 03CH07-HY Condition : PEAK_BE_74 3m HF_ANT_00075962 HORIZONTAL : RBW:1000.000kHz VBW:3000.000kHz SWT:Auto</p>	Left blank
Avg.	 <p>Site : 03CH07-HY Condition : AVG_BE_54 3m HF_ANT_00075962 HORIZONTAL : RBW:1000.000kHz VBW:3000.000kHz SWT:Auto</p>	Left blank

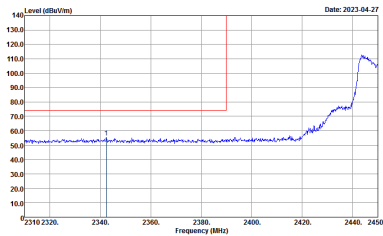
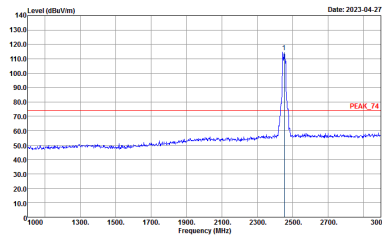
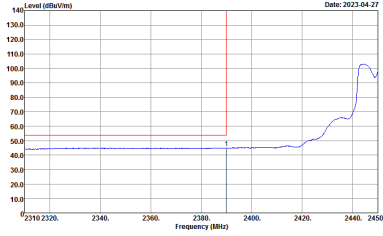
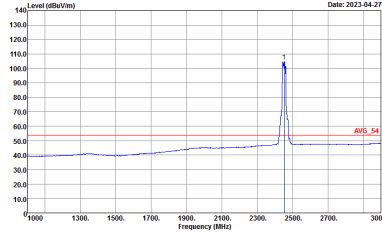


WIFI	2.4GHz 2400~2483.5MHz Band Edge @ 3m	
ANT	802.11ax HE20 Full CH06 2437MHz - L	
1+2	Vertical	Fundamental
Peak	<p>Level (dBuV/m) vs Frequency (MHz) plot for Vertical Peak. The plot shows a rising signal level from approximately 50 dBuV/m at 2380 MHz to over 120 dBuV/m at 2440 MHz. A red vertical line is at 2380 MHz. Date: 2023-04-01</p> <p>Site : 03CH07-HY Condition : :PEAK_BE_74 3m HF_ANT_00075962 VERTICAL :RBW:1000.000kHz;VBW:3000.000kHz;SWT:Auto</p>	<p>Level (dBuV/m) vs Frequency (MHz) plot for Fundamental Peak. The plot shows a sharp peak at approximately 2437 MHz with a level of about 125 dBuV/m. A red horizontal line is at 75 dBuV/m. Date: 2023-04-01</p> <p>Site : 03CH07-HY Condition : :PEAK_74 3m HF_ANT_00075962 VERTICAL :RBW:1000.000kHz;VBW:3000.000kHz;SWT:Auto</p>
	Avg.	<p>Level (dBuV/m) vs Frequency (MHz) plot for Vertical Avg. The plot shows a rising signal level from approximately 50 dBuV/m at 2380 MHz to over 120 dBuV/m at 2440 MHz. A red vertical line is at 2380 MHz. Date: 2023-04-01</p> <p>Site : 03CH07-HY Condition : :AVG_BE_54 3m HF_ANT_00075962 VERTICAL :RBW:1000.000kHz;VBW:3000.000kHz;SWT:Auto</p>

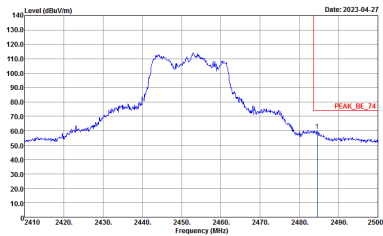
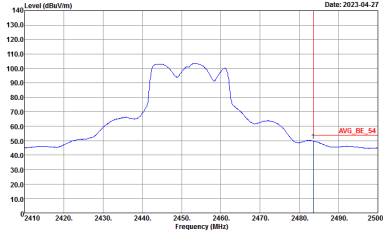


WIFI	2.4GHz 2400~2483.5MHz Band Edge @ 3m	
ANT	802.11ax HE20 Full CH06 2437MHz - R	
1+2	Vertical	Fundamental
<p>Peak</p>	 <p>Date: 2023-04-01</p> <p>Site : 03CH07-HY Condition : PEAK_BE_74 3m HF_ANT_00075962 VERTICAL : RBW:1000.000kHz VBW:3000.000kHz SWT:Auto</p>	<p>Left blank</p>
<p>Avg.</p>	 <p>Date: 2023-04-01</p> <p>Site : 03CH07-HY Condition : AVG_BE_54 3m HF_ANT_00075962 VERTICAL : RBW:1000.000kHz VBW:3000.000kHz SWT:Auto</p>	<p>Left blank</p>



WIFI	2.4GHz 2400~2483.5MHz Band Edge @ 3m	
ANT	802.11ax HE20 Full CH09 2452MHz - L	
1+2	Horizontal	Fundamental
Peak	 <p>Level (dBuV/m) vs Frequency (MHz) plot for Horizontal Peak. The y-axis ranges from 10.0 to 140.0 dBuV/m, and the x-axis ranges from 2310 to 2450 MHz. A red line indicates a peak level of approximately 115 dBuV/m at 2452 MHz. The plot shows a relatively flat baseline around 50 dBuV/m with a sharp rise at the band edge.</p> <p>Site : 03CH07-HY Condition : : PEAK_BE_74 3m HF_ANT_00075962 HORIZONTAL : RBW:1000.000kHz; VBW:3000.000kHz; SWT:Auto</p>	 <p>Level (dBuV/m) vs Frequency (MHz) plot for Fundamental Peak. The y-axis ranges from 10.0 to 140.0 dBuV/m, and the x-axis ranges from 1000 to 3000 MHz. A red line indicates a peak level of approximately 115 dBuV/m at 2452 MHz. The plot shows a sharp peak at the target frequency with a baseline around 50 dBuV/m.</p> <p>Site : 03CH07-HY Condition : : PEAK_74 3m HF_ANT_00075962 HORIZONTAL : RBW:1000.000kHz; VBW:3000.000kHz; SWT:Auto</p>
Avg.	 <p>Level (dBuV/m) vs Frequency (MHz) plot for Horizontal Average. The y-axis ranges from 10.0 to 140.0 dBuV/m, and the x-axis ranges from 2310 to 2450 MHz. A red line indicates an average level of approximately 50 dBuV/m. The plot shows a relatively flat baseline around 50 dBuV/m with a sharp rise at the band edge.</p> <p>Site : 03CH07-HY Condition : : AVG_BE_54 3m HF_ANT_00075962 HORIZONTAL : RBW:1000.000kHz; VBW:3.000kHz; SWT:Auto</p>	 <p>Level (dBuV/m) vs Frequency (MHz) plot for Fundamental Average. The y-axis ranges from 10.0 to 140.0 dBuV/m, and the x-axis ranges from 1000 to 3000 MHz. A red line indicates an average level of approximately 50 dBuV/m. The plot shows a sharp peak at the target frequency with a baseline around 50 dBuV/m.</p> <p>Site : 03CH07-HY Condition : : AVG_54 3m HF_ANT_00075962 HORIZONTAL : RBW:1000.000kHz; VBW:3.000kHz; SWT:Auto</p>

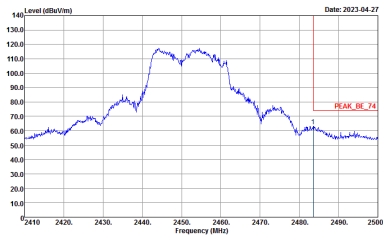
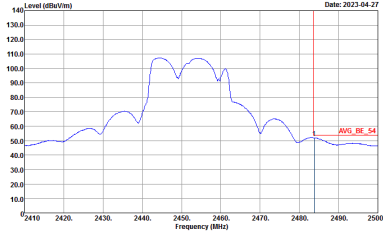


WIFI	2.4GHz 2400~2483.5MHz Band Edge @ 3m	
ANT	802.11ax HE20 Full CH09 2452MHz - R	
1+2	Horizontal	Fundamental
<p>Peak</p>	 <p>Site : 03CH07-HY Condition : PEAK_BE_74 3m HF_ANT_00075962 HORIZONTAL : RBW:1000.000kHz VBW:3000.000kHz SWT:Auto</p>	<p>Left blank</p>
<p>Avg.</p>	 <p>Site : 03CH07-HY Condition : AVG_BE_54 3m HF_ANT_00075962 HORIZONTAL : RBW:1000.000kHz VBW:3.000kHz SWT:Auto</p>	<p>Left blank</p>

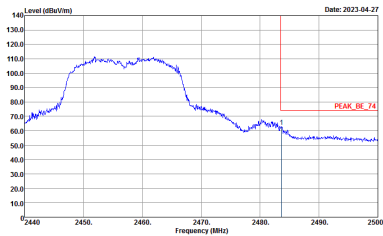
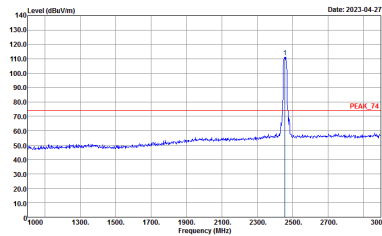
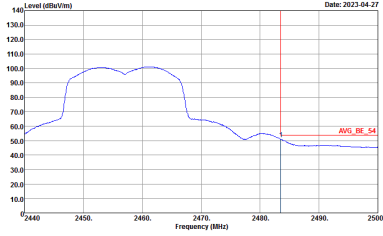
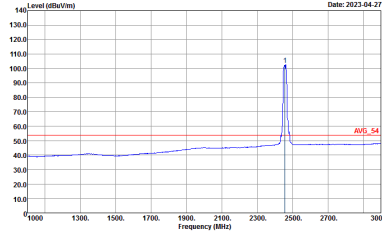


WIFI	2.4GHz 2400~2483.5MHz Band Edge @ 3m	
ANT	802.11ax HE20 Full CH09 2452MHz - L	
1+2	Vertical	Fundamental
Peak	<p>Site : 03CH07-HY Condition : PEAK_BE_74 3m HF_ANT_00075962 VERTICAL : RBW:1000.000kHz VBW:3000.000kHz SWT:Auto</p>	<p>Site : 03CH07-HY Condition : PEAK_74 3m HF_ANT_00075962 VERTICAL : RBW:1000.000kHz VBW:3000.000kHz SWT:Auto</p>
Avg.	<p>Site : 03CH07-HY Condition : AVG_BE_54 3m HF_ANT_00075962 VERTICAL : RBW:1000.000kHz VBW:3.000kHz SWT:Auto</p>	<p>Site : 03CH07-HY Condition : AVG_54 3m HF_ANT_00075962 VERTICAL : RBW:1000.000kHz VBW:3.000kHz SWT:Auto</p>

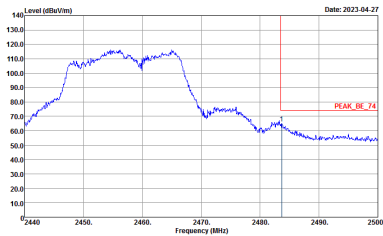
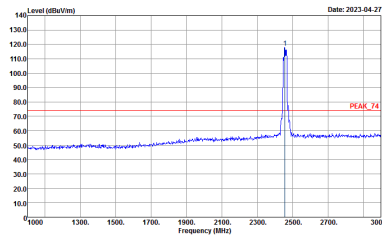
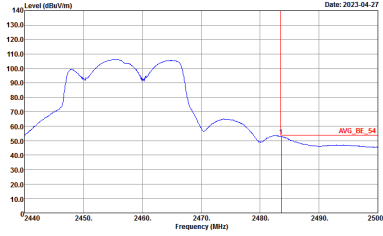
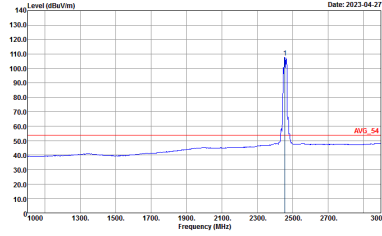


WIFI	2.4GHz 2400~2483.5MHz Band Edge @ 3m	
ANT	802.11ax HE20 Full CH09 2452MHz - R	
1+2	Vertical	Fundamental
<p>Peak</p>	 <p>Site : 03CH07-HY Condition : PEAK_BE_74 3m HF_ANT_00075962 VERTICAL : RBW:1000.000kHz VBW:3000.000kHz SWT:Auto</p>	<p>Left blank</p>
<p>Avg.</p>	 <p>Site : 03CH07-HY Condition : AVG_BE_54 3m HF_ANT_00075962 VERTICAL : RBW:1000.000kHz VBW:3.000kHz SWT:Auto</p>	<p>Left blank</p>



WIFI	2.4GHz 2400~2483.5MHz Band Edge @ 3m	
ANT	802.11ax HE20 Full CH10 2457MHz	
1+2	Horizontal	Fundamental
Peak	 <p>Level (dBuV/m) vs Frequency (MHz) plot showing a peak at 2483.5 MHz. The y-axis ranges from 10.0 to 140.0 dBuV/m, and the x-axis ranges from 2440 to 2500 MHz. A red vertical line marks the peak at 2483.5 MHz, labeled 'PEAK_BE_74'.</p> <p>Site Condition : 03CH07-HY : PEAK_BE_74 3m HF_ANT_00075962 HORIZONTAL : RBW:1000.000kHz; VBW:3000.000kHz; SWT:Auto</p>	 <p>Level (dBuV/m) vs Frequency (MHz) plot showing a sharp peak at 2457 MHz. The y-axis ranges from 10.0 to 140.0 dBuV/m, and the x-axis ranges from 1000 to 3000 MHz. A red vertical line marks the peak at 2457 MHz, labeled 'PEAK_74'.</p> <p>Site Condition : 03CH07-HY : PEAK_74 3m HF_ANT_00075962 HORIZONTAL : RBW:1000.000kHz; VBW:3000.000kHz; SWT:Auto</p>
Avg.	 <p>Level (dBuV/m) vs Frequency (MHz) plot showing the average spectrum. The y-axis ranges from 10.0 to 140.0 dBuV/m, and the x-axis ranges from 2440 to 2500 MHz. A red vertical line marks the average level at 2483.5 MHz, labeled 'AVG_BE_54'.</p> <p>Site Condition : 03CH07-HY : AVG_BE_54 3m HF_ANT_00075962 HORIZONTAL : RBW:1000.000kHz; VBW:0.300kHz; SWT:Auto</p>	 <p>Level (dBuV/m) vs Frequency (MHz) plot showing the average spectrum. The y-axis ranges from 10.0 to 140.0 dBuV/m, and the x-axis ranges from 1000 to 3000 MHz. A red vertical line marks the average level at 2457 MHz, labeled 'AVG_54'.</p> <p>Site Condition : 03CH07-HY : AVG_54 3m HF_ANT_00075962 HORIZONTAL : RBW:1000.000kHz; VBW:0.300kHz; SWT:Auto</p>

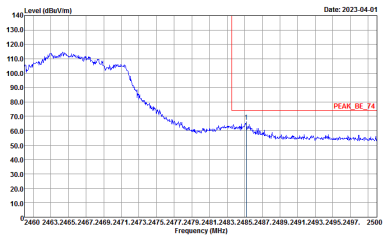
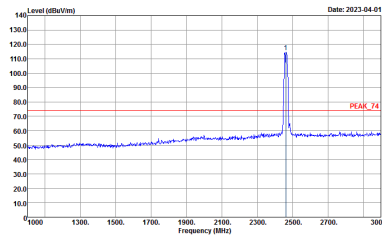
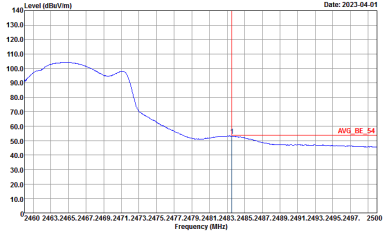
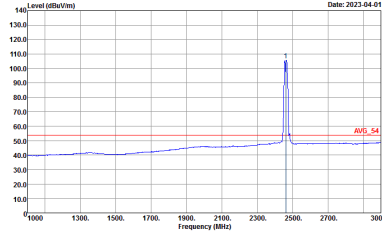


WIFI	2.4GHz 2400~2483.5MHz Band Edge @ 3m	
ANT	802.11ax HE20 Full CH10 2457MHz	
1+2	Vertical	Fundamental
Peak	 <p>Level (dBuV/m) vs Frequency (MHz) plot for Vertical Peak. The y-axis ranges from 10.0 to 140.0 dBuV/m, and the x-axis ranges from 2440 to 2500 MHz. A red vertical line marks the peak at approximately 2483.5 MHz, labeled 'PEAK_BE_74'. The plot shows a broad signal between 2440 and 2480 MHz, followed by a sharp peak at the band edge.</p> <p>Site : 03CH07-HY Condition : PEAK_BE_74 3m HF_ANT_00075962 VERTICAL : RBW:1000.000kHz VBW:3000.000kHz SWT:Auto</p>	 <p>Level (dBuV/m) vs Frequency (MHz) plot for Fundamental Peak. The y-axis ranges from 10.0 to 140.0 dBuV/m, and the x-axis ranges from 1000 to 3000 MHz. A red vertical line marks the peak at approximately 2483.5 MHz, labeled 'PEAK_74'. The plot shows a very narrow, sharp peak at the band edge.</p> <p>Site : 03CH07-HY Condition : PEAK_74 3m HF_ANT_00075962 VERTICAL : RBW:1000.000kHz VBW:3000.000kHz SWT:Auto</p>
Avg.	 <p>Level (dBuV/m) vs Frequency (MHz) plot for Vertical Avg. The y-axis ranges from 10.0 to 140.0 dBuV/m, and the x-axis ranges from 2440 to 2500 MHz. A red vertical line marks the average level at approximately 2483.5 MHz, labeled 'AVG_BE_54'. The plot shows a broad signal between 2440 and 2480 MHz, followed by a sharp peak at the band edge.</p> <p>Site : 03CH07-HY Condition : AVG_BE_54 3m HF_ANT_00075962 VERTICAL : RBW:1000.000kHz VBW:0.300kHz SWT:Auto</p>	 <p>Level (dBuV/m) vs Frequency (MHz) plot for Fundamental Avg. The y-axis ranges from 10.0 to 140.0 dBuV/m, and the x-axis ranges from 1000 to 3000 MHz. A red vertical line marks the average level at approximately 2483.5 MHz, labeled 'AVG_54'. The plot shows a very narrow, sharp peak at the band edge.</p> <p>Site : 03CH07-HY Condition : AVG_54 3m HF_ANT_00075962 VERTICAL : RBW:1000.000kHz VBW:0.300kHz SWT:Auto</p>



WIFI	2.4GHz 2400~2483.5MHz Band Edge @ 3m	
ANT	802.11ax HE20 Full CH11 2462MHz	
1+2	Horizontal	Fundamental
Peak	<p>Date: 2023-04-01</p> <p>Site Condition : 03CH07-HY : PEAK_BE_74 3m HF_ANT_00075962 HORIZONTAL : RBW:1000.000kHz VBW:3000.000kHz SWT:Auto</p>	<p>Date: 2023-04-01</p> <p>Site Condition : 03CH07-HY : PEAK_74 3m HF_ANT_00075962 HORIZONTAL : RBW:1000.000kHz VBW:3000.000kHz SWT:Auto</p>
Avg.	<p>Date: 2023-04-01</p> <p>Site Condition : 03CH07-HY : AVG_BE_54 3m HF_ANT_00075962 HORIZONTAL : RBW:1000.000kHz VBW:3000.000kHz SWT:Auto</p>	<p>Date: 2023-04-01</p> <p>Site Condition : 03CH07-HY : AVG_54 3m HF_ANT_00075962 HORIZONTAL : RBW:1000.000kHz VBW:3000.000kHz SWT:Auto</p>



WIFI	2.4GHz 2400~2483.5MHz Band Edge @ 3m	
ANT	802.11ax HE20 Full CH11 2462MHz	
1+2	Vertical	Fundamental
Peak	 <p>Date: 2023-04-01</p> <p>Site Condition : 03CH07-HY : PEAK_BE_74 3m HF_ANT_00075962 VERTICAL : RBW:1000.000kHz VBW:3000.000kHz SWT:Auto</p>	 <p>Date: 2023-04-01</p> <p>Site Condition : 03CH07-HY : PEAK_74 3m HF_ANT_00075962 VERTICAL : RBW:1000.000kHz VBW:3000.000kHz SWT:Auto</p>
Avg.	 <p>Date: 2023-04-01</p> <p>Site Condition : 03CH07-HY : AVG_BE_54 3m HF_ANT_00075962 VERTICAL : RBW:1000.000kHz VBW:3000.000kHz SWT:Auto</p>	 <p>Date: 2023-04-01</p> <p>Site Condition : 03CH07-HY : AVG_54 3m HF_ANT_00075962 VERTICAL : RBW:1000.000kHz VBW:3000.000kHz SWT:Auto</p>

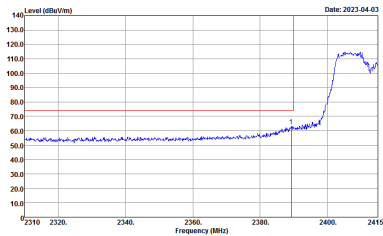
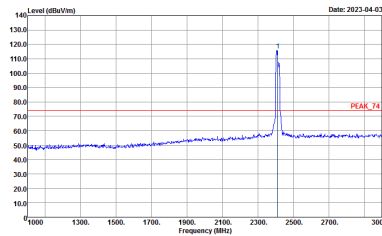
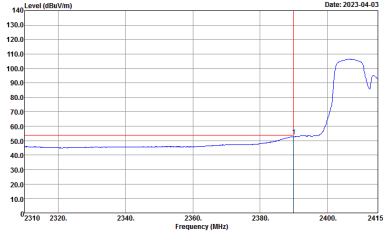
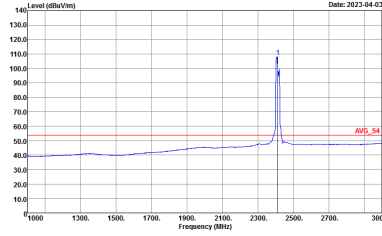


2.4GHz 2400~2483.5MHz

WIFI 802.11ax HE20 Partial 106 (Band Edge @ 3m)

WIFI	2.4GHz 2400~2483.5MHz Band Edge @ 3m	
ANT	802.11ax HE20 Partial 106/53 CH01 2412MHz	
1+2	Horizontal	Fundamental
Peak	<p>Date: 2023-04-03</p> <p>Site : 03CH07-HY Condition : PEAK_BE_3m HE_ANT_00075962 HORIZONTAL : RBW:1000.000kHz VBW:3000.000kHz SWT:Auto</p>	<p>Date: 2023-04-03</p> <p>Site : 03CH07-HY Condition : PEAK_3m HE_ANT_00075962 HORIZONTAL : RBW:1000.000kHz VBW:3000.000kHz SWT:Auto</p>
Avg.	<p>Date: 2023-04-03</p> <p>Site : 03CH07-HY Condition : AVG_BE_3m HE_ANT_00075962 HORIZONTAL : RBW:1000.000kHz VBW:3.000kHz SWT:Auto</p>	<p>Date: 2023-04-03</p> <p>Site : 03CH07-HY Condition : AVG_3m HE_ANT_00075962 HORIZONTAL : RBW:1000.000kHz VBW:0.300kHz SWT:Auto</p>

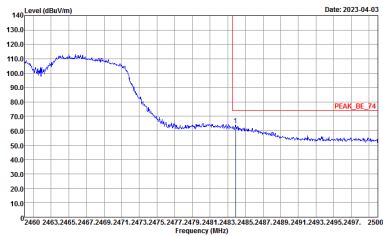
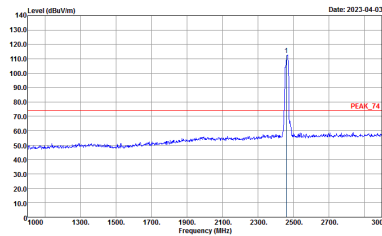
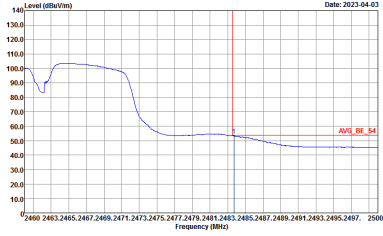
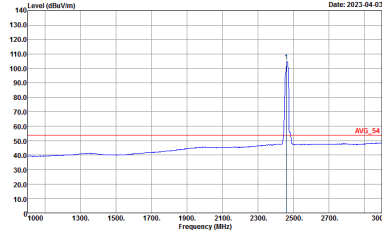


WIFI	2.4GHz 2400~2483.5MHz Band Edge @ 3m	
ANT	802.11ax HE20 Partial 106/53 CH01 2412MHz	
1+2	Vertical	Fundamental
Peak	 <p>Date: 2023-04-03</p> <p>Site Condition : 03CH07-HY : PEAK_BE_74 3m HF_ANT_00075962 VERTICAL : RBW:1000.000kHz VBW:3000.000kHz SWT:Auto</p>	 <p>Date: 2023-04-03</p> <p>Site Condition : 03CH07-HY : PEAK_74 3m HF_ANT_00075962 VERTICAL : RBW:1000.000kHz VBW:3000.000kHz SWT:Auto</p>
Avg.	 <p>Date: 2023-04-03</p> <p>Site Condition : 03CH07-HY : AVG_BE_54 3m HF_ANT_00075962 VERTICAL : RBW:1000.000kHz VBW:3000.000kHz SWT:Auto</p>	 <p>Date: 2023-04-03</p> <p>Site Condition : 03CH07-HY : AVG_54 3m HF_ANT_00075962 VERTICAL : RBW:1000.000kHz VBW:3000.000kHz SWT:Auto</p>



WIFI	2.4GHz 2400~2483.5MHz Band Edge @ 3m	
ANT	802.11ax HE20 Partial 106/54 CH11 2462MHz	
1+2	Horizontal	Fundamental
Peak	<p>Date: 2023-04-03</p> <p>Site Condition : 03CH07-HY : PEAK_BE_74 3m HF_ANT_00075962 HORIZONTAL : RBW:1000.000kHz; VBW:3000.000kHz; SWT:Auto</p>	<p>Date: 2023-04-03</p> <p>Site Condition : 03CH07-HY : PEAK_74 3m HF_ANT_00075962 HORIZONTAL : RBW:1000.000kHz; VBW:3000.000kHz; SWT:Auto</p>
Avg.	<p>Date: 2023-04-03</p> <p>Site Condition : 03CH07-HY : AVG_BE_54 3m HF_ANT_00075962 HORIZONTAL : RBW:1000.000kHz; VBW:3000.000kHz; SWT:Auto</p>	<p>Date: 2023-04-03</p> <p>Site Condition : 03CH07-HY : AVG_54 3m HF_ANT_00075962 HORIZONTAL : RBW:1000.000kHz; VBW:3000.000kHz; SWT:Auto</p>

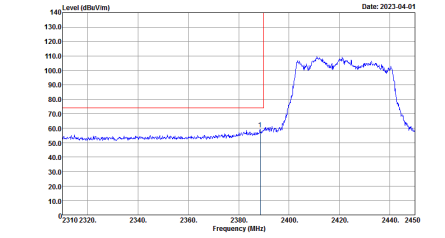
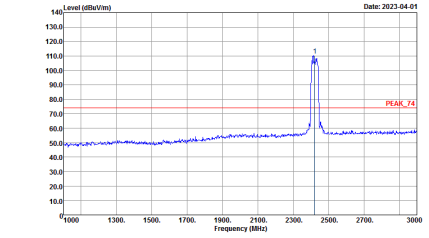
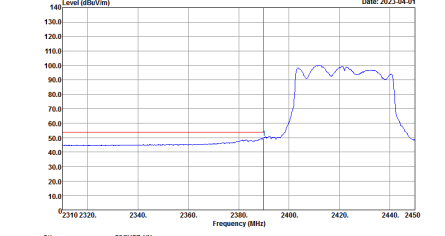
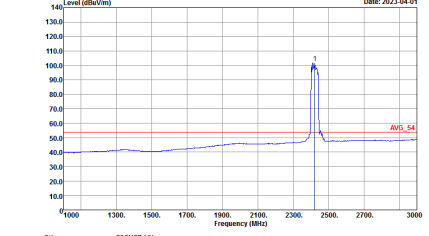


WIFI	2.4GHz 2400~2483.5MHz Band Edge @ 3m	
ANT	802.11ax HE20 Partial 106/54 CH11 2462MHz	
1+2	Vertical	Fundamental
Peak	 <p>Date: 2023-04-03</p> <p>Site Condition : 03CH07-HY : PEAK_BE_74 3m HF_ANT_00075962 VERTICAL : RBW:1000.000kHz; VBW:3000.000kHz; SWT:Auto</p>	 <p>Date: 2023-04-03</p> <p>Site Condition : 03CH07-HY : PEAK_74 3m HF_ANT_00075962 VERTICAL : RBW:1000.000kHz; VBW:3000.000kHz; SWT:Auto</p>
Avg.	 <p>Date: 2023-04-03</p> <p>Site Condition : 03CH07-HY : AVG_BE_54 3m HF_ANT_00075962 VERTICAL : RBW:1000.000kHz; VBW:3000.000kHz; SWT:Auto</p>	 <p>Date: 2023-04-03</p> <p>Site Condition : 03CH07-HY : AVG_54 3m HF_ANT_00075962 VERTICAL : RBW:1000.000kHz; VBW:3000.000kHz; SWT:Auto</p>

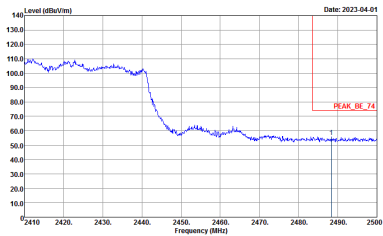
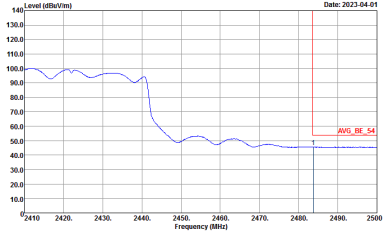


2.4GHz 2400~2483.5MHz

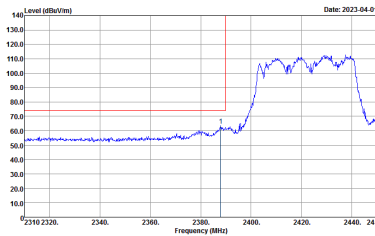
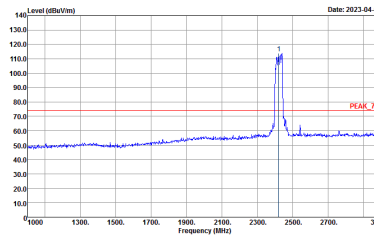
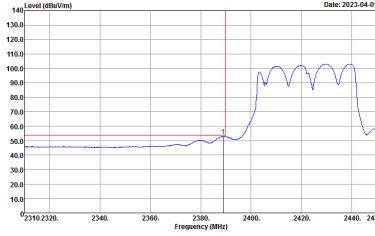
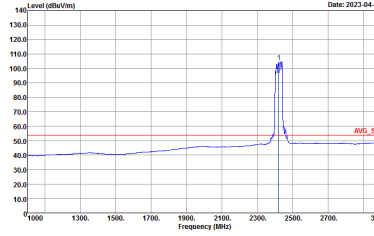
WIFI 802.11ax HE40 Full (Band Edge @ 3m)

WIFI	2.4GHz 2400~2483.5MHz Band Edge @ 3m	
ANT	802.11ax HE40 Full CH03 2422MHz - L	
1+2	Horizontal	Fundamental
Peak	 <p>Level (dBuV/m) vs Frequency (MHz) plot showing a peak at approximately 2422 MHz. The y-axis ranges from 10.0 to 140.0 dBuV/m, and the x-axis ranges from 2310 to 2450 MHz. A red horizontal line is drawn at approximately 75 dBuV/m. The plot shows a sharp rise in signal level starting around 2390 MHz, peaking at 2422 MHz, and then falling back to the noise floor.</p> <p>Site : 03CH07-HY Condition : PEAK_BE_34.3m HF_ANT_00075962 HORIZONTAL : RBW:1000.000kHz VBW:3000.000kHz SWT:Auto</p>	 <p>Level (dBuV/m) vs Frequency (MHz) plot showing a peak at approximately 2422 MHz. The y-axis ranges from 10.0 to 140.0 dBuV/m, and the x-axis ranges from 1000 to 3000 MHz. A red horizontal line is drawn at approximately 75 dBuV/m. The plot shows a very sharp peak at 2422 MHz, with the rest of the spectrum being flat at the noise floor level.</p> <p>Site : 03CH07-HY Condition : PEAK_34.3m HF_ANT_00075962 HORIZONTAL : RBW:1000.000kHz VBW:3000.000kHz SWT:Auto</p>
Avg.	 <p>Level (dBuV/m) vs Frequency (MHz) plot showing an average signal level. The y-axis ranges from 10.0 to 140.0 dBuV/m, and the x-axis ranges from 2310 to 2450 MHz. A red horizontal line is drawn at approximately 50 dBuV/m. The plot shows a broad signal level that rises from about 45 dBuV/m at 2390 MHz to about 90 dBuV/m at 2422 MHz, then falls back to about 45 dBuV/m.</p> <p>Site : 03CH07-HY Condition : AVG_BE_54.3m HF_ANT_00075962 HORIZONTAL : RBW:1000.000kHz VBW:0.300kHz SWT:Auto</p>	 <p>Level (dBuV/m) vs Frequency (MHz) plot showing an average signal level. The y-axis ranges from 10.0 to 140.0 dBuV/m, and the x-axis ranges from 1000 to 3000 MHz. A red horizontal line is drawn at approximately 50 dBuV/m. The plot shows a sharp peak at 2422 MHz reaching about 100 dBuV/m, with the rest of the spectrum being flat at the noise floor level.</p> <p>Site : 03CH07-HY Condition : AVG_54.3m HF_ANT_00075962 HORIZONTAL : RBW:1000.000kHz VBW:0.300kHz SWT:Auto</p>

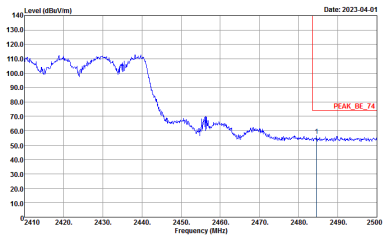
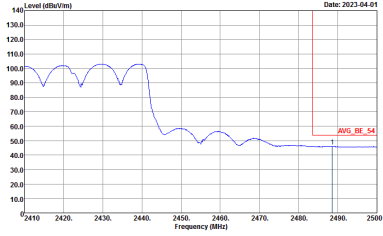


WIFI	2.4GHz 2400~2483.5MHz Band Edge @ 3m	
ANT	802.11ax HE40 Full CH03 2422MHz - R	
1+2	Horizontal	Fundamental
Peak	 <p>Date: 2023-04-01</p> <p>Site : 03CH07-HY Condition : : PEAK_BE_74 3m HF_ANT_00075962 HORIZONTAL : RBW:1000.000kHz VBW:3000.000kHz SWF:Auto</p>	Left blank
Avg.	 <p>Date: 2023-04-01</p> <p>Site : 03CH07-HY Condition : : AVG_BE_54 3m HF_ANT_00075962 HORIZONTAL : RBW:1000.000kHz VBW:3000.000kHz SWF:Auto</p>	Left blank

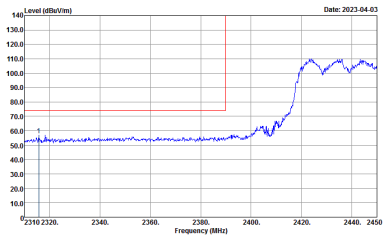
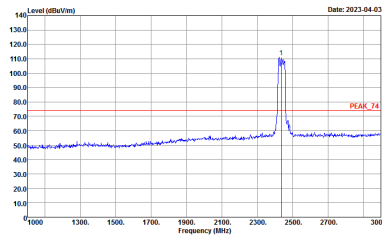
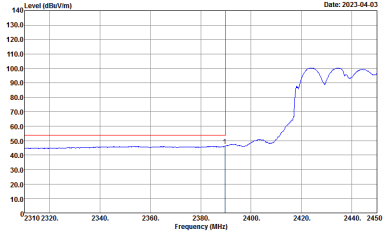
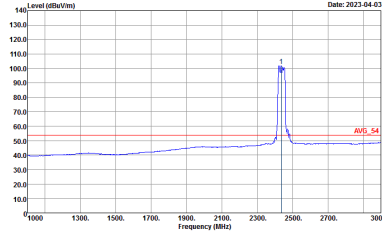


WIFI	2.4GHz 2400~2483.5MHz Band Edge @ 3m	
ANT	802.11ax HE40 Full CH03 2422MHz - L	
1+2	Vertical	Fundamental
Peak	 <p>Date: 2023-04-01</p> <p>Site Condition : 03CH07-HY : PEAK_BE_74 3m HF_ANT_00075962 VERTICAL : RBW:1000.000kHz VBW:3000.000kHz SWT:Auto</p>	 <p>Date: 2023-04-01</p> <p>Site Condition : 03CH07-HY : PEAK_74 3m HF_ANT_00075962 VERTICAL : RBW:1000.000kHz VBW:3000.000kHz SWT:Auto</p>
Avg.	 <p>Date: 2023-04-01</p> <p>Site Condition : 03CH07-HY : AVG_BE_54 3m HF_ANT_00075962 VERTICAL : RBW:1000.000kHz VBW:3000.000kHz SWT:Auto</p>	 <p>Date: 2023-04-01</p> <p>Site Condition : 03CH07-HY : AVG_54 3m HF_ANT_00075962 VERTICAL : RBW:1000.000kHz VBW:3000.000kHz SWT:Auto</p>



WIFI	2.4GHz 2400~2483.5MHz Band Edge @ 3m	
ANT	802.11ax HE40 Full CH03 2422MHz - R	
1+2	Vertical	Fundamental
<p>Peak</p>	 <p>Date: 2023-04-01</p> <p>Site : 03CH07-HY Condition : : PEAK_BE_74 3m HF_ANT_00075962 VERTICAL : RBW:1000.000kHz VBW:3000.000kHz SWT:Auto</p>	<p>Left blank</p>
<p>Avg.</p>	 <p>Date: 2023-04-01</p> <p>Site : 03CH07-HY Condition : : AVG_BE_54 3m HF_ANT_00075962 VERTICAL : RBW:1000.000kHz VBW:3000.000kHz SWT:Auto</p>	<p>Left blank</p>



WIFI	2.4GHz 2400~2483.5MHz Band Edge @ 3m	
ANT	802.11ax HE40 Full CH06 2437MHz - L	
1+2	Horizontal	Fundamental
Peak	 <p>Site : 03CH07-HY Condition : :PEAK_BE_74 3m HF_ANT_00075962 HORIZONTAL :RBW:1000.000kHz;VBW:3000.000kHz;SWT:Auto</p>	 <p>Site : 03CH07-HY Condition : :PEAK_74 3m HF_ANT_00075962 HORIZONTAL :RBW:1000.000kHz;VBW:3000.000kHz;SWT:Auto</p>
Avg.	 <p>Site : 03CH07-HY Condition : :AVG_BE_54 3m HF_ANT_00075962 HORIZONTAL :RBW:1000.000kHz;VBW:3000.000kHz;SWT:Auto</p>	 <p>Site : 03CH07-HY Condition : :AVG_54 3m HF_ANT_00075962 HORIZONTAL :RBW:1000.000kHz;VBW:3000.000kHz;SWT:Auto</p>

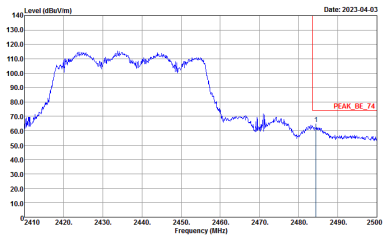
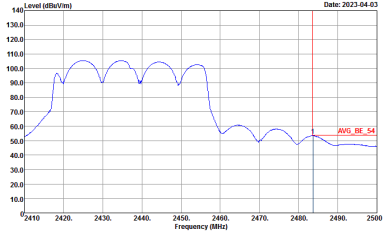


WIFI	2.4GHz 2400~2483.5MHz Band Edge @ 3m	
ANT	802.11ax HE40 Full CH06 2437MHz - R	
1+2	Horizontal	Fundamental
<p>Peak</p>		<p>Left blank</p>
<p>Avg.</p>		<p>Left blank</p>

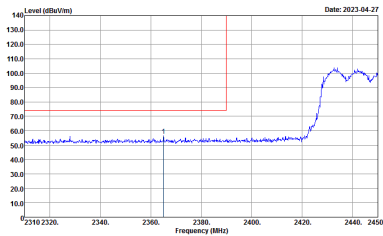
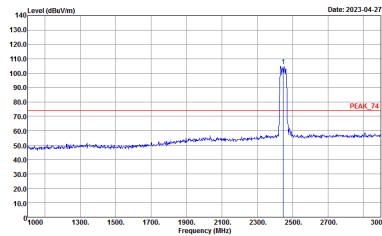
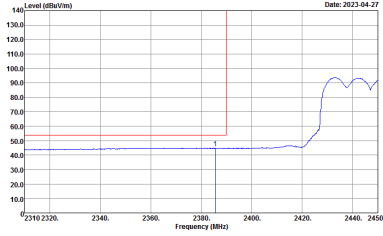
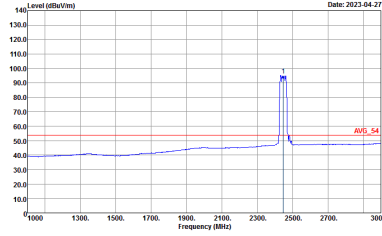


WIFI	2.4GHz 2400~2483.5MHz Band Edge @ 3m	
ANT	802.11ax HE40 Full CH06 2437MHz - L	
1+2	Vertical	Fundamental
Peak	<p>Date: 2023-04-03</p> <p>Site Condition : 03CH07-HY : PEAK_BE_74 3m HF_ANT_00075962 VERTICAL : RBW:1000.000kHz VBW:3000.000kHz SWTA:Auto</p>	<p>Date: 2023-04-03</p> <p>Site Condition : 03CH07-HY : PEAK_74 3m HF_ANT_00075962 VERTICAL : RBW:1000.000kHz VBW:3000.000kHz SWTA:Auto</p>
Avg.	<p>Date: 2023-04-03</p> <p>Site Condition : 03CH07-HY : AVG_BE_54 3m HF_ANT_00075962 VERTICAL : RBW:1000.000kHz VBW:3000.000kHz SWTA:Auto</p>	<p>Date: 2023-04-03</p> <p>Site Condition : 03CH07-HY : AVG_54 3m HF_ANT_00075962 VERTICAL : RBW:1000.000kHz VBW:3000.000kHz SWTA:Auto</p>



WIFI	2.4GHz 2400~2483.5MHz Band Edge @ 3m	
ANT	802.11ax HE40 Full CH06 2437MHz - R	
1+2	Vertical	Fundamental
<p>Peak</p>	 <p>Site : 03CH07-HY Condition : PEAK_BE_74 3m HF_ANT_00075962 VERTICAL : RBW:1000.000kHz VBW:3000.000kHz SWT:Auto</p>	<p>Left blank</p>
<p>Avg.</p>	 <p>Site : 03CH07-HY Condition : AVG_BE_54 3m HF_ANT_00075962 VERTICAL : RBW:1000.000kHz VBW:3000.000kHz SWT:Auto</p>	<p>Left blank</p>



WIFI	2.4GHz 2400~2483.5MHz Band Edge @ 3m	
ANT	802.11ax HE40 Full CH08 2447MHz - L	
1+2	Horizontal	Fundamental
Peak	 <p>Level (dBuV/m) vs Frequency (MHz) plot for Horizontal Peak. The y-axis ranges from 10.0 to 140.0 dBuV/m, and the x-axis ranges from 2310 to 2450 MHz. A red line indicates a peak level of approximately 130 dBuV/m at 2447 MHz. The plot shows a blue signal line with a sharp peak at the specified frequency.</p> <p>Date: 2023-04-27</p> <p>Site Condition : 03CH07-HY : PEAK_BE_74 3m HF_ANT_00075962 HORIZONTAL : RBW:1000.000kHz; VBW:3000.000kHz; SWT:Auto</p>	 <p>Level (dBuV/m) vs Frequency (MHz) plot for Fundamental Peak. The y-axis ranges from 10.0 to 140.0 dBuV/m, and the x-axis ranges from 1000 to 3000 MHz. A red line indicates a peak level of approximately 75 dBuV/m at 2447 MHz. The plot shows a blue signal line with a sharp peak at the specified frequency.</p> <p>Date: 2023-04-27</p> <p>Site Condition : 03CH07-HY : PEAK_74 3m HF_ANT_00075962 HORIZONTAL : RBW:1000.000kHz; VBW:3000.000kHz; SWT:Auto</p>
Avg.	 <p>Level (dBuV/m) vs Frequency (MHz) plot for Horizontal Average. The y-axis ranges from 10.0 to 140.0 dBuV/m, and the x-axis ranges from 2310 to 2450 MHz. A red line indicates an average level of approximately 50 dBuV/m at 2447 MHz. The plot shows a blue signal line with a broad peak at the specified frequency.</p> <p>Date: 2023-04-27</p> <p>Site Condition : 03CH07-HY : AVG_BE_54 3m HF_ANT_00075962 HORIZONTAL : RBW:1000.000kHz; VBW:3.000kHz; SWT:Auto</p>	 <p>Level (dBuV/m) vs Frequency (MHz) plot for Fundamental Average. The y-axis ranges from 10.0 to 140.0 dBuV/m, and the x-axis ranges from 1000 to 3000 MHz. A red line indicates an average level of approximately 55 dBuV/m at 2447 MHz. The plot shows a blue signal line with a broad peak at the specified frequency.</p> <p>Date: 2023-04-27</p> <p>Site Condition : 03CH07-HY : AVG_54 3m HF_ANT_00075962 HORIZONTAL : RBW:1000.000kHz; VBW:3.000kHz; SWT:Auto</p>