



Test Setup Photo

1.1 RADIATED EMISSIONS


9 kHz to 30 MHz



30 MHz to 1 GHz



Above 1 GHz:



1.2 CONDUCTED EMISSIONS AT MAINS TERMINALS 150 KHZ TO 30 MHZ

