

AppendixA: 20dBEmission Bandwidth

Test Result

TestMode	Antenna	Channel	20db EBW[MHz]	FL[MHz]	FH[MHz]	Limit[MHz]	Verdict
DH1	Ant1	2402	1.125	2401.454	2402.579	---	PASS
		2441	1.125	2440.451	2441.576	---	PASS
		2480	1.125	2479.451	2480.576	---	PASS
2DH1	Ant1	2402	1.407	2401.304	2402.711	---	PASS
		2441	1.404	2440.310	2441.714	---	PASS
		2480	1.404	2479.307	2480.711	---	PASS
3DH1	Ant1	2402	1.479	2401.268	2402.747	---	PASS
		2441	1.449	2440.277	2441.726	---	PASS
		2480	1.449	2479.277	2480.726	---	PASS

Test Graphs

DH1_Ant1_2402



DH1_Ant1_2441



DH1_Ant1_2480



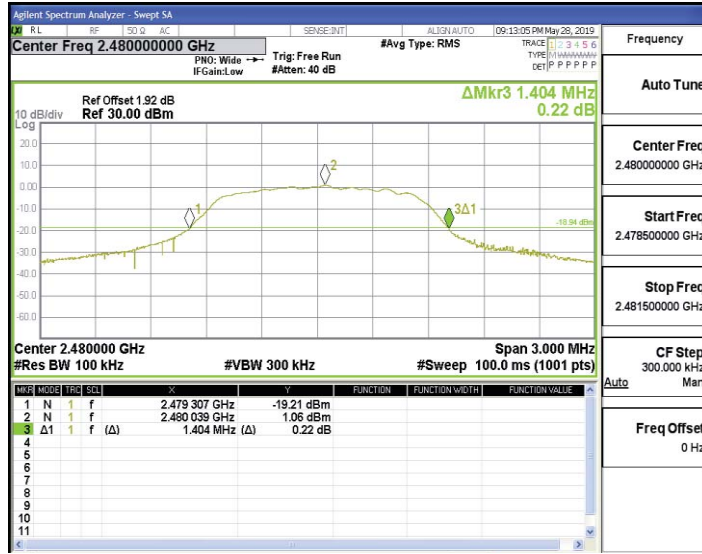
2DH1_Ant1_2402



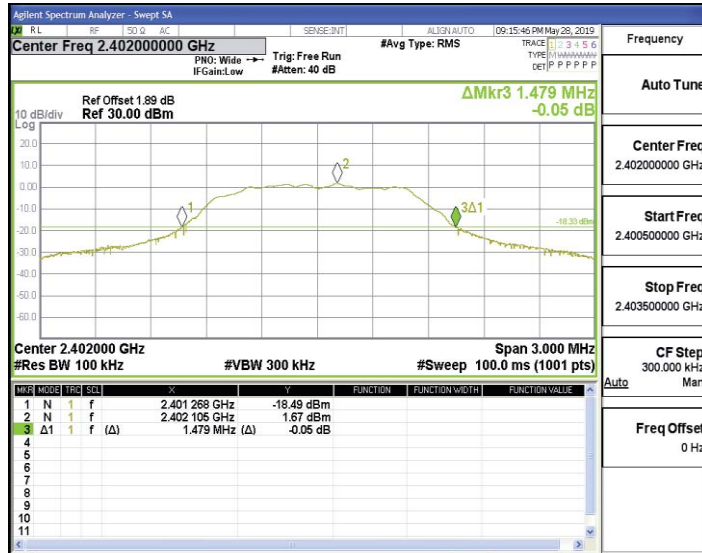
2DH1_Ant1_2441



2DH1_Ant1_2480



3DH1_Ant1_2402



3DH1_Ant1_2441



3DH1_Ant1_2480



AppendixC: Maximum conducted output power

Test Result

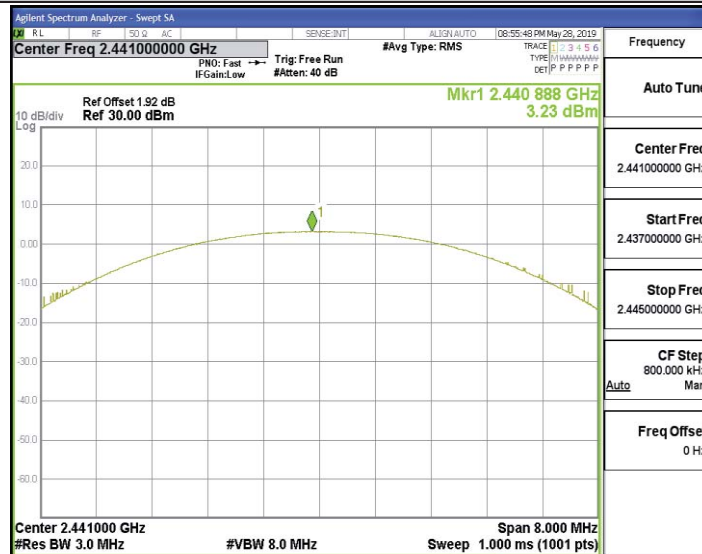
TestMode	Antenna	Channel	Result[dBm]	Limit[dBm]	Verdict
DH1	Ant1	2402	3.65	<=21	PASS
		2441	3.23	<=21	PASS
		2480	2.89	<=21	PASS
2DH1	Ant1	2402	5.71	<=21	PASS
		2441	5.43	<=21	PASS
		2480	5.06	<=21	PASS
3DH1	Ant1	2402	6.14	<=21	PASS
		2441	5.8	<=21	PASS
		2480	5.46	<=21	PASS

Test Graphs

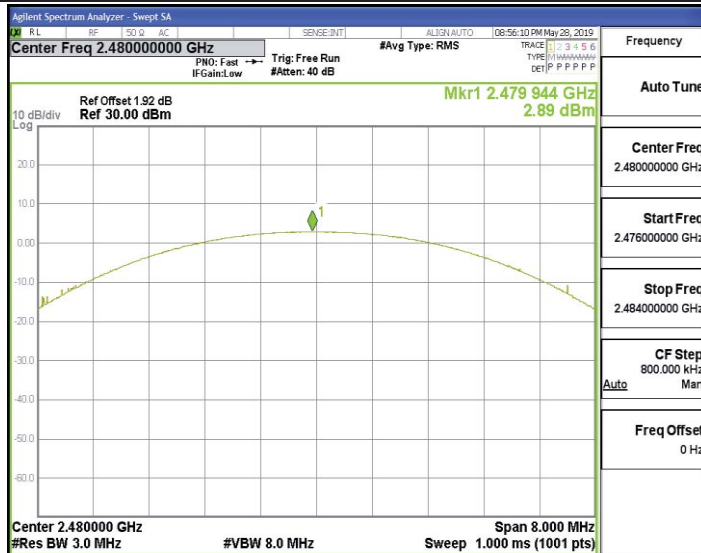
DH1_Ant1_2402



DH1_Ant1_2441



DH1_Ant1_2480



2DH1_Ant1_2402



2DH1_Ant1_2441



2DH1_Ant1_2480



3DH1_Ant1_2402



3DH1_Ant1_2441



3DH1_Ant1_2480

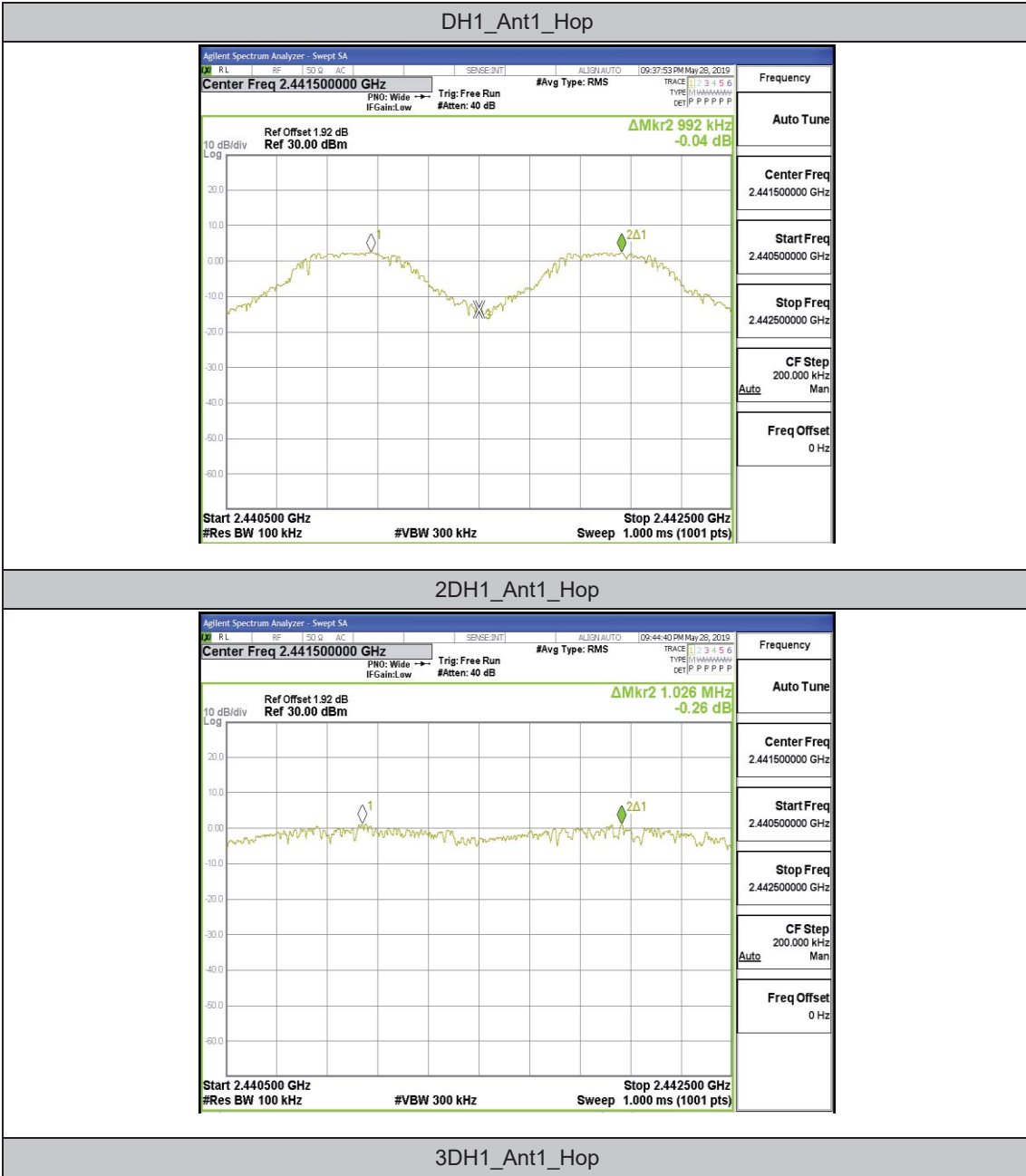


AppendixD: Carrier frequency separation

Test Result

TestMode	Antenna	Channel	Result[dBm]	Limit[dBm]	Verdict
DH1	Ant1	Hop	0.992	=>0.750	PASS
2DH1	Ant1	Hop	1.026	=>0.938	PASS
3DH1	Ant1	Hop	0.992	=>0.986	PASS

Test Graphs



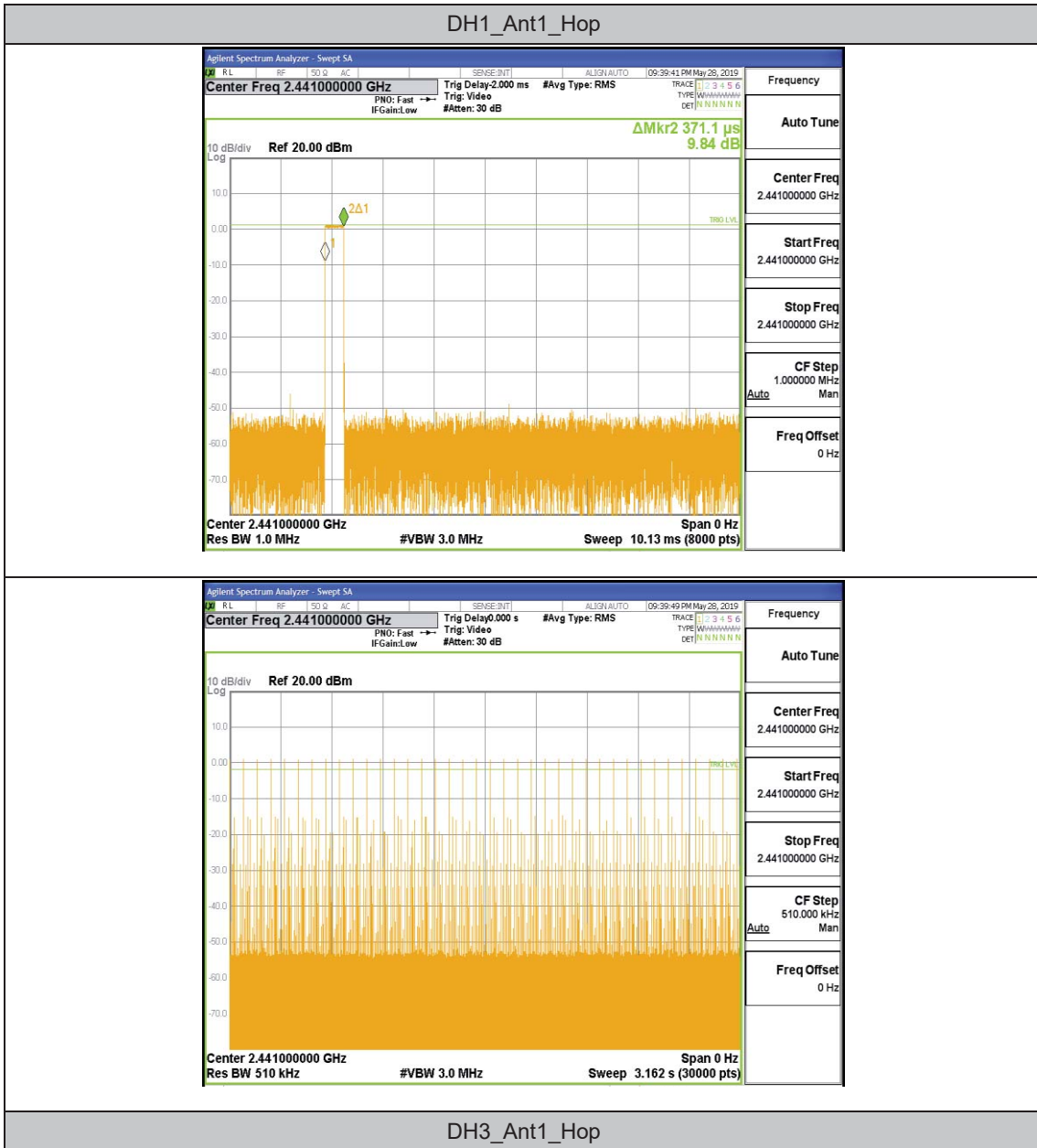


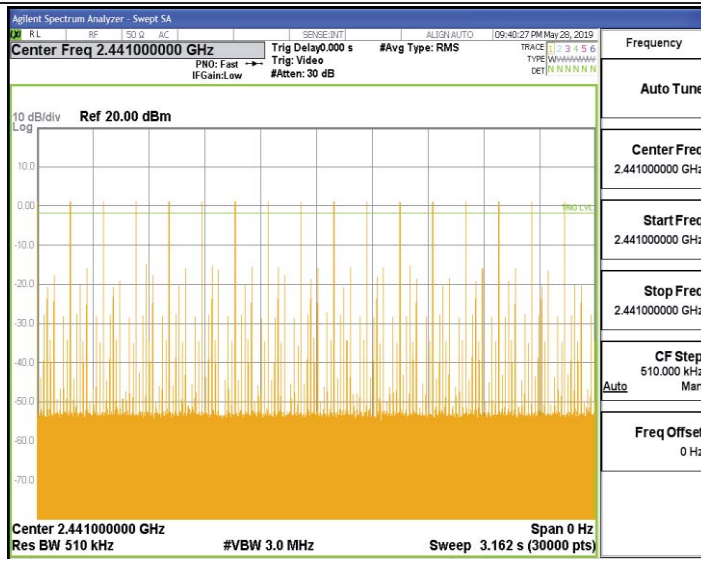
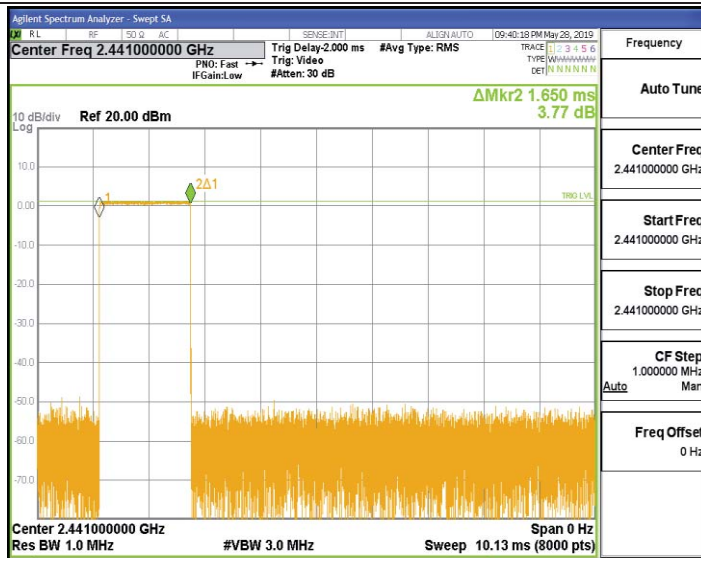
AppendixE: Time of occupancy

Test Result

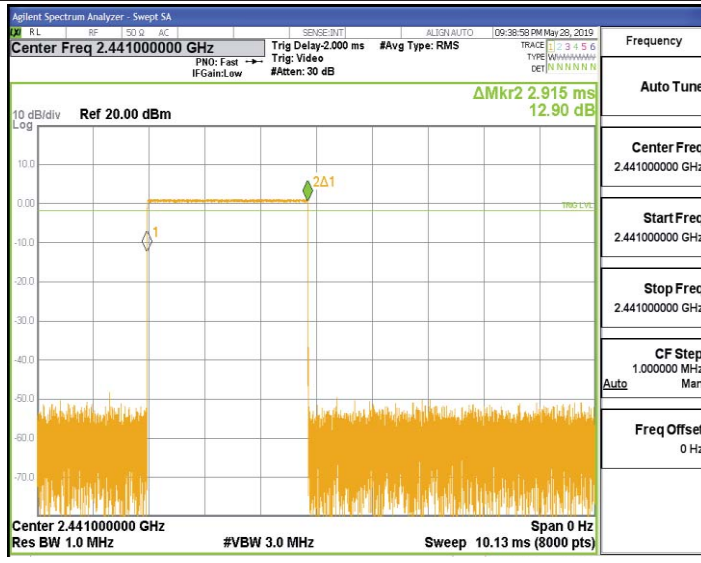
TestMode	Antenna	Channel	BurstWidth [ms]	TotalHops [Num]	Result[s]	Limit[s]	Verdict
DH1	Ant1	Hop	0.37	380	0.141	<=0.4	PASS
DH3	Ant1	Hop	1.65	170	0.281	<=0.4	PASS
DH5	Ant1	Hop	2.91	110	0.321	<=0.4	PASS

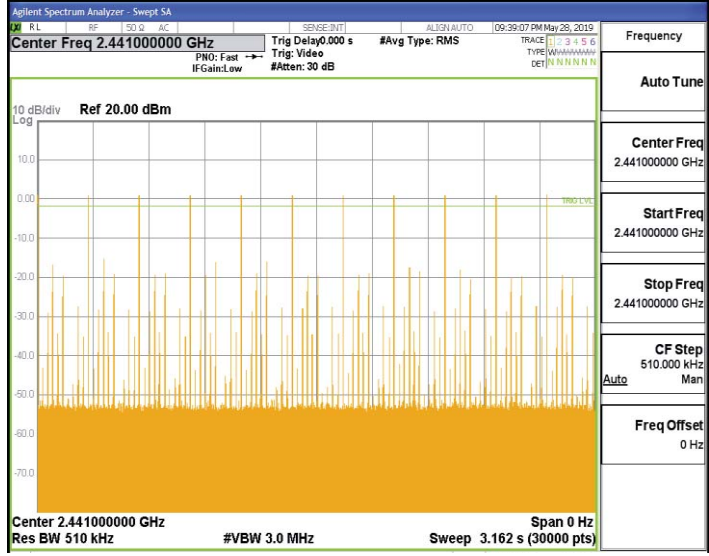
Test Graphs





DH5_Ant1_Hop



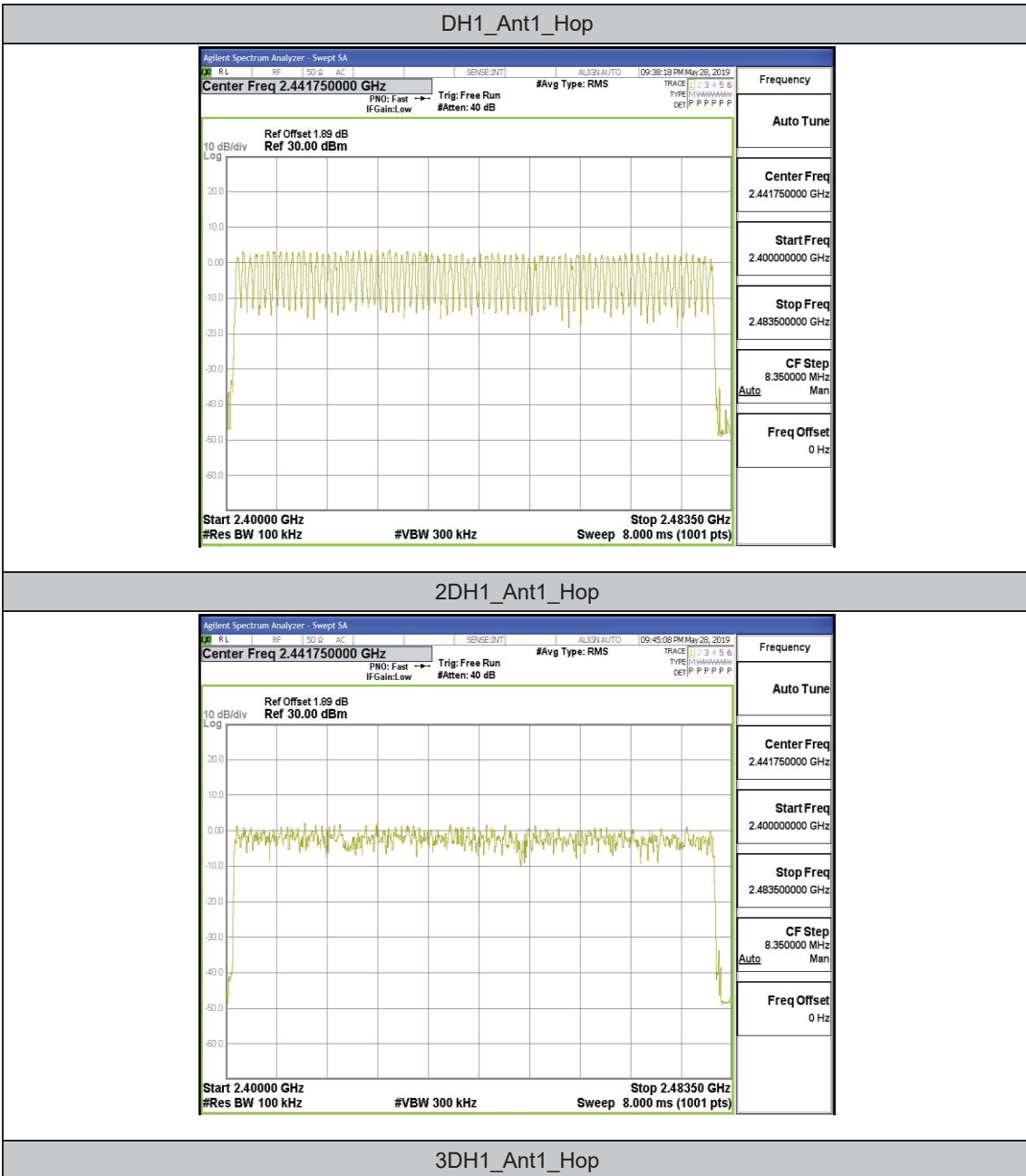


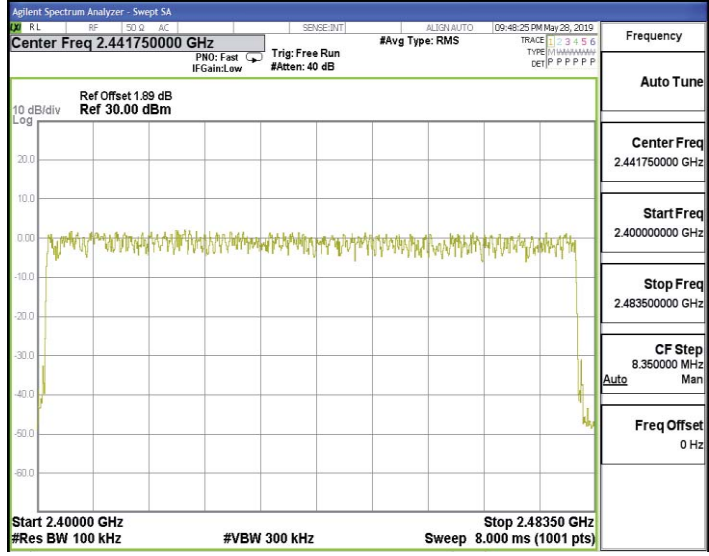
AppendixF: Number of hopping channels

Test Result

TestMode	Antenna	Channel	Result[Num]	Limit[Num]	Verdict
DH1	Ant1	Hop	79	>=15	PASS
2DH1	Ant1	Hop	79	>=15	PASS
3DH1	Ant1	Hop	79	>=15	PASS

Test Graphs





AppendixG:Band edge measurements

Test Result

TestMode	Antenna	ChName	Channel	RefLevel [dBm]	Result [dBm]	Limit [dBm]	Verdict
DH1	Ant1	Low	2402	2.80	-39.88	<=-17.2	PASS
		High	2480	2.15	-48.26	<=-17.85	PASS
		Low	Hop_2402	2.60	-42.96	-17.4	PASS
		High	Hop_2480	2.25	-49.05	-17.75	PASS
2DH1	Ant1	Low	2402	1.49	-38.47	<=-18.51	PASS
		High	2480	0.89	-46.82	<=-19.11	PASS
		Low	Hop_2402	1.41	-40.41	-18.59	PASS
		High	Hop_2480	1.09	-48.63	-18.91	PASS
3DH1	Ant1	Low	2402	1.54	-39.56	<=-18.46	PASS
		High	2480	0.97	-47.36	<=-19.03	PASS
		Low	Hop_2402	1.10	-41.05	-18.9	PASS
		High	Hop_2480	1.02	-51.03	-18.98	PASS

Test Graphs

DH1_Ant1_Low_2402



DH1_Ant1_High_2480



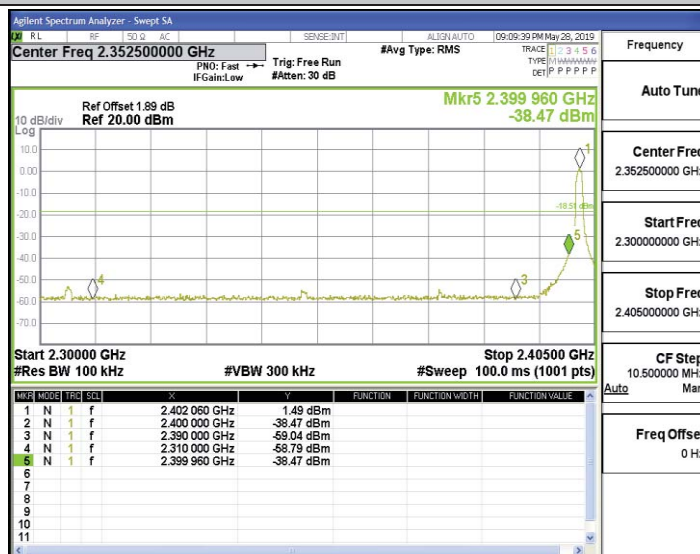
DH1_Ant1_Low_Hop_2402



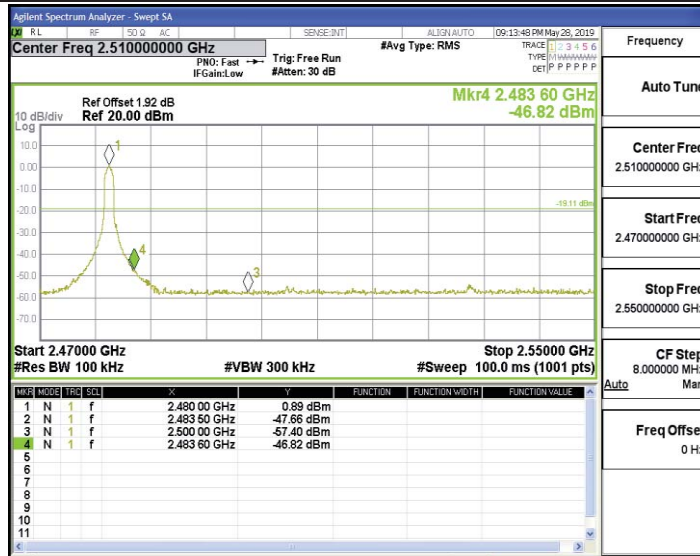
DH1_Ant1_High_Hop_2480



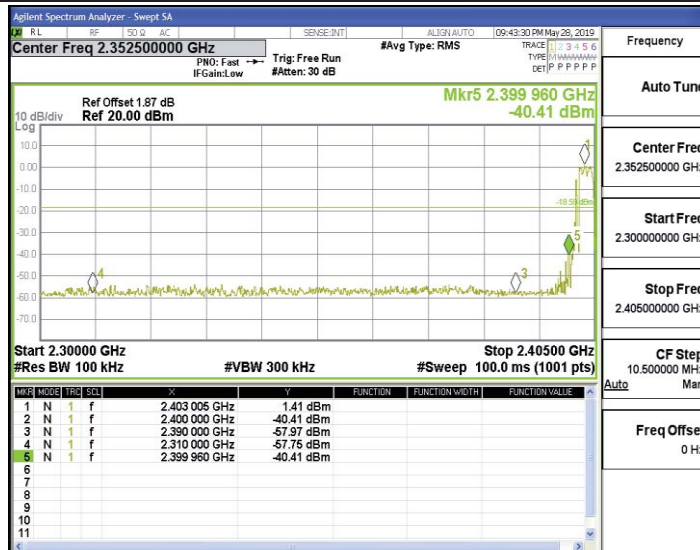
2DH1_Ant1_Low_2402



2DH1_Ant1_High_2480



2DH1_Ant1_Low_Hop_2402



2DH1_Ant1_High_Hop_2480

3DH1_Ant1_Low_Hop_2402



3DH1_Ant1_High_Hop_2480

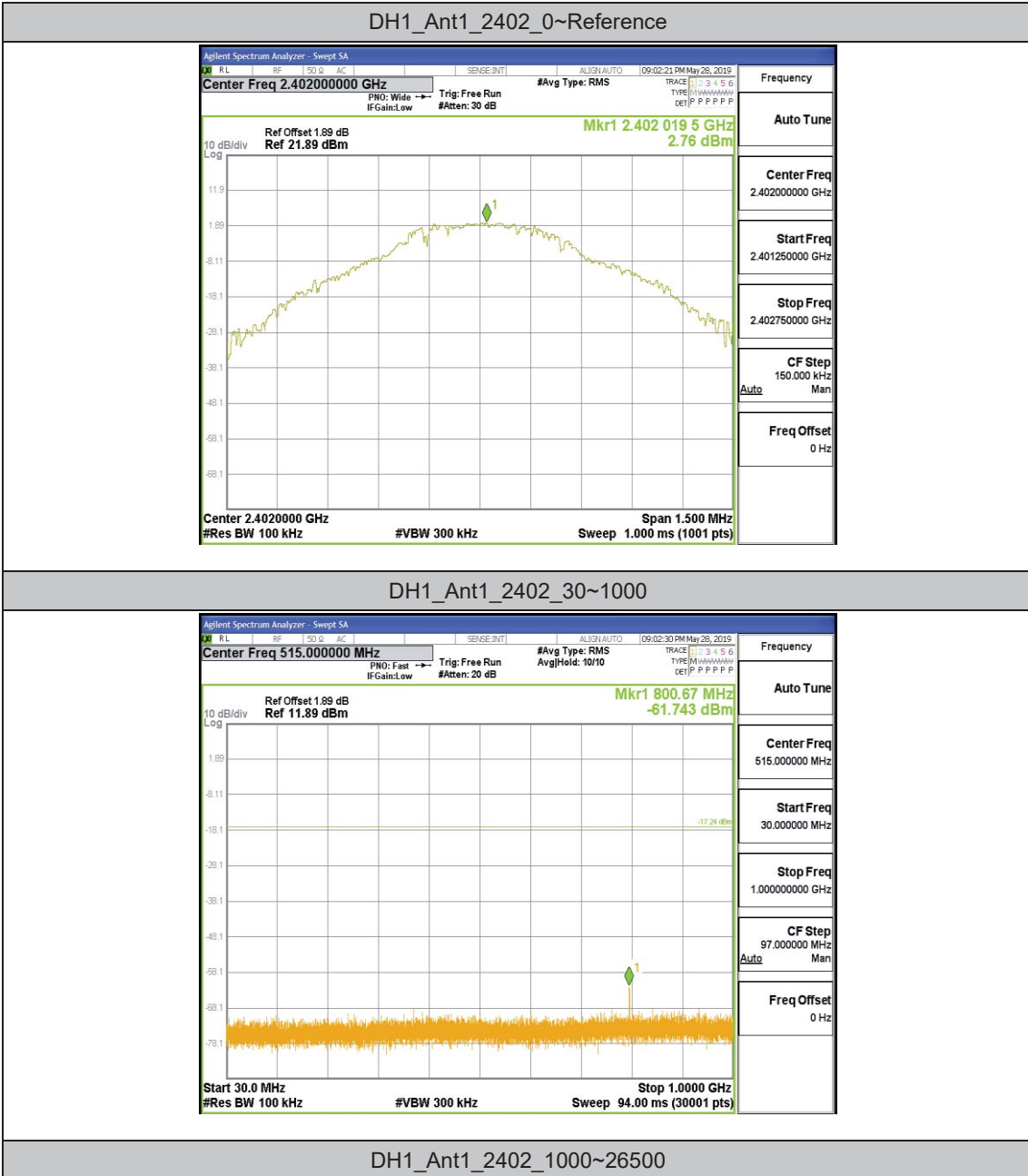


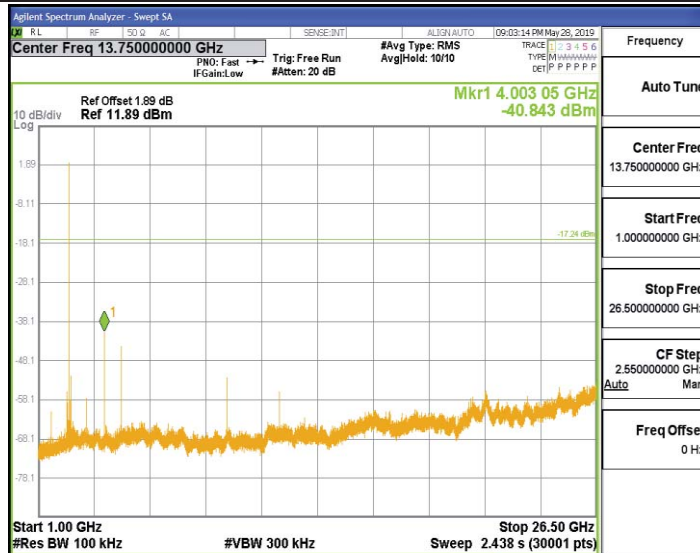
AppendixH:Conducted SpuriousEmission

Test Result

TestMode	Antenna	Channel	FreqRange [MHz]	RefLevel [dBm]	Result [dBm]	Limit [dBm]	Verdict
DH1	Ant1	2402	Reference	2.76	2.76	---	PASS
			30~1000	30~1000	-61.743	<=-17.241	PASS
			1000~26500	1000~26500	-40.843	<=-17.241	PASS
		2441	Reference	2.40	2.40	---	PASS
			30~1000	30~1000	-61.435	<=-17.596	PASS
			1000~26500	1000~26500	-41.486	<=-17.596	PASS
		2480	Reference	2.04	2.04	---	PASS
			30~1000	30~1000	-62.242	<=-17.956	PASS
			1000~26500	1000~26500	-42.948	<=-17.956	PASS
2DH1	Ant1	2402	Reference	1.44	1.44	---	PASS
			30~1000	30~1000	-64.843	<=-18.562	PASS
			1000~26500	1000~26500	-43.581	<=-18.562	PASS
		2441	Reference	1.12	1.12	---	PASS
			30~1000	30~1000	-64.709	<=-18.878	PASS
			1000~26500	1000~26500	-43.955	<=-18.878	PASS
		2480	Reference	0.85	0.85	---	PASS
			30~1000	30~1000	-62.709	<=-19.146	PASS
			1000~26500	1000~26500	-44.411	<=-19.146	PASS
3DH1	Ant1	2402	Reference	1.56	1.56	---	PASS
			30~1000	30~1000	-62.58	<=-18.444	PASS
			1000~26500	1000~26500	-43.182	<=-18.444	PASS
		2441	Reference	1.28	1.28	---	PASS
			30~1000	30~1000	-63.359	<=-18.722	PASS
			1000~26500	1000~26500	-42.387	<=-18.722	PASS
		2480	Reference	0.87	0.87	---	PASS
			30~1000	30~1000	-65.626	<=-19.132	PASS
			1000~26500	1000~26500	-46.763	<=-19.132	PASS

Test Graphs

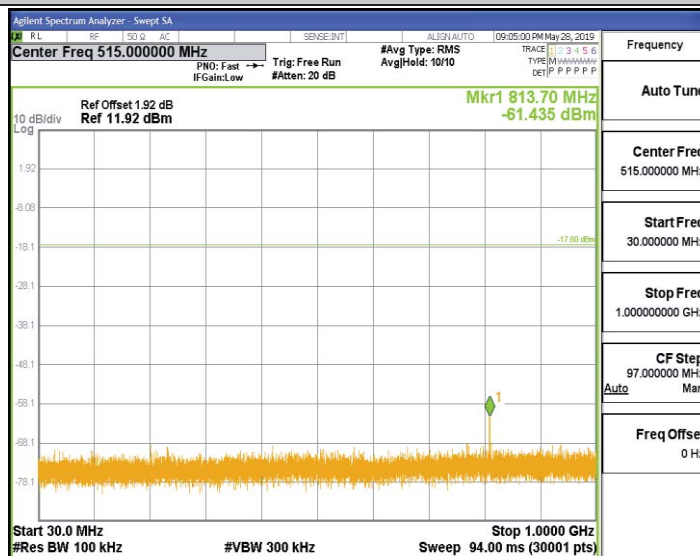




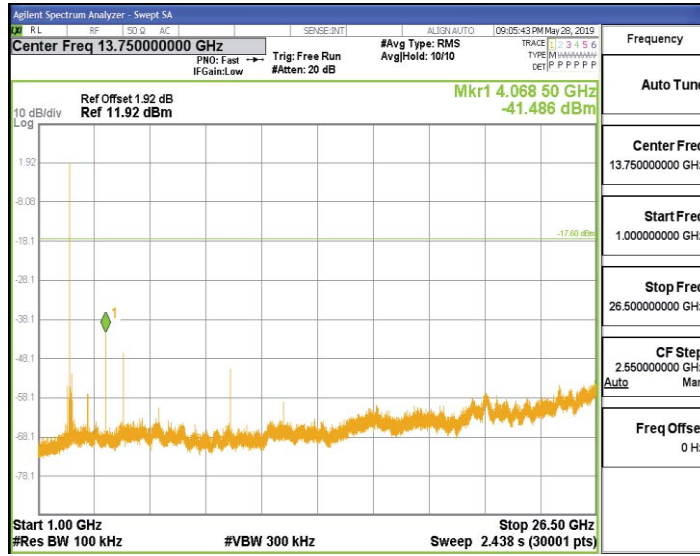
DH1_Ant1_2441_0~Reference



DH1_Ant1_2441_30~1000



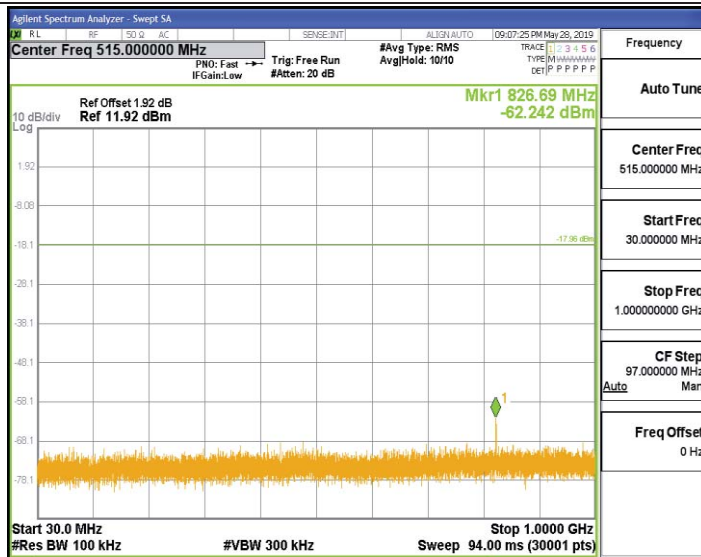
DH1_Ant1_2441_1000~26500



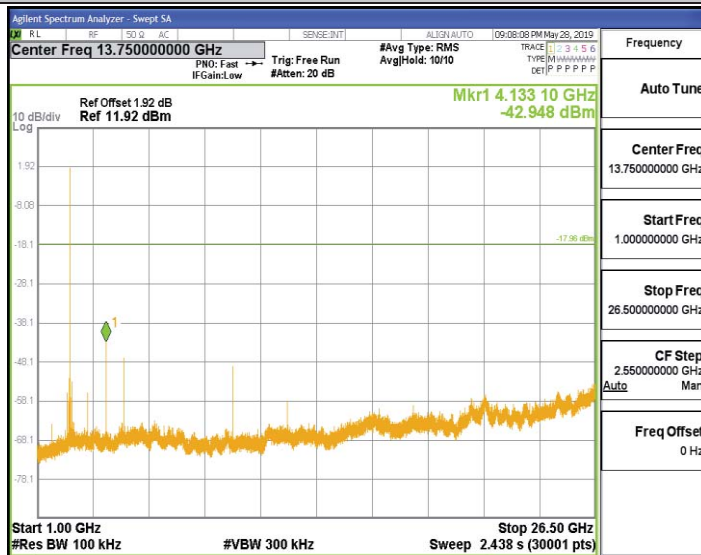
DH1_Ant1_2480_0~Reference



DH1_Ant1_2480_30~1000



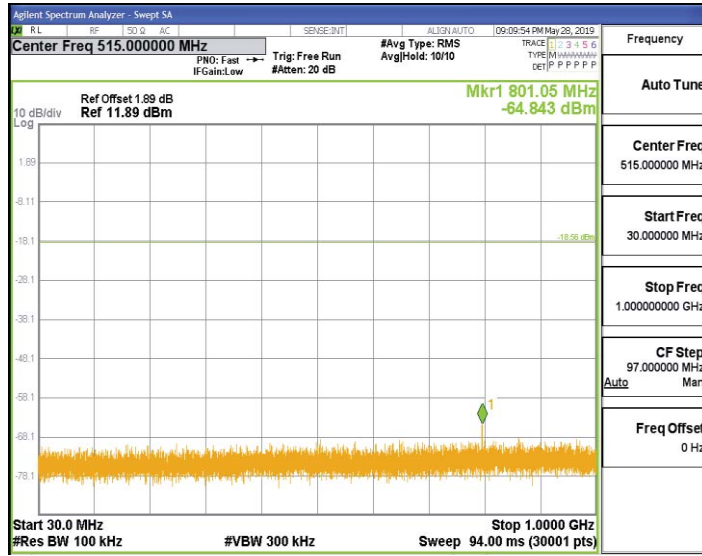
DH1_Ant1_2480_1000~26500



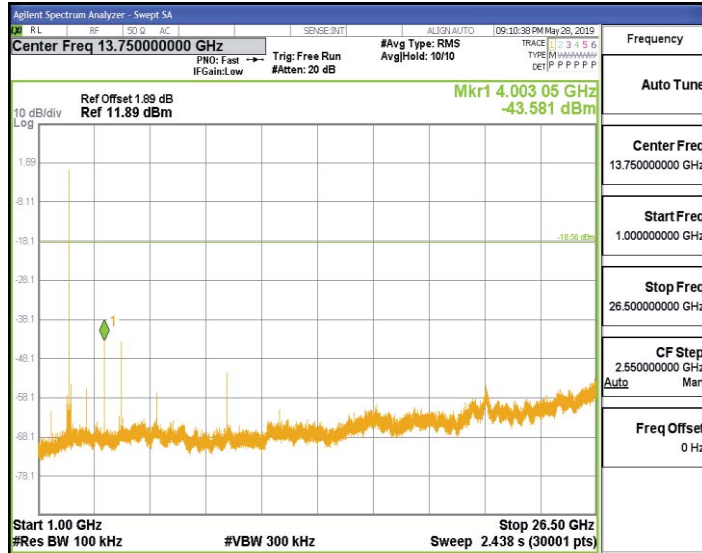
2DH1_Ant1_2402_0~Reference



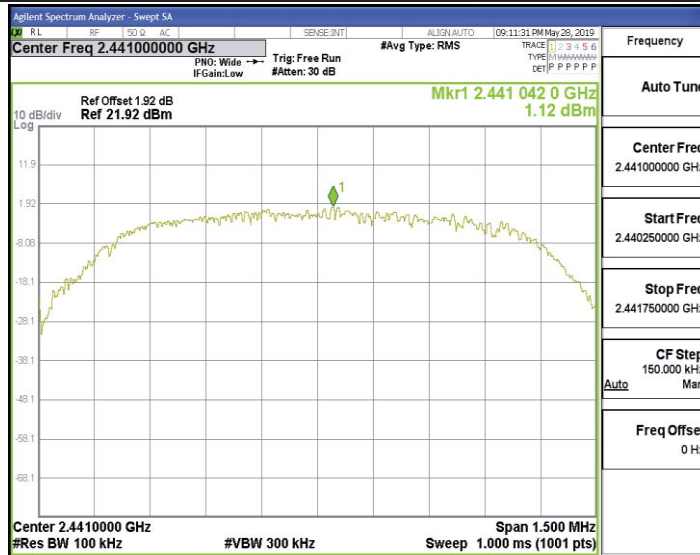
2DH1_Ant1_2402_30~1000



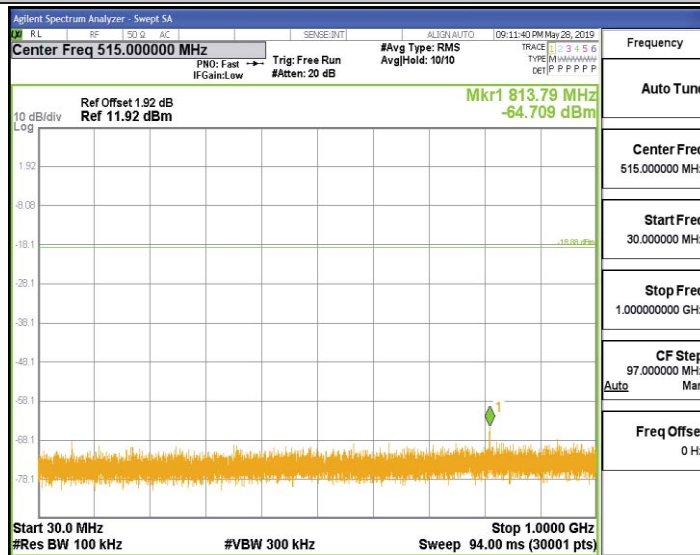
2DH1_Ant1_2402_1000~26500



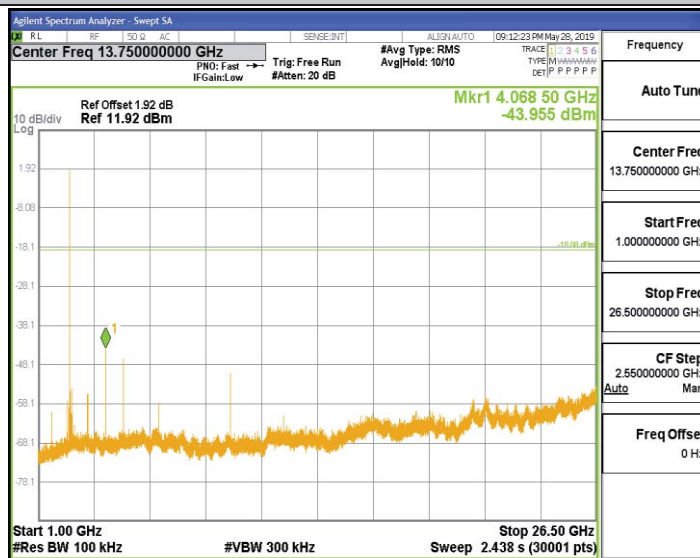
2DH1_Ant1_2441_0~Reference



2DH1_Ant1_2441_30~100



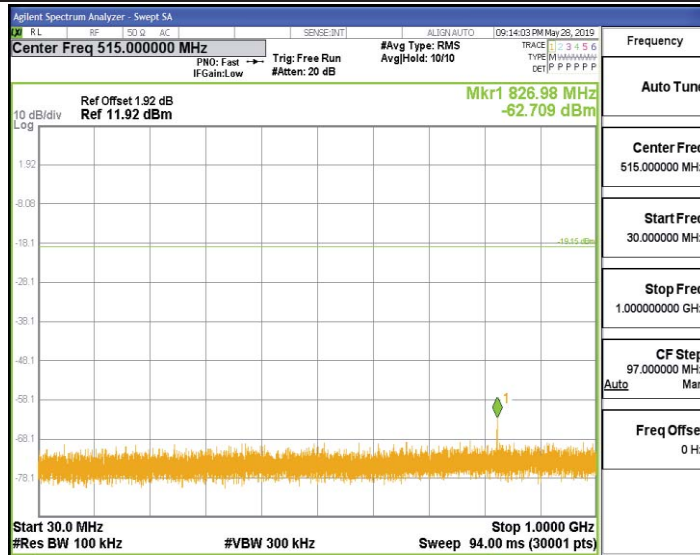
2DH1_Ant1_2441_1000~26500



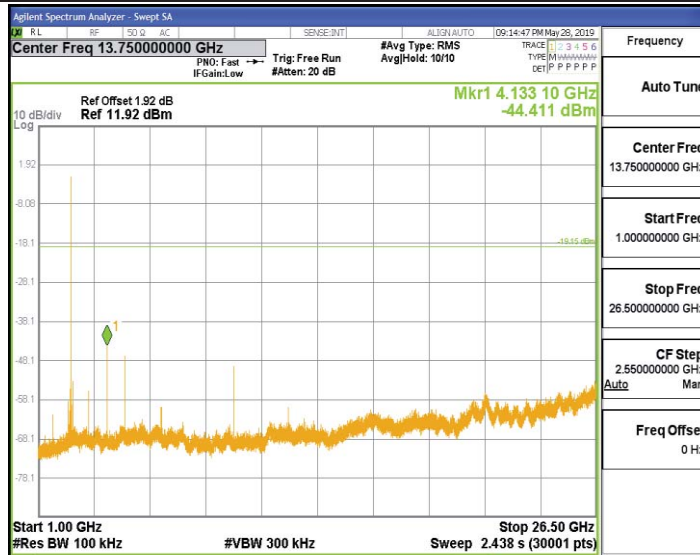
2DH1_Ant1_2480_0~Reference



2DH1_Ant1_2480_30~1000



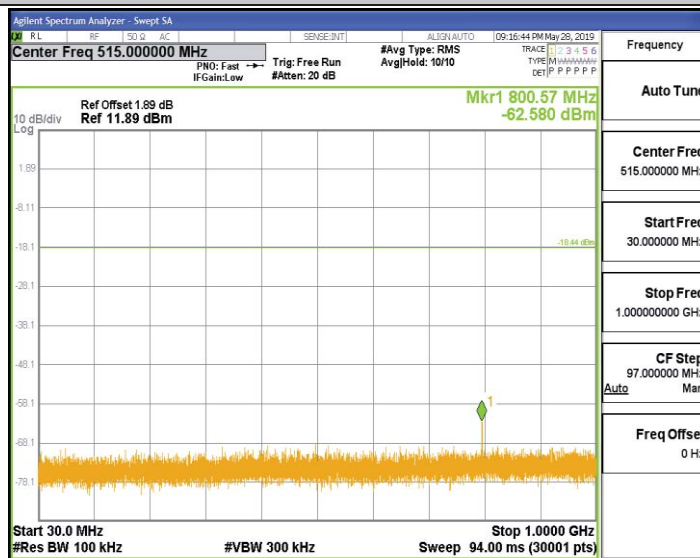
2DH1_Ant1_2480_1000~26500



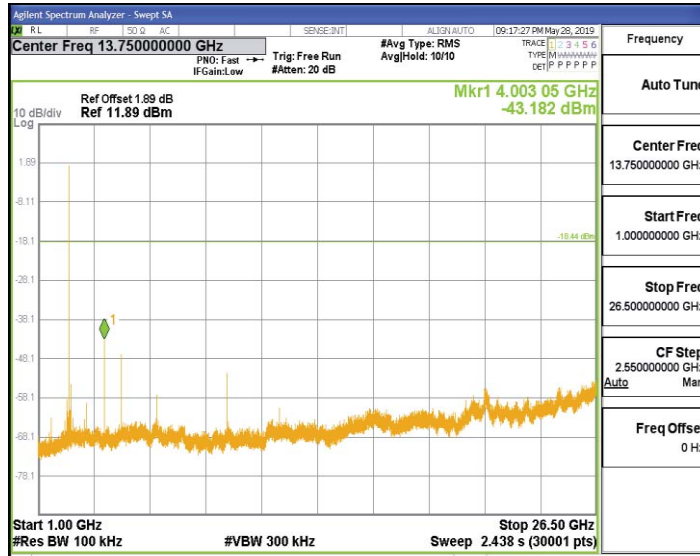
3DH1_Ant1_2402_0~Reference



3DH1_Ant1_2402_30~1000



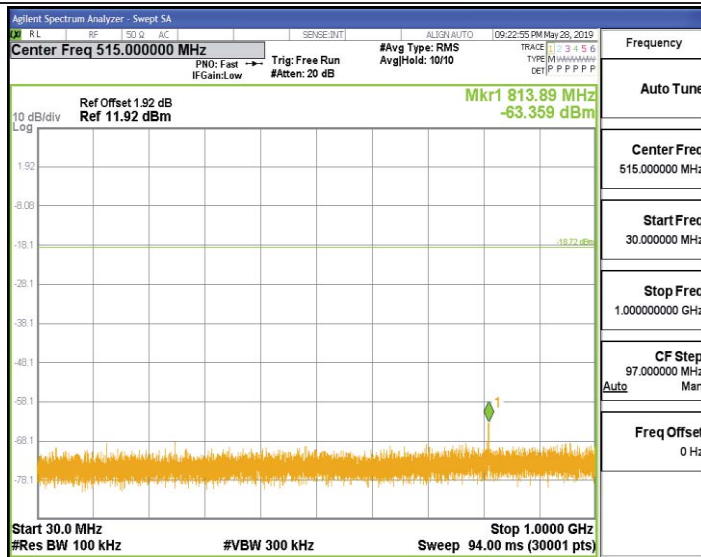
3DH1_Ant1_2402_1000~26500



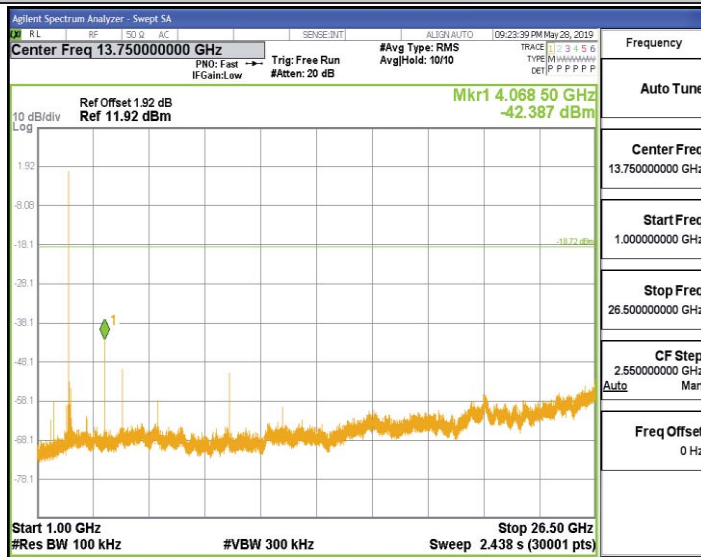
3DH1_Ant1_2441_0~Reference



3DH1_Ant1_2441_30~1000



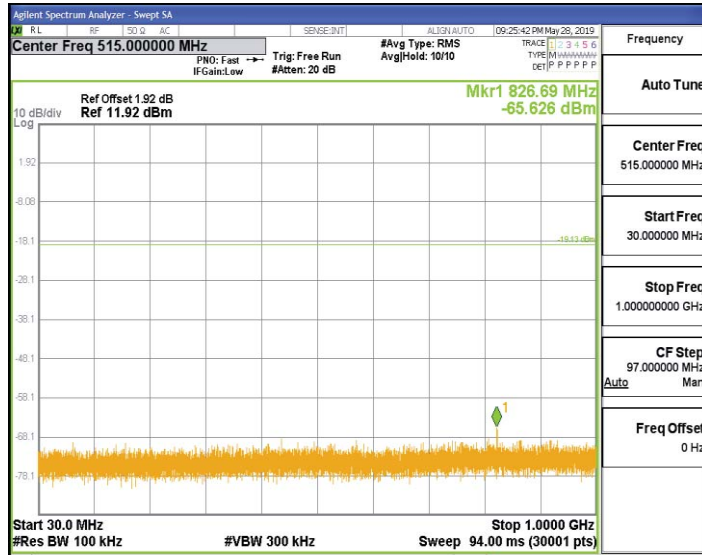
3DH1_Ant1_2441_1000~26500



3DH1_Ant1_2480_0~Reference



3DH1_Ant1_2480_30~1000



3DH1_Ant1_2480_1000~26500

