

Figure 1: Validation Waveguide Dimensions

7 VALIDATION MEASUREMENT

The IEEE Std. 1528 and CEI/IEC 62209 standards state that the system validation measurements must be performed using a reference waveguide meeting the fore mentioned return loss and mechanical dimension requirements. The validation measurement must be performed with the matching layer placed in the open end of the waveguide, with the waveguide and matching layer in direct contact with the phantom shell.

7.1 HEAD LIQUID MEASUREMENT

| Frequency MHz | Relative permittivity (ϵ_r') | | Conductivity (σ) S/m | |
|------------------|---|----------|-------------------------------|----------|
| | required | measured | required | measured |
| 5000 | 36.2 ±10 % | | 4.45 ±10 % | |
| 5100 | 36.1 ±10 % | | 4.56 ±10 % | |
| 5200 | 36.0 ±10 % | PASS | 4.66 ±10 % | PASS |
| 5300 | 35.9 ±10 % | | 4.76 ±10 % | |
| 5400 | 35.8 ±10 % | PASS | 4.86 ±10 % | PASS |
| 5500 | 35.6 ±10 % | | 4.97 ±10 % | |
| 5600 | 35.5 ±10 % | PASS | 5.07 ±10 % | PASS |
| 5700 | 35.4 ±10 % | | 5.17 ±10 % | |
| 5800 | 35.3 ±10 % | PASS | 5.27 ±10 % | PASS |
| 5900 | 35.2 ±10 % | | 5.38 ±10 % | |
| 6000 | 35.1 ±10 % | | 5.48 ±10 % | |

7.2 SAR MEASUREMENT RESULT WITH HEAD LIQUID

At those frequencies, the target SAR value can not be generic. Hereunder is the target SAR value defined by MVG, within the uncertainty for the system validation. All SAR values are normalized to 1 W net power. In bracket, the measured SAR is given with the used input power.

Page: 7/13

This document shall not be reproduced, except in full or in part, without the written approval of MVG. The information contained herein is to be used only for the purpose for which it is submitted and is not to be released in whole or part without written approval of MVG.





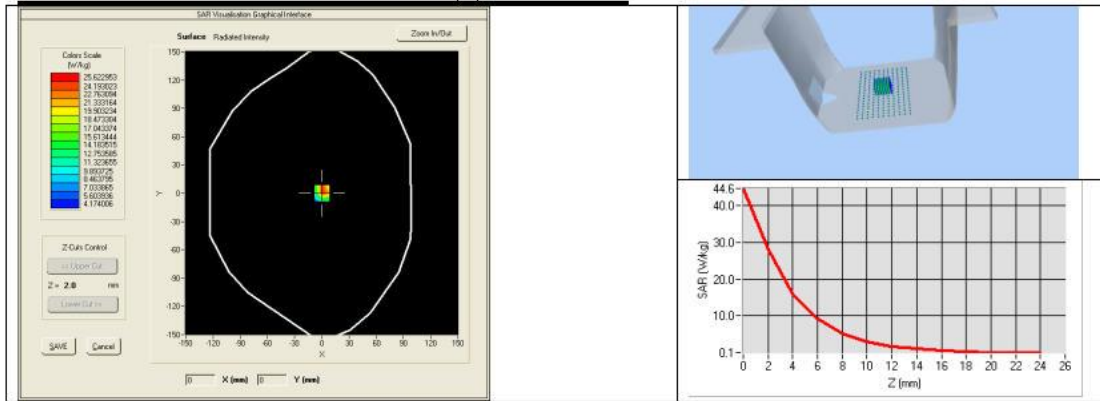
SAR REFERENCE WAVEGUIDE CALIBRATION REPORT

Re: ACR.273.5.18.SATU.A

| | |
|--|--|
| Software | OPENSAR V4 |
| Phantom | SN 20/09 SAM71 |
| Probe | SN 18/11 EPG122 |
| Liquid | Head Liquid Values 5200 MHz: eps':35.64 sigma : 4.67 Head Liquid Values 5400 MHz: eps':36.44 sigma : 4.87 Head Liquid Values 5600 MHz: eps':36.66 sigma : 5.17 Head Liquid Values 5800 MHz: eps':35.31 sigma : 5.31 |
| Distance between dipole waveguide and liquid | 0 mm |
| Area scan resolution | dx=8mm/dy=8mm |
| Zoon Scan Resolution | dx=4mm/dy=4m/dz=2mm |
| Frequency | 5200 MHz 5400 MHz 5600 MHz 5800 MHz |
| Input power | 20 dBm |
| Liquid Temperature | 21 °C |
| Lab Temperature | 21 °C |
| Lab Humidity | 45 % |

| Frequency (MHz) | 1 g SAR (W/kg) | | 10 g SAR (W/kg) | |
|-----------------|----------------|----------------|-----------------|--------------|
| | required | measured | required | measured |
| 5200 | 159.00 | 165.77 (16.58) | 56.90 | 57.20 (5.72) |
| 5400 | 166.40 | 173.20 (17.32) | 58.43 | 59.22 (5.92) |
| 5600 | 173.80 | 179.61 (17.96) | 59.97 | 60.98 (6.10) |
| 5800 | 181.20 | 186.77 (18.68) | 61.50 | 62.84 (6.28) |

SAR MEASUREMENT PLOTS @ 5200 MHz



This document shall not be reproduced, except in full or in part, without the written approval of MVG. The information contained herein is to be used only for the purpose for which it is submitted and is not to be released in whole or part without written approval of MVG.

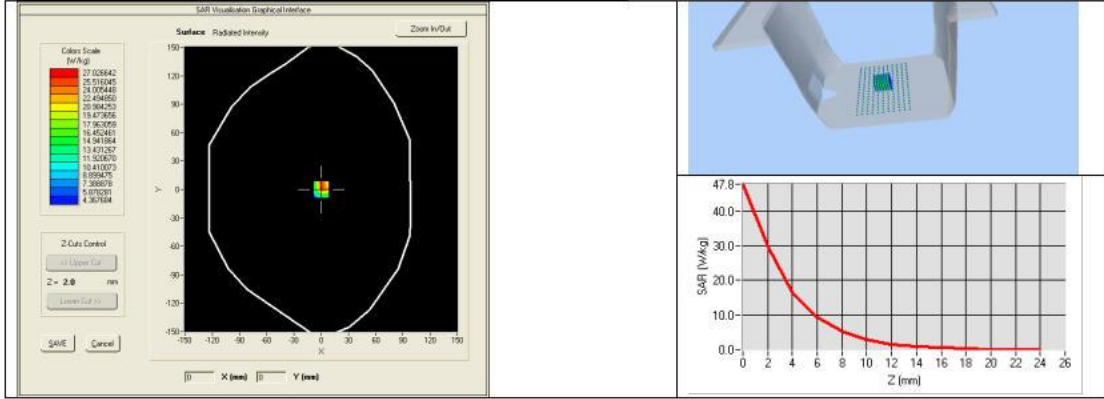




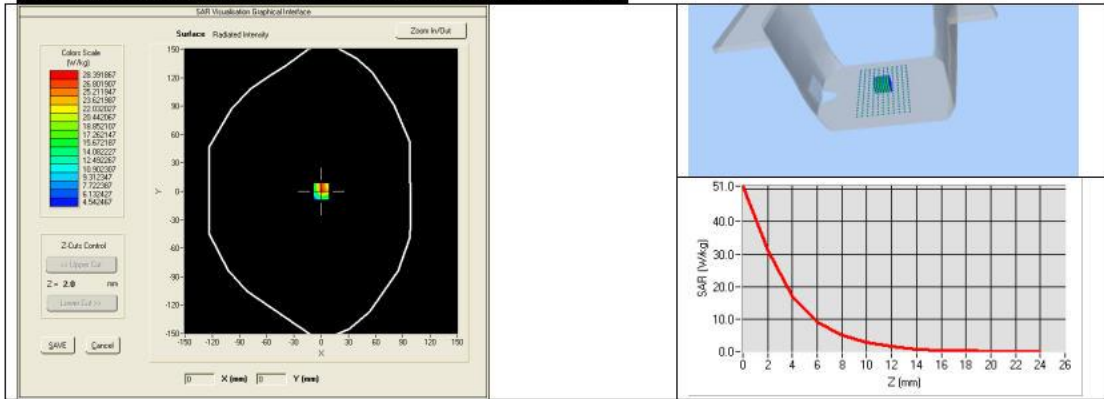
SAR REFERENCE WAVEGUIDE CALIBRATION REPORT

Re: E-ACR-273.5.18.SATU.A

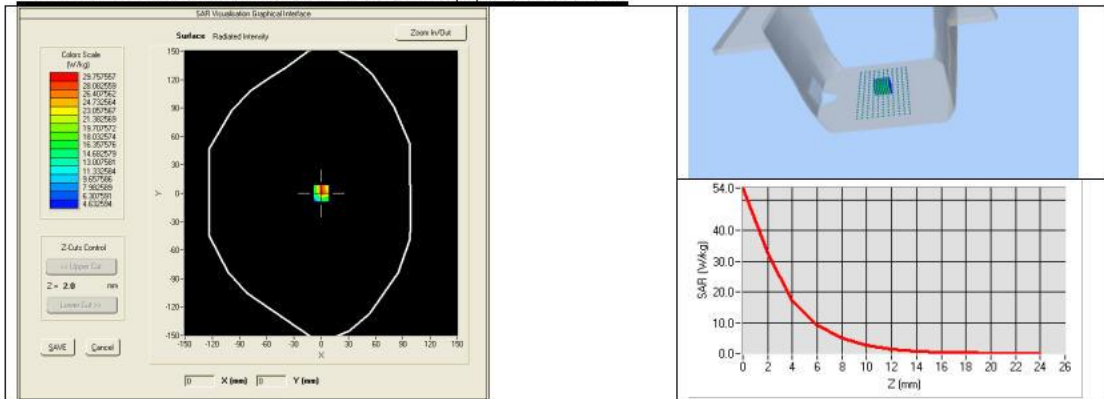
SAR MEASUREMENT PLOTS @ 5400 MHz



SAR MEASUREMENT PLOTS @ 5600 MHz



SAR MEASUREMENT PLOTS @ 5800 MHz



This document shall not be reproduced, except in full or in part, without the written approval of MVG. The information contained herein is to be used only for the purpose for which it is submitted and is not to be released in whole or part without written approval of MVG.





SAR REFERENCE WAVEGUIDE CALIBRATION REPORT

Re: E-ACR.273.5.18.SATU.A

7.3 BODY LIQUID MEASUREMENT

| Frequency MHz | Relative permittivity (ϵ_r') | | Conductivity (σ) S/m | |
|---------------|---|----------|-------------------------------|----------|
| | required | measured | required | measured |
| 5200 | 49.0 \pm 10 % | PASS | 5.30 \pm 10 % | PASS |
| 5300 | 48.9 \pm 10 % | | 5.42 \pm 10 % | |
| 5400 | 48.7 \pm 10 % | PASS | 5.53 \pm 10 % | PASS |
| 5500 | 48.6 \pm 10 % | | 5.65 \pm 10 % | |
| 5600 | 48.5 \pm 10 % | PASS | 5.77 \pm 10 % | PASS |
| 5800 | 48.2 \pm 10 % | PASS | 6.00 \pm 10 % | PASS |

7.4 SAR MEASUREMENT RESULT WITH BODY LIQUID

| | |
|--|--|
| Software | OPENSAR V4 |
| Phantom | SN 20/09 SAM71 |
| Probe | SN 18/11 EPG122 |
| Liquid | Body Liquid Values 5200 MHz: ϵ_r' :48.64 sigma : 5.51 Body Liquid Values 5400 MHz: ϵ_r' :46.52 sigma : 5.77 Body Liquid Values 5600 MHz: ϵ_r' :46.79 sigma : 5.77 Body Liquid Values 5800 MHz: ϵ_r' :47.04 sigma : 6.10 |
| Distance between dipole waveguide and liquid | 0 mm |
| Area scan resolution | dx=8mm/dy=8mm |
| Zoon Scan Resolution | dx=4mm/dy=4m/dz=2mm |
| Frequency | 5200 MHz 5400 MHz 5600 MHz 5800 MHz |
| Input power | 20 dBm |
| Liquid Temperature | 21 °C |
| Lab Temperature | 21 °C |
| Lab Humidity | 45 % |

| Frequency (MHz) | 1 g SAR (W/kg) | 10 g SAR (W/kg) |
|-----------------|----------------|-----------------|
| | measured | measured |
| 5200 | 159.09 (15.91) | 56.13 (5.61) |
| 5400 | 164.56 (16.46) | 57.31 (5.73) |
| 5600 | 172.25 (17.23) | 59.72 (5.97) |
| 5800 | 177.77 (17.78) | 61.06 (6.11) |

This document shall not be reproduced, except in full or in part, without the written approval of MVG. The information contained herein is to be used only for the purpose for which it is submitted and is not to be released in whole or part without written approval of MVG.

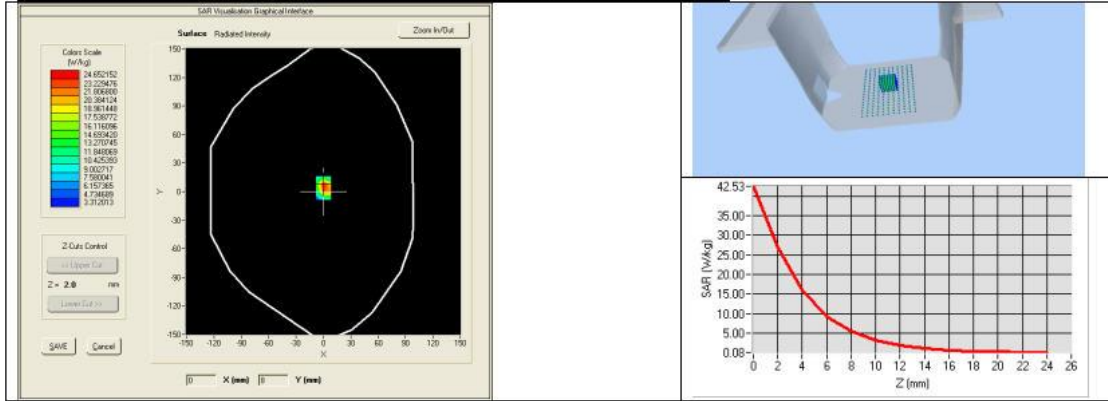




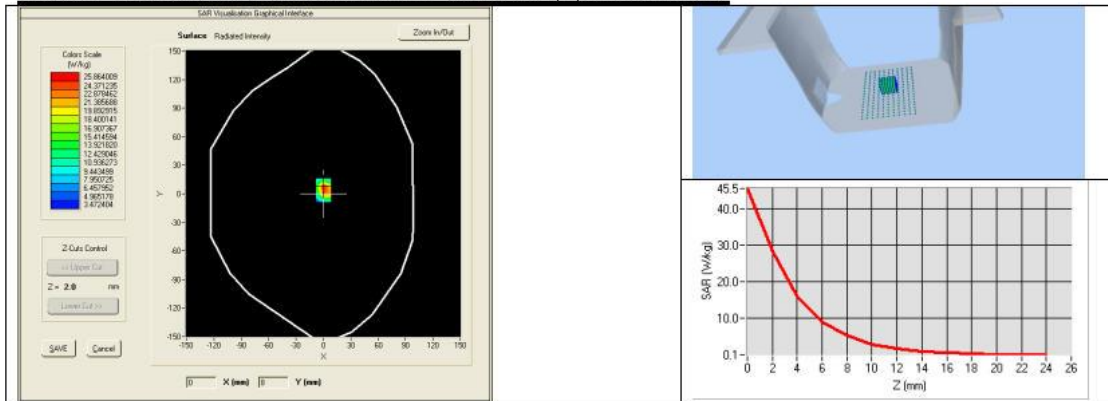
SAR REFERENCE WAVEGUIDE CALIBRATION REPORT

Re: E-ACR.273.5.18.SATU.A

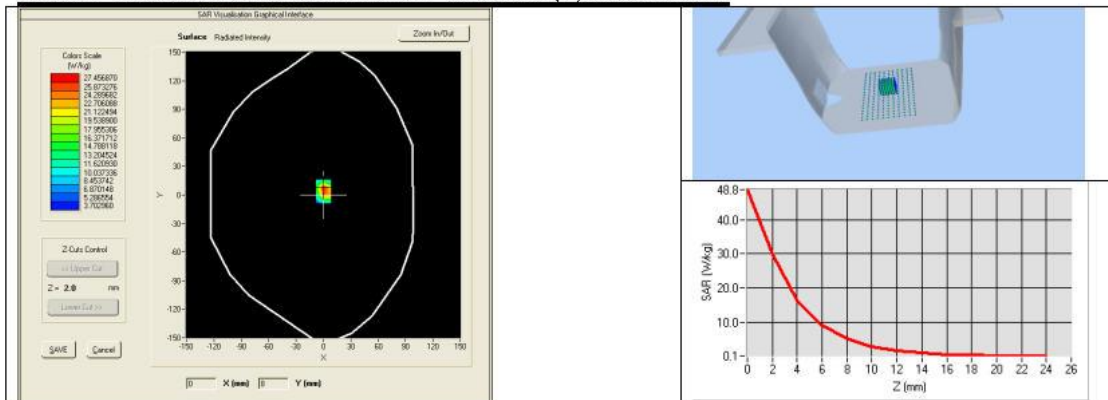
BODY SAR MEASUREMENT PLOTS @ 5200 MHz



BODY SAR MEASUREMENT PLOTS @ 5400 MHz



BODY SAR MEASUREMENT PLOTS @ 5600 MHz



This document shall not be reproduced, except in full or in part, without the written approval of MVG. The information contained herein is to be used only for the purpose for which it is submitted and is not to be released in whole or part without written approval of MVG.

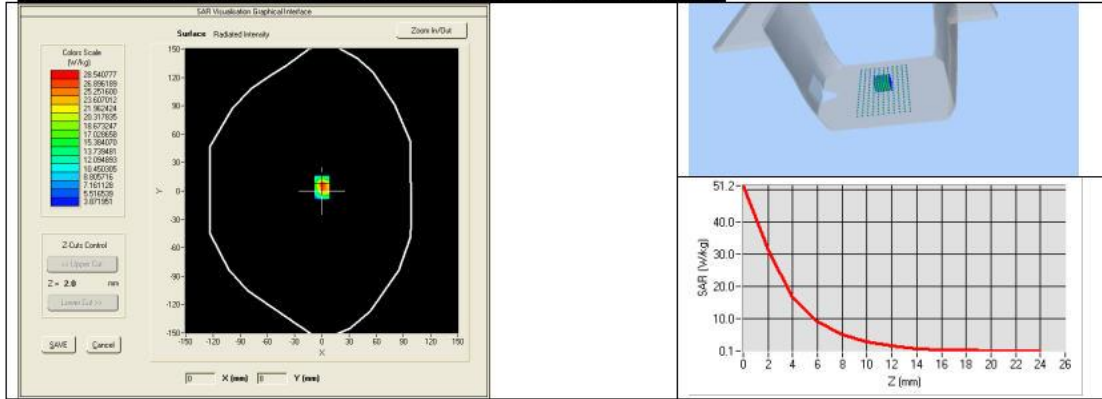




SAR REFERENCE WAVEGUIDE CALIBRATION REPORT

Ref: ACR.273.5.18.SATU.A

BODY SAR MEASUREMENT PLOTS @ 5800 MHz



This document shall not be reproduced, except in full or in part, without the written approval of MVG. The information contained herein is to be used only for the purpose for which it is submitted and is not to be released in whole or part without written approval of MVG.





8 LIST OF EQUIPMENT

| Equipment Summary Sheet | | | | |
|---------------------------------|----------------------|--------------------|---|---|
| Equipment Description | Manufacturer / Model | Identification No. | Current Calibration Date | Next Calibration Date |
| Flat Phantom | MVG | SN-20/09-SAM71 | Validated. No cal required. | Validated. No cal required. |
| COMOSAR Test Bench | Version 3 | NA | Validated. No cal required. | Validated. No cal required. |
| Network Analyzer | Rhode & Schwarz ZVA | SN100132 | 06/2021 | 06/2024 |
| Calipers | Carrera | CALIPER-01 | 01/2020 | 01/2023 |
| Reference Probe | MVG | EPG122 SN 18/11 | 08/2021 | 08/2022 |
| Multimeter | Keithley 2000 | 1188656 | 01/2020 | 01/2023 |
| Signal Generator | Agilent E4438C | MY49070581 | 01/2020 | 01/2023 |
| Amplifier | Aethercomm | SN 046 | Characterized prior to test. No cal required. | Characterized prior to test. No cal required. |
| Power Meter | HP E4418A | US38261498 | 11/2020 | 11/2023 |
| Power Sensor | HP ECP-E26A | US37181460 | 01/2020 | 01/2023 |
| Directional Coupler | Narda 4216-20 | 01386 | Characterized prior to test. No cal required. | Characterized prior to test. No cal required. |
| Temperature and Humidity Sensor | Control Company | 150798832 | 11/2020 | 11/2023 |




This document shall not be reproduced, except in full or in part, without the written approval of MVG. The information contained herein is to be used only for the purpose for which it is submitted and is not to be released in whole or part without written approval of MVG.




6. EUT TEST PHOTOGRAPHS

6.1 Photograph of liquid depth



Photograph of the depth in the Head Phantom (2450MHz, 15.8cm depth)




Photograph of the depth in the Head Phantom (5200MHz, 16.2cm depth)






Photograph of the depth in the Head Phantom (5300MHz, 16.1cm depth)



Photograph of the depth in the Head Phantom (5500MHz, 15.5cm depth)





Photograph of the depth in the Head Phantom (5800MHz, 15.4cm depth)





6.2 Photograph of the Test

Please refer to separated files for Test Setup Photos of SAR.





7. EUT PHOTOGRAPHS

Please refer to separated files for Test Setup Photos of SAR.

.....**The End of Test Report**.....

