



Shenzhen Huaxia Testing Technology Co., Ltd

1F., Block A of Tongsheng Technology Building, Huahui Road, Dalang Street, Longhua District, Shenzhen, China

Telephone: +86-755-26648640
Fax: +86-755-26648637
Website: www.cqa-cert.com

Report Template Version: V05
Report Template Revision Date: 2018-07-06

Test Report

Report No.: CQASZ20240300430E-02
Applicant: Shenzhen Hollyland Technology Co., Ltd
Address of Applicant: 8F, Building 5D, Skyworth Innovation Valley, Tangtou Road. Shiyan Street, Baoan District Shenzhen, China

Equipment Under Test (EUT):

Product: WIRELESS VIDEO TRANSMISSION SYSTEM

Model No.: Pyro S

Teat Model No.: Pyro S

Brand Name:



FCC ID: 2ADZC-9831R

Standards: 47 CFR Part 15, Subpart E
KDB 789033 D02 General UNII Test Procedures New Rules v02r01

Date of Receipt: 2024-03-11

Date of Test: 2024-03-11 to 2024-03-25

Date of Issue: 2024-04-07

Test Result: **PASS***

*In the configuration tested, the EUT complied with the standards specified above.

Tested By:
 Lewis Zhou
 (Lewis Zhou)

Reviewed By:
 Timo Lei
 (Timo Lei)

Approved By:
 Alex
 (Alex Wang)



The test report is effective only with both signature and specialized stamp, The result(s) shown in this report refer only to the sample(s) tested. Without written approval of CQA, this report can't be reproduced except in full.

1 Version

Revision History Of Report

Report No.	Version	Description	Issue Date
CQASZ20240300430E-02	Rev.01	Initial report	2024-04-07

2 Test Summary

Test Item	Test Requirement	Test method	Result
Antenna Requirement	47 CFR Part 15 Subpart C Section 15.203	ANSI C63.10-2013; KDB789033	PASS
AC Power Line Conducted Emission	47 CFR Part 15 Subpart E Section 15.207	ANSI C63.10-2013; KDB789033	PASS
Maximum Conducted Output Power	47 CFR Part 15 Subpart C Section 15.407 (a)	ANSI C63.10-2013; KDB789033	PASS
Emission Bandwidth	47 CFR Part 15 Subpart C Section 15.407 (a)(e)	ANSI C63.10-2013; KDB789033	PASS
Maximum Power Spectral Density	47 CFR Part 15 Subpart E Section 15.407 (a)	ANSI C63.10-2013; KDB789033	PASS
Band Edge Measurements	47 CFR Part 15 Subpart C Section 15.209 &15.407(b)	ANSI C63.10-2013; KDB789033	PASS
Frequency stability	47 CFR Part 15 Subpart E Section 15.407 (g)	ANSI C63.10-2013; KDB789033	PASS
Operation in the absence of information to the transmit	47 CFR Part 15 Subpart E Section 15.407 (c)	47 CFR Part 15 Subpart E	PASS
Radiated Spurious Emissions	47 CFR Part 15 Subpart E Section 15.407 (b)	ANSI C63.10-2013; KDB789033	PASS

Remark:

The tested sample(s) and the sample information are provided by the client.

Tx: In this whole report Tx (or tx) means Transmitter.

Rx: In this whole report Rx (or rx) means Receiver.

RF: In this whole report RF means Radiated Frequency.

CH: In this whole report CH means channel.

Volt: In this whole report Volt means Voltage.

Temp: In this whole report Temp means Temperature.

Humid: In this whole report Humid means humidity.

Press: In this whole report Press means Pressure.

N/A: In this whole report not application

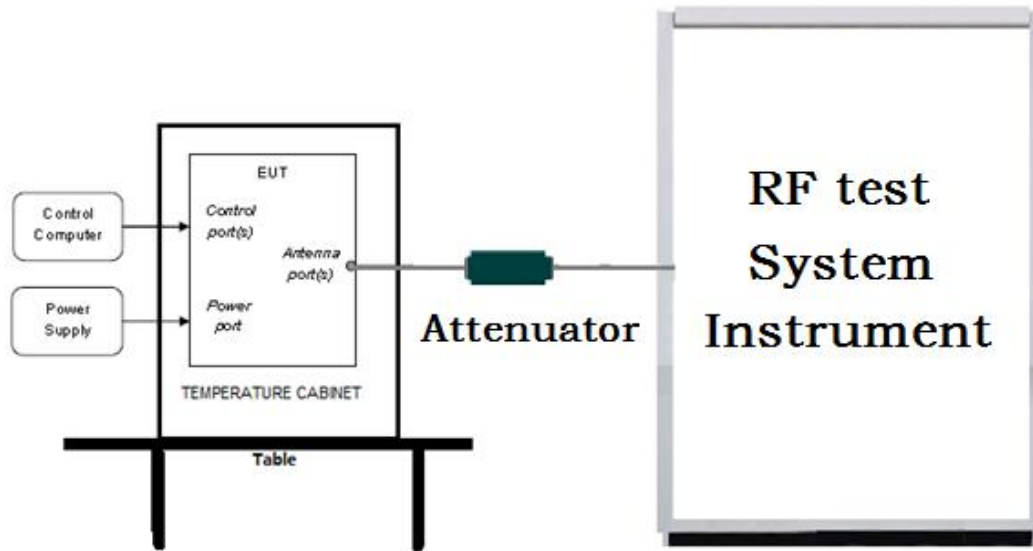
3 Content

	Page
1 VERSION	2
2 TEST SUMMARY	3
3 CONTENT	4
4 TEST REQUIREMENT	5
4.1 TEST SETUP	5
4.1.1 For Conducted test setup	5
4.1.2 For Radiated Emissions test setup	5
4.1.3 For Conducted Emissions test setup	6
4.2 TEST ENVIRONMENT	6
4.3 TEST CONDITION	7
5 GENERAL INFORMATION	9
5.1 CLIENT INFORMATION	9
5.2 GENERAL DESCRIPTION OF EUT	9
5.3 PRODUCT SPECIFICATION SUBJECTIVE TO THIS STANDARD	10
5.4 DESCRIPTION OF SUPPORT UNITS	11
5.5 TEST LOCATION	12
5.6 TEST FACILITY	12
5.7 DEVIATION FROM STANDARDS	12
5.8 ABNORMALITIES FROM STANDARD CONDITIONS	12
5.9 OTHER INFORMATION REQUESTED BY THE CUSTOMER	12
5.10 MEASUREMENT UNCERTAINTY (95% CONFIDENCE LEVELS, K=2)	12
6 EQUIPMENT LIST	13
7 RADIO TECHNICAL REQUIREMENTS SPECIFICATION	14
Appendix A): Emission Bandwidth	15
Appendix B): Maximum Conduct Output Power	72
Appendix C): Maximum Power Spectral Density	77
Appendix D): Band Edge Measurements	108
7.1.1 Test Graphs B1	110
7.1.2 Test Graphs B4	115
7.1.3 Test Graphs B1	120
7.1.4 Test Graphs B4	125
Appendix E): Frequency Stability	130
Appendix F): Antenna Requirement	135
Appendix G): Operation in the absence of information to the transmit	136
Appendix H): AC Power Line Conducted Emission	137
Appendix I): Restricted bands around fundamental frequency (Radiated Emission)	140
Appendix J): Radiated Spurious Emissions	147
8 PHOTOGRAPHS - EUT TEST SETUP	154
9 PHOTOGRAPHS - EUT CONSTRUCTIONAL DETAILS	155

4 Test Requirement

4.1 Test setup

4.1.1 For Conducted test setup



4.1.2 For Radiated Emissions test setup

Radiated Emissions setup:

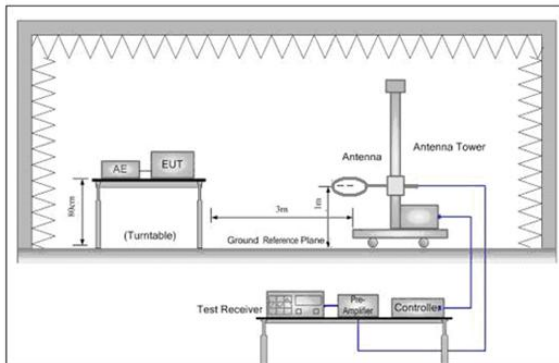


Figure 1. Below 30MHz

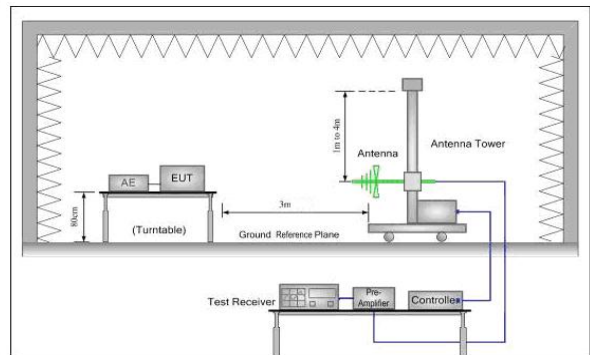


Figure 2. 30MHz to 1GHz

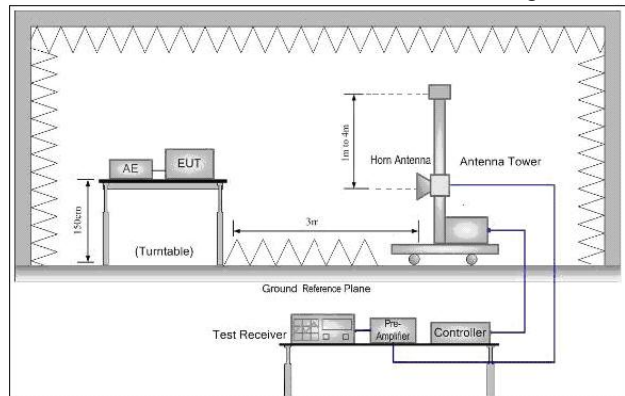
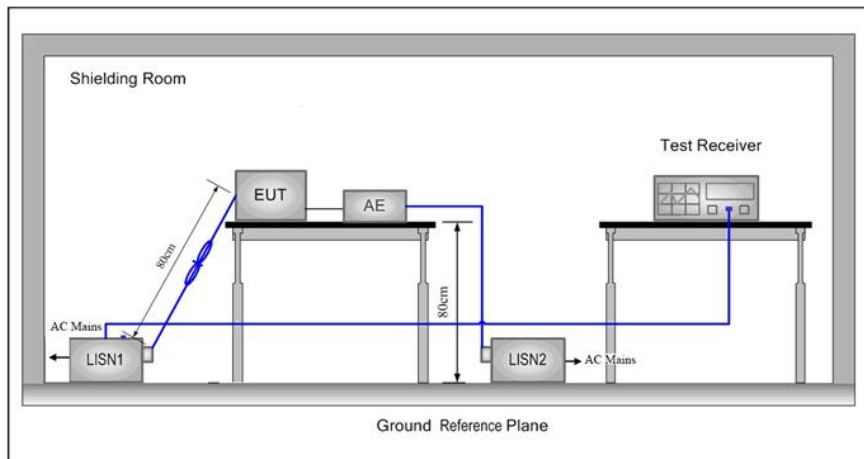


Figure 3. Above 1GHz

4.1.3 For Conducted Emissions test setup

Conducted Emissions setup



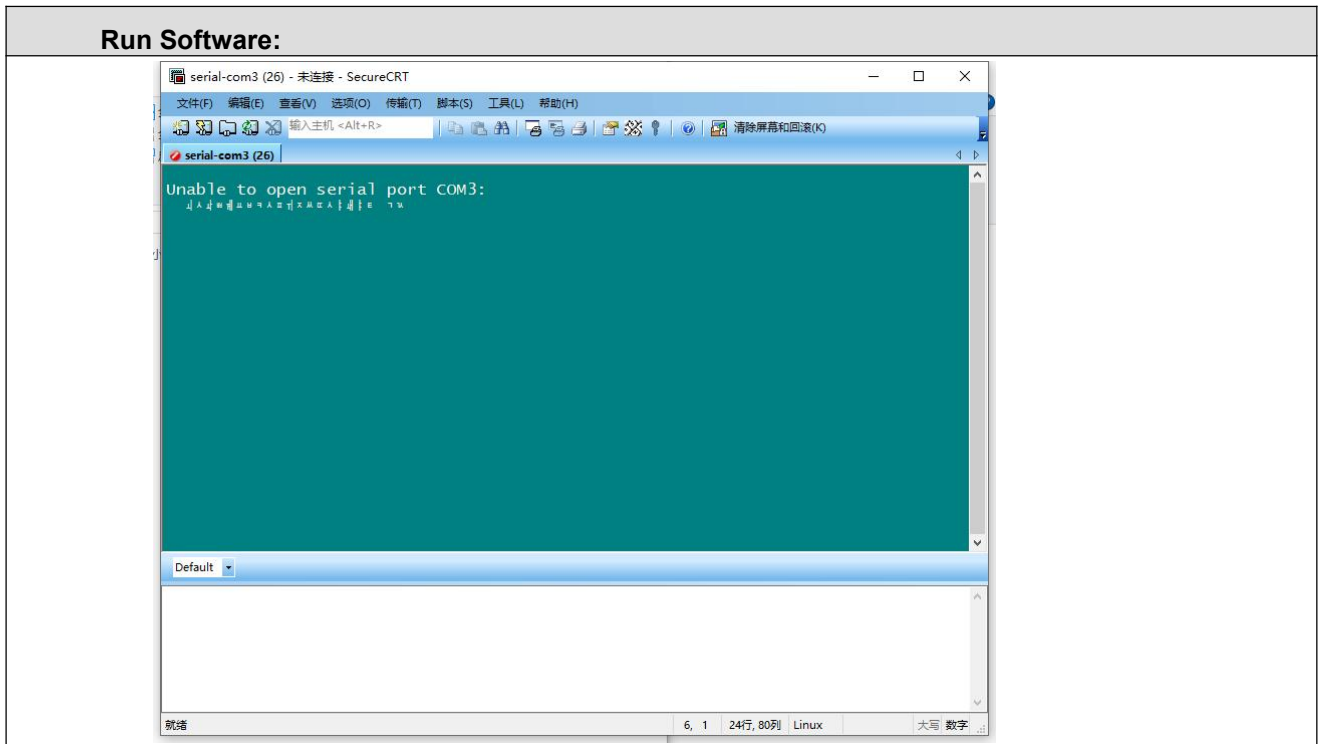
4.2 Test Environment

Operating Environment:		
Conducted Emissions:		
Temperature:	25.6 °C	
Humidity:	60 % RH	
Atmospheric Pressure:	1009 mbar	
Radiated Emissions:		
Temperature:	25.5 °C	
Humidity:	54 % RH	
Atmospheric Pressure:	1009mbar	
Radio conducted item test (RF Conducted test room):		
Temperature:	25.3 °C	
Humidity:	50 % RH	
Atmospheric Pressure:	1009 mbar	
Test Condition	Temperature (°C)	Voltage (V)
TN/VN	-10 to +45	16
TL/VL	-10	14.4
TH/VL	45	14.4
TL/VH	-10	17.6
TH/VH	45	17.6
Remark:		
1)The EUT just work in such extreme temperature of -10 °C to 45 °C and the extreme voltage of 14.4V to 17.6V, so here the EUT is tested in the temperature of -10 °C to 45 °C and the voltage of 14.4V to 17.6V.		
2)VN: Normal Voltage; TN: Normal Temperature;		
TL: Low Extreme Test Temperature; TH: High Extreme Test Temperature;		
VL: Low Extreme Test Voltage; VH: High Extreme Test Voltage.		

4.3 Test Condition

Test channel:

Test Mode	Tx/Rx	RF Channel		
		Low(L)	Middle(M)	High(H)
802.11a/n/ac(20M)	5150MHz ~5250 MHz	Channel 36	Channel 40	Channel 48
		5180MHz	5200MHz	5240MHz
802.11n/ac(40M)	5150MHz ~5250 MHz	Channel 38	N/A	Channel 46
		5190MHz	N/A	5230MHz
802.11a/n/ac(20M)	5725MHz ~5850 MHz	Channel 149	Channel 157	Channel 165
		5745MHz	5785MHz	5825MHz
802.11n/ac(40M)	5725MHz ~5850 MHz	Channel 151	N/A	Channel 159
		5755MHz	N/A	5795MHz



Test mode:

Pre-scan under all rate at lowest channel for Ant1 and Ant2


Through Pre-scan, 6Mbps is the worst case of 802.11a (20M); MCS0 is the worst case of 802.11n (20M); MCS0 is the worst case of 802.11ac (20M); MCS0 is the worst case of 802.11n(40M); MCS0 is the worst case of 802.11ac (40M)

5 General Information

5.1 Client Information

Applicant:	Shenzhen Hollyland Technology Co., Ltd
Address of Applicant:	8F, Building 5D, Skyworth Innovation Valley, Tangtou Road. Shiyan Street, Baoan District Shenzhen, China
Manufacturer:	Shenzhen Hollyland Technology Co., Ltd
Address of Manufacturer:	8F, Building 5D, Skyworth Innovation Valley, Tangtou Road. Shiyan Street, Baoan District Shenzhen, China
Factory:	Shenzhen Hollyland Technology Co., Ltd
Address of Factory:	8F, Building 5D, Skyworth Innovation Valley, Tangtou Road. Shiyan Street, Baoan District Shenzhen, China

5.2 General Description of EUT

Product Name:	WIRELESS VIDEO TRANSMISSION SYSTEM
Model No.:	Pyro S
Test Model No.:	Pyro S
Trade Mark:	
Software Version:	V1.0.1.1
Hardware Version:	V48
EUT Power Supply:	Model No.:GQ24-120200-AX Input:100-240V~50/60Hz 1.0A Max Output:12.0V 2.0A 24W
EUT Supports Radios application:	2.4GHz: Wi-Fi: 802.11b/g/n(HT20): 2412MHz~2462MHz; 802.11n(HT40): 2422MHz~2452MHz 5GHz: Wi-Fi: U-NII-1: 5.15-5.25GHz; U-NII-3: 5.725-5.850GHz
EUT Type:	Client devices

5.3 Product Specification subjective to this standard

Operation Frequency:	IEEE 802.11a/n/ac(20M): 5180MHz ~5240 MHz IEEE802.11n/ac(40M): 5190MHz ~5230 MHz IEEE 802.11a/n/ac(20M): 5745MHz ~5825 MHz IEEE802.11n/ac(40M): 5755MHz ~5795 MHz
Channel Numbers:	IEEE 802.11a/n/ac(20M): 5180MHz ~5240 MHz/ 4 channel IEEE 802.11n/ac(40M): 5190MHz ~5230 MHz/ 2 channel IEEE 802.11a/n/ac(20M): 5745MHz ~5825 MHz/ 5 channel IEEE 802.11n/ac(40M): 5755MHz ~5795 MHz/ 2 channel
Type of Modulation:	OFDM
Sample Type:	<input checked="" type="checkbox"/> Mobile <input type="checkbox"/> Portable
Test Software of EUT:	telnet
Antenna Type:	DIRECT CONNECTED EXTERNAL Antenna
Antenna gain:	ANT1:3.77dBi@5GHz: Wi-Fi: U-NII-1, 3.32dBi@5GHz: Wi-Fi: U-NII-3 ANT2:3.77dBi@5GHz: Wi-Fi: U-NII-1, 3.32dBi@5GHz: Wi-Fi: U-NII-3 ANT1+ANT2: 6.78dBi@5GHz: Wi-Fi: U-NII-1, 6.33dBi@5GHz: Wi-Fi: U-NII-3
Cable loss:	1.0 dB

Operation Frequency each of channel

For 802.11a/n/ac(20M) Operation in the 5150MHz ~5250 MHz band			
Channel	Frequency	Channel	Frequency
36	5180MHz	44	5220MHz
40	5200MHz	48	5240MHz
For 802.11a/n/ac(20M) Operation in the 5725MHz ~5850 MHz band			
Channel	Frequency	Channel	Frequency
149	5745MHz	161	5805MHz
153	5765MHz	165	5825MHz
157	5785MHz	NA	NA

For 802.11n/ac(40M) Operation in the 5150MHz ~5250 MHz band			
Channel	Frequency	Channel	Frequency
38	5190MHz	46	5230MHz
For 802.11n/ac(40M) Operation in the 5725MHz ~5850 MHz band			
Channel	Frequency	Channel	Frequency
151	5755MHz	159	5795MHz

5.4 Description of Support Units

The EUT has been tested with associated equipment below.

Description	Manufacturer	Model No.	Certification	Supplied by
/	/	/	/	/

5.5 Test Location

All tests were performed at:

Shenzhen Huaxia Testing Technology Co., Ltd.

1F., Block A of Tongsheng Technology Building, Huahui Road, Dalang Street, Longhua New District, Shenzhen, Guangdong, China

5.6 Test Facility

• **A2LA (Certificate No. 4742.01)**

Shenzhen Huaxia Testing Technology Co., Ltd., Shenzhen EMC Laboratory is accredited by the American Association for Laboratory Accreditation(A2LA). Certificate No. 4742.01.

• **FCC Registration No.: 522263**

Shenzhen Huaxia Testing Technology Co., Ltd., Shenzhen EMC Laboratory has been registered and fully described in a report filed with the (FCC) Federal Communications Commission. The acceptance letter from the FCC is maintained in our files. Registration No.:522263

5.7 Deviation from Standards

None.

5.8 Abnormalities from Standard Conditions

None.

5.9 Other Information Requested by the Customer

None.

5.10 Measurement Uncertainty (95% confidence levels, k=2)

No.	Item	Measurement Uncertainty
1	Radio Frequency	3×10^{-8}
2	RF power, conducted	0.86dB
3	Radiated Spurious emission test	5.12dB (Below 1GHz)
		4.6dB (Above 1GHz)
4	Conduction emission	3.5dB (9kHz to 150kHz)
		3.1dB (150kHz to 30MHz)
5	Temperature test	0.8°C
6	Humidity test	2.0%
7	DC power voltages	0.5%
8	Occupied Bandwidth	1.1%
9	RF power density	0.74dB

6 Equipment List

Test Equipment	Manufacturer	Model No.	Instrument No.	Calibration Date	Calibration Due Date
EMI Test Receiver	R&S	ESR7	CQA-005	2023/09/08	2024/09/07
Spectrum analyzer	R&S	FSU26	CQA-038	2023/09/08	2024/09/07
Spectrum analyzer	R&S	FSU40	CQA-075	2023/09/08	2024/09/07
Preamplifier	MITEQ	AFS4-00010300-18-10P-4	CQA-035	2023/09/08	2024/09/07
Preamplifier	MITEQ	AMF-6D-02001800-29-20P	CQA-036	2023/09/08	2024/09/07
Preamplifier	EMCI	EMC184055SE	CQA-089	2023/09/08	2024/09/07
Loop antenna	Schwarzbeck	FMZB1516	CQA-060	2021/09/16	2024/09/15
Bilog Antenna	R&S	HL562	CQA-011	2021/09/16	2024/09/15
Horn Antenna	R&S	HF906	CQA-012	2021/09/16	2024/09/15
Horn Antenna	Schwarzbeck	BBHA 9170	CQA-088	2021/09/16	2024/09/15
Coaxial Cable (Above 1GHz)	CQA	N/A	C007	2023/09/08	2024/09/07
Coaxial Cable (Below 1GHz)	CQA	N/A	C013	2023/09/08	2024/09/07
RF cable(9KHz~40GHz)	CQA	RF-01	CQA-079	2023/09/08	2024/09/07
Antenna Connector	CQA	RFC-01	CQA-080	2023/09/08	2024/09/07
Power Sensor	KEYSIGHT	U2021XA	CQA-30	2023/09/08	2024/09/07
N1918A Power Analysis Manager Power Panel	Agilent	N1918A	CQA-074	2023/09/08	2024/09/07
Power meter	R&S	NRVD	CQA-029	2023/09/08	2024/09/07
Power divider	MIDWEST	PWD-2533-02-SMA-79	CQA-067	2023/09/08	2024/09/07
EMI Test Receiver	R&S	ESR7	CQA-005	2023/09/08	2024/09/07
LISN	R&S	ENV216	CQA-003	2023/09/08	2024/09/07
Coaxial cable	CQA	N/A	CQA-C009	2023/09/08	2024/09/07
DC power	KEYSIGHT	E3631A	CQA-028	2023/09/08	2024/09/07

Test software:

	Manufacturer	Software brand
Radiated Emissions test software	Tonscend	JS1120-3
Conducted Emissions test software	Audix	e3
RF Conducted test software	Audix	e3

7 Radio Technical Requirements Specification

Reference documents for testing:

No.	Identity	Document Title
1	FCC Part15E	Subpart C-Intentional Radiators
2	ANSI C63.10-2013	American National Standard for Testing Unlicensed Wireless Devices
3	KDB 789033 D02 General U-NII Test Procedures New Rules v02r01	Guidelines for compliance testing of unlicensed national information infrastructure (U-NII) device part 15, subpart E
4	KDB 662911 D01 Multiple Transmitter Output v02r01	Emissions Testing of Transmitters with Multiple Outputs in the Same Band

Appendix A): Emission Bandwidth

26dB Emission bandwidth

Test Requirement: 47 CFR Part 15, Subpart C 15.407 (a)

Test Method: KDB 789033 D02 II C 1

6 dB bandwidth (5.725-5.85 GHz band)

Test Requirement 47 CFR Part 15, Subpart C 15.407 (e)

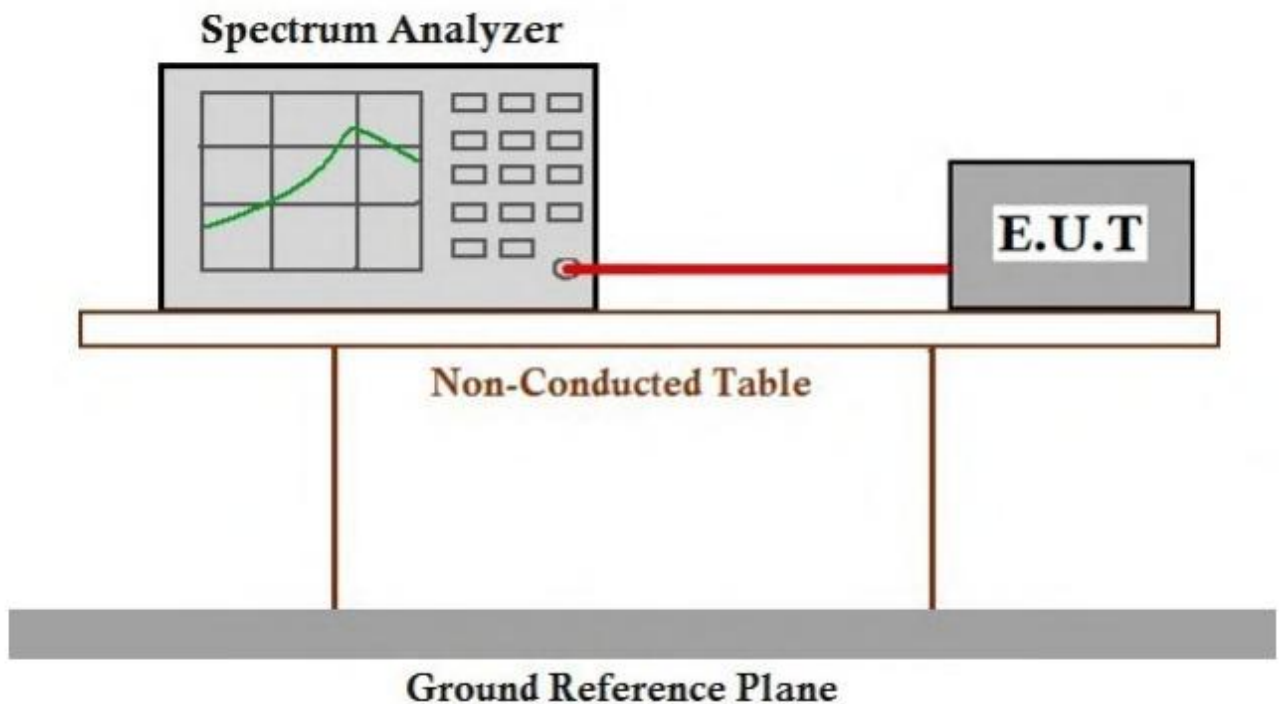
Test Method: KDB 789033 D02 II C 2

Limit: ≥ 500 kHz

Test Procedure:

- a) Set RBW = approximately 1% of the emission bandwidth.
- b) Set the VBW > RBW.
- c) Detector = Peak.
- d) Trace mode = max hold.
- e) Measure the maximum width of the emission that is 26 dB down from the maximum of the emission. Compare this with the RBW setting of the analyzer. Readjust RBW and repeat measurement as needed until the RBW/EBW ratio is approximately 1%.

Test Setup Diagram



Result Table

ANT1:

TestMode	Freq(MHz)	26db EBW [MHz]	FL[MHz]	FH[MHz]
11A	5180	18.72	5170.60	5189.32
	5200	18.40	5190.80	5209.20
	5240	18.52	5230.76	5249.28
	5745	18.52	5735.80	5754.32
	5785	18.56	5775.64	5794.20
	5825	18.68	5815.48	5834.16
11N20SISO	5180	19.40	5170.20	5189.60
	5200	19.40	5190.24	5209.64
	5240	19.32	5230.36	5249.68
	5745	19.36	5735.28	5754.64
	5785	19.32	5775.28	5794.60
	5825	23.44	5812.52	5835.96
11N40SISO	5190	41.04	5169.28	5210.32
	5230	41.20	5209.12	5250.32
	5755	49.20	5733.96	5783.16
	5795	40.96	5774.76	5815.72
11AC20SISO	5180	19.32	5170.24	5189.56
	5200	19.40	5190.24	5209.64
	5240	19.44	5230.24	5249.68
	5745	19.48	5735.28	5754.76
	5785	19.24	5775.36	5794.60
	5825	19.36	5815.24	5834.60
11AC40SISO	5190	41.12	5169.04	5210.16
	5230	40.56	5209.68	5250.24
	5755	41.44	5733.96	5775.40
	5795	40.8	5774.44	5801.00

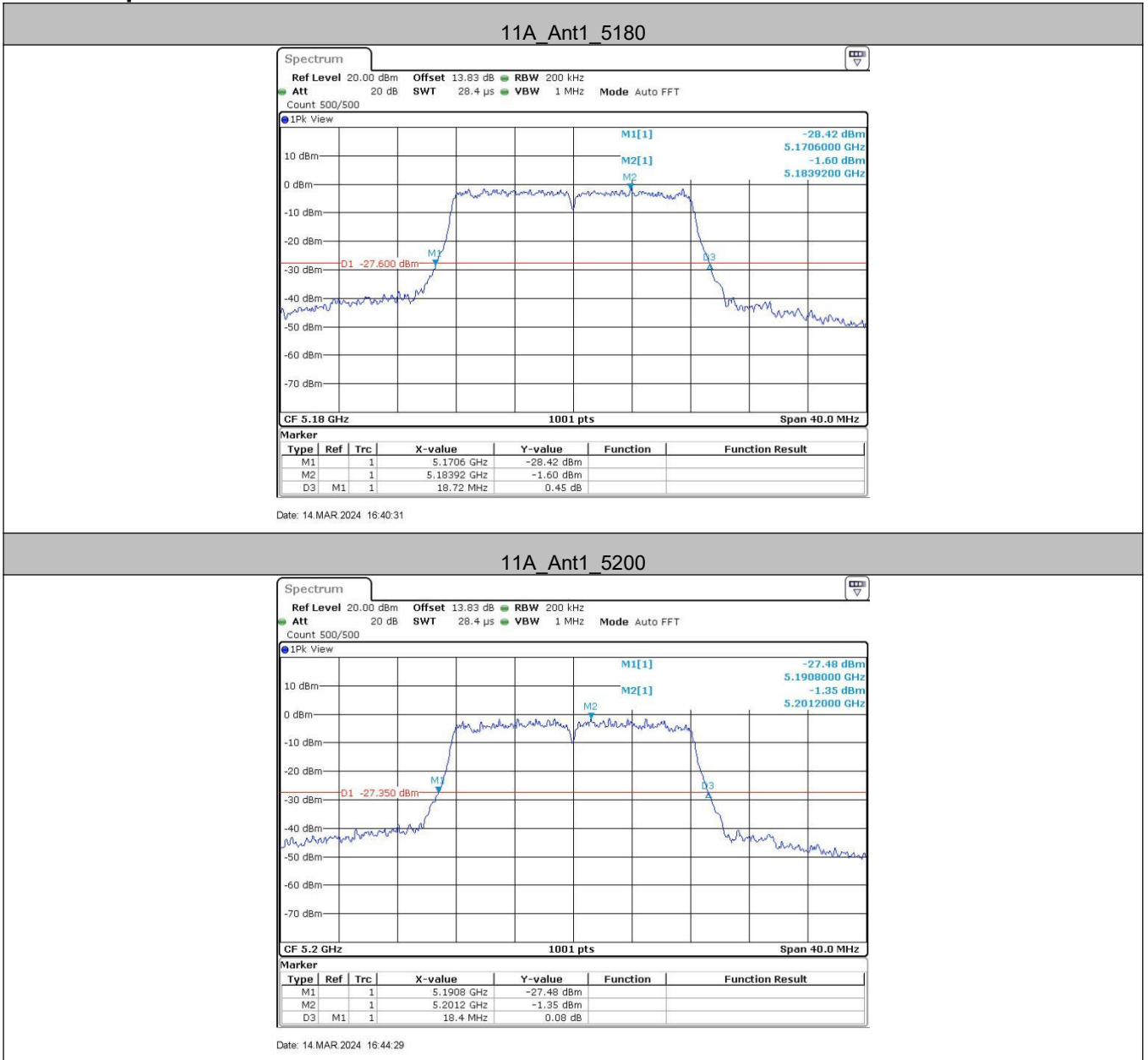
TestMode	Freq(MHz)	6db EBW [MHz]	Limit[MHz]	Verdict
11A	5745	16.32	0.5	PASS
	5785	16.32	0.5	PASS
	5825	16.36	0.5	PASS
11N20SISO	5745	17.56	0.5	PASS
	5785	17.56	0.5	PASS
	5825	17.56	0.5	PASS
11N40SISO	5755	35.12	0.5	PASS
	5795	35.44	0.5	PASS
11AC20SISO	5745	17.16	0.5	PASS
	5785	17.56	0.5	PASS
	5825	17.56	0.5	PASS
11AC40SISO	5755	35.36	0.5	PASS
	5795	35.44	0.5	PASS

ANT2:

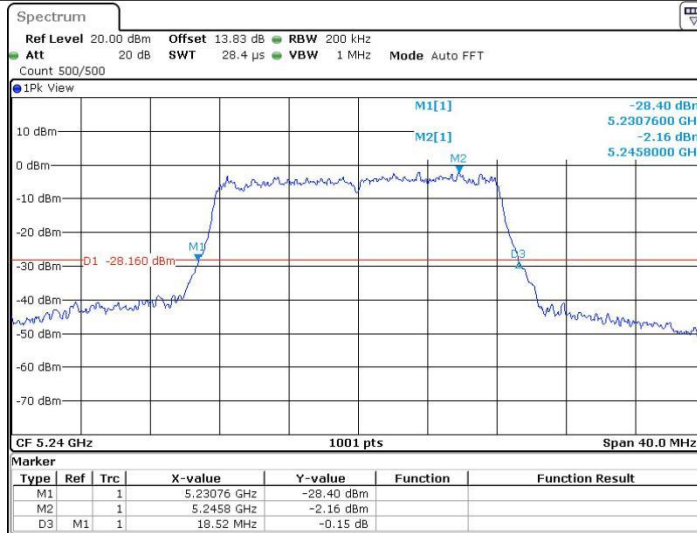
TestMode	Freq(MHz)	26db EBW [MHz]	FL[MHz]	FH[MHz]
11A	5180	18.44	5170.68	5189.12
	5200	18.60	5190.60	5209.20
	5240	18.60	5230.76	5249.36
	5745	18.92	5735.68	5754.60
	5785	18.48	5775.64	5794.12
	5825	18.12	5815.88	5834.00
11N20SISO	5180	19.32	5170.24	5189.56
	5200	19.40	5190.24	5209.64
	5240	19.32	5230.24	5249.56
	5745	19.32	5735.32	5754.64
	5785	19.32	5775.24	5794.56
	5825	19.28	5815.24	5834.52
11N40SISO	5190	41.44	5168.88	5210.32
	5230	40.96	5209.76	5250.72
	5755	40.56	5734.92	5775.48
	5795	40.72	5774.36	5815.08
11AC20SISO	5180	19.40	5170.28	5189.68
	5200	19.32	5190.28	5209.60
	5240	19.60	5230.24	5249.84
	5745	19.28	5735.36	5754.64
	5785	19.40	5775.24	5794.64
	5825	19.52	5815.16	5834.68
11AC40SISO	5190	40.80	5169.36	5210.16
	5230	41.68	5209.04	5250.72
	5755	41.12	5734.44	5775.56
	5795	41.04	5774.68	5815.72

TestMode	Freq(MHz)	6db EBW [MHz]	Limit[MHz]	Verdict
11A	5745	16.40	0.5	PASS
	5785	16.40	0.5	PASS
	5825	16.40	0.5	PASS
11N20SISO	5745	16.28	0.5	PASS
	5785	17.56	0.5	PASS
	5825	17.56	0.5	PASS
11N40SISO	5755	35.12	0.5	PASS
	5795	30.72	0.5	PASS
11AC20SISO	5745	17.16	0.5	PASS
	5785	17.56	0.5	PASS
	5825	17.56	0.5	PASS
11AC40SISO	5755	35.04	0.5	PASS
	5795	32.96	0.5	PASS

Test Graph

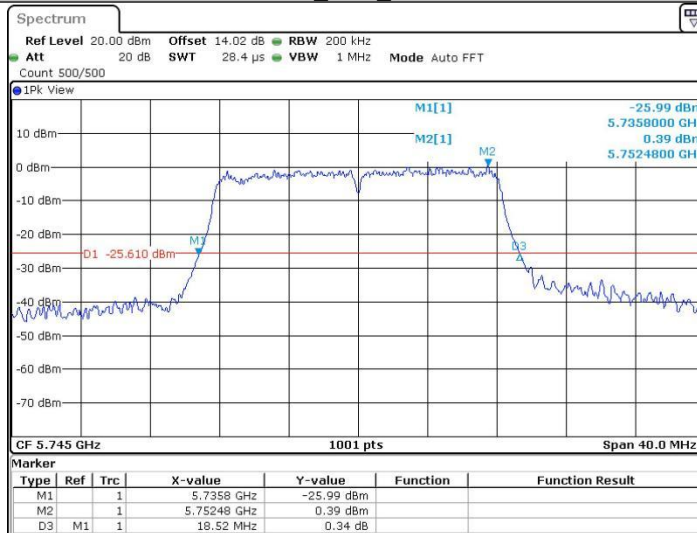


11A_Ant1_5240



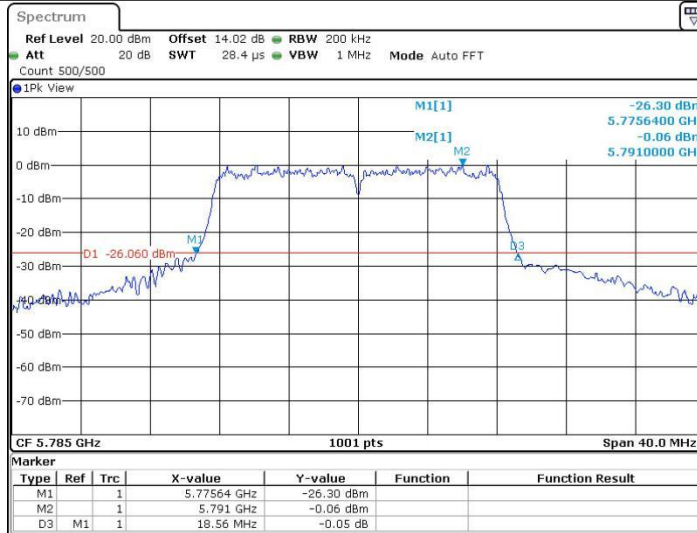
Date: 14.MAR.2024 16:46:04

11A_Ant1_5745



Date: 15.MAR.2024 13:49:26

11A_Ant1_5785



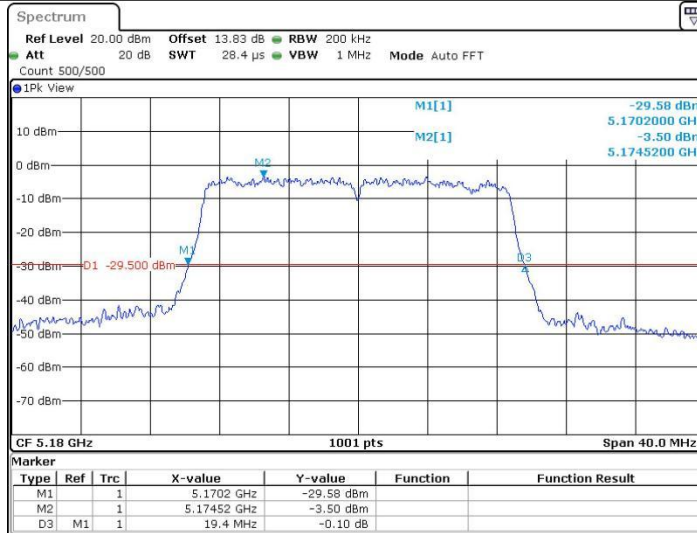
Date: 15 MAR 2024 13:52:06

11A_Ant1_5825



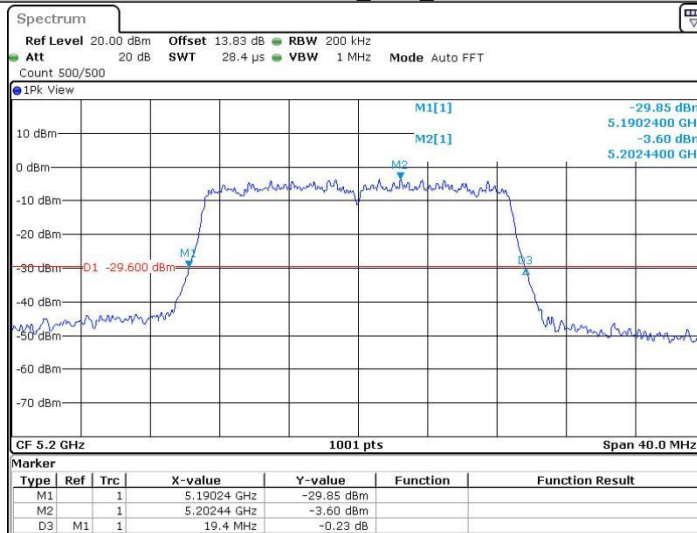
Date: 15 MAR 2024 13:53:36

11N20SISO_Ant1_5180



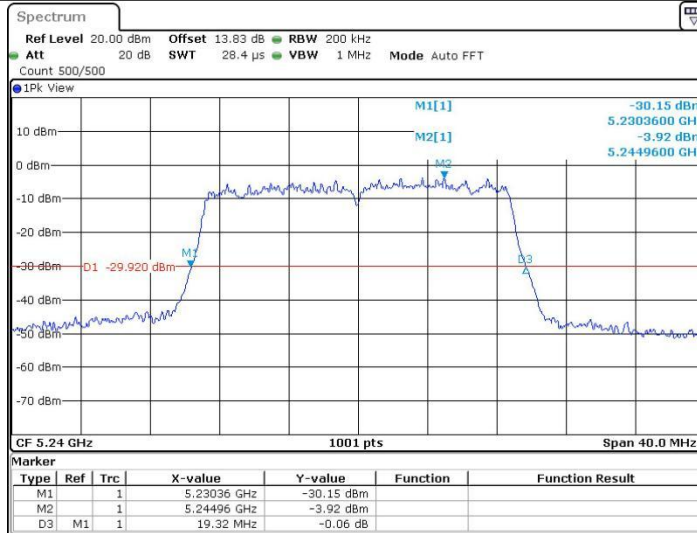
Date: 15 MAR 2024 13:56:49

11N20SISO_Ant1_5200



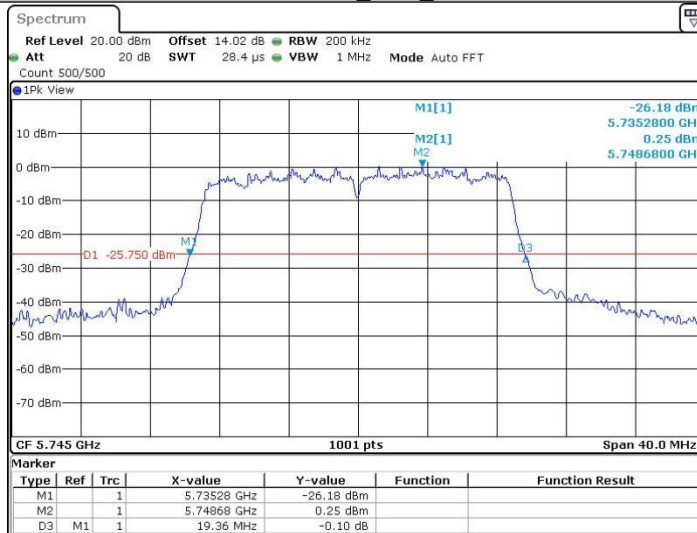
Date: 15 MAR 2024 14:12:06

11N20SISO_Ant1_5240



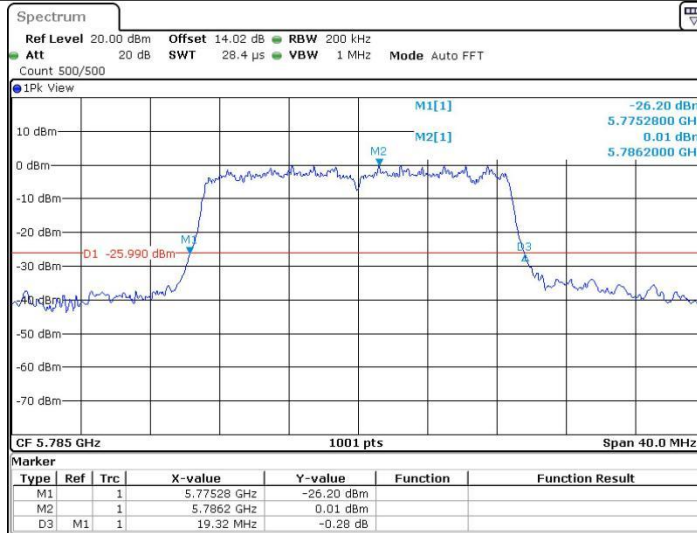
Date: 15 MAR 2024 14:13:48

11N20SISO_Ant1_5745



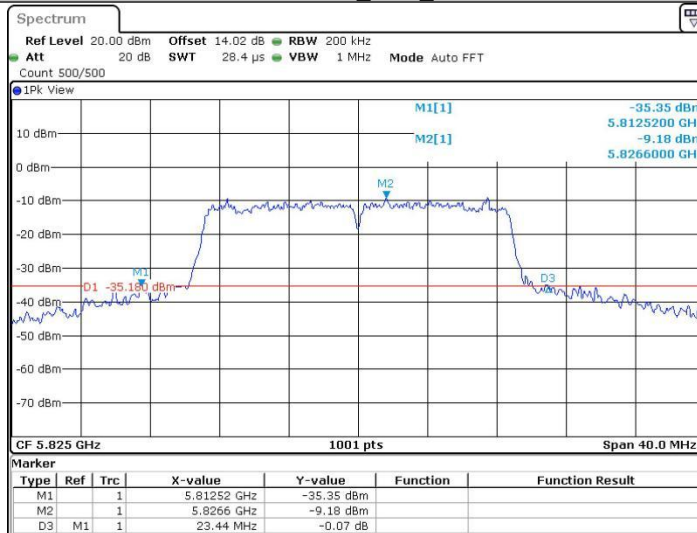
Date: 15 MAR 2024 14:16:28

11N20SISO_Ant1_5785



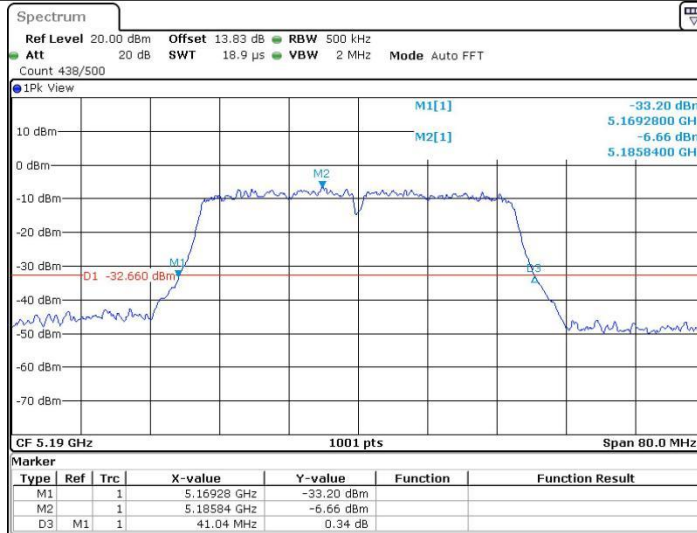
Date: 15 MAR 2024 14:19:40

11N20SISO_Ant1_5825



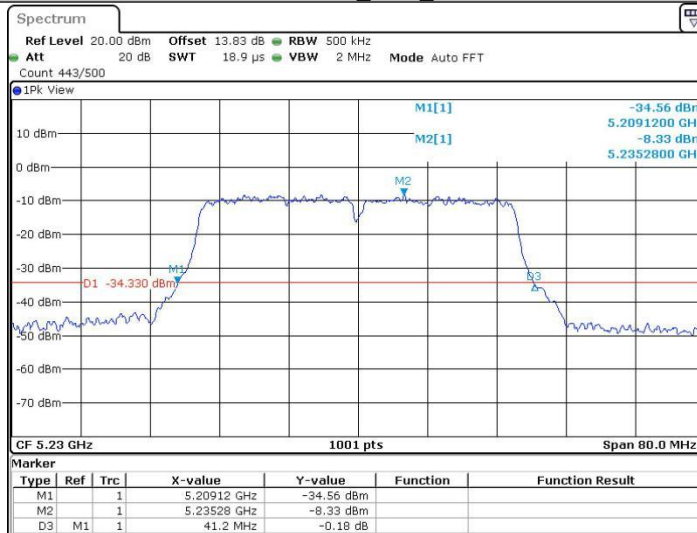
Date: 15 MAR 2024 14:28:38

11N40SISO_Ant1_5190



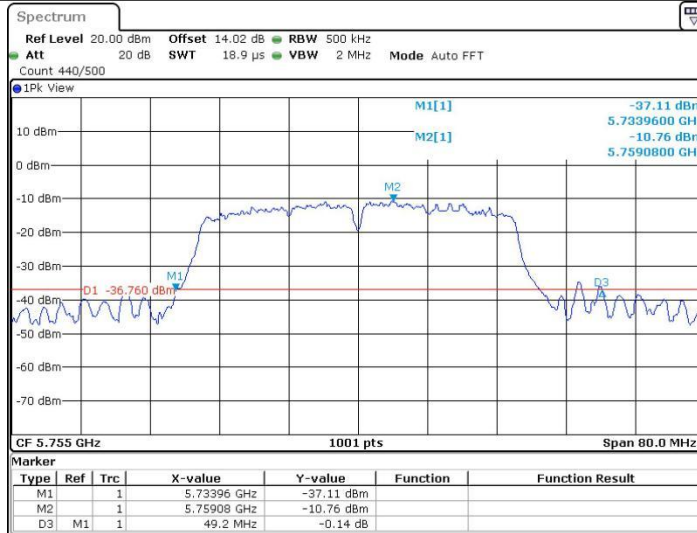
Date: 15 MAR 2024 14:32:23

11N40SISO_Ant1_5230



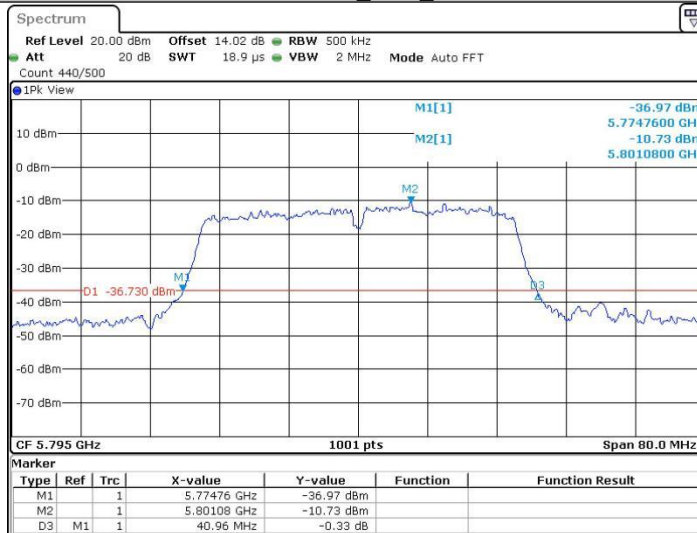
Date: 15 MAR 2024 14:36:04

11N40SISO_Ant1_5755



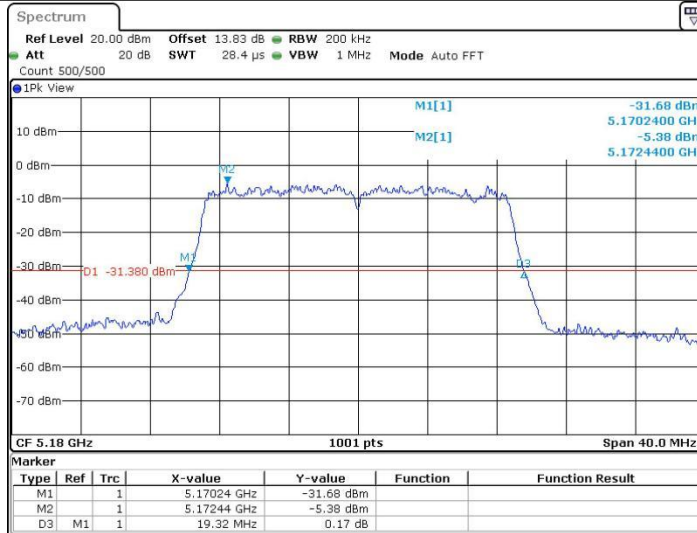
Date: 15 MAR 2024 14:39:48

11N40SISO_Ant1_5795



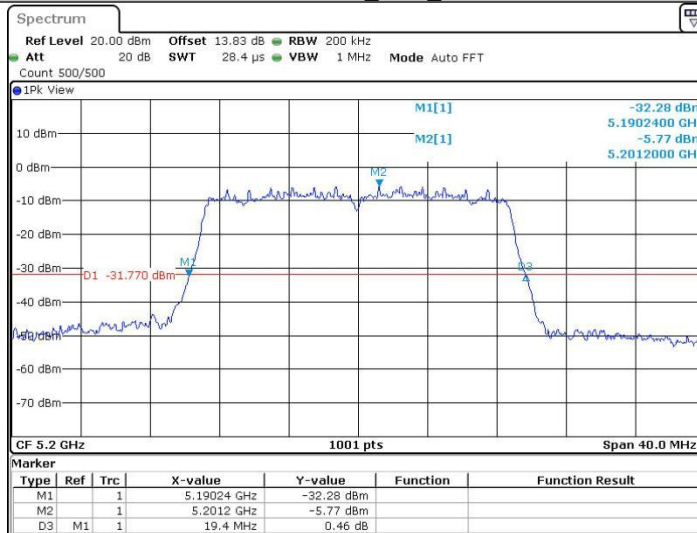
Date: 15 MAR 2024 14:43:06

11AC20SISO_Ant1_5180



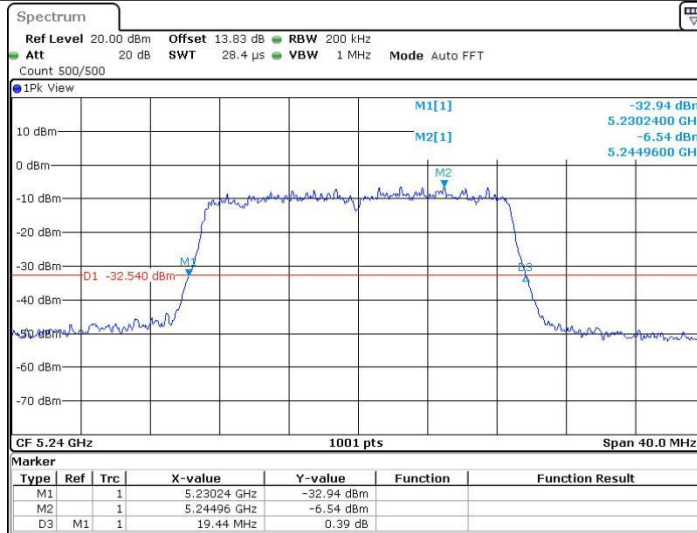
Date: 15 MAR 2024 14:45:56

11AC20SISO_Ant1_5200



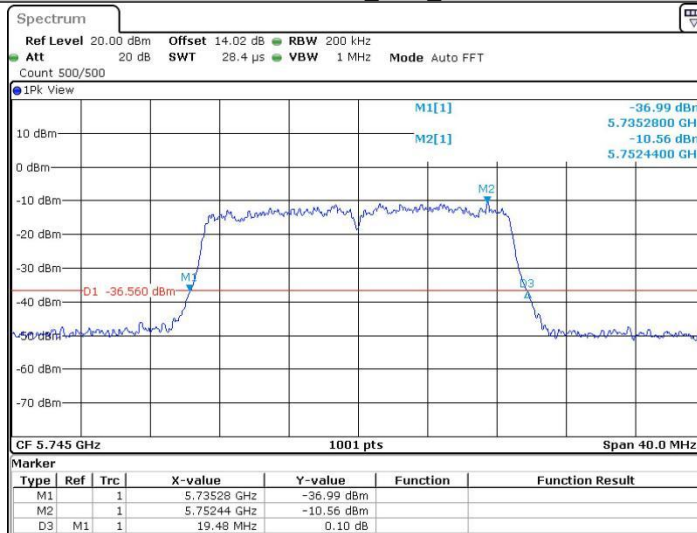
Date: 15 MAR 2024 14:49:00

11AC20SISO_Ant1_5240



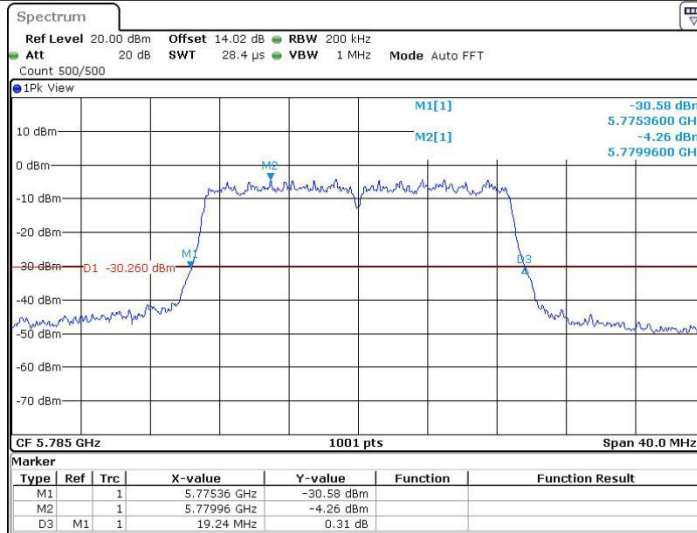
Date: 15 MAR 2024 14:52:44

11AC20SISO_Ant1_5745



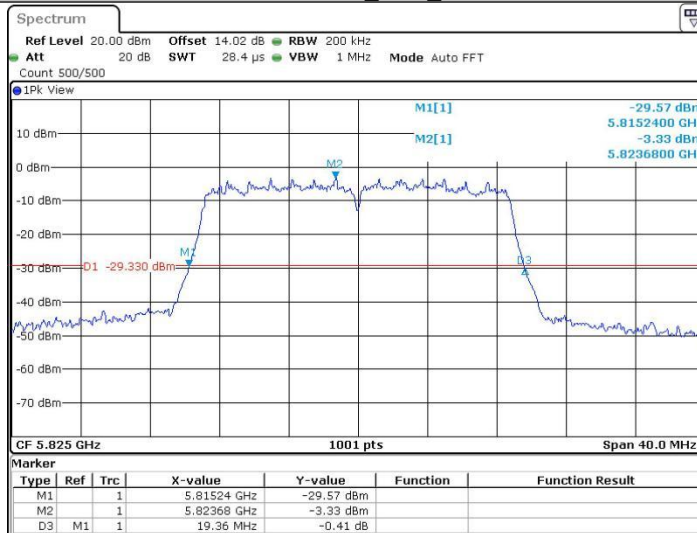
Date: 15 MAR 2024 15:08:27

11AC20SISO_Ant1_5785



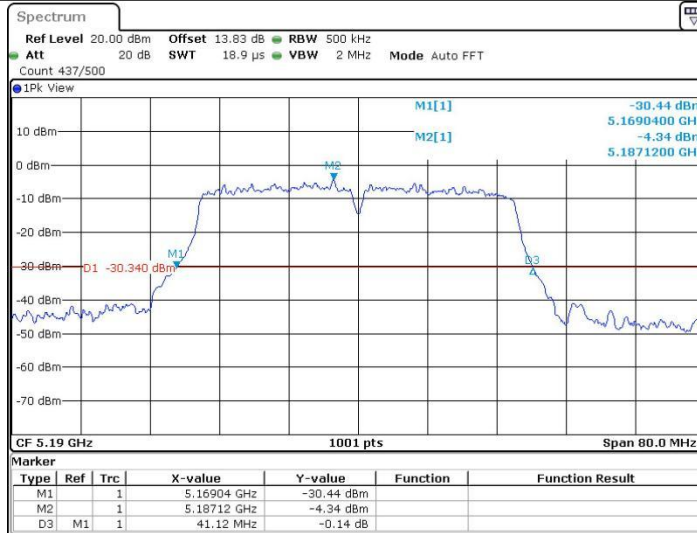
Date: 21 MAR 2024 20:39:16

11AC20SISO_Ant1_5825



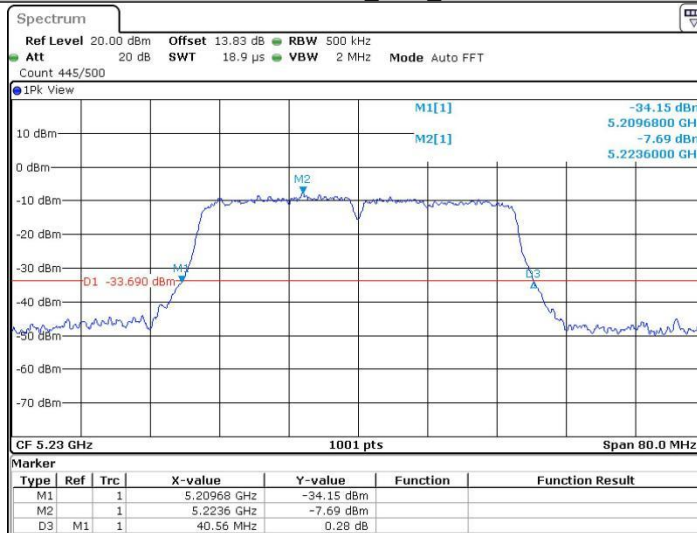
Date: 21 MAR 2024 20:41:19

11AC40SISO_Ant1_5190



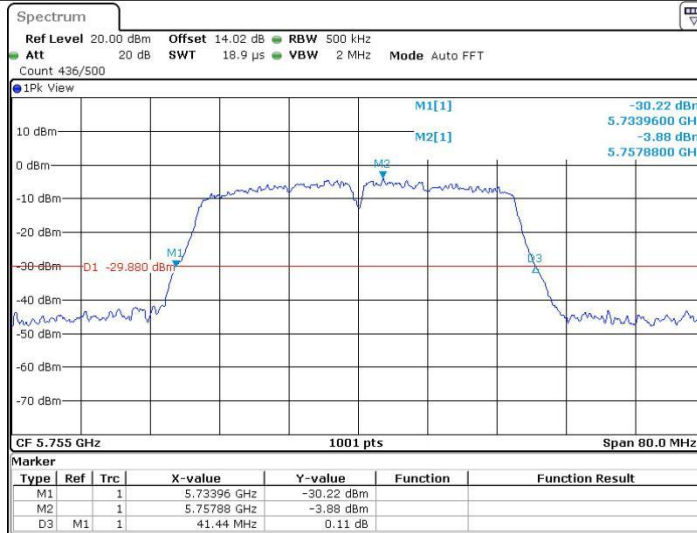
Date: 15 MAR 2024 15:18:36

11AC40SISO_Ant1_5230



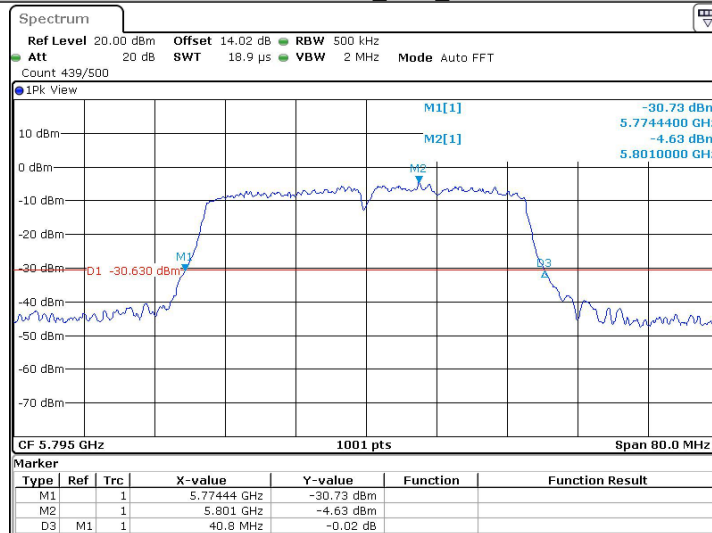
Date: 22 MAR 2024 15:23:23

11AC40SISO_Ant1_5755



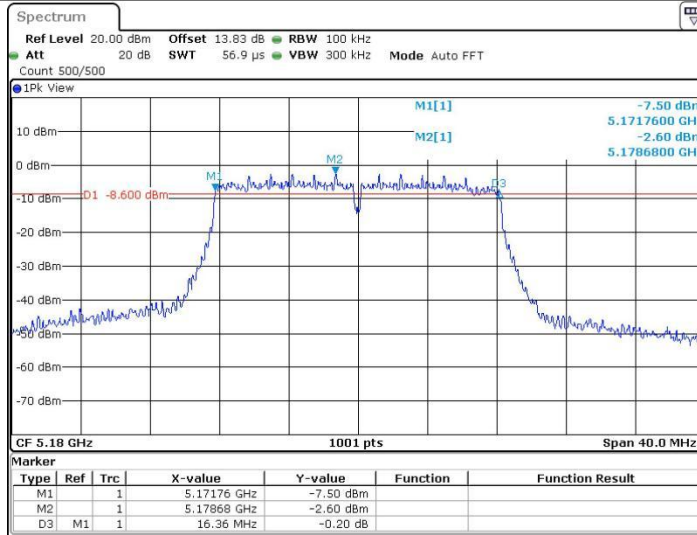
Date: 22.MAR.2024 15:24:09

11AC40SISO_Ant1_5795



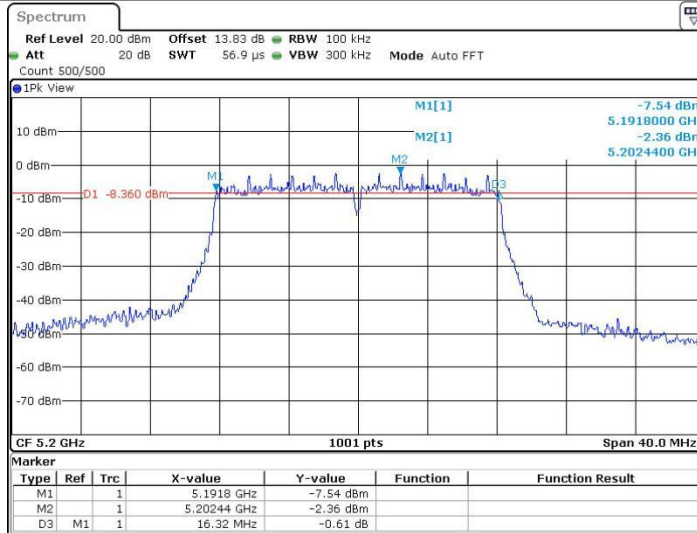
Date: 22.MAR.2024 15:28:51

11A_Ant1_5180



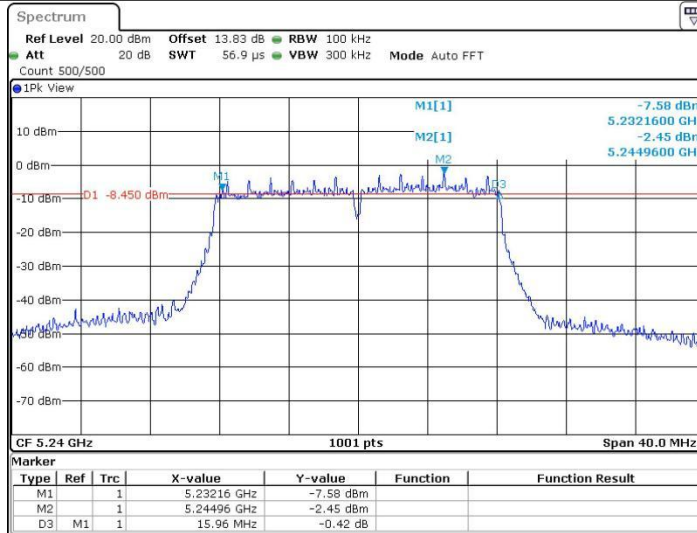
Date: 14.MAR.2024 16:40:39

11A_Ant1_5200



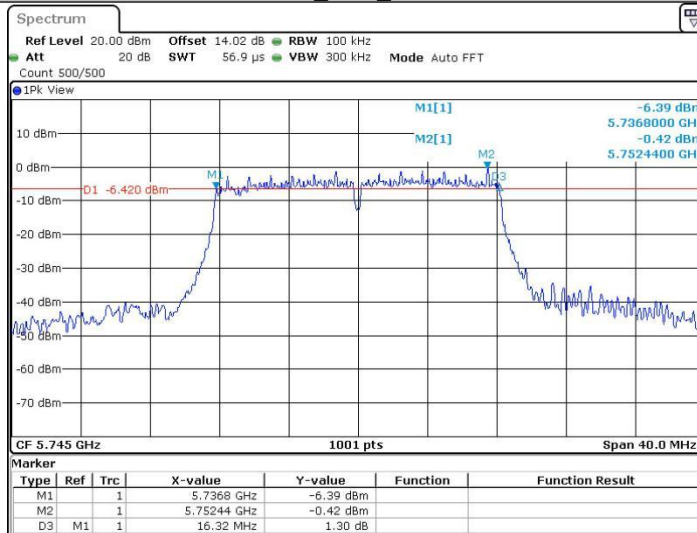
Date: 14.MAR.2024 16:44:36

11A_Ant1_5240



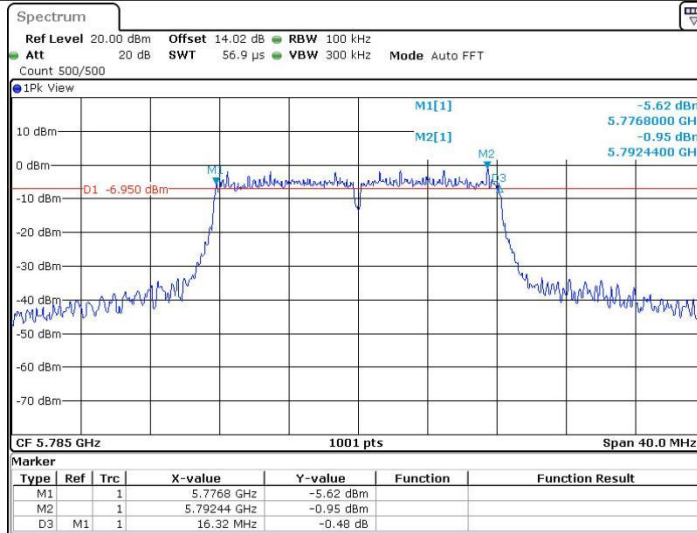
Date: 14.MAR.2024 16:46:11

11A_Ant1_5745



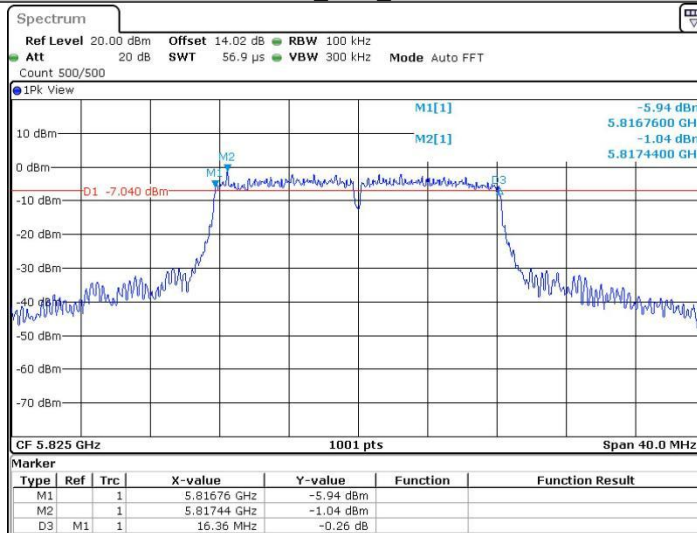
Date: 15.MAR.2024 13:49:33

11A_Ant1_5785



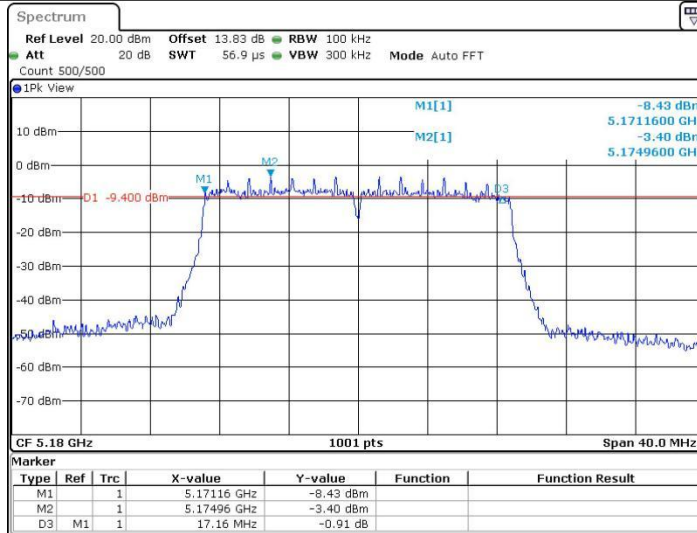
Date: 15 MAR 2024 13:52:13

11A_Ant1_5825



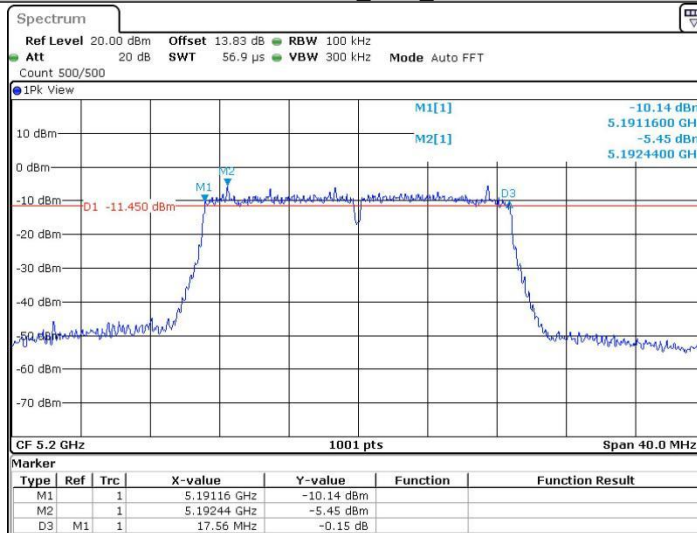
Date: 15 MAR 2024 13:53:44

11N20SISO_Ant1_5180



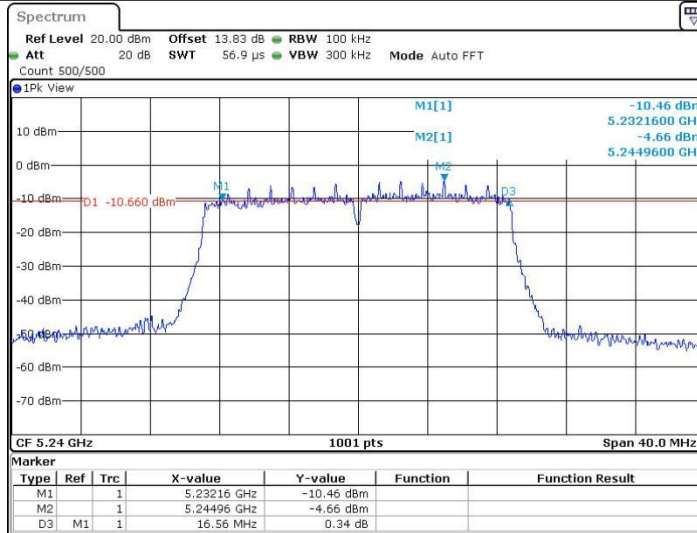
Date: 15 MAR 2024 13:57:03

11N20SISO_Ant1_5200



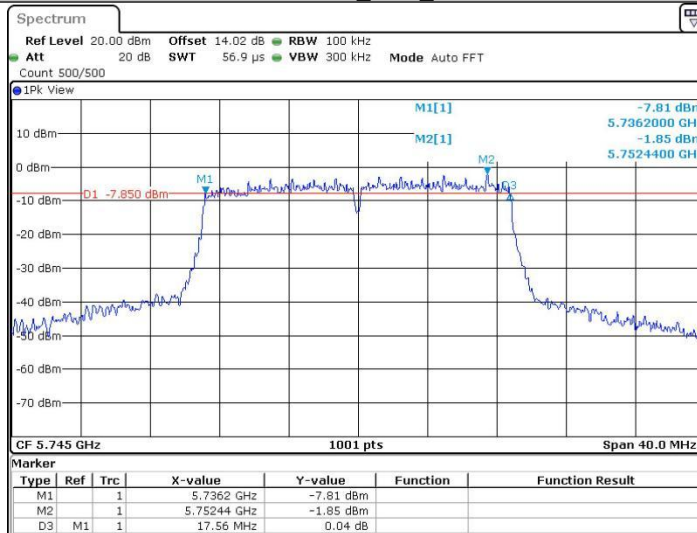
Date: 15 MAR 2024 14:12:13

11N20SISO_Ant1_5240



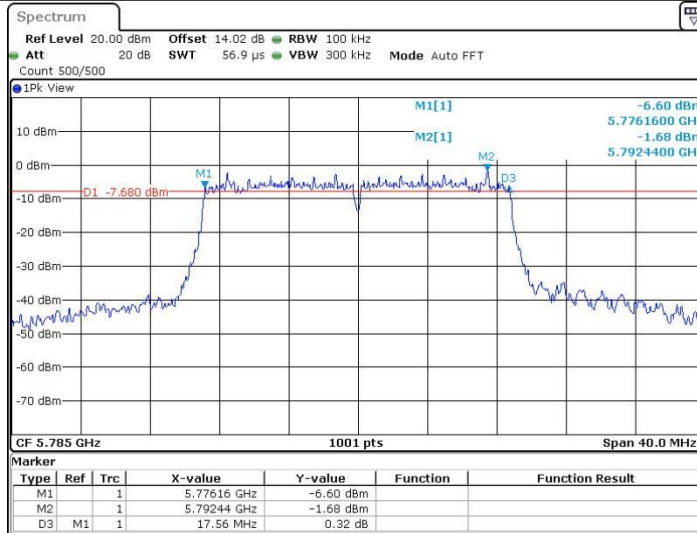
Date: 15 MAR 2024 14:13:55

11N20SISO_Ant1_5745



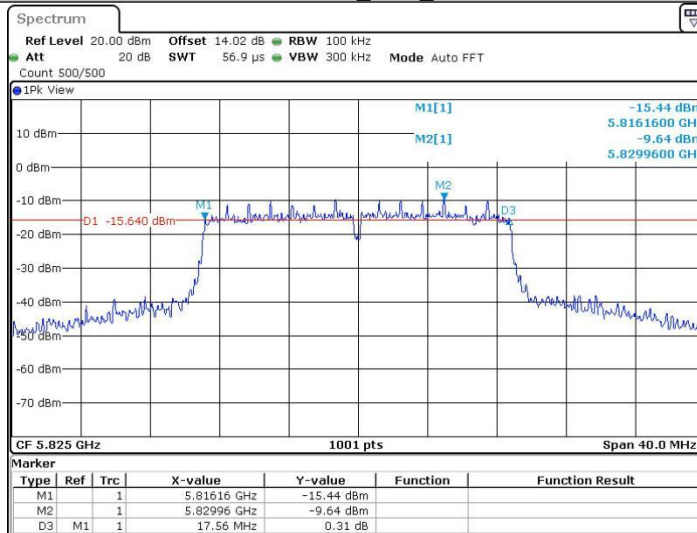
Date: 15 MAR 2024 14:16:35

11N20SISO_Ant1_5785



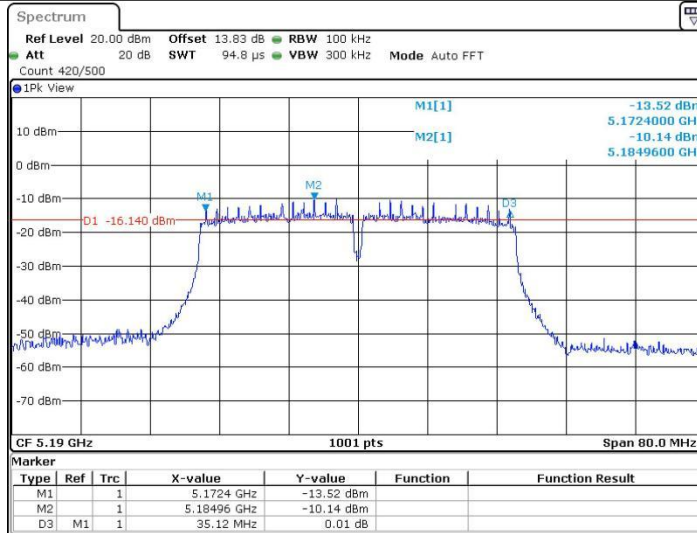
Date: 15 MAR 2024 14:19:47

11N20SISO_Ant1_5825



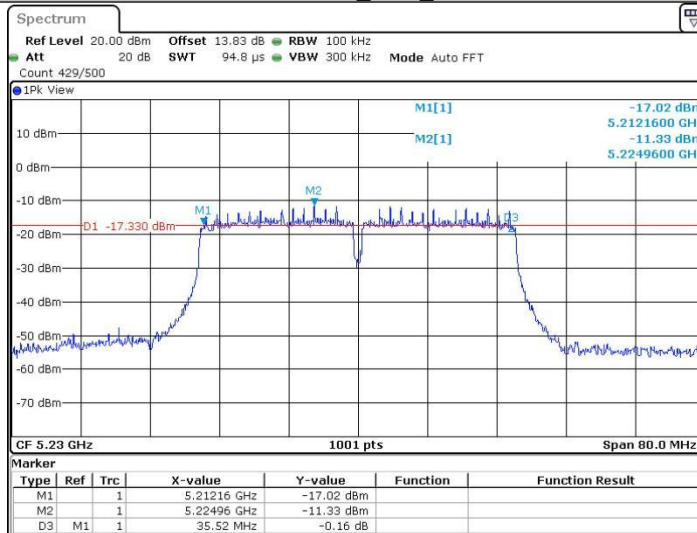
Date: 15 MAR 2024 14:28:45

11N40SISO_Ant1_5190



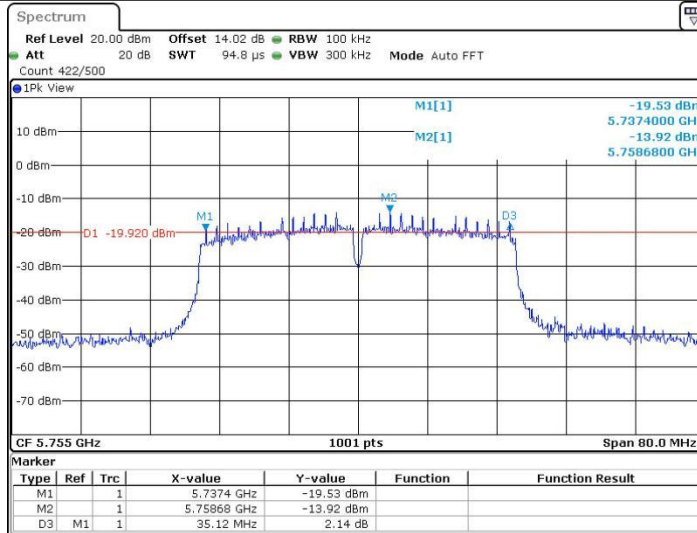
Date: 15 MAR 2024 14:32:30

11N40SISO_Ant1_5230



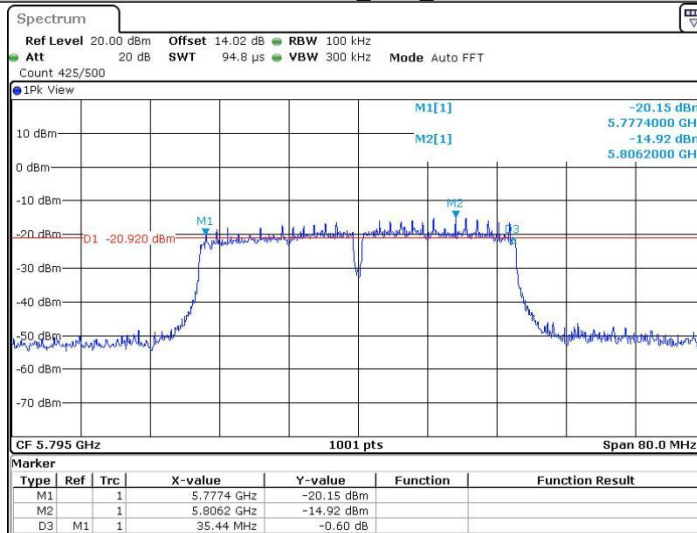
Date: 15 MAR 2024 14:36:11

11N40SISO_Ant1_5755



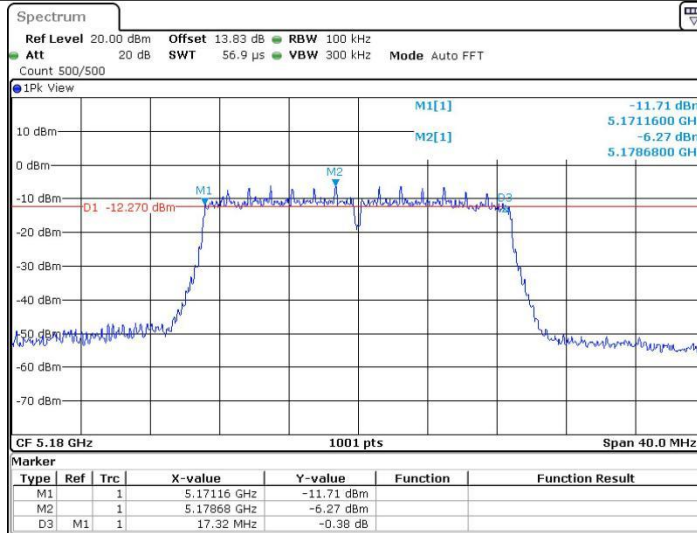
Date: 15 MAR 2024 14:39:55

11N40SISO_Ant1_5795



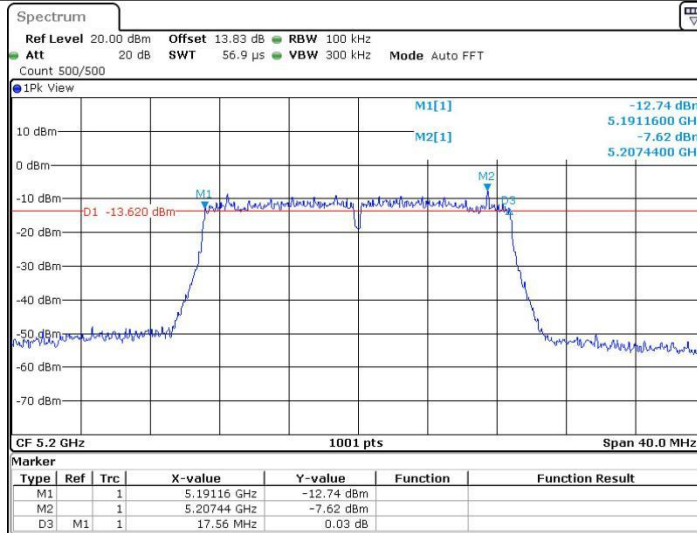
Date: 15 MAR 2024 14:43:13

11AC20SISO_Ant1_5180



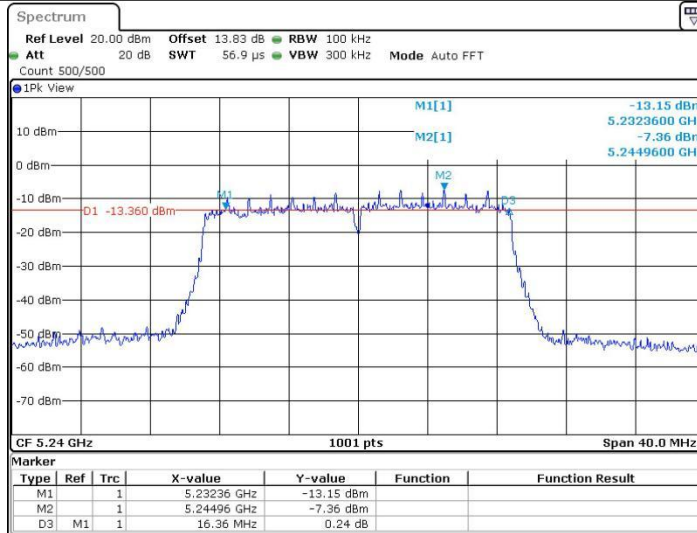
Date: 15 MAR 2024 14:46:04

11AC20SISO_Ant1_5200



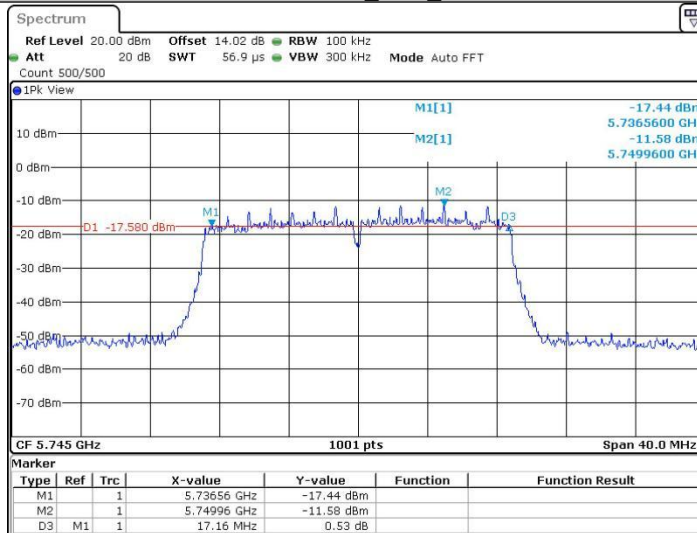
Date: 15 MAR 2024 14:49:07

11AC20SISO_Ant1_5240



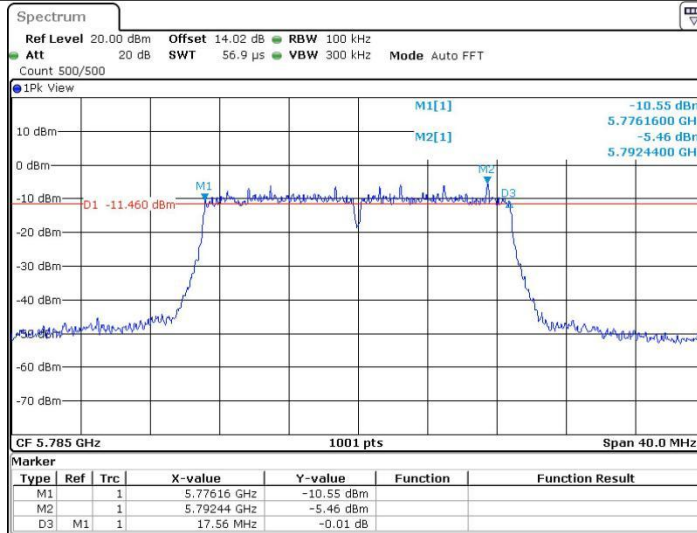
Date: 15 MAR 2024 14:52:51

11AC20SISO_Ant1_5745



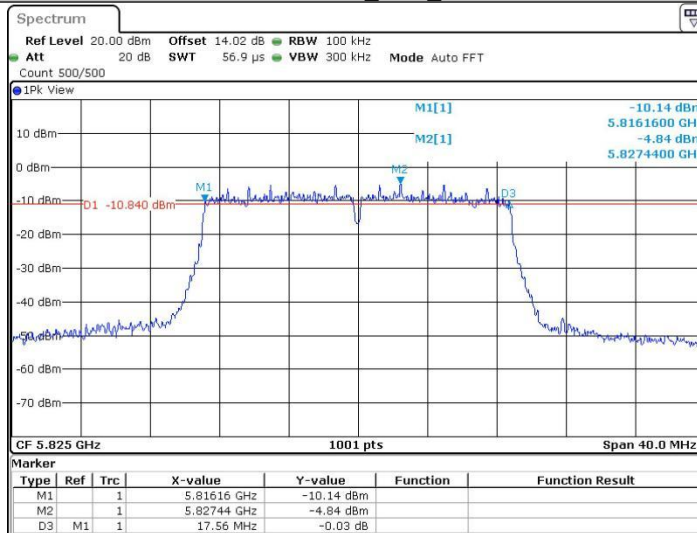
Date: 15 MAR 2024 15:08:34

11AC20SISO_Ant1_5785



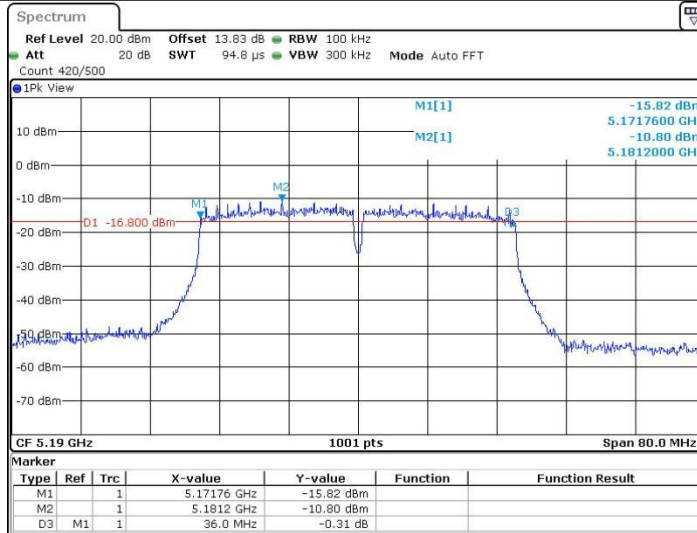
Date: 21 MAR 2024 20:39:23

11AC20SISO_Ant1_5825



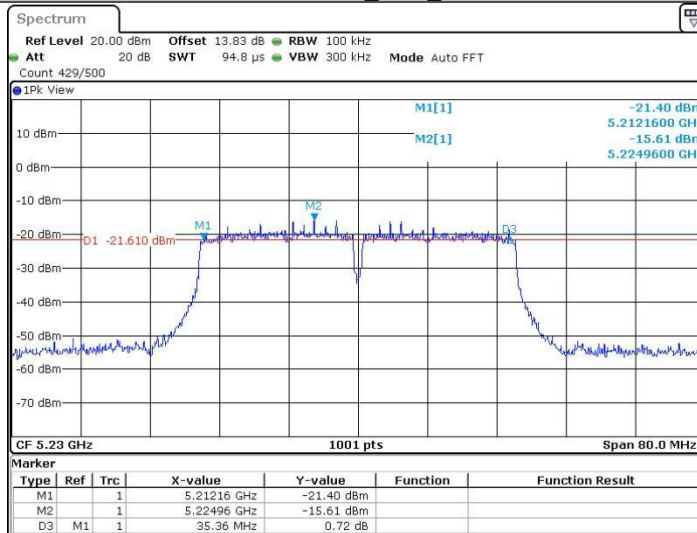
Date: 21 MAR 2024 20:41:26

11AC40SISO_Ant1_5190



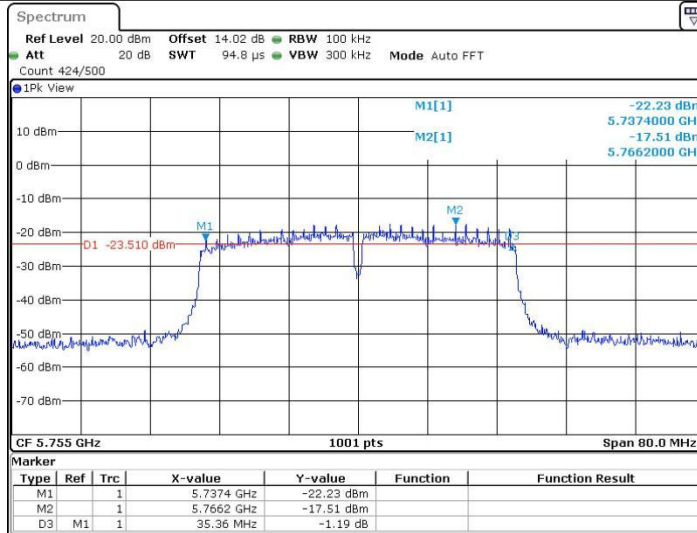
Date: 15 MAR 2024 15:18:44

11AC40SISO_Ant1_5230



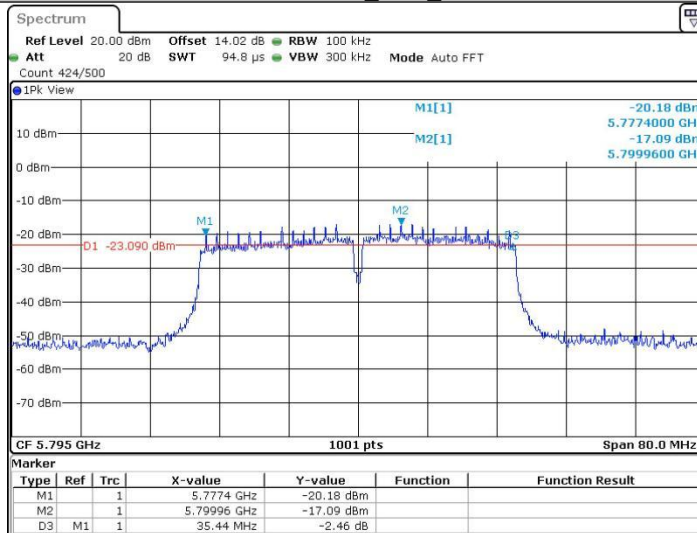
Date: 15 MAR 2024 15:24:31

11AC40SISO_Ant1_5755



Date: 15 MAR 2024 15:27:38

11AC40SISO_Ant1_5795



Date: 15 MAR 2024 15:32:03