





SZ30253-2400~2483.5MHz



Features & Applications:

-  Bluetooth devices
-  Microphone
-  LDS
-  IEEE 802.11b/g/n devices

| ELECTRICAL SPECIFICATIONS @ 25°C | | |
|----------------------------------|-------------------|--------------|
| General Specifications | | |
| Antenna type | Nominal Impedance | Polarization |
| PIFA | 50Ω | Linear |
| Frequency (MHz) | 2400~2483.5MHz | |
| Return loss | <-7 | |
| Efficiency(%) | >40% | |
| Gain (dBi) | 2.0 to 3.2 dBi | |
| | | |

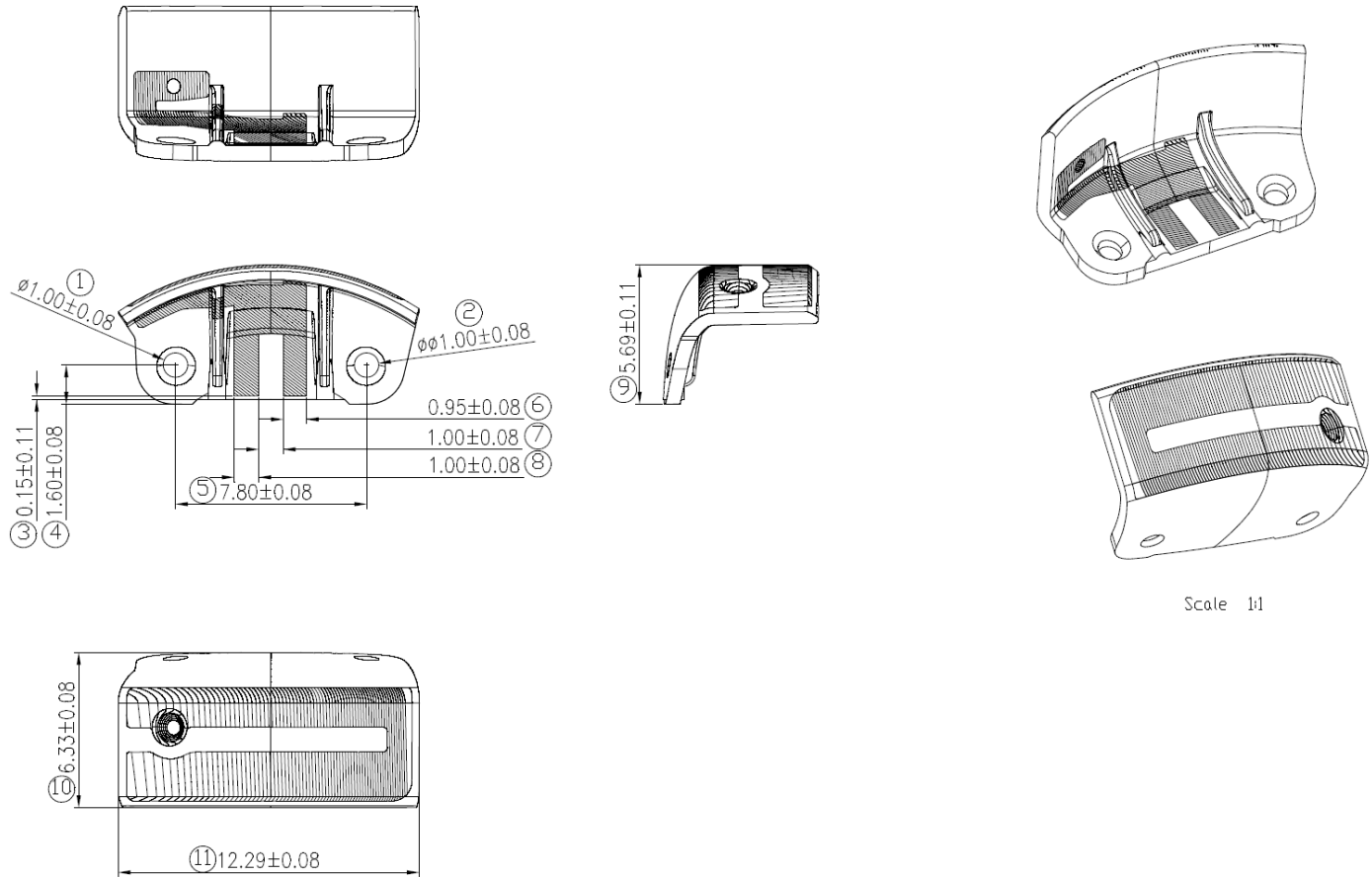
| MECHANICAL SPECIFICATIONS | | | | |
|--|----------|-------|--------------|--------|
| SZ30253 | | | | |
| Dimension (Length x Width x Height) | Material | Color | Antenna Type | Weight |
| 12.29mmx6.34mmx5.69mm | PC | Black | LDS | 2g |

| ENVIRONMENTAL SPECIFICATIONS | | |
|------------------------------|-----------------------|----------------|
| SZ30253 | | |
| Storage Temperature | Operating Temperature | RoHS Compliant |
| -40/+85° C | -40/+85° C | Yes |

Manufacturer: Shenzhen Hollyland Technology Co., Ltd.
 Address: 8F, Building 5D, Skyworth Innovation Valley,
 Tangtou Road, Shiyuan Street, Baoan District, Shenzhen,
 518055 China

Mechanical Drawing

SZ30253



Scale 1:1



Dimensions: mm

Notes:

1、材质:SABIC PC DX11355

Test setup

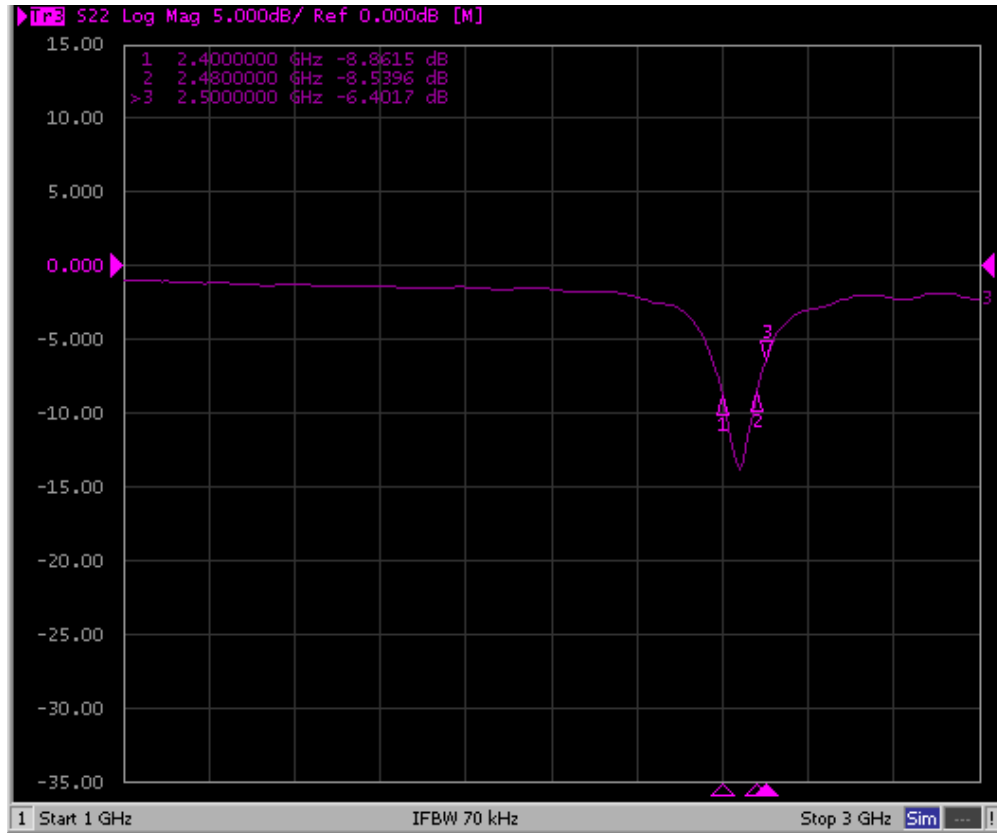
SZ30253



SZ30253-2400~2483.5MHz

Charts- Antenna Return loss & VSWR

SZ30253



SZ30253-2400~2483.5MHz

Charts- Efficiency & Peak Gain

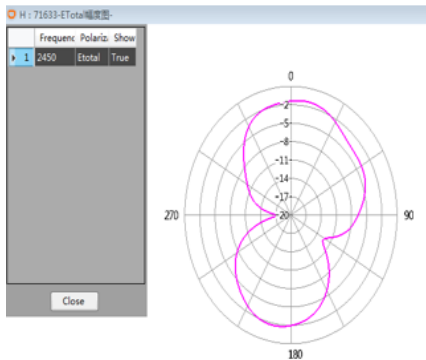

SZ30253

| 频率(MHz) | 增益(dBi) | 效率(dB) | 效率(%) |
|---------|---------|--------|-------|
| 2350 | 0.82 | -6.24 | 23.79 |
| 2360 | 0.96 | -6.08 | 24.64 |
| 2370 | 1.49 | -5.60 | 27.54 |
| 2380 | 1.77 | -5.22 | 30.06 |
| 2390 | 2.02 | -4.90 | 32.38 |
| 2400 | 2.41 | -4.61 | 34.57 |
| 2410 | 2.95 | -4.38 | 36.49 |
| 2420 | 3.28 | -4.14 | 38.57 |
| 2430 | 3.43 | -4.00 | 39.83 |
| 2440 | 3.51 | -3.89 | 40.86 |
| 2450 | 3.39 | -3.91 | 40.66 |
| 2460 | 3.34 | -3.86 | 41.09 |
| 2470 | 2.99 | -3.99 | 39.89 |
| 2480 | 2.75 | -4.09 | 38.96 |
| 2490 | 2.3 | -4.46 | 35.82 |
| 2500 | 2.17 | -4.63 | 34.46 |
| 2510 | 1.77 | -5.09 | 30.96 |
| 2520 | 1.74 | -5.20 | 30.18 |
| 2530 | 1.24 | -5.66 | 27.17 |
| 2540 | 1.09 | -5.73 | 26.7 |

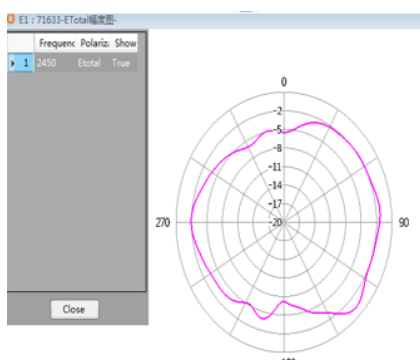
SZ30253-2400~2483.5MHz

Charts – Antenna Radiation Gain Pattern

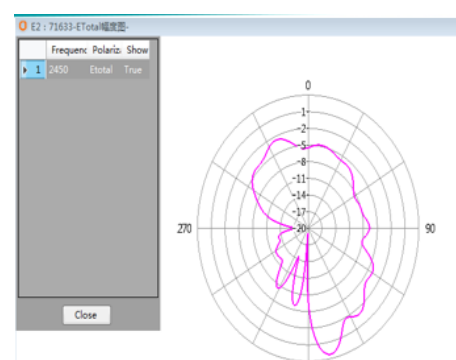
SZ30253



theta90 (XOY面)



phi0 (XOZ面)



Phi90 (YOZ面)

For More Information:

Americas - antennas.us@pulseelectronics.com | Europe – antennas.eu@pulseelectronics.com | Asia – antennas.as@pulseelectronics.com | Questions? +1-800-ANTENNA
Performance warranty of products offered on this data sheet is limited to the parameters specified. Data is subject to change without notice. Other brand and product names mentioned herein may be trademarks or registered trademarks of their respective owners. © Copyright , 2020. Pulse Electronics, Inc. All rights reserved.
Company address: Pulse Electronics, a YAGEO Company, 15255 Innovation Drive, Suite #100, San Diego, CA 92128

'YAGEO Corporation and its affiliates do not recommend the use of commercial, automotive, and/or COTS grade products for high reliability applications or manned space flight.'

-END-