

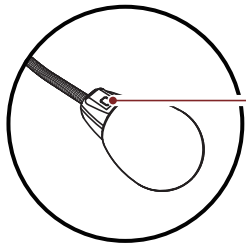
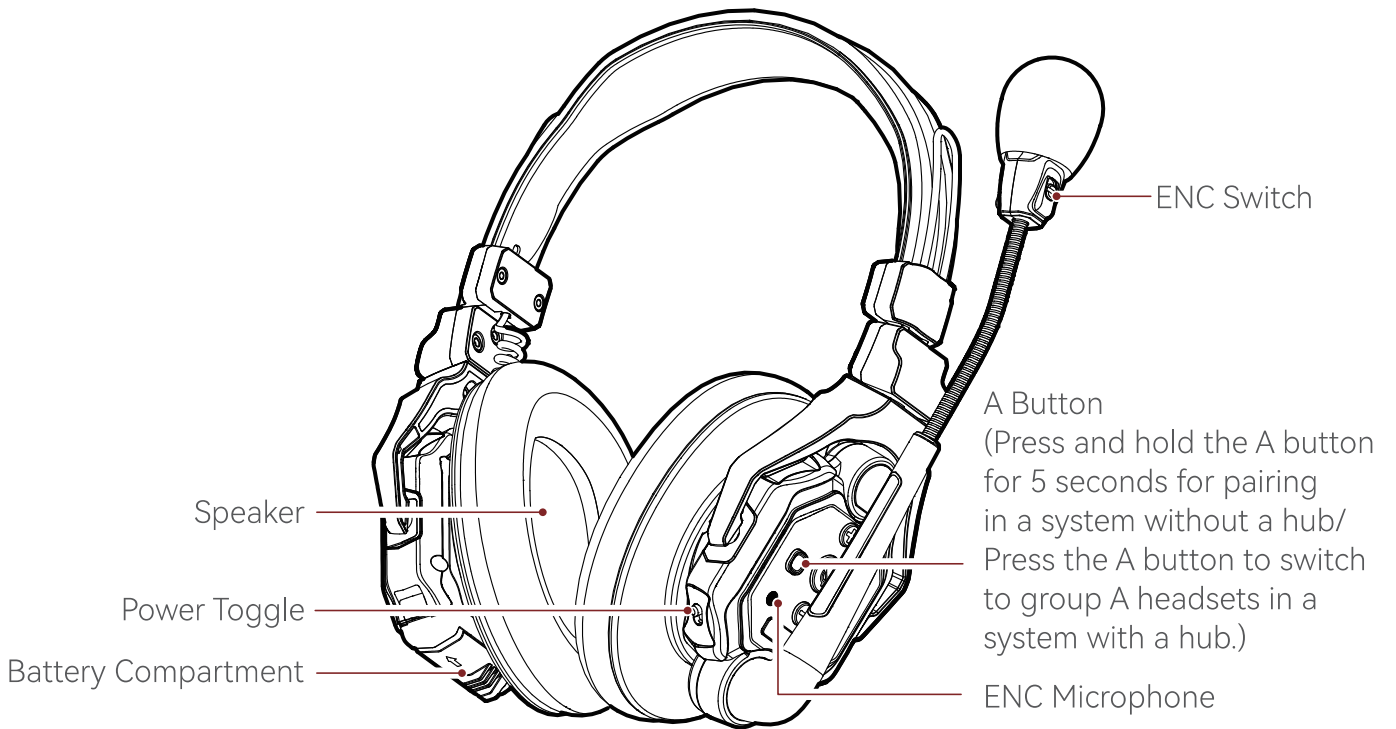


Solidcom C1 Pro Wireless Stereo Headset Double-Ear Version

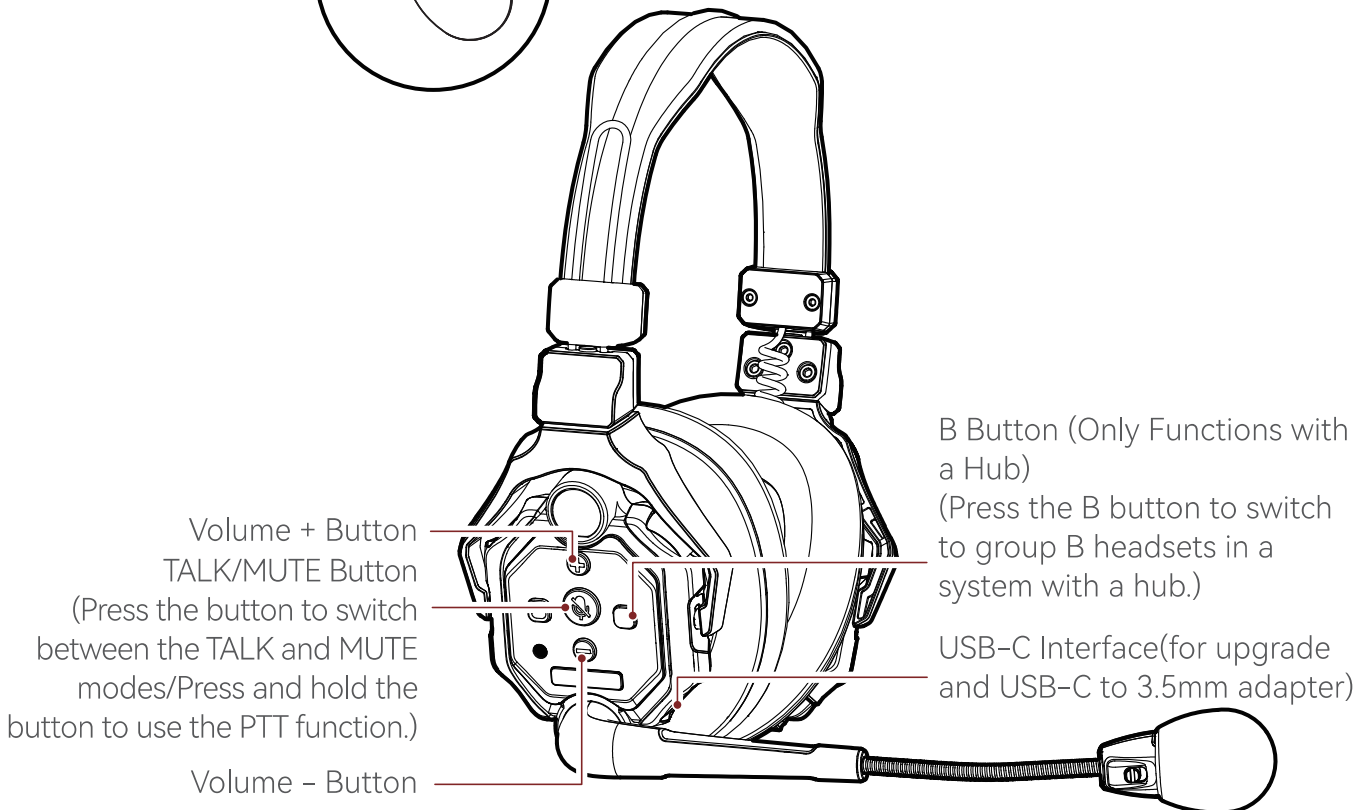
User Manual

V1.0

Product Interfaces

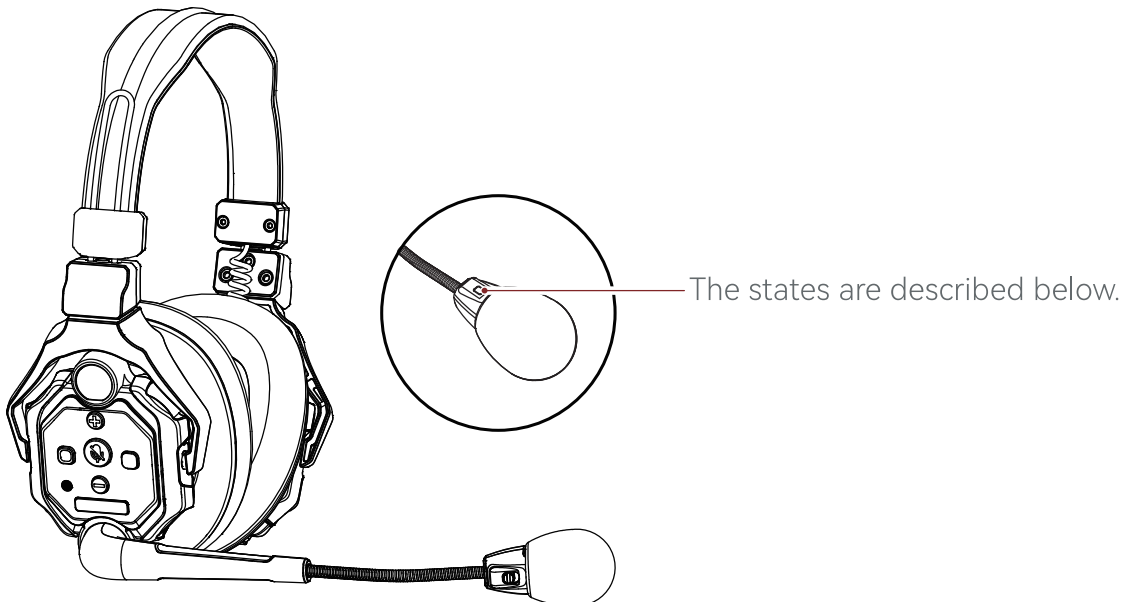


ENC/Battery/Connection Indicator



Operation Guide

Microphone Boom Indicator Description

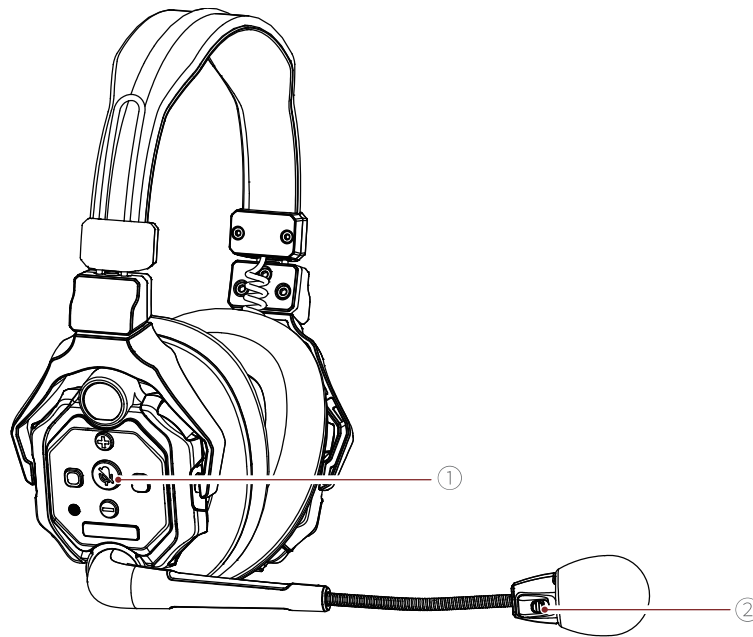


- ① Indicator light flashes: Unconnected (for remote headsets) *
- ② Indicator light flashes quickly: Pairing (The indicator light color is subject to the current state during pairing.)
- ③ Indicator light stays ON: Master headset turned ON/Remote headset connected successfully
 - A. ■ Steady green light: ENC OFF
 - B. ■ Steady blue light: ENC ON
 - C. ■ Steady red light: MUTE
- ④ Red indicator light flashes twice: Low battery

Sound Description

“Low battery”: The device battery is low.

* The indicator light flashes when a remote headset is not connected, and it stays ON by default when the master headset is turned ON.



Button/Switch Description

① TALK/MUTE Button

1. Press the button to switch to the TALK mode, and press the button again to switch to the MUTE mode. In this case, the indicator light turns red.
2. Press and hold the button to switch to the TALK mode (PTT function), and then release the button to switch to the MUTE mode.

② ENC Switch



1. When the switch is pushed to the ENC position, yellow is displayed and ENC is enabled.
2. When the switch is pushed away from the ENC position, black is displayed and ENC is disabled.

Parameters

Transmission Range	1,100ft (350m) LOS
Frequency Band	1.9 GHz (DECT) (varies by country and region)
Modulation Mode	GFSK
TX Power	18.63dBm(FP),18.45dBm(PP)
RX Sensitivity	< -90dBm
Battery Capacity	700mAh (2.66Wh)
Charging Time	About 2.5 hours
Frequency Response	ENC OFF: 150Hz–7kHz (fluctuation range: ±6dB) ENC ON: 150Hz–7kHz (fluctuation range: ±10dB)
Signal-to-Noise Ratio	71±2dB@94dBSPL, 1kHz
Distortion	< 1%@94dBSPL, 150Hz–7kHz
Microphone Type	Electret
Input SPL	> 115dBSPL
Output SPL	94±3dBSPL (@94dBSPL, 1kHz)
ENC	20dB±2 with two microphones (relative to environmental noise in all directions)
Net Weight	About 250g (9oz) with batteries included
Temperature Range	0°C to 45°C (working condition) -10°C to 60°C (storage condition)

Note: The frequency band and TX power vary by country and region.

Safety Precautions

Do not place the product near or inside heating devices (including but not limited to microwave ovens, induction cookers, electric ovens, electric heaters, pressure cookers, water heaters, and gas stoves) to prevent the battery from overheating and exploding. Do not use non-original charging cases, cables, and batteries with the product. The use of non-original spare parts may cause electric shock, fire, explosion, or other dangers.

Support

If you encounter any problems in using the product or need any help, please contact Hollyland Support Team via the following ways:


 Hollyland User Group

 HollylandTech

 HollylandTech

 HollylandTech

 support@hollyland.com

 www.hollyland.com

Statement

All copyrights belong to Shenzhen Hollyland Technology Co., Ltd.

Trademark Statement

Without the written approval of Shenzhen Hollyland Technology Co., Ltd., no organization or individual may copy or reproduce part or all of any written or illustrative content and disseminate it in any form.

Note:

Due to product version upgrades or other reasons, this User Manual will be updated from time to time. Unless otherwise agreed, this document is provided as a guide for use only. All representations, information, and recommendations in this document do not constitute warranties of any kind, express, or implied.

FCC Requirement

Any Changes or modifications not expressly approved by the party responsible for compliance could void the user's authority to operate the equipment.

This device complies with part 15 of the FCC Rules. Operation is subject to the following two conditions: (1) This device may not cause harmful interference, and (2) this device must accept any interference received, including interference that may cause undesired operation.

Note: This equipment has been tested and found to comply with the limits for a Class B digital device, pursuant to part 15 of the FCC Rules. These limits are designed to provide reasonable protection against harmful interference in a residential installation. This equipment generates, uses and can radiate radio frequency energy and, if not installed and used in accordance with the instructions, may cause harmful interference to radio communications. However, there is no guarantee that interference will not occur in a particular installation. If this equipment does cause harmful interference to radio or television reception, which can be determined by turning the equipment off and on, the user is encouraged to try to correct the interference by one or more of the following measures:

- Reorient or relocate the receiving antenna.
- Increase the separation between the equipment and receiver.
- Connect the equipment into an outlet on a circuit different from that to which the receiver is connected.
- Consult the dealer or an experienced radio/TV technician for help.

The device has been tested and comply with FCC SAR limits.

HOLLYVIEW

Powered by Hollyland