

FCC Test Report

Application Purpose : Original grant
Applicant Name: : TECNO MOBILE LIMITED
FCC ID : 2ADYY-W5
Equipment Type : Mobile phone
Model Name : W5
Report Number : FCC16083895A-5
Standard(S) : FCC Part 22H&24E&27 Rules
Date Of Receipt : August 11, 2016
Date Of Issue : September 09, 2016

Test By



(Daisy Qin)

Reviewed By



(Sol Qin)

Authorized by



(Michal Ling)

Prepared by

QTC Certification & Testing Co., Ltd.
2nd Floor,B1 Buiding,Fengyeyuan Industrial Plant,,Liuxian
2st.Road,Xin'an Street,Bao'an District,,Shenzhen,
518000China.

Registration Number: 588523

REPORT REVISE RECORD

Report Version	Revise Time	Issued Date	Valid Version	Notes
V1.0	/	September 09, 2016	Valid	Original Report
V1.1	/	October 08, 2016	Valid	Original Report

TABLE OF CONTENTS

1	CERTIFICATION	4
2	EUT INFORMATION	5
3	TEST DESCRIPTION	7
3.1	TEST FACILITY	7
3.2	EUT SYSTEM CONFIGURATION	7
3.3	DESCRIPTION OF TEST CHANNELS AND TEST MODES.....	8
3.4	EQUIPMENT MODIFICATIONS.....	10
4	SUMMARY OF TEST REQUIREMENTS AND RESULTS	11
5	MEASUREMENT INSTRUMENTS	13
6	EFFECTIVE (ISOTROPIC) RADIATED POWER	14
6.1	MEASUREMENT RESULT	14
7	SPURIOUS EMISSION (CONDUCTED AND RADIATED)	36
7.1	MEASUREMENT RESULT	36
7.2	TEST PLOT(S).....	41
7.2.1	CONDUCTED METHOD	41
7.2.2	RADIATED METHOD.....	102
8	OCCUPIED BANDWIDTH& EMISSION BANDWIDTH	110
8.1	MEASUREMENT RESULT	110
	BAND 2:	112
	BAND 4:	113
	BAND 7:	115
8.2	TEST PLOT(S).....	116
	APPENDIX B: TEST PLOTS FOR OCCUPIED BANDWIDTH (99% AND -26DBC)	116

1 CERTIFICATION

Applicant	TECNO MOBILE LIMITED
Address	ROOMS 05-15, 13A/F., SOUTH TOWER,WORLD FINANCE CENTRE, HARBOUR CITY, 17 CANTON ROAD, TSIM SHA TSUI, KOWLOON, HONG KONG
Manufacturer	SHENZHEN TECNO TECHNOLOGY CO.,LTD.
Address	1-4th Floor,3rd Building,Pacific Industrial Park,No.2088,Shenyan Road,Yantian District,Shenzhen,Guangdong,China
Equipment Type	Mobile phone
Brand Name	
Test Model	W5
Hardware version:	AW875L-MB-BOM-V2.01
Software version:	W5-AW875C1-M-160721V1
Series Model	N/A
Difference description	N/A
Deviation	None
Condition of Test Sample	Normal

We hereby certify that:

All measurement facilities used to collect the measurement data are located at QTC Certification & Testing Co., Ltd.

Registration Number: 588523

The data evaluation, test procedures, and equipment configurations shown in this report were made in accordance with the procedures given in ANSI C 63.4:2014 and TIA/EIA 603. The sample tested as described in this report is in compliance with the FCC Rules Part 22H and 24E and 27.

The test results of this report relate only to the tested sample identified in this report.

2 EUT INFORMATION

Table 2.1.1 General Information

Equipment Type:	Mobile phone
Hardware version:	AW875L-MB-BOM-V2.01
Software version:	W5-AW875C1-M-160721V1
Frequency Bands:	<input checked="" type="checkbox"/> GSM 850 <input checked="" type="checkbox"/> PCS 1900 (U.S. Bands) UTRA Bands: <input checked="" type="checkbox"/> UTRA Band 2 <input checked="" type="checkbox"/> UTRA Band 5 (U.S. Bands) E-UTRA Bands: <input checked="" type="checkbox"/> E-UTRA Band 2 <input checked="" type="checkbox"/> E-UTRA Band 4 <input checked="" type="checkbox"/> E-UTRA Band 7
Antenna Type:	Internal Antenna (PIFA)
Antenna gain:	BAND 2(PCS 1900/ E-UTRA Band 2/ UTRA Band 2): -4dBi BAND 4(E-UTRA Band 4): -4dBi BAND 7(E-UTRA Band 7): -4dBi BAND 5(GSM850/ UTRA Band 5): -4dBi
Battery information:	Li-ion Battery : BL-30RT Voltage: 3.85V Capacity: 3000mAh Limited Charge Voltage: 4.4V
Adapter Information:	Adapter: A8-501000 Input: AC 100-240VAC 50/60Hz 0.2A Output: DC 5V 1A
Card(S):	Card 1: E-UTRA Card Slot Card 2: GSM Card Slot
Max power:	See Table 2.1.2
Extreme Vol. Limits:	DC 3.5V to 4.4V (Normal: DC 3.85V)
Extreme Temp. Tolerance	-10°C to +55°C

Note 1: The High Voltage DC 4.4V and Low Voltage DC 3.5V were declared by manufacturer, The EUT couldn't be operating normally with higher or lower voltage.

Table 2.1.2 The Basic Technical Specification for Working BAND(S).

OPERATION BAND(S)	Power Class	Mod.	Max Average (dBm)	Max Peak Power (dBm)
GSM850	Class 4	GMSK	31.48	32.96
DCS1900	Class 1	GMSK	28.47	29.76
UTRA BAND 2	Class 3	QPSK	22.39	23.36
UTRA BAND 5	Class 3	QPSK	22.05	23.38
E-UTRA Band 2	Class 3	QPSK	22.98	25.00
E-UTRA Band 2	Class 3	16QAM	22.99	24.98
E-UTRA Band 4	Class 3	QPSK	22.99	24.99
E-UTRA Band 4	Class 3	16QAM	23.00	24.99
E-UTRA Band 7	Class 3	QPSK	23.00	25.00
E-UTRA Band 7	Class 3	16QAM	23.00	24.97

3 TEST DESCRIPTION

3.1 Test Facility

The test site used to collect the radiated data is located at:
 QTC Certification & Testing Co., Ltd.
 Registration Number: 588523

3.2 EUT System Configuration

The EUT configuration for testing is installed on RF field strength measurement to meet the Commission’s requirement and operating in a manner which intends to maximize its emission characteristics in a continuous normal application.

Fig. 3.2-1 Configuration of EUT System



Table 3.2-1 Equipment Used in EUT System

Item	Equipment	Model No.	ID or Specification	Note
1	Mobile phone	W5	2ADYY-W5	EUT

***Note: All the accessories have been used during the test. The following “EUT” in setup diagram means EUT system.

3.3 Description Of Test Channels And Test Modes

Test channels:

GSM 850			
Test Channel	BW(MHz)	UL Channel	Frequency(MHz)
Low Range	0.2	128	824.2
Mid Range	0.2	190	836.6
High Range	0.2	251	848.8

PCS 1900			
Test Channel	BW(MHz)	UL Channel	Frequency(MHz)
Low Range	0.2	512	1850.2
Mid Range	0.2	661	1880
High Range	0.2	810	1909.8

URTA BAND 2			
Test Channel	BW(MHz)	UL Channel	Frequency(MHz)
Low Range	5	9262	1852.4
Mid Range	5	9400	1880
High Range	5	9538	1907.6

URTA BAND 5			
Test Channel	BW(MHz)	UL Channel	Frequency(MHz)
Low Range	5	4133	826.6
Mid Range	5	4175	835
High Range	5	4232	846.4

LTE BAND 2			
Test Channel	BW(MHz)	UL Channel	Frequency(MHz)
Low Range	1.4	18607	1850.7
	3	18615	1851.5
	5	18625	1852.5
	10	18650	1855
	15	18675	1857.5
	20	18700	1860
Mid Range	1.4/3/5/10 15 /20	18900	1880
High Range	1.4	19193	1909.3
	3	19185	1908.5
	5	19175	1907.5
	10	19150	1905
	15	19125	1902.5
	20	19100	1900

LTE BAND 4			
Test Channel	BW(MHz)	UL Channel	Frequency(MHz)
Low Range	1.4	19957	1710.7
	3	19965	1711.5
	5	19975	1712.5
	10	20000	1715
	15	20025	1717.5
	20	20050	1720
Mid Range	1.4/3/5/10/15/20	20175	1732.5
High Range	1.4	20393	1754.3
	3	20385	1753.5
	5	20375	1752.5
	10	20350	1750
	15	20325	1747.5
	20	20300	1745

LTE BAND 7			
Test Channel	BW(MHz)	UL Channel	Frequency(MHz)
Low Range	5	20775	2502.5
	10	20800	2505
	15	20825	2507.5
	20	20850	2510
Mid Range	5/10/15/20	21100	2535
High Range	5	21425	2567.5
	10	21400	2565
	15	21375	2562.5
	20	21350	2560

Note 1: both QPSK&16QAM modulation has been measured;

Note 2: The worst condition was recorded in the test report if no other modes test data.

3.4 Equipment Modifications

Not available for this EUT intended for grant.

4 SUMMARY OF TEST REQUIREMENTS AND RESULTS

BAND 2(PCS 1900/ E-UTRA Band 2/ UTRA Band 2):

Test Item	FCC Rule No.	Requirements	Judgement
Effective (Isotropic) Radiated Power	§2.1046, §24.232(c)	EIRP ≤ 2W(33dBm)	Pass
Bandwidth	§2.1049 §24.238(a)	OBW: No limit. EBW: No limit.	Pass
Band Edges	§2.1051, §24.238(a)	-13dBm	Pass
Spurious Emission at Antenna Terminals	§2.1051, §24.238(a)	-13dBm	Pass
Field Strength of Spurious Radiation	§2.1053, §24.238(a)	-13dBm	Pass
Frequency Stability	§2.1055, §24.235	the fundamental emission stays within the authorized frequency block.	Pass
Peak to average ratio	§24.232(d)	<13dB	Pass

BAND 4(E-UTRA Band 4):

Test Item	FCC Rule No.	Requirements	Judgement
Effective (Isotropic) Radiated Power	§2.1046, §27.50(d)	EIRP ≤ 1W(30dBm)	Pass
Bandwidth	§2.1049	OBW: No limit. EBW: No limit.	Pass
Band Edges	§2.1051, §27.53(h)	-13dBm	Pass
Spurious Emission at Antenna Terminals	§2.1051, §27.53(h)	-13dBm	Pass
Field Strength of Spurious Radiation	§2.1053, §27.53(h)	-13dBm	Pass
Frequency Stability	§2.1055, §27.54	the fundamental emissions stay within the authorized bands of operation.	Pass
Peak to average ratio	§27.50(d)	<13dB	Pass

BAND 7(E-UTRA Band 7):

Test Item	FCC Rule No.	Requirements	Judgement
Effective (Isotropic) Radiated Power	§2.1046, §27.50(h)	EIRP \leq 2W(33dBm)	Pass
Bandwidth	§2.1049	OBW: No limit. EBW: No limit.	Pass
Band Edges	§2.1051, §27.53(m)	KDB 971 168 D02 971168 D02 Misc OOB License Digital Systems v01 &27.53(m) for detail the limit is upon different OBW	Pass
Spurious Emission at Antenna Terminals	§2.1051, §27.53(m)	-25dBm	Pass
Field Strength of Spurious Radiation	§2.1053, §27.53(m)	-25dBm	Pass
Frequency Stability	§2.1055, §27.54	the fundamental emissions stay within the authorized bands of operation.	Pass

BAND 5(GSM850/ UTRA Band 5):

Test Item	FCC Rule No.	Requirements	Judgement
Effective (Isotropic) Radiated Power	§2.1046, §2.913(a)	EIRP \leq 7W(38dBm)	Pass
Occupied Bandwidth	§2.1049	OBW: No limit.	Pass
Emission Bandwidth	22.917(b)	EBW: No limit.	Pass
Band Edges Compliance	§2.1051, §22.917(a)(b)	KDB 971 168 D02 971168 D02 Misc OOB License Digital Systems v01 &27.53(m) for detail the limit is upon different OBW	Pass
Spurious Emission at Antenna Terminals	§2.1051, §22.917	-25dBm	Pass
Field Strength of Spurious Radiation	§2.1053, §22.917	-25dBm	Pass
Frequency Stability	§2.1055, §22.355	the fundamental emissions stay within the authorized bands of operation.	Pass

5 MEASUREMENT INSTRUMENTS

NAME OF EQUIPMENT	MANUFACTURER	MODEL	SERIAL NUMBER	Calibration Date	Calibration Due.
EMI Test Receiver	R&S	ESCI	100005	08/19/2016	08/18/2017
LISN	AFJ	LS16	16010222119	08/19/2016	08/18/2017
LISN(EUT)	Mestec	AN3016	04/10040	08/19/2016	08/18/2017
Universal Radio Communication Tester	R&S	CMU 200	1100.0008.02	08/19/2016	08/18/2017
Coaxial cable	Megalon	LMR400	N/A	08/12/2016	08/11/2017
GPIB cable	Megalon	GPIB	N/A	08/12/2016	08/11/2017
Spectrum Analyzer	R&S	FSU	100114	08/19/2016	08/18/2017
Pre Amplifier	H.P.	HP8447E	2945A02715	10/13/2016	10/12/2017
Pre-Amplifier	CDSI	PAP-1G18-38	--	10/13/2016	10/12/2017
Loop Antenna	R&S	HFH2-Z2	100296	10/13/2016	10/12/2017
Bi-log Antenna	SUNOL Sciences	JB3	A021907	09/13/2016	09/12/2017
9*6*6 Anechoic	--	--	--	08/21/2016	08/20/2017
Horn Antenna	COMPLIANCE ENGINEERING	CE18000	--	09/13/2016	09/12/2017
Horn Antenna	SCHWARZBECK	BBHA9120D	9120D-631	08/23/2016	08/22/2017
Power meter	Anritsu	ML2487A	6K00003613	08/23/2016	08/22/2017
Power meter	Anritsu	MA2491A	32263	08/23/2016	08/22/2017
Cable	TIME MICROWAVE	LMR-400	N-TYPE04	04/24/2016	04/23/2017
System-Controller	CCS	N/A	N/A	N.C.R	N.C.R
Turn Table	CCS	N/A	N/A	N.C.R	N.C.R
Antenna Tower	CCS	N/A	N/A	N.C.R	N.C.R
RF cable	Murata	MXHQ87WA3000	-	08/21/2016	08/20/2017
Loop Antenna	EMCO	6502	00042960	08/22/2016	08/21/2017
Wideband Radio Communication Tester	R&S	CMW 500	103974	08/19/2016	08/18/2017
Horn Antenna	SCHWARZBECK	BBHA 9170	1123	08/19/2016	08/18/2017
H & T Chamber	Guangzhou gongwen	GDJS-500-40	0329	08/19/2016	08/18/2017

6 EFFECTIVE (ISOTROPIC) RADIATED POWER

6.1 Measurement Result

Card 1

GSM850 BAND:

Mode	Frequency (MHz)	Peak Power	Avg.Burst Power	Tolerance	Duty cycle Factor(dB)	Frame Power(dBm)
GSM850	824.2	32.52	31.12	1.40	-9	22.12
	836.6	32.96	31.27	1.69	-9	22.27
	848.8	32.59	31.42	1.17	-9	22.42
GPRS850	824.2	29.48	28.23	1.25	-9	19.23
	836.6	29.62	28.93	0.69	-9	19.93
	848.8	29.04	28.59	0.45	-9	19.59
EGPRS850	824.2	25.44	24.43	1.01	-9	15.43
	836.6	25.60	24.90	0.70	-9	15.90
	848.8	25.55	24.80	0.75	-9	15.80

PCS1900 BAND:

Mode	Frequency (MHz)	Peak Power	Avg.Burst Power	Tolerance	Duty cycle Factor(dB)	Frame Power(dBm)
GSM1900	1850.2	29.30	28.33	0.97	-9	19.33
	1880	29.37	28.35	1.02	-9	19.35
	1909.8	29.05	28.30	0.75	-9	19.30
GPRS1900	1850.2	26.62	25.38	1.24	-9	16.38
	1880	26.89	26.55	0.34	-9	17.55
	1909.8	26.54	26.45	0.09	-9	17.45
EGPRS1900	1850.2	24.34	23.59	0.75	-9	14.59
	1880	24.75	24.24	0.51	-9	15.24
	1909.8	24.65	23.95	0.70	-9	14.95

Card 2**GSM850 BAND:**

Mode	Frequency (MHz)	Peak Power	Avg.Burst Power	Tolerance	Duty cycle Factor(dB)	Frame Power(dBm)
GSM850	824.2	32.28	31.29	0.99	-9	22.29
	836.6	32.42	31.48	0.94	-9	22.48
	848.8	32.21	31.39	0.82	-9	22.39
GPRS850	824.2	29.59	28.53	1.06	-9	19.53
	836.6	29.71	28.63	1.08	-9	19.63
	848.8	29.48	28.41	1.07	-9	19.41
EGPRS850	824.2	25.58	24.50	1.08	-9	15.50
	836.6	25.75	24.86	0.89	-9	15.86
	848.8	25.57	24.14	1.43	-9	15.14

PCS1900 BAND:

Mode	Frequency (MHz)	Peak Power	Avg.Burst Power	Tolerance	Duty cycle Factor(dB)	Frame Power(dBm)
GSM1900	1850.2	29.16	28.10	1.06	-9	19.10
	1880	29.76	28.47	1.29	-9	19.47
	1909.8	29.02	28.13	0.89	-9	19.13
GPRS1900	1850.2	26.52	25.57	0.95	-9	16.57
	1880	27.70	25.74	1.96	-9	16.74
	1909.8	26.66	25.69	0.97	-9	16.69
EGPRS1900	1850.2	24.46	23.53	0.93	-9	14.53
	1880	24.48	23.69	0.79	-9	14.69
	1909.8	24.41	23.57	0.84	-9	14.57

UTRA BANDS:**BAND 2:**

Mode	Frequency (MHz)	Peak Power (dBm)	Avg. Burst Power(dBm)	PAPR (dB)
RMC 12.2K	1852.6	22.77	22.26	0.51
	1880	22.86	22.39	0.47
	1907.4	22.33	22.18	0.15
HSDPA SUBTEST 1	1852.6	20.79	20.16	0.63
	1880	21.03	20.17	0.86
	1907.4	21.10	19.87	1.23
HSUPA SUBTEST 1	1852.6	20.74	19.85	0.89
	1880	21.18	19.89	1.29
	1907.4	21.09	20.12	0.97

BAND 5:

Mode	Frequency (MHz)	Peak Power (dBm)	Avg. Burst Power(dBm)	PAPR (dB)
RMC 12.2K	826.6	22.38	22.05	1.33
	835	22.57	22.48	0.89
	846.4	22.35	22.33	1.22
HSDPA SUBTEST 1	826.6	20.73	20.39	0.35
	835	21.21	20.03	1.18
	846.4	21.24	19.73	1.52
HSUPA SUBTEST 1	826.6	21.10	19.67	1.42
	835	21.18	19.74	1.43
	846.4	20.96	20.10	0.87

**E-UTRA BANDS:
BAND 2:**

Bandwidth	UL Channel	Frequency	Modulation	RB	RB	Average	Peak
				Size	Offset	(dBm)	(dBm)
1.4	18607	1850.7	QPSK	1	LOW	22.66	24.41
1.4	18607	1850.7	QPSK	1	MID	21.65	23.46
1.4	18607	1850.7	QPSK	1	HIGH	21.91	24.87
1.4	18607	1850.7	QPSK	3	LOW	22.32	23.3
1.4	18607	1850.7	QPSK	3	MID	22.64	23.01
1.4	18607	1850.7	QPSK	3	HIGH	21.89	24.6
1.4	18607	1850.7	QPSK	6	LOW	21.02	24.01
1.4	18607	1850.7	Q16	1	LOW	21.51	24.56
1.4	18607	1850.7	Q16	1	MID	21.86	23.91
1.4	18607	1850.7	Q16	1	HIGH	21.54	24.49
1.4	18607	1850.7	Q16	3	LOW	21.44	25
1.4	18607	1850.7	Q16	3	MID	21.75	23.13
1.4	18607	1850.7	Q16	3	HIGH	21.63	24.13
1.4	18607	1850.7	Q16	6	LOW	21.3	23.09
1.4	18900	1880	QPSK	1	LOW	22.04	23.14
1.4	18900	1880	QPSK	1	MID	22.88	23.89
1.4	18900	1880	QPSK	1	HIGH	21.5	23.91
1.4	18900	1880	QPSK	3	LOW	22.76	24.52
1.4	18900	1880	QPSK	3	MID	21.93	23.13
1.4	18900	1880	QPSK	3	HIGH	22.9	23.99
1.4	18900	1880	QPSK	6	LOW	21.43	24.12
1.4	18900	1880	Q16	1	LOW	21.72	23.8
1.4	18900	1880	Q16	1	MID	22.52	24.5
1.4	18900	1880	Q16	1	HIGH	21.96	23.01
1.4	18900	1880	Q16	3	LOW	22.45	24.74
1.4	18900	1880	Q16	3	MID	21.75	23.71
1.4	18900	1880	Q16	3	HIGH	21.96	24.98
1.4	18900	1880	Q16	6	LOW	21.08	23.78
1.4	19193	1909.3	QPSK	1	LOW	21.61	24.88
1.4	19193	1909.3	QPSK	1	MID	21.49	24.33
1.4	19193	1909.3	QPSK	1	HIGH	22.43	24.08
1.4	19193	1909.3	QPSK	3	LOW	22.31	24.69
1.4	19193	1909.3	QPSK	3	MID	21.6	23.33
1.4	19193	1909.3	QPSK	3	HIGH	21.6	24.54
1.4	19193	1909.3	QPSK	6	LOW	22.31	24.35

Bandwidth	UL Channel	Frequency	Modulation	RB	RB	Average	Peak
				Size	Offset	(dBm)	(dBm)
1.4	19193	1909.3	Q16	1	LOW	21.4	23.23
1.4	19193	1909.3	Q16	1	MID	22.42	23.26
1.4	19193	1909.3	Q16	1	HIGH	22.46	24.94
1.4	19193	1909.3	Q16	3	LOW	22.61	24.12
1.4	19193	1909.3	Q16	3	MID	21.53	23.97
1.4	19193	1909.3	Q16	3	HIGH	21.56	23.31
1.4	19193	1909.3	Q16	6	LOW	21.25	23.22
3	18615	1851.5	QPSK	1	LOW	22.81	24.51
3	18615	1851.5	QPSK	1	MID	22.65	24.9
3	18615	1851.5	QPSK	1	HIGH	21.77	23.57
3	18615	1851.5	QPSK	8	LOW	22.57	23.69
3	18615	1851.5	QPSK	8	MID	22.24	24.50
3	18615	1851.5	QPSK	8	HIGH	21.95	23.12
3	18615	1851.5	QPSK	15	LOW	22.12	23.83
3	18615	1851.5	Q16	1	LOW	22.75	23.93
3	18615	1851.5	Q16	1	MID	22.89	23.51
3	18615	1851.5	Q16	1	HIGH	22.32	24.62
3	18615	1851.5	Q16	8	LOW	22.02	23.29
3	18615	1851.5	Q16	8	MID	21.3	23.19
3	18615	1851.5	Q16	8	HIGH	21.64	24.88
3	18615	1851.5	Q16	15	LOW	21.71	23.91
3	18900	1880	QPSK	1	LOW	22.29	24.51
3	18900	1880	QPSK	1	MID	21.68	24.48
3	18900	1880	QPSK	1	HIGH	21.28	23.98
3	18900	1880	QPSK	8	LOW	21.38	24.21
3	18900	1880	QPSK	8	MID	22.91	23.64
3	18900	1880	QPSK	8	HIGH	21.32	24.45
3	18900	1880	QPSK	15	LOW	22.66	23.53
3	18900	1880	Q16	1	LOW	21.12	24.79
3	18900	1880	Q16	1	MID	22.57	23.04
3	18900	1880	Q16	1	HIGH	21.09	24.62
3	18900	1880	Q16	8	LOW	21.02	24.2
3	18900	1880	Q16	8	MID	21.3	23.79
3	18900	1880	Q16	8	HIGH	21.33	23.81
3	18900	1880	Q16	15	LOW	21.18	24.00
3	19185	1908.5	QPSK	1	LOW	21.3	23.47
3	19185	1908.5	QPSK	1	MID	21.98	23.26

Bandwidth	UL Channel	Frequency	Modulation	RB	RB	Average	Peak
				Size	Offset	(dBm)	(dBm)
3	19185	1908.5	QPSK	1	HIGH	21.39	23.95
3	19185	1908.5	QPSK	8	LOW	22.3	24.40
3	19185	1908.5	QPSK	8	MID	22.18	23.67
3	19185	1908.5	QPSK	8	HIGH	21.77	24.63
3	19185	1908.5	QPSK	15	LOW	21.43	24.29
3	19185	1908.5	Q16	1	LOW	21.01	24.73
3	19185	1908.5	Q16	1	MID	21.56	23.93
3	19185	1908.5	Q16	1	HIGH	21.54	24.45
3	19185	1908.5	Q16	8	LOW	22.11	23.02
3	19185	1908.5	Q16	8	MID	21.8	23.81
3	19185	1908.5	Q16	8	HIGH	21.2	23.01
3	19185	1908.5	Q16	15	LOW	22.15	23.88
5	18625	1852.5	QPSK	1	LOW	22.95	24.01
5	18625	1852.5	QPSK	1	MID	22.65	23.19
5	18625	1852.5	QPSK	1	HIGH	22.58	23.46
5	18625	1852.5	QPSK	12	LOW	22.66	23.01
5	18625	1852.5	QPSK	12	MID	22.25	24.4
5	18625	1852.5	QPSK	12	HIGH	22.33	24.21
5	18625	1852.5	QPSK	25	LOW	21.77	23.3
5	18625	1852.5	Q16	1	LOW	21.08	24.49
5	18625	1852.5	Q16	1	MID	22.58	24.35
5	18625	1852.5	Q16	1	HIGH	22.73	24.40
5	18625	1852.5	Q16	12	LOW	21.3	24.36
5	18625	1852.5	Q16	12	MID	21.58	24.92
5	18625	1852.5	Q16	12	HIGH	22.79	24.6
5	18625	1852.5	Q16	25	LOW	22.22	24.73
5	18900	1880	QPSK	1	LOW	21.26	23.93
5	18900	1880	QPSK	1	MID	21.51	23.57
5	18900	1880	QPSK	1	HIGH	21.04	24.46
5	18900	1880	QPSK	12	LOW	21.86	24.48
5	18900	1880	QPSK	12	MID	22.75	24.62
5	18900	1880	QPSK	12	HIGH	21.26	23.79
5	18900	1880	QPSK	25	LOW	21.94	23.08
5	18900	1880	Q16	1	LOW	21.07	23.37
5	18900	1880	Q16	1	MID	22.55	23.52
5	18900	1880	Q16	1	HIGH	22.64	24.85
5	18900	1880	Q16	12	LOW	22.61	24.92

Bandwidth	UL Channel	Frequency	Modulation	RB	RB	Average	Peak
				Size	Offset	(dBm)	(dBm)
5	18900	1880	Q16	12	MID	21.15	23.88
5	18900	1880	Q16	12	HIGH	22.16	24.05
5	18900	1880	Q16	25	LOW	22.06	23.06
5	19175	1907.5	QPSK	1	LOW	22.95	24.83
5	19175	1907.5	QPSK	1	MID	21.72	24.3
5	19175	1907.5	QPSK	1	HIGH	22.29	24.05
5	19175	1907.5	QPSK	12	LOW	21.11	24.32
5	19175	1907.5	QPSK	12	MID	22.48	24.52
5	19175	1907.5	QPSK	12	HIGH	21.3	24.81
5	19175	1907.5	QPSK	25	LOW	21.78	24.13
5	19175	1907.5	Q16	1	LOW	21.21	23.48
5	19175	1907.5	Q16	1	MID	21.57	23.85
5	19175	1907.5	Q16	1	HIGH	22.13	24.32
5	19175	1907.5	Q16	12	LOW	21.17	23.44
5	19175	1907.5	Q16	12	MID	22.73	24.19
5	19175	1907.5	Q16	12	HIGH	22.15	24.29
5	19175	1907.5	Q16	25	LOW	22.35	23.97
10	18650	1855	QPSK	1	LOW	21.98	23.29
10	18650	1855	QPSK	1	MID	21.28	23.65
10	18650	1855	QPSK	1	HIGH	22.86	24.43
10	18650	1855	QPSK	25	LOW	21.34	23.62
10	18650	1855	QPSK	25	MID	22.97	24.42
10	18650	1855	QPSK	25	HIGH	22.04	23.87
10	18650	1855	QPSK	50	LOW	21.05	23.51
10	18650	1855	Q16	1	LOW	21.93	23.36
10	18650	1855	Q16	1	MID	22.62	24.21
10	18650	1855	Q16	1	HIGH	22.77	25
10	18650	1855	Q16	25	LOW	22.77	24.45
10	18650	1855	Q16	25	MID	21.53	23.91
10	18650	1855	Q16	25	HIGH	21.63	24.23
10	18650	1855	Q16	50	LOW	22.46	24.01
10	18900	1880	QPSK	1	LOW	22.17	24.00
10	18900	1880	QPSK	1	MID	21.33	23.58
10	18900	1880	QPSK	1	HIGH	21.9	23.2
10	18900	1880	QPSK	25	LOW	21.99	24.54
10	18900	1880	QPSK	25	MID	22.43	24.75
10	18900	1880	QPSK	25	HIGH	21.08	23.45

Bandwidth	UL Channel	Frequency	Modulation	RB	RB	Average	Peak
				Size	Offset	(dBm)	(dBm)
10	18900	1880	QPSK	50	LOW	22.76	23.35
10	18900	1880	Q16	1	LOW	22	24.91
10	18900	1880	Q16	1	MID	22.97	24.98
10	18900	1880	Q16	1	HIGH	21.84	24.15
10	18900	1880	Q16	25	LOW	21.65	24.85
10	18900	1880	Q16	25	MID	22.6	23.90
10	18900	1880	Q16	25	HIGH	21.18	23.66
10	18900	1880	Q16	50	LOW	22.54	23.70
10	19150	1905	QPSK	1	LOW	22.95	23.59
10	19150	1905	QPSK	1	MID	21.86	24.57
10	19150	1905	QPSK	1	HIGH	22.21	24.19
10	19150	1905	QPSK	25	LOW	22.22	23.55
10	19150	1905	QPSK	25	MID	21.83	24.01
10	19150	1905	QPSK	25	HIGH	22.89	24.96
10	19150	1905	QPSK	50	LOW	21.06	24.88
10	19150	1905	Q16	1	LOW	22.04	24.30
10	19150	1905	Q16	1	MID	22.94	24.75
10	19150	1905	Q16	1	HIGH	22.77	23.58
10	19150	1905	Q16	25	LOW	22.15	24.99
10	19150	1905	Q16	25	MID	21.63	23.74
10	19150	1905	Q16	25	HIGH	22.8	23.62
10	19150	1905	Q16	50	LOW	22.95	23.60
15	18675	1857.5	QPSK	1	LOW	21.59	23.78
15	18675	1857.5	QPSK	1	MID	21.03	24.82
15	18675	1857.5	QPSK	1	HIGH	21.07	24.55
15	18675	1857.5	QPSK	36	LOW	22.07	23.93
15	18675	1857.5	QPSK	36	MID	21.8	24.50
15	18675	1857.5	QPSK	36	HIGH	22.57	24.77
15	18675	1857.5	QPSK	75	LOW	21.61	24.66
15	18675	1857.5	Q16	1	LOW	22.39	24.19
15	18675	1857.5	Q16	1	MID	21.87	23.52
15	18675	1857.5	Q16	1	HIGH	22.25	23.27
15	18675	1857.5	Q16	36	LOW	21.9	24.84
15	18675	1857.5	Q16	36	MID	22.47	23.47
15	18675	1857.5	Q16	36	HIGH	22.46	23.37
15	18675	1857.5	Q16	75	LOW	21.93	23.55
15	18900	1880	QPSK	1	LOW	21.74	23.36

Bandwidth	UL Channel	Frequency	Modulation	RB	RB	Average	Peak
				Size	Offset	(dBm)	(dBm)
15	18900	1880	QPSK	1	MID	22.78	23.96
15	18900	1880	QPSK	1	HIGH	22.93	23.39
15	18900	1880	QPSK	36	LOW	21.11	24.38
15	18900	1880	QPSK	36	MID	21.3	24.19
15	18900	1880	QPSK	36	HIGH	22.21	24.30
15	18900	1880	QPSK	75	LOW	21.92	23.60
15	18900	1880	Q16	1	LOW	22.99	23.26
15	18900	1880	Q16	1	MID	22.59	24.13
15	18900	1880	Q16	1	HIGH	22.78	24.47
15	18900	1880	Q16	36	LOW	21.52	23.04
15	18900	1880	Q16	36	MID	21.16	23.45
15	18900	1880	Q16	36	HIGH	22.23	24.29
15	18900	1880	Q16	75	LOW	22.74	24.30
15	19125	1902.5	QPSK	1	LOW	21.64	24.19
15	19125	1902.5	QPSK	1	MID	22.62	24.99
15	19125	1902.5	QPSK	1	HIGH	22.3	24.83
15	19125	1902.5	QPSK	36	LOW	21.9	24.78
15	19125	1902.5	QPSK	36	MID	21.72	24.42
15	19125	1902.5	QPSK	36	HIGH	22.19	23.45
15	19125	1902.5	QPSK	75	LOW	22.91	24.55
15	19125	1902.5	Q16	1	LOW	21.32	24.54
15	19125	1902.5	Q16	1	MID	22.27	23.56
15	19125	1902.5	Q16	1	HIGH	22.71	24.44
15	19125	1902.5	Q16	36	LOW	22.18	23.13
15	19125	1902.5	Q16	36	MID	21.05	24.29
15	19125	1902.5	Q16	36	HIGH	22.94	24.62
15	19125	1902.5	Q16	75	LOW	21.1	24.75
20	18700	1860	QPSK	1	LOW	22.82	24.61
20	18700	1860	QPSK	1	MID	22.89	24.84
20	18700	1860	QPSK	1	HIGH	21.65	23.32
20	18700	1860	QPSK	50	LOW	22.58	23.96
20	18700	1860	QPSK	50	MID	22	23.94
20	18700	1860	QPSK	50	HIGH	21.21	24.17
20	18700	1860	QPSK	100	LOW	22.12	23.43
20	18700	1860	Q16	1	LOW	21.8	24.43
20	18700	1860	Q16	1	MID	21.15	24.51
20	18700	1860	Q16	1	HIGH	21.27	24.57

Bandwidth	UL Channel	Frequency	Modulation	RB	RB	Average	Peak
				Size	Offset	(dBm)	(dBm)
20	18700	1860	Q16	50	LOW	21.64	23.71
20	18700	1860	Q16	50	MID	21.65	24.32
20	18700	1860	Q16	50	HIGH	22.12	24.59
20	18700	1860	Q16	100	LOW	21.68	24.25
20	18900	1880	QPSK	1	LOW	21.29	23.06
20	18900	1880	QPSK	1	MID	22.12	24.45
20	18900	1880	QPSK	1	HIGH	21.76	24.64
20	18900	1880	QPSK	50	LOW	21.41	24.69
20	18900	1880	QPSK	50	MID	22.06	23.37
20	18900	1880	QPSK	50	HIGH	22.75	23.62
20	18900	1880	QPSK	100	LOW	22.78	23.74
20	18900	1880	Q16	1	LOW	21.29	23.14
20	18900	1880	Q16	1	MID	21.35	24.41
20	18900	1880	Q16	1	HIGH	22.74	24.43
20	18900	1880	Q16	50	LOW	21.29	24.82
20	18900	1880	Q16	50	MID	21.02	24.07
20	18900	1880	Q16	50	HIGH	22.13	23.59
20	18900	1880	Q16	100	LOW	22.28	24.44
20	19100	1900	QPSK	1	LOW	22.56	23.62
20	19100	1900	QPSK	1	MID	21.31	24.48
20	19100	1900	QPSK	1	HIGH	22.1	23.36
20	19100	1900	QPSK	50	LOW	22.87	23.85
20	19100	1900	QPSK	50	MID	21.64	23.51
20	19100	1900	QPSK	50	HIGH	22.7	23.04
20	19100	1900	QPSK	100	LOW	22.9	24.78
20	19100	1900	Q16	1	LOW	22.21	23.23
20	19100	1900	Q16	1	MID	22.63	23.66
20	19100	1900	Q16	1	HIGH	22.53	24.87
20	19100	1900	Q16	50	LOW	21.2	23.33
20	19100	1900	Q16	50	MID	21.16	24.77
20	19100	1900	Q16	50	HIGH	22.27	24.19
20	19100	1900	Q16	100	LOW	22.88	23.72

BAND 4:

Bandwidth	UL Channel	Frequency	Modulation	RB	RB	Average (dBm)	Peak (dBm)
				Size	Offset		
1.4	19957	1710.7	QPSK	1	LOW	21.25	24.21
1.4	19957	1710.7	QPSK	1	MID	22.19	23.67
1.4	19957	1710.7	QPSK	1	HIGH	23	23.23
1.4	19957	1710.7	QPSK	3	LOW	22.79	24.31
1.4	19957	1710.7	QPSK	3	MID	22.38	23.58
1.4	19957	1710.7	QPSK	3	HIGH	21.43	23.48
1.4	19957	1710.7	QPSK	6	LOW	22.54	24.24
1.4	19957	1710.7	Q16	1	LOW	22.18	23.97
1.4	19957	1710.7	Q16	1	MID	22.79	23.36
1.4	19957	1710.7	Q16	1	HIGH	22.75	23.75
1.4	19957	1710.7	Q16	3	LOW	21.65	23.37
1.4	19957	1710.7	Q16	3	MID	22.28	24.05
1.4	19957	1710.7	Q16	3	HIGH	21.93	23.41
1.4	19957	1710.7	Q16	6	LOW	22.89	23.12
1.4	20393	1754.3	QPSK	1	LOW	22.58	24.69
1.4	20393	1754.3	QPSK	1	MID	22.78	23.52
1.4	20393	1754.3	QPSK	1	HIGH	21.02	24.00
1.4	20393	1754.3	QPSK	3	LOW	22.98	24.6
1.4	20393	1754.3	QPSK	3	MID	22.21	24.31
1.4	20393	1754.3	QPSK	3	HIGH	22.85	23.24
1.4	20393	1754.3	QPSK	6	LOW	22.46	23.81
1.4	20393	1754.3	Q16	1	LOW	22.26	24.1
1.4	20393	1754.3	Q16	1	MID	22.98	23.2
1.4	20393	1754.3	Q16	1	HIGH	22.8	24.48
1.4	20393	1754.3	Q16	3	LOW	22.43	23.66
1.4	20393	1754.3	Q16	3	MID	21.45	23.97
1.4	20393	1754.3	Q16	3	HIGH	22.32	23.96
1.4	20393	1754.3	Q16	6	LOW	21.72	24.96
1.4	20175	1732.5	QPSK	1	LOW	22.55	24.42
1.4	20175	1732.5	QPSK	1	MID	22.56	23.29
1.4	20175	1732.5	QPSK	1	HIGH	21.22	24.1
1.4	20175	1732.5	QPSK	3	LOW	21.63	24.31
1.4	20175	1732.5	QPSK	3	MID	22.07	23.2
1.4	20175	1732.5	QPSK	3	HIGH	21.28	24.27
1.4	20175	1732.5	QPSK	6	LOW	22.13	23.14
1.4	20175	1732.5	Q16	1	LOW	23	23.15

Bandwidth	UL Channel	Frequency	Modulation	RB	RB	Average	Peak
				Size	Offset	(dBm)	(dBm)
1.4	20175	1732.5	Q16	1	MID	22.35	23.34
1.4	20175	1732.5	Q16	1	HIGH	22.3	23.04
1.4	20175	1732.5	Q16	3	LOW	21.58	24.35
1.4	20175	1732.5	Q16	3	MID	21.84	24.17
1.4	20175	1732.5	Q16	3	HIGH	22.47	23.92
1.4	20175	1732.5	Q16	6	LOW	22.53	24.58
3	19965	1711.5	QPSK	1	LOW	21.43	23.77
3	19965	1711.5	QPSK	1	MID	22.07	24.85
3	19965	1711.5	QPSK	1	HIGH	22.62	24.01
3	19965	1711.5	QPSK	8	LOW	22.39	23.18
3	19965	1711.5	QPSK	8	MID	22.69	24.98
3	19965	1711.5	QPSK	8	HIGH	21.93	23.25
3	19965	1711.5	QPSK	15	LOW	22.61	24.24
3	19965	1711.5	Q16	1	LOW	21.94	24.8
3	19965	1711.5	Q16	1	MID	21.24	23.6
3	19965	1711.5	Q16	1	HIGH	22.07	24.39
3	19965	1711.5	Q16	8	LOW	22.7	24.57
3	19965	1711.5	Q16	8	MID	22.09	23.93
3	19965	1711.5	Q16	8	HIGH	22.6	24.61
3	19965	1711.5	Q16	15	LOW	21.72	23.69
3	20385	1753.5	QPSK	1	LOW	22.1	24.25
3	20385	1753.5	QPSK	1	MID	22.93	24.05
3	20385	1753.5	QPSK	1	HIGH	22.03	24.4
3	20385	1753.5	QPSK	8	LOW	22.54	23.12
3	20385	1753.5	QPSK	8	MID	21.68	23.33
3	20385	1753.5	QPSK	8	HIGH	21.72	24.37
3	20385	1753.5	QPSK	15	LOW	22.54	24.86
3	20385	1753.5	Q16	1	LOW	22.03	24.51
3	20385	1753.5	Q16	1	MID	22.81	24.13
3	20385	1753.5	Q16	1	HIGH	21.14	23.67
3	20385	1753.5	Q16	8	LOW	22.58	23.26
3	20385	1753.5	Q16	8	MID	22.89	24.4
3	20385	1753.5	Q16	8	HIGH	21.33	24.82
3	20385	1753.5	Q16	15	LOW	21.9	23.09
3	20175	1732.5	QPSK	1	LOW	21.97	23.13
3	20175	1732.5	QPSK	1	MID	21.56	23.76
3	20175	1732.5	QPSK	1	HIGH	21.52	24.65

Bandwidth	UL Channel	Frequency	Modulation	RB	RB	Average	Peak
				Size	Offset	(dBm)	(dBm)
3	20175	1732.5	QPSK	8	LOW	21.22	24.41
3	20175	1732.5	QPSK	8	MID	22.89	24.23
3	20175	1732.5	QPSK	8	HIGH	22.62	24.68
3	20175	1732.5	QPSK	15	LOW	22.37	23.35
3	20175	1732.5	Q16	1	LOW	22.29	24.48
3	20175	1732.5	Q16	1	MID	21.24	23.53
3	20175	1732.5	Q16	1	HIGH	21.4	23.1
3	20175	1732.5	Q16	8	LOW	21.5	23.92
3	20175	1732.5	Q16	8	MID	22.78	23.15
3	20175	1732.5	Q16	8	HIGH	21.55	24.2
3	20175	1732.5	Q16	15	LOW	22.23	23.13
5	19975	1712.5	QPSK	1	LOW	22.57	24.32
5	19975	1712.5	QPSK	1	MID	22.32	23.08
5	19975	1712.5	QPSK	1	HIGH	22.67	23.3
5	19975	1712.5	QPSK	12	LOW	22.4	24.85
5	19975	1712.5	QPSK	12	MID	22.55	23.2
5	19975	1712.5	QPSK	12	HIGH	21.1	23.08
5	19975	1712.5	QPSK	25	LOW	21.12	23.09
5	19975	1712.5	Q16	1	LOW	21.37	24.95
5	19975	1712.5	Q16	1	MID	21.55	24.26
5	19975	1712.5	Q16	1	HIGH	21.46	23.47
5	19975	1712.5	Q16	12	LOW	21.95	23.05
5	19975	1712.5	Q16	12	MID	21.17	24.89
5	19975	1712.5	Q16	12	HIGH	21.9	23.56
5	19975	1712.5	Q16	25	LOW	22.4	23.97
5	20375	1752.5	QPSK	1	LOW	21.26	23.12
5	20375	1752.5	QPSK	1	MID	21.97	24.53
5	20375	1752.5	QPSK	1	HIGH	21.72	24.43
5	20375	1752.5	QPSK	12	LOW	21.35	24.38
5	20375	1752.5	QPSK	12	MID	22.3	24.84
5	20375	1752.5	QPSK	12	HIGH	21.53	24.73
5	20375	1752.5	QPSK	25	LOW	21.04	24.88
5	20375	1752.5	Q16	1	LOW	22.92	23.87
5	20375	1752.5	Q16	1	MID	22.8	23.43
5	20375	1752.5	Q16	1	HIGH	22.33	23.4
5	20375	1752.5	Q16	12	LOW	22.17	23.98
5	20375	1752.5	Q16	12	MID	21.26	24.1

Bandwidth	UL Channel	Frequency	Modulation	RB	RB	Average	Peak
				Size	Offset	(dBm)	(dBm)
5	20375	1752.5	Q16	12	HIGH	22.84	24.99
5	20375	1752.5	Q16	25	LOW	21.74	23.08
5	20175	1732.5	QPSK	1	LOW	22.65	24.7
5	20175	1732.5	QPSK	1	MID	21.47	23
5	20175	1732.5	QPSK	1	HIGH	22.38	24.35
5	20175	1732.5	QPSK	12	LOW	22.71	24.17
5	20175	1732.5	QPSK	12	MID	22.65	24.03
5	20175	1732.5	QPSK	12	HIGH	21.98	24.18
5	20175	1732.5	QPSK	25	LOW	21.81	23.97
5	20175	1732.5	Q16	1	LOW	22.21	24.01
5	20175	1732.5	Q16	1	MID	21.33	24.97
5	20175	1732.5	Q16	1	HIGH	22.67	23.63
5	20175	1732.5	Q16	12	LOW	21.59	24.69
5	20175	1732.5	Q16	12	MID	21.68	24.86
5	20175	1732.5	Q16	12	HIGH	21.23	24.44
5	20175	1732.5	Q16	25	LOW	22.54	23.72
10	20000	1715	QPSK	1	LOW	21.71	23.46
10	20000	1715	QPSK	1	MID	21.78	23.59
10	20000	1715	QPSK	1	HIGH	21.43	23.83
10	20000	1715	QPSK	25	LOW	21.97	23.45
10	20000	1715	QPSK	25	MID	21.88	24.43
10	20000	1715	QPSK	25	HIGH	21.08	24.16
10	20000	1715	QPSK	50	LOW	22.97	24.02
10	20000	1715	Q16	1	LOW	21.3	24.17
10	20000	1715	Q16	1	MID	22.86	23.87
10	20000	1715	Q16	1	HIGH	21.22	24.72
10	20000	1715	Q16	25	LOW	22.53	23.77
10	20000	1715	Q16	25	MID	21.55	24.19
10	20000	1715	Q16	25	HIGH	21.03	23.4
10	20000	1715	Q16	50	LOW	21.53	23.98
10	20350	1750	QPSK	1	LOW	22.99	24.84
10	20350	1750	QPSK	1	MID	22.07	24.26
10	20350	1750	QPSK	1	HIGH	22.74	23.16
10	20350	1750	QPSK	25	LOW	22.73	23.59
10	20350	1750	QPSK	25	MID	22.4	23.32
10	20350	1750	QPSK	25	HIGH	21.59	23.27
10	20350	1750	QPSK	50	LOW	22.52	24.04

Bandwidth	UL Channel	Frequency	Modulation	RB	RB	Average	Peak
				Size	Offset	(dBm)	(dBm)
10	20350	1750	Q16	1	LOW	22.23	23.82
10	20350	1750	Q16	1	MID	21.68	24.49
10	20350	1750	Q16	1	HIGH	21.03	23.61
10	20350	1750	Q16	25	LOW	22.83	23.04
10	20350	1750	Q16	25	MID	22.88	23.46
10	20350	1750	Q16	25	HIGH	21.57	23.9
10	20350	1750	Q16	50	LOW	22.36	24.32
10	20175	1732.5	QPSK	1	LOW	21.29	23.48
10	20175	1732.5	QPSK	1	MID	22.03	23.33
10	20175	1732.5	QPSK	1	HIGH	22.82	24.26
10	20175	1732.5	QPSK	25	LOW	21.75	24.74
10	20175	1732.5	QPSK	25	MID	21.95	23.4
10	20175	1732.5	QPSK	25	HIGH	21.97	24.3
10	20175	1732.5	QPSK	50	LOW	22.32	24.68
10	20175	1732.5	Q16	1	LOW	21.06	23.19
10	20175	1732.5	Q16	1	MID	21.28	24.54
10	20175	1732.5	Q16	1	HIGH	21.45	23.88
10	20175	1732.5	Q16	25	LOW	21.39	24.74
10	20175	1732.5	Q16	25	MID	21.02	24.86
10	20175	1732.5	Q16	25	HIGH	21.88	23.12
10	20175	1732.5	Q16	50	LOW	21.41	23.9
15	20025	1717.5	QPSK	1	LOW	22.17	24.33
15	20025	1717.5	QPSK	1	MID	22.17	23.81
15	20025	1717.5	QPSK	1	HIGH	21.8	24.15
15	20025	1717.5	QPSK	36	LOW	22.53	23.98
15	20025	1717.5	QPSK	36	MID	21.59	23.21
15	20025	1717.5	QPSK	36	HIGH	21.55	24.53
15	20025	1717.5	QPSK	75	LOW	21.89	24.28
15	20025	1717.5	Q16	1	LOW	22.05	24.91
15	20025	1717.5	Q16	1	MID	22.73	24.84
15	20025	1717.5	Q16	1	HIGH	22.25	24.95
15	20025	1717.5	Q16	36	LOW	21.31	24.32
15	20025	1717.5	Q16	36	MID	21.05	24.13
15	20025	1717.5	Q16	36	HIGH	22.07	23.98
15	20025	1717.5	Q16	75	LOW	21.5	23.62
15	20325	1747.5	QPSK	1	LOW	22.74	23.81
15	20325	1747.5	QPSK	1	MID	21.95	24.29

Bandwidth	UL Channel	Frequency	Modulation	RB	RB	Average	Peak
				Size	Offset	(dBm)	(dBm)
15	20325	1747.5	QPSK	1	HIGH	21.8	24.44
15	20325	1747.5	QPSK	36	LOW	21.11	23.04
15	20325	1747.5	QPSK	36	MID	21.39	23.75
15	20325	1747.5	QPSK	36	HIGH	22.63	24.24
15	20325	1747.5	QPSK	75	LOW	21.48	24.55
15	20325	1747.5	Q16	1	LOW	22.85	23.82
15	20325	1747.5	Q16	1	MID	21.87	23.54
15	20325	1747.5	Q16	1	HIGH	22.29	23.02
15	20325	1747.5	Q16	36	LOW	21.98	24.46
15	20325	1747.5	Q16	36	MID	21.98	24.27
15	20325	1747.5	Q16	36	HIGH	22.55	23.12
15	20325	1747.5	Q16	75	LOW	22.03	23.29
15	20175	1732.5	QPSK	1	LOW	22.5	23.13
15	20175	1732.5	QPSK	1	MID	22.22	24.09
15	20175	1732.5	QPSK	1	HIGH	22.59	24.73
15	20175	1732.5	QPSK	36	LOW	22.91	23.53
15	20175	1732.5	QPSK	36	MID	22.69	23
15	20175	1732.5	QPSK	36	HIGH	21.68	23.3
15	20175	1732.5	QPSK	75	LOW	22.95	23.27
15	20175	1732.5	Q16	1	LOW	21.68	23.61
15	20175	1732.5	Q16	1	MID	21.49	23.76
15	20175	1732.5	Q16	1	HIGH	22.83	24.59
15	20175	1732.5	Q16	36	LOW	21.37	24.42
15	20175	1732.5	Q16	36	MID	22.41	24.81
15	20175	1732.5	Q16	36	HIGH	22.51	23.56
15	20175	1732.5	Q16	75	LOW	21.52	23.27
20	20050	1720	QPSK	1	LOW	21.47	24.73
20	20050	1720	QPSK	1	MID	22.73	24.51
20	20050	1720	QPSK	1	HIGH	22.22	23.24
20	20050	1720	QPSK	50	LOW	22.46	24.61
20	20050	1720	QPSK	50	MID	21.48	24.17
20	20050	1720	QPSK	50	HIGH	22.26	23.23
20	20050	1720	QPSK	100	LOW	21.26	24.27
20	20050	1720	Q16	1	LOW	21.89	24.76
20	20050	1720	Q16	1	MID	22.47	23.16
20	20050	1720	Q16	1	HIGH	21.91	24.42
20	20050	1720	Q16	50	LOW	22.08	24.87

Bandwidth	UL Channel	Frequency	Modulation	RB	RB	Average	Peak
				Size	Offset	(dBm)	(dBm)
20	20050	1720	Q16	50	MID	22.17	24.11
20	20050	1720	Q16	50	HIGH	21.29	24.93
20	20050	1720	Q16	100	LOW	21.58	24.31
20	20300	1745	QPSK	1	LOW	22.58	24.06
20	20300	1745	QPSK	1	MID	22.89	24.42
20	20300	1745	QPSK	1	HIGH	22.83	23.39
20	20300	1745	QPSK	50	LOW	22.15	23.92
20	20300	1745	QPSK	50	MID	22.52	24.8
20	20300	1745	QPSK	50	HIGH	21.61	23.13
20	20300	1745	QPSK	100	LOW	21.68	24.28
20	20300	1745	Q16	1	LOW	21.71	24.24
20	20300	1745	Q16	1	MID	21.47	23.66
20	20300	1745	Q16	1	HIGH	22.36	23.26
20	20300	1745	Q16	50	LOW	22.71	23.17
20	20300	1745	Q16	50	MID	22.07	23.26
20	20300	1745	Q16	50	HIGH	22.18	24.39
20	20300	1745	Q16	100	LOW	21.76	24.88
20	20175	1732.5	QPSK	1	LOW	22.28	24.64
20	20175	1732.5	QPSK	1	MID	22.65	24
20	20175	1732.5	QPSK	1	HIGH	22.59	23.62
20	20175	1732.5	QPSK	50	LOW	21.42	23.08
20	20175	1732.5	QPSK	50	MID	21.25	24.7
20	20175	1732.5	QPSK	50	HIGH	21.27	24.77
20	20175	1732.5	QPSK	100	LOW	22.64	24.57
20	20175	1732.5	Q16	1	LOW	22.84	23.83
20	20175	1732.5	Q16	1	MID	21.9	24.96
20	20175	1732.5	Q16	1	HIGH	22.32	24.4
20	20175	1732.5	Q16	50	LOW	22.74	23.92
20	20175	1732.5	Q16	50	MID	21.04	24.89
20	20175	1732.5	Q16	50	HIGH	21.65	24.52
20	20175	1732.5	Q16	100	LOW	22.46	23.72

BAND 7:

Bandwidth	UL Channel	Frequency	Modulation	RB	RB	Average (dBm)	Peak (dBm)
				Size	Offset		
5	20775	2502.5	QPSK	1	LOW	21.6	23.81
5	20775	2502.5	QPSK	1	MID	22.25	23.41
5	20775	2502.5	QPSK	1	HIGH	22.93	24.17
5	20775	2502.5	QPSK	12	LOW	21.87	23.85
5	20775	2502.5	QPSK	12	MID	22.52	23.03
5	20775	2502.5	QPSK	12	HIGH	22.12	23.89
5	20775	2502.5	QPSK	25	LOW	21.07	24.88
5	20775	2502.5	Q16	1	LOW	21.08	24.27
5	20775	2502.5	Q16	1	MID	21.18	24.05
5	20775	2502.5	Q16	1	HIGH	21.01	24.47
5	20775	2502.5	Q16	12	LOW	21.83	23.53
5	20775	2502.5	Q16	12	MID	21.78	24.54
5	20775	2502.5	Q16	12	HIGH	22.7	23.95
5	20775	2502.5	Q16	25	LOW	21.03	24.2
5	21425	2567.5	QPSK	1	LOW	22.07	24.81
5	21425	2567.5	QPSK	1	MID	21.9	23.67
5	21425	2567.5	QPSK	1	HIGH	21.54	24.07
5	21425	2567.5	QPSK	12	LOW	22.33	23.21
5	21425	2567.5	QPSK	12	MID	22.28	24.62
5	21425	2567.5	QPSK	12	HIGH	21.83	24.14
5	21425	2567.5	QPSK	25	LOW	22.5	23.89
5	21425	2567.5	Q16	1	LOW	21.08	23.18
5	21425	2567.5	Q16	1	MID	21.59	23.28
5	21425	2567.5	Q16	1	HIGH	22.35	23.42
5	21425	2567.5	Q16	12	LOW	22.92	23.24
5	21425	2567.5	Q16	12	MID	22.78	23.14
5	21425	2567.5	Q16	12	HIGH	21.39	23.72
5	21425	2567.5	Q16	25	LOW	21.66	23.77
5	21100	2535	QPSK	1	LOW	21.71	23.35
5	21100	2535	QPSK	1	MID	22.84	24.22
5	21100	2535	QPSK	1	HIGH	21.16	23.79
5	21100	2535	QPSK	12	LOW	21.23	24.25
5	21100	2535	QPSK	12	MID	22.89	24.15
5	21100	2535	QPSK	12	HIGH	22.41	23.72
5	21100	2535	QPSK	25	LOW	23	24.33
5	21100	2535	QPSK	1	LOW	21.85	23.17
5	21100	2535	QPSK	1	MID	21.69	23.54

Bandwidth	UL Channel	Frequency	Modulation	RB	RB	Average (dBm)	Peak (dBm)
				Size	Offset		
5	21100	2535	QPSK	1	HIGH	22.1	23.06
5	21100	2535	QPSK	12	LOW	21.24	23.2
5	21100	2535	QPSK	12	MID	21.1	23.4
5	21100	2535	QPSK	12	HIGH	22.35	24.7
5	21100	2535	QPSK	25	LOW	22.3	23.33
10	20800	2505	QPSK	1	LOW	21.6	24.85
10	20800	2505	QPSK	1	MID	22.24	23.32
10	20800	2505	QPSK	1	HIGH	22.15	23.91
10	20800	2505	QPSK	25	LOW	21.36	23.57
10	20800	2505	QPSK	25	MID	21.92	23.26
10	20800	2505	QPSK	25	HIGH	21.12	24.27
10	20800	2505	QPSK	50	LOW	21.63	24.25
10	20800	2505	Q16	1	LOW	21.92	23.34
10	20800	2505	Q16	1	MID	21.55	24.9
10	20800	2505	Q16	1	HIGH	21.07	24.97
10	20800	2505	Q16	25	LOW	22.81	23.78
10	20800	2505	Q16	25	MID	22.63	24.72
10	20800	2505	Q16	25	HIGH	22.05	23.54
10	20800	2505	Q16	50	LOW	22.5	24.9
10	21400	2565	QPSK	1	LOW	22.74	24.44
10	21400	2565	QPSK	1	MID	22.77	24.51
10	21400	2565	QPSK	1	HIGH	21.72	24.34
10	21400	2565	QPSK	25	LOW	21.63	23.94
10	21400	2565	QPSK	25	MID	22.98	23.97
10	21400	2565	QPSK	25	HIGH	21.14	24.65
10	21400	2565	QPSK	50	LOW	21.93	23.34
10	21400	2565	QPSK	1	LOW	22.22	24.97
10	21400	2565	QPSK	1	MID	22.23	24.64
10	21400	2565	QPSK	1	HIGH	22.92	24.36
10	21400	2565	Q16	25	LOW	21.41	24.76
10	21400	2565	Q16	25	MID	21.44	24.27
10	21400	2565	Q16	25	HIGH	22.62	23.61
10	21400	2565	Q16	50	LOW	22.87	23.57
10	21100	2535	QPSK	1	LOW	21.27	23.49
10	21100	2535	QPSK	1	MID	22.41	24.93
10	21100	2535	QPSK	1	HIGH	22.71	23.23
10	21100	2535	QPSK	25	LOW	21.7	24.99
10	21100	2535	QPSK	25	MID	22.1	23.06

Bandwidth	UL Channel	Frequency	Modulation	RB	RB	Average (dBm)	Peak (dBm)
				Size	Offset		
10	21100	2535	QPSK	25	HIGH	22.5	24.17
10	21100	2535	QPSK	50	LOW	21.9	24.1
10	21100	2535	QPSK	1	LOW	22.33	23.89
10	21100	2535	QPSK	1	MID	21.96	24.89
10	21100	2535	QPSK	1	HIGH	21.83	24.07
10	21100	2535	Q16	25	LOW	21.3	23.97
10	21100	2535	Q16	25	MID	21.91	23.32
10	21100	2535	Q16	25	HIGH	22.11	24.14
10	21100	2535	Q16	50	LOW	21.48	23.13
15	20825	2507.5	QPSK	1	LOW	21.22	24.01
15	20825	2507.5	QPSK	1	MID	22.2	24.5
15	20825	2507.5	QPSK	1	HIGH	22.79	23.72
15	20825	2507.5	QPSK	36	LOW	22.91	24.86
15	20825	2507.5	QPSK	36	MID	21.56	24.65
15	20825	2507.5	QPSK	36	HIGH	22.56	24.37
15	20825	2507.5	QPSK	75	LOW	21.85	23.4
15	20825	2507.5	Q16	1	LOW	22.18	24.88
15	20825	2507.5	Q16	1	MID	21.33	24.89
15	20825	2507.5	Q16	1	HIGH	22.4	24.9
15	20825	2507.5	Q16	36	LOW	21.74	23.48
15	20825	2507.5	Q16	36	MID	22.63	23.07
15	20825	2507.5	Q16	36	HIGH	21.65	24.78
15	20825	2507.5	Q16	75	LOW	22.15	23.69
15	21375	2562.5	QPSK	1	LOW	21.72	23.61
15	21375	2562.5	QPSK	1	MID	21.5	23.89
15	21375	2562.5	QPSK	1	HIGH	22.93	23.4
15	21375	2562.5	QPSK	36	LOW	22.54	24.11
15	21375	2562.5	QPSK	36	MID	21.97	23.37
15	21375	2562.5	QPSK	36	HIGH	22.16	23.88
15	21375	2562.5	QPSK	75	LOW	21.58	24.6
15	21375	2562.5	Q16	1	LOW	21.14	24.37
15	21375	2562.5	Q16	1	MID	22.83	23.41
15	21375	2562.5	Q16	1	HIGH	22.51	24.24
15	21375	2562.5	Q16	36	LOW	21.5	24.5
15	21375	2562.5	Q16	36	MID	21.46	23.75
15	21375	2562.5	Q16	36	HIGH	21.38	24.41
15	21375	2562.5	Q16	75	LOW	21.22	23.24
15	21100	2535	QPSK	1	LOW	22.5	24.17

Bandwidth	UL Channel	Frequency	Modulation	RB	RB	Average (dBm)	Peak (dBm)
				Size	Offset		
15	21100	2535	QPSK	1	MID	22.12	23.99
15	21100	2535	QPSK	1	HIGH	22.93	25
15	21100	2535	QPSK	36	LOW	21.06	23.26
15	21100	2535	QPSK	36	MID	21.75	24.84
15	21100	2535	QPSK	36	HIGH	21.01	23.18
15	21100	2535	QPSK	75	LOW	22.54	24.29
15	21100	2535	Q16	1	LOW	21.26	24.92
15	21100	2535	Q16	1	MID	21.81	24.79
15	21100	2535	Q16	1	HIGH	22.78	23.91
15	21100	2535	Q16	36	LOW	22.99	23.24
15	21100	2535	Q16	36	MID	21.5	23
15	21100	2535	Q16	36	HIGH	21.3	24.91
15	21100	2535	Q16	75	LOW	22.76	23
20	20850	2510	QPSK	1	LOW	22.5	23.31
20	20850	2510	QPSK	1	MID	21.4	23.11
20	20850	2510	QPSK	1	HIGH	22.88	24.4
20	20850	2510	QPSK	50	LOW	21.92	24.15
20	20850	2510	QPSK	50	MID	21.21	24.37
20	20850	2510	QPSK	50	HIGH	22.22	24.88
20	20850	2510	QPSK	100	LOW	22.89	24.37
20	20850	2510	Q16	1	LOW	21.73	23.87
20	20850	2510	Q16	1	MID	21.2	23.87
20	20850	2510	Q16	1	HIGH	21.47	24.68
20	20850	2510	Q16	50	LOW	21.09	23.76
20	20850	2510	Q16	50	MID	22.46	24.65
20	20850	2510	Q16	50	HIGH	22.74	23.69
20	20850	2510	Q16	100	LOW	21.95	24.4
20	21350	2560	QPSK	1	LOW	21.87	24.55
20	21350	2560	QPSK	1	MID	21.53	23.68
20	21350	2560	QPSK	1	HIGH	21.16	24.55
20	21350	2560	QPSK	50	LOW	21.14	23.2
20	21350	2560	QPSK	50	MID	21.31	24.63
20	21350	2560	QPSK	50	HIGH	21.92	24.69
20	21350	2560	QPSK	100	LOW	21.53	24.21
20	21350	2560	Q16	1	LOW	21.66	24.23
20	21350	2560	Q16	1	MID	21.15	24.15
20	21350	2560	Q16	1	HIGH	21.29	24.99
20	21350	2560	Q16	50	LOW	22.12	23.99

Bandwidth	UL Channel	Frequency	Modulation	RB	RB	Average (dBm)	Peak (dBm)
				Size	Offset		
20	21350	2560	Q16	50	MID	21.58	24.72
20	21350	2560	Q16	50	HIGH	21.52	24.32
20	21350	2560	Q16	100	LOW	22.62	24.21
20	21100	2535	QPSK	1	LOW	22.39	24.21
20	21100	2535	QPSK	1	MID	22.99	23.95
20	21100	2535	QPSK	1	HIGH	22.52	24.2
20	21100	2535	QPSK	50	LOW	21.49	24.49
20	21100	2535	QPSK	50	MID	21.69	23.36
20	21100	2535	QPSK	50	HIGH	22.96	23.77
20	21100	2535	QPSK	100	LOW	22.05	24.64
20	21100	2535	Q16	1	LOW	22.98	23.17
20	21100	2535	Q16	1	MID	22.06	23.94
20	21100	2535	Q16	1	HIGH	21.51	24.95
20	21100	2535	Q16	50	LOW	22.62	23.23
20	21100	2535	Q16	50	MID	22.34	24.05
20	21100	2535	Q16	50	HIGH	22.56	23.64
20	21100	2535	Q16	100	LOW	21.96	24.72

7 SPURIOUS EMISSION (Conducted and Radiated)

7.1 Measurement Result

GSM850:

Test Channel	BW(MHz)	UL Channel	Frequency(MHz)	Judgment
Low Range	0.2	128	824.2	Pass
Middle Range	0.2	190	836.6	Pass
High Range	0.2	251	848.8	Pass

PCS 1900:

Test Channel	BW(MHz)	UL Channel	Frequency(MHz)	Judgment
Low Range	0.2	512	1850.2	Pass
Middle Range	0.2	661	1880.0	Pass
High Range	0.2	810	1909.8	Pass

UTRA BANDS**BAND 2:**

Test Channel	BW(MHz)	UL Channel	Frequency(MHz)	Judgment
Low Range	5	9263	1852.6	Pass
Middle Range	5	9400	1880.0	Pass
High Range	5	9537	1907.4	Pass

BAND 5:

Test Channel	BW(MHz)	UL Channel	Frequency(MHz)	Judgment
Low Range	5	4133	826.6	Pass
Middle Range	5	4175	835	Pass
High Range	5	4232	846.4	Pass

E-UTRA BANDS**BAND 2:**

Bandwidth	UL Channel	Frequency	Modulation	RB Size	RB Offset	Judgement
1.4	18607	1850.7	QPSK	6	LOW	Pass
1.4	18607	1850.7	Q16	6	LOW	Pass
1.4	18900	1880	QPSK	6	LOW	Pass
1.4	18900	1880	Q16	6	LOW	Pass
1.4	19193	1909.3	QPSK	6	LOW	Pass
1.4	19193	1909.3	Q16	6	LOW	Pass
3	18615	1851.5	QPSK	15	LOW	Pass
3	18615	1851.5	Q16	15	LOW	Pass
3	18900	1880	QPSK	15	LOW	Pass
3	18900	1880	Q16	15	LOW	Pass
3	19185	1908.5	QPSK	15	LOW	Pass

Bandwidth	UL Channel	Frequency	Modulation	RB Size	RB Offset	Judgement
3	19185	1908.5	Q16	15	LOW	Pass
5	18625	1852.5	QPSK	25	LOW	Pass
5	18625	1852.5	Q16	25	LOW	Pass
5	18900	1880	QPSK	25	LOW	Pass
5	18900	1880	Q16	25	LOW	Pass
5	19175	1907.5	QPSK	25	LOW	Pass
5	19175	1907.5	Q16	25	LOW	Pass
10	18650	1855	QPSK	50	LOW	Pass
10	18650	1855	Q16	50	LOW	Pass
10	18900	1880	QPSK	50	LOW	Pass
10	18900	1880	Q16	50	LOW	Pass
10	19150	1905	QPSK	50	LOW	Pass
10	19150	1905	Q16	50	LOW	Pass
15	18675	1857.5	QPSK	75	LOW	Pass
15	18675	1857.5	Q16	75	LOW	Pass
15	18900	1880	QPSK	75	LOW	Pass
15	18900	1880	Q16	75	LOW	Pass
15	19125	1902.5	QPSK	75	LOW	Pass
15	19125	1902.5	Q16	75	LOW	Pass
20	18700	1860	QPSK	100	LOW	Pass
20	18700	1860	Q16	100	LOW	Pass
20	18900	1880	QPSK	100	LOW	Pass
20	18900	1880	Q16	100	LOW	Pass
20	19100	1900	QPSK	100	LOW	Pass
20	19100	1900	Q16	100	LOW	Pass

BAND 4:

Bandwidth	UL Channel	Frequency	Modulation	RB Size	RB Offset	Judgement
1.4	19957	1710.7	QPSK	6	LOW	Pass
1.4	19957	1710.7	Q16	6	LOW	Pass
1.4	20393	1754.3	QPSK	6	LOW	Pass
1.4	20393	1754.3	Q16	6	LOW	Pass
1.4	20175	1732.5	QPSK	6	LOW	Pass
1.4	20175	1732.5	Q16	6	LOW	Pass
3	19965	1711.5	QPSK	15	LOW	Pass
3	19965	1711.5	Q16	15	LOW	Pass
3	20385	1753.5	QPSK	15	LOW	Pass

Bandwidth	UL Channel	Frequency	Modulation	RB Size	RB Offset	Judgement
3	20385	1753.5	Q16	15	LOW	Pass
3	20175	1732.5	QPSK	15	LOW	Pass
3	20175	1732.5	Q16	15	LOW	Pass
5	19975	1712.5	QPSK	25	LOW	Pass
5	19975	1712.5	Q16	25	LOW	Pass
5	20375	1752.5	QPSK	25	LOW	Pass
5	20375	1752.5	Q16	25	LOW	Pass
5	20175	1732.5	QPSK	25	LOW	Pass
5	20175	1732.5	Q16	25	LOW	Pass
10	20000	1715	QPSK	50	LOW	Pass
10	20000	1715	Q16	50	LOW	Pass
10	20350	1750	QPSK	50	LOW	Pass
10	20350	1750	Q16	50	LOW	Pass
10	20175	1732.5	QPSK	50	LOW	Pass
10	20175	1732.5	Q16	50	LOW	Pass
15	20025	1717.5	QPSK	75	LOW	Pass
15	20025	1717.5	Q16	75	LOW	Pass
15	20325	1747.5	QPSK	75	LOW	Pass
15	20325	1747.5	Q16	75	LOW	Pass
15	20175	1732.5	QPSK	75	LOW	Pass
15	20175	1732.5	Q16	75	LOW	Pass
20	20050	1720	QPSK	100	LOW	Pass
20	20050	1720	Q16	100	LOW	Pass
20	20300	1745	QPSK	100	LOW	Pass
20	20300	1745	Q16	100	LOW	Pass
20	20175	1732.5	QPSK	100	LOW	Pass
20	20175	1732.5	Q16	100	LOW	Pass

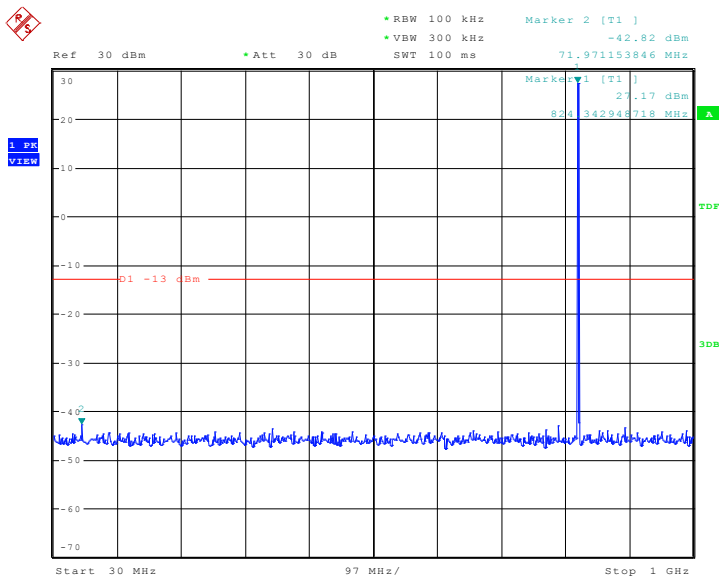
BAND 7:

Bandwidth	UL Channel	Frequency	Modulation	RB Size	RB Offset	Judgement
5	20775	2502.5	QPSK	25	LOW	Pass
5	20775	2502.5	Q16	25	LOW	Pass
5	21425	2567.5	QPSK	25	LOW	Pass
5	21425	2567.5	Q16	25	LOW	Pass
5	21100	2535	QPSK	25	LOW	Pass
5	21100	2535	QPSK	25	LOW	Pass
10	20800	2505	QPSK	50	LOW	Pass
10	20800	2505	Q16	50	LOW	Pass
10	21400	2565	QPSK	50	LOW	Pass
10	21400	2565	Q16	50	LOW	Pass
10	21100	2535	QPSK	50	LOW	Pass
10	21100	2535	Q16	50	LOW	Pass
15	20825	2507.5	QPSK	75	LOW	Pass
15	20825	2507.5	Q16	75	LOW	Pass
15	21375	2562.5	QPSK	75	LOW	Pass
15	21375	2562.5	Q16	75	LOW	Pass
15	21100	2535	QPSK	75	LOW	Pass
15	21100	2535	Q16	75	LOW	Pass
20	20850	2510	QPSK	100	LOW	Pass
20	20850	2510	Q16	100	LOW	Pass
20	21350	2560	QPSK	100	LOW	Pass
20	21350	2560	Q16	100	LOW	Pass
20	21100	2535	QPSK	100	LOW	Pass
20	21100	2535	Q16	100	LOW	Pass

7.2 Test Plot(s)

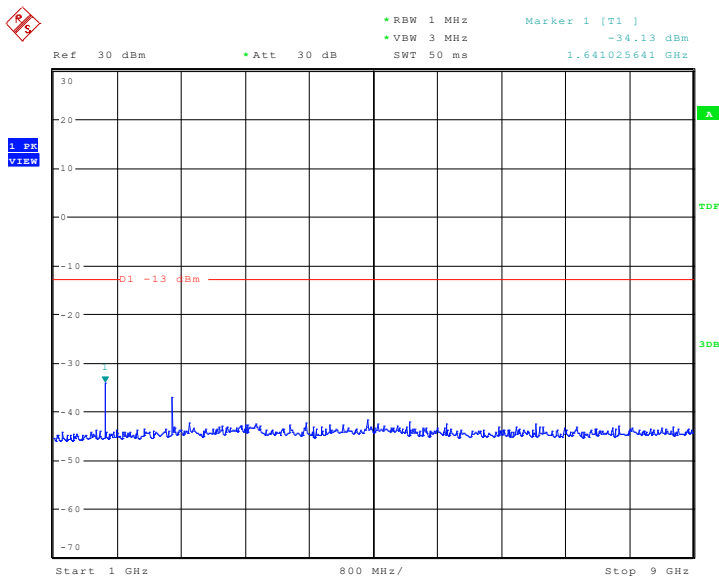
7.2.1 Conducted method

CONDUCTED EMISSION IN GSM850 BAND Conducted Emission Transmitting Mode CH 128 30MHz – 1GHz



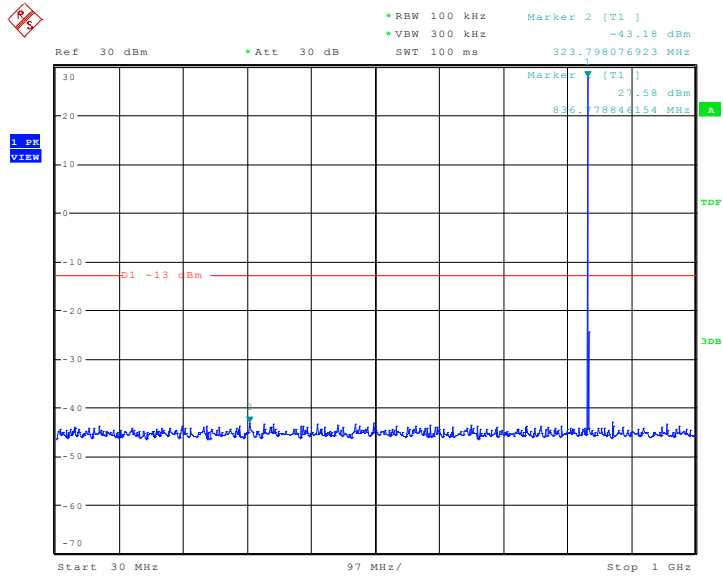
Date: 7.SEP.2016 08:55:09

Conducted Emission Transmitting Mode CH 128 1GHz – 9GHz



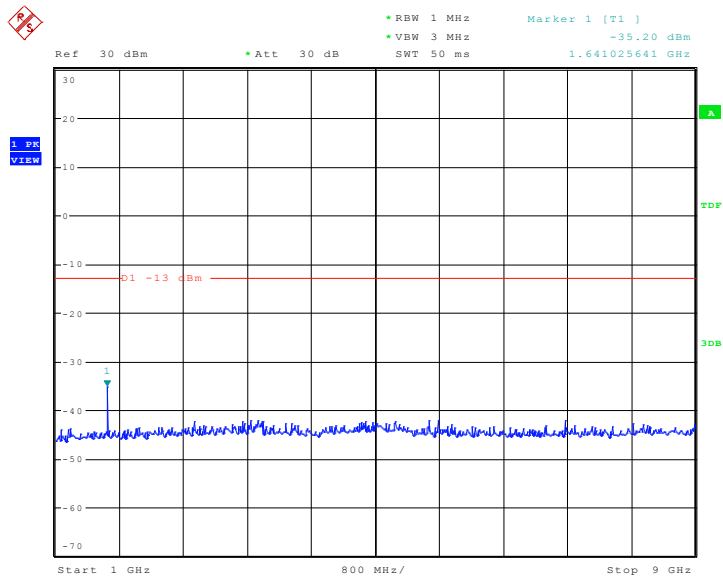
Date: 7.SEP.2016 08:53:19

Conducted Emission Transmitting Mode CH 190 30MHz – 1GHz



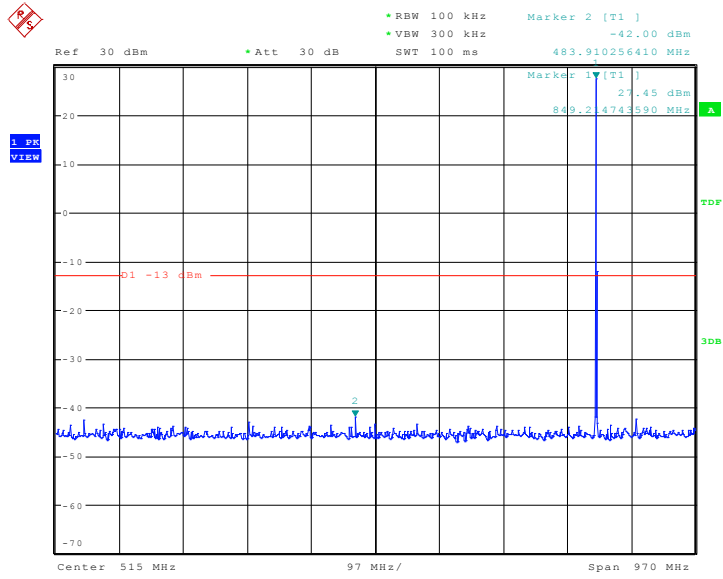
Date: 7.SEP.2016 08:55:50

Conducted Emission Transmitting Mode CH 190 1GHz – 9GHz



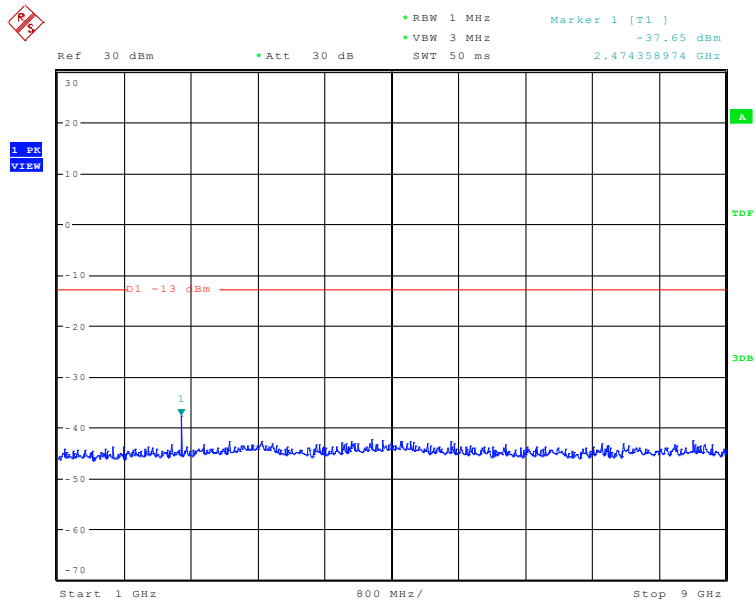
Date: 7.SEP.2016 08:53:44

Conducted Emission Transmitting Mode CH 251 30MHz – 1GHz



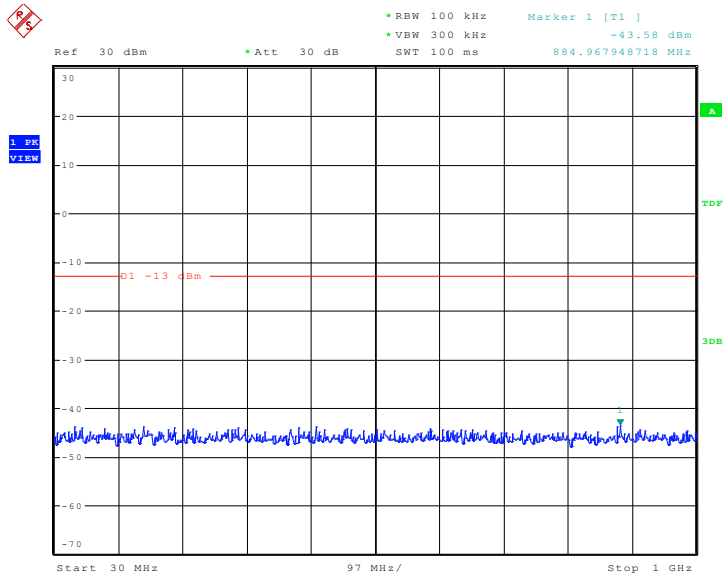
Date: 7.SEP.2016 08:56:26

Conducted Emission Transmitting Mode CH 251 1GHz – 9GHz



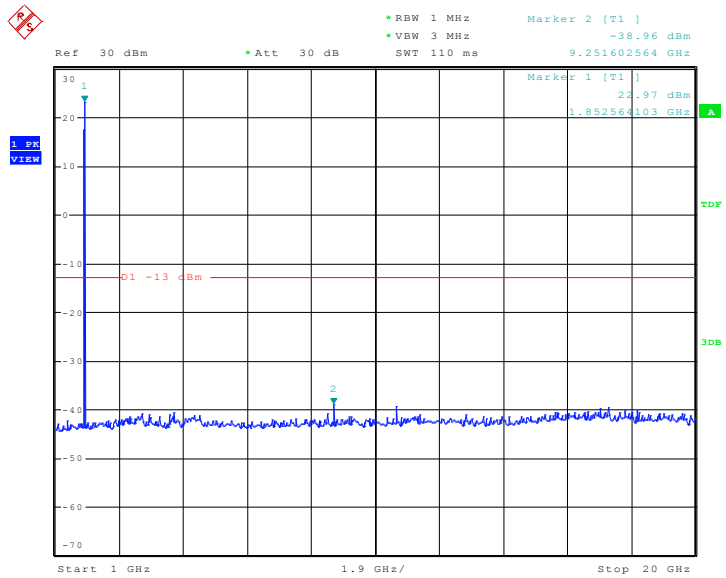
Date: 7.SEP.2016 08:53:59

CONDUCTED EMISSION IN PCS1900 BAND Conducted Emission Transmitting Mode CH 512 30MHz – 1GHz



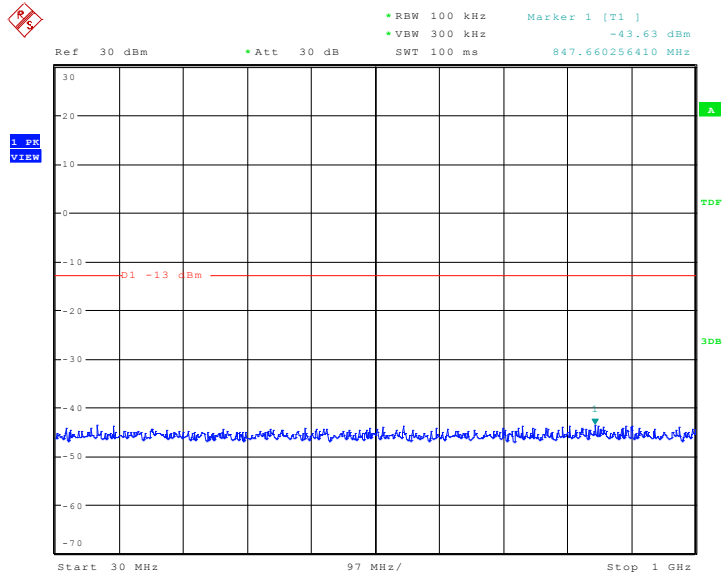
Date: 7.SEP.2016 09:00:39

Conducted Emission Transmitting Mode CH 512 1GHz – 20GHz



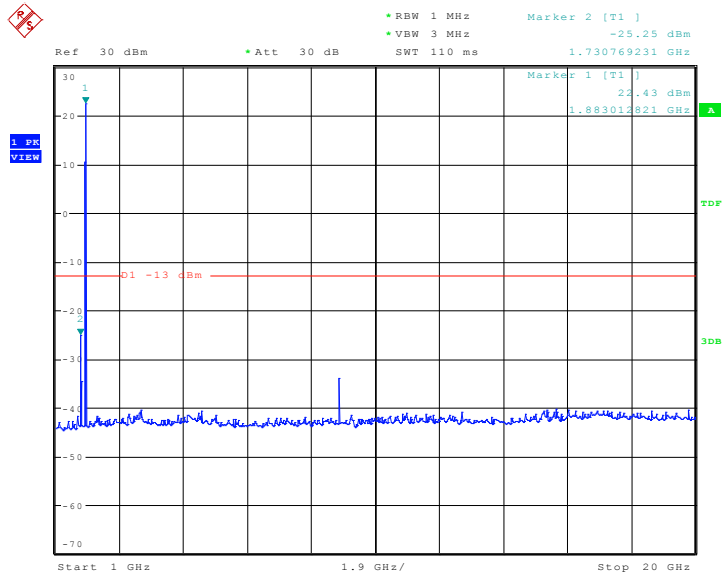
Date: 7.SEP.2016 09:04:03

Conducted Emission Transmitting Mode CH 661 30MHz – 1GHz



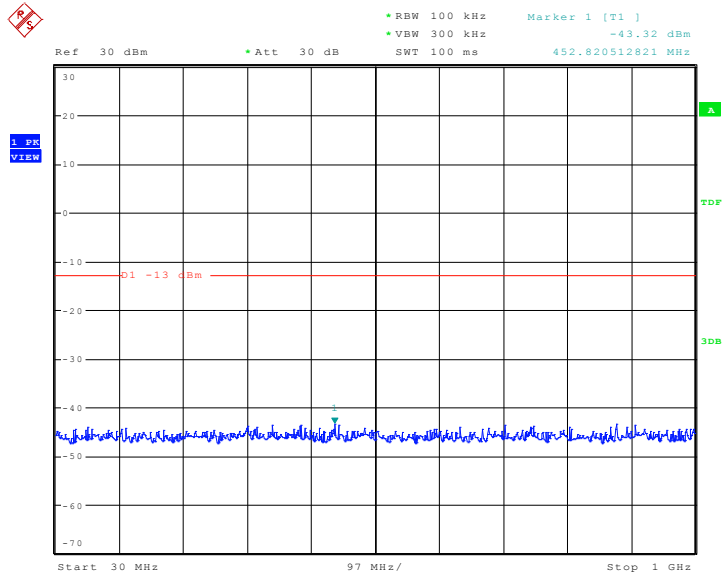
Date: 7.SEP.2016 09:00:57

Conducted Emission Transmitting Mode CH 661 1GHz – 20GHz



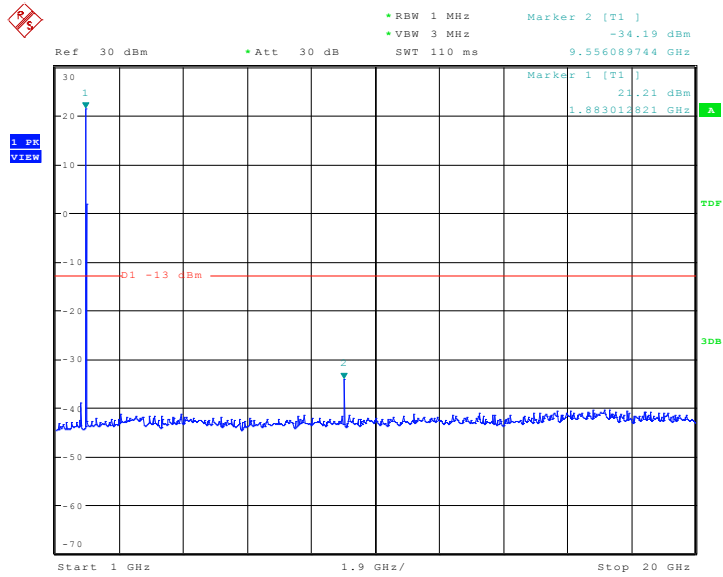
Date: 7.SEP.2016 09:05:03

Conducted Emission Transmitting Mode CH 810 30MHz – 1GHz



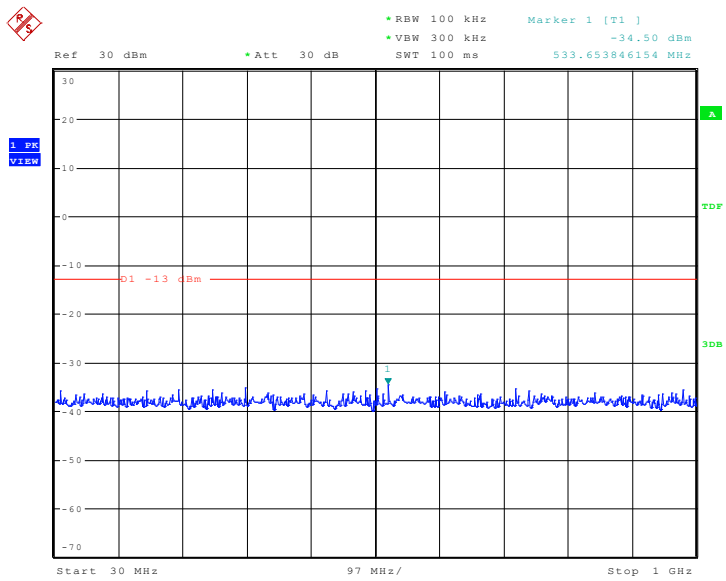
Date: 7.SEP.2016 09:01:21

Conducted Emission Transmitting Mode CH 810 1GHz – 20GHz



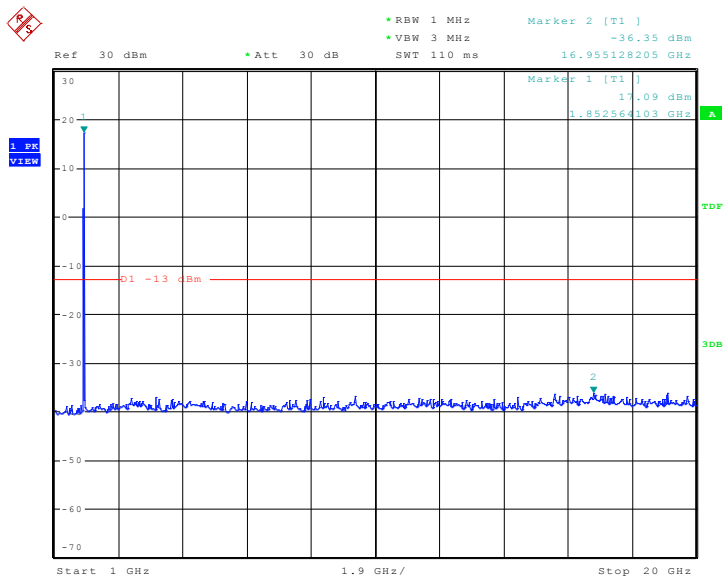
Date: 7.SEP.2016 09:05:34

CONDUCTED EMISSION IN WCDMA Band II Conducted Emission Transmitting Mode CH 9263 30MHz – 1GHz



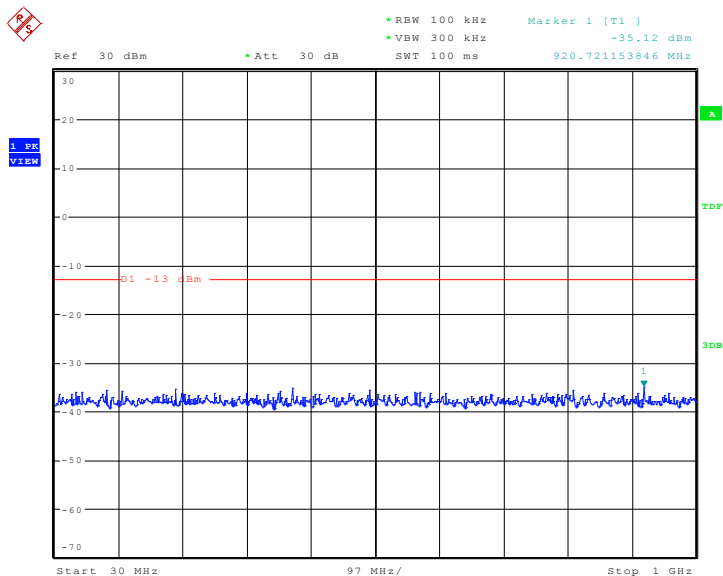
Date: 7.SEP.2016 09:17:47

Conducted Emission Transmitting Mode CH 9263 1GHz – 20GHz



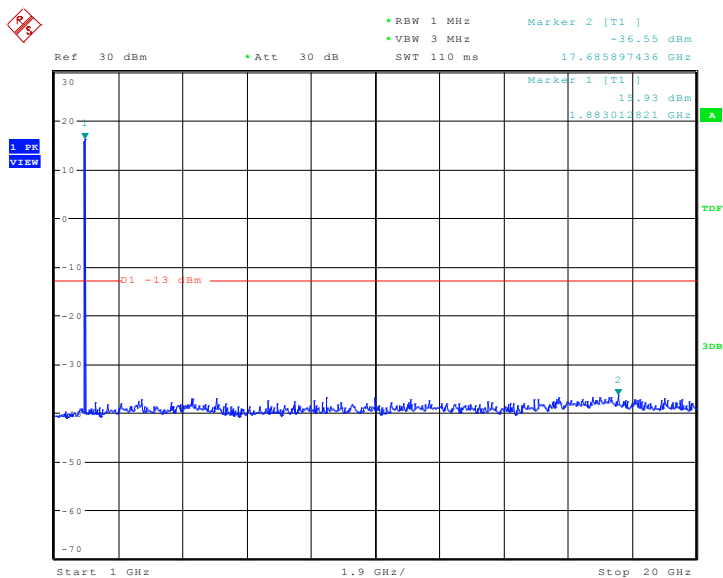
Date: 7.SEP.2016 09:20:06

Conducted Emission Transmitting Mode CH 9400 30MHz – 1GHz



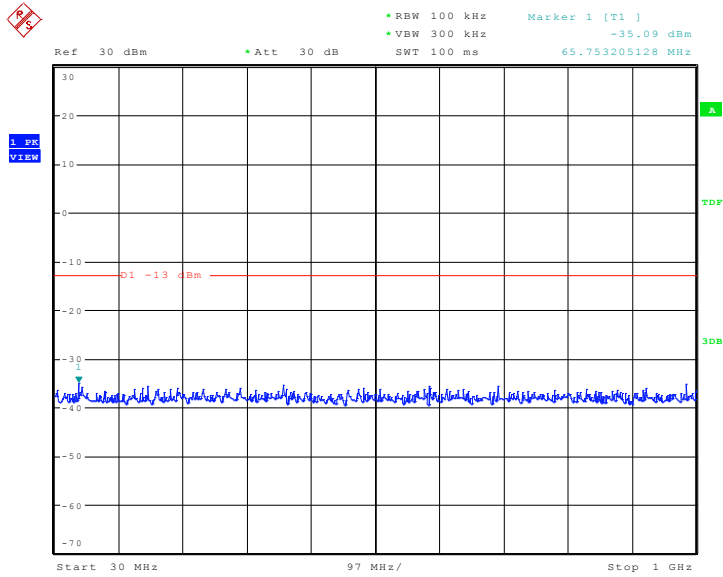
Date: 7.SEP.2016 09:18:01

Conducted Emission Transmitting Mode CH 9400 1GHz – 20GHz



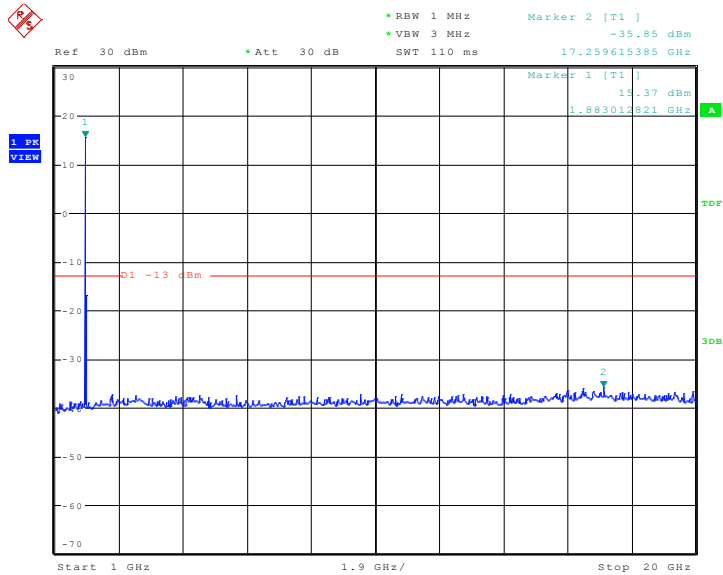
Date: 7.SEP.2016 09:20:48

Conducted Emission Transmitting Mode CH 9537 30MHz – 1GHz



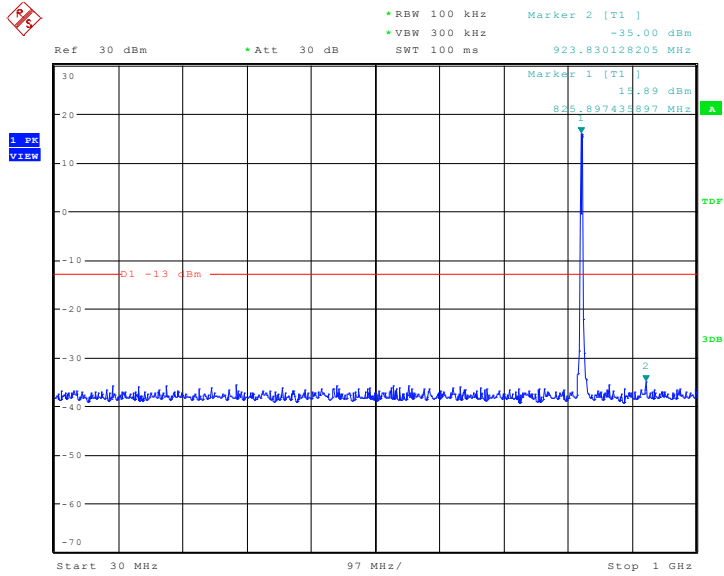
Date: 7.SEP.2016 09:18:14

Conducted Emission Transmitting Mode CH 9537 1GHz – 20GHz



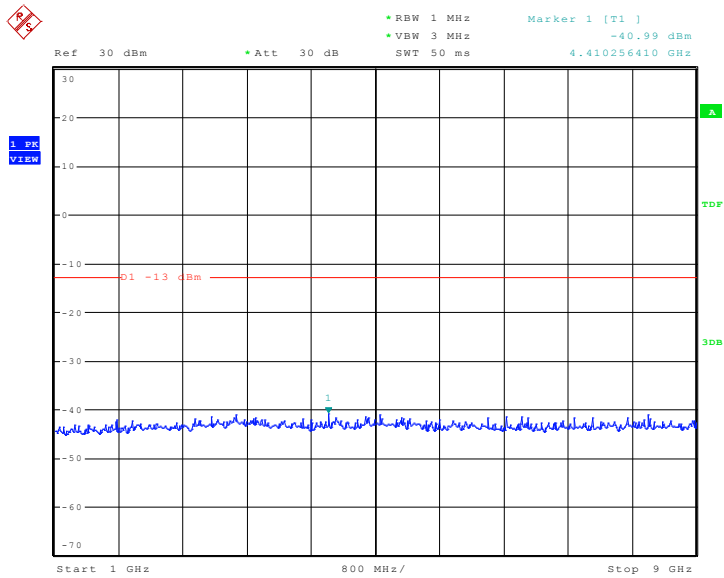
Date: 7.SEP.2016 09:21:28

CONDUCTED EMISSION IN WCDMA Band V Conducted Emission Transmitting Mode CH 4133 30MHz – 1GHz



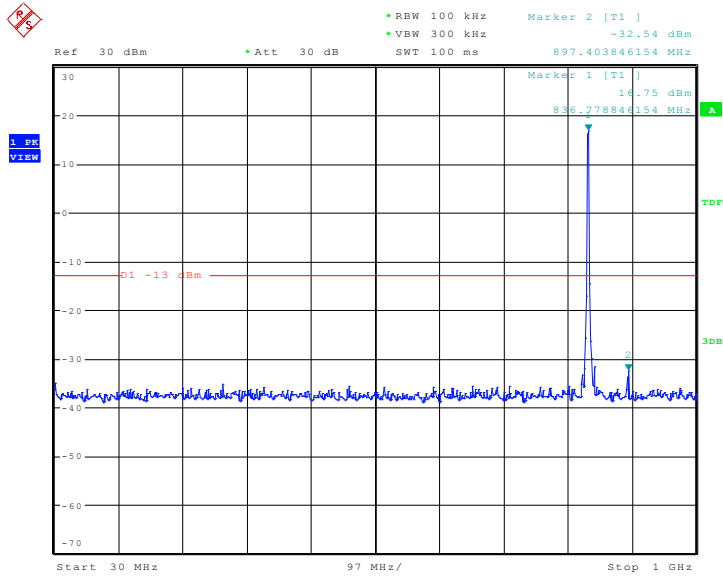
Date: 7.SEP.2016 09:16:37

Conducted Emission Transmitting Mode CH 4133 1GHz – 9GHz



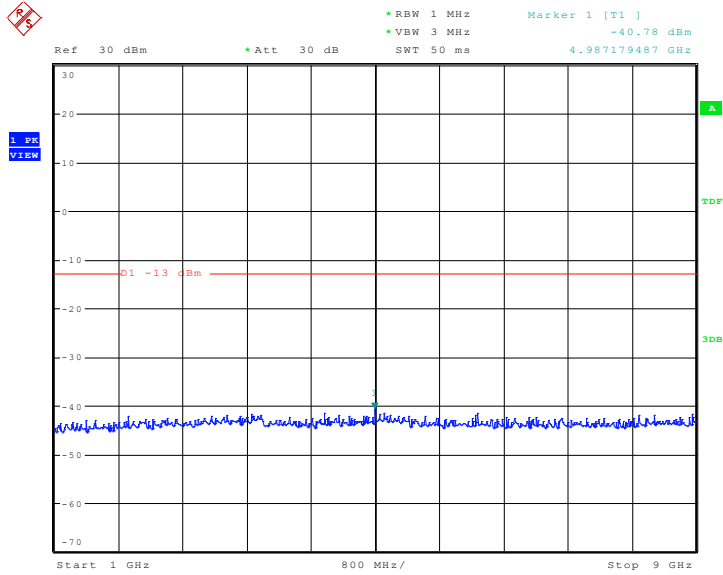
Date: 7.SEP.2016 09:07:52

Conducted Emission Transmitting Mode CH 4175 30MHz – 1GHz



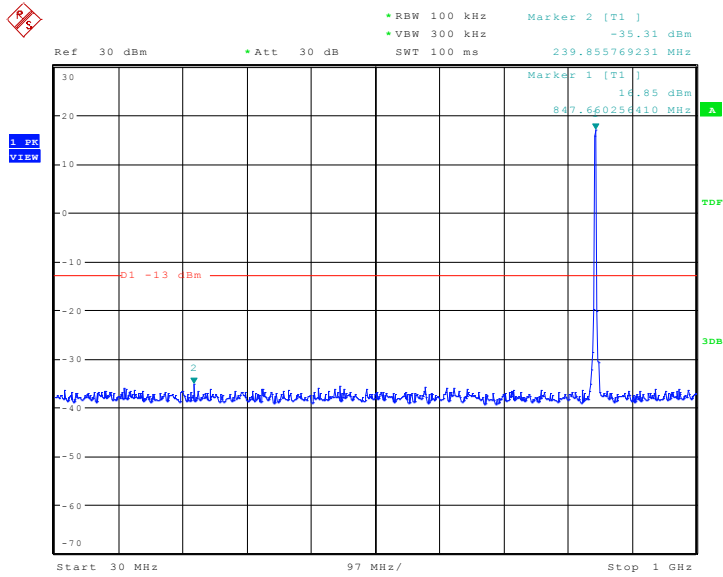
Date: 7.SEP.2016 09:16:58

Conducted Emission Transmitting Mode CH 4175 1GHz – 9GHz



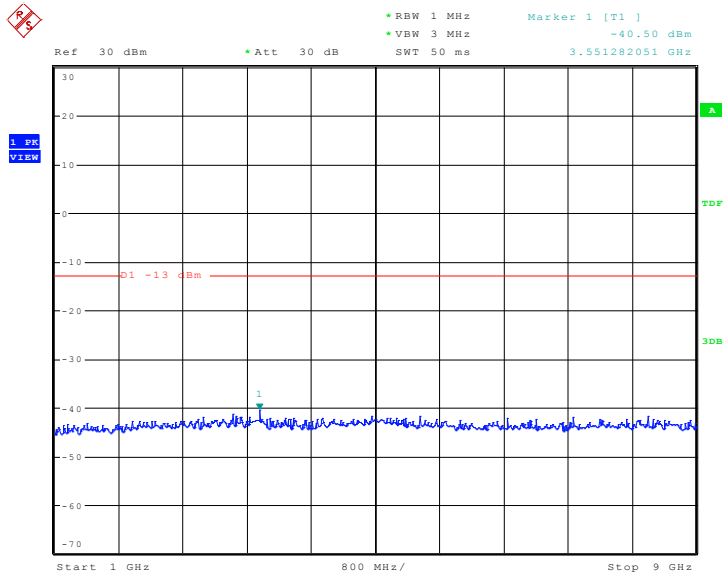
Date: 7.SEP.2016 09:07:25

Conducted Emission Transmitting Mode CH 4232 30MHz – 1GHz



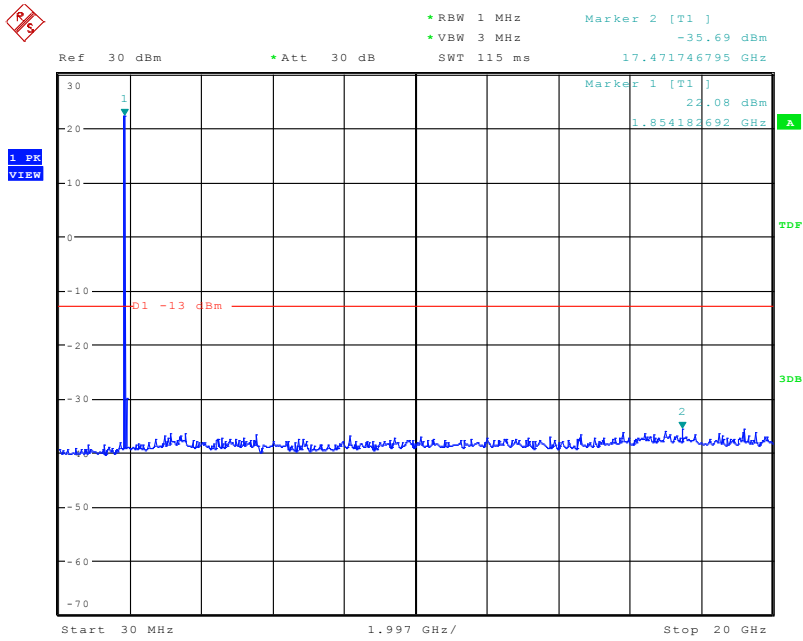
Date: 7.SEP.2016 09:17:26

Conducted Emission Transmitting Mode CH 4232 1GHz – 9GHz



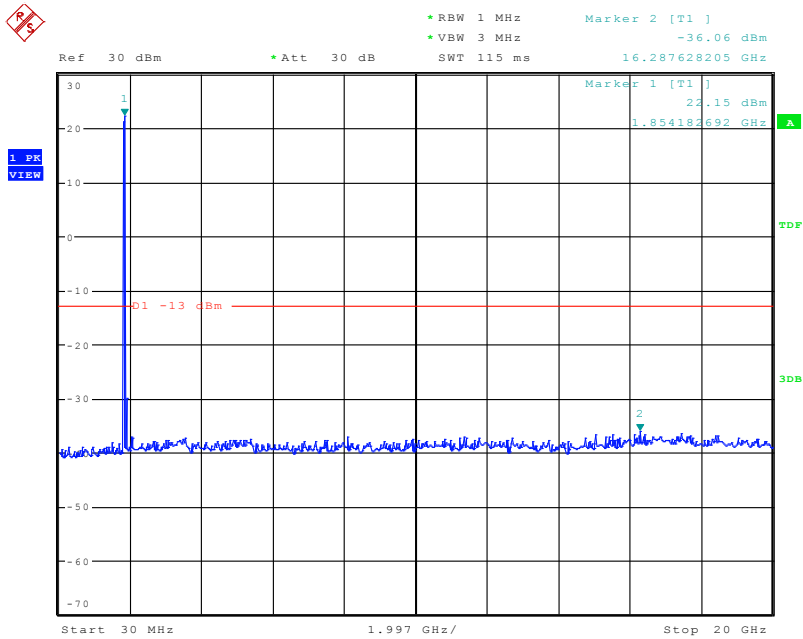
Date: 7.SEP.2016 09:07:11

BAND 2@Conducted Spurious Emission BW1.4MHz-1850.7MHz,QPSK-6RB_LOW@Pass



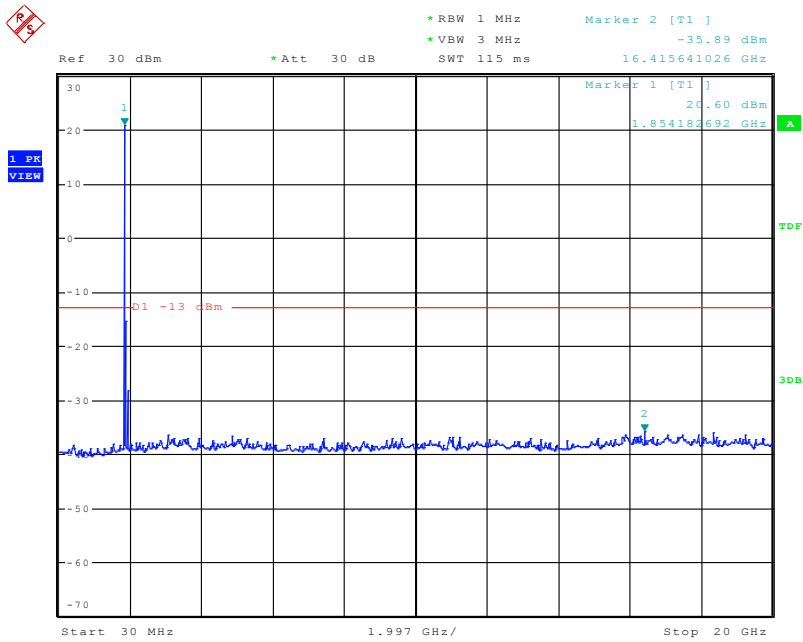
Date: 7.SEP.2016 18:38:00

BW1.4MHz-1850.7MHz,Q16-6RB_LOW@Pass



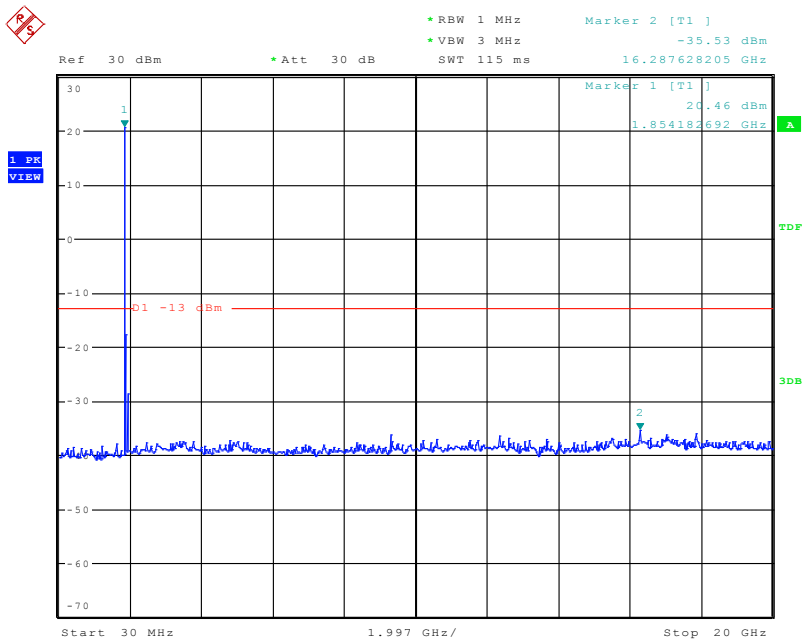
Date: 7.SEP.2016 18:38:45

BW1.4MHz-1880MHz,QPSK-6RB_LOW@Pass



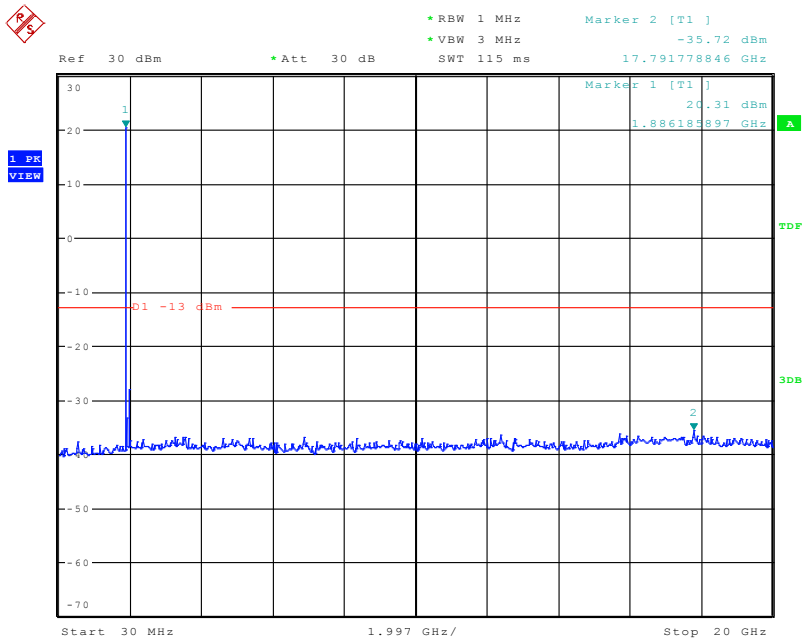
Date: 7.SEP.2016 18:39:45

BW1.4MHz-1880MHz,Q16-6RB_LOW@Pass



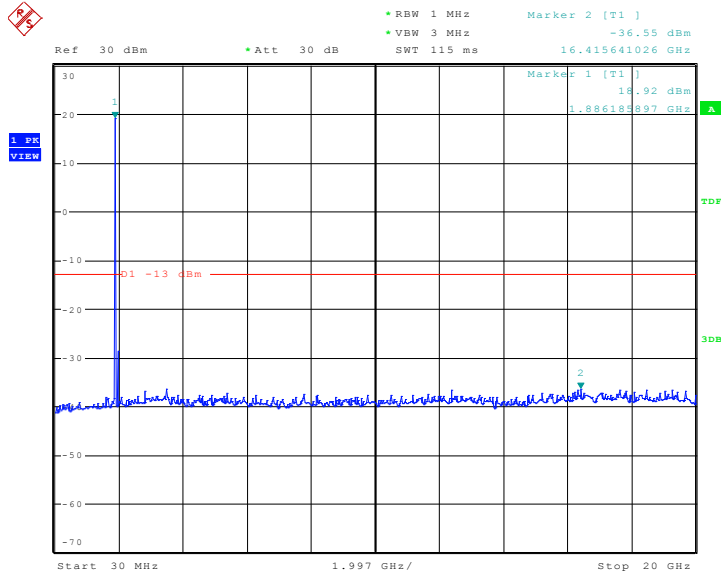
Date: 7.SEP.2016 18:40:19

BW1.4MHz-1909.3MHz,QPSK-6RB_LOW@Pass



Date: 7.SEP.2016 18:41:13

BW1.4MHz-1909.3MHz,Q16-6RB_LOW@Pass



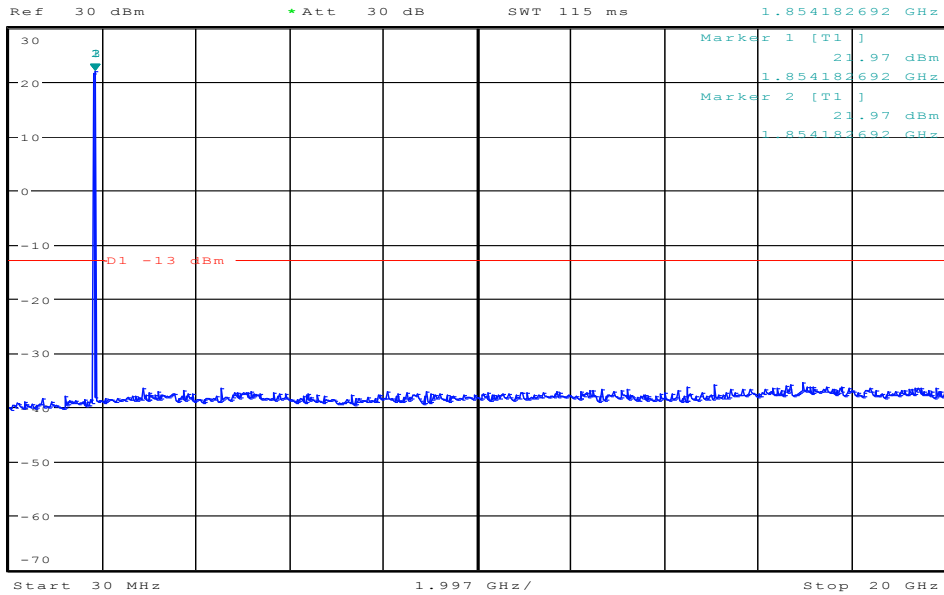
Date: 7.SEP.2016 18:41:50

BW3MHz-1851.5MHz,QPSK-15RB_LOW@Pass



1 PK
MAXH

*RBW 1 MHz
*VBW 3 MHz
SWT 115 ms
Marker 3 [T1]
21.97 dBm
1.854182692 GHz

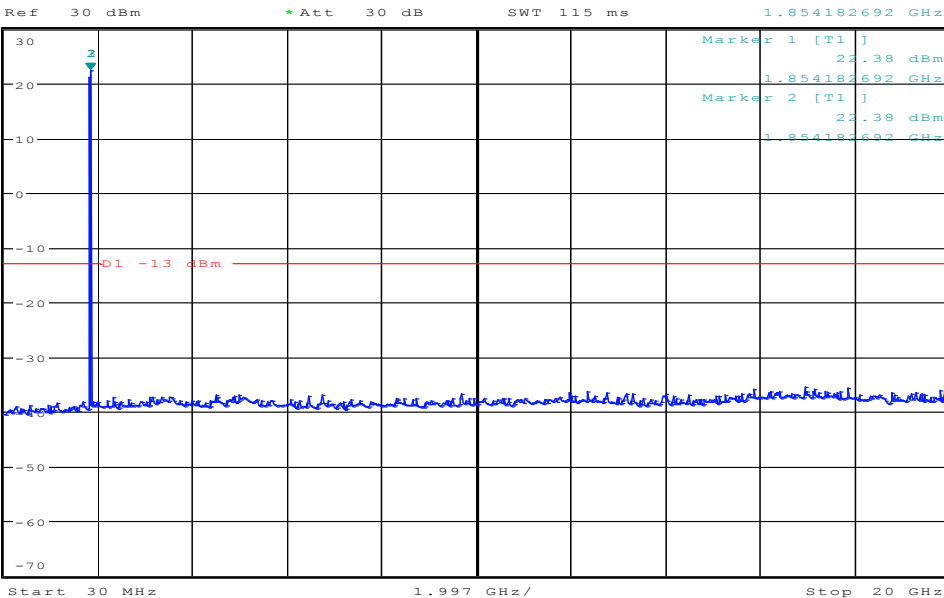


BW3MHz-1851.5MHz,Q16-15RB_LOW@Pass



1 PK
MAXH

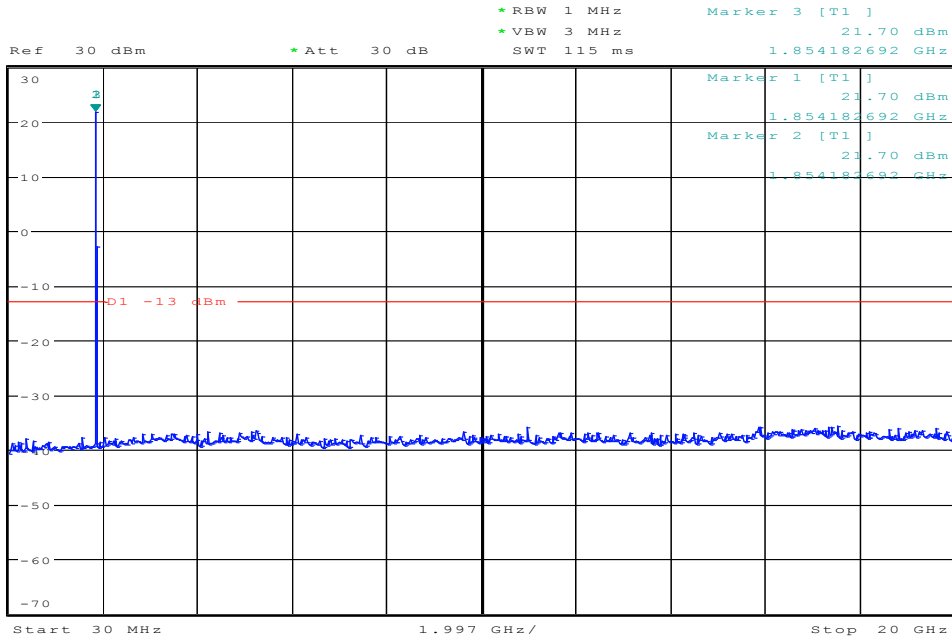
*RBW 1 MHz
*VBW 3 MHz
SWT 115 ms
Marker 3 [T1]
22.38 dBm
1.854182692 GHz



BW3MHz-1880MHz,QPSK-15RB_LOW@Pass



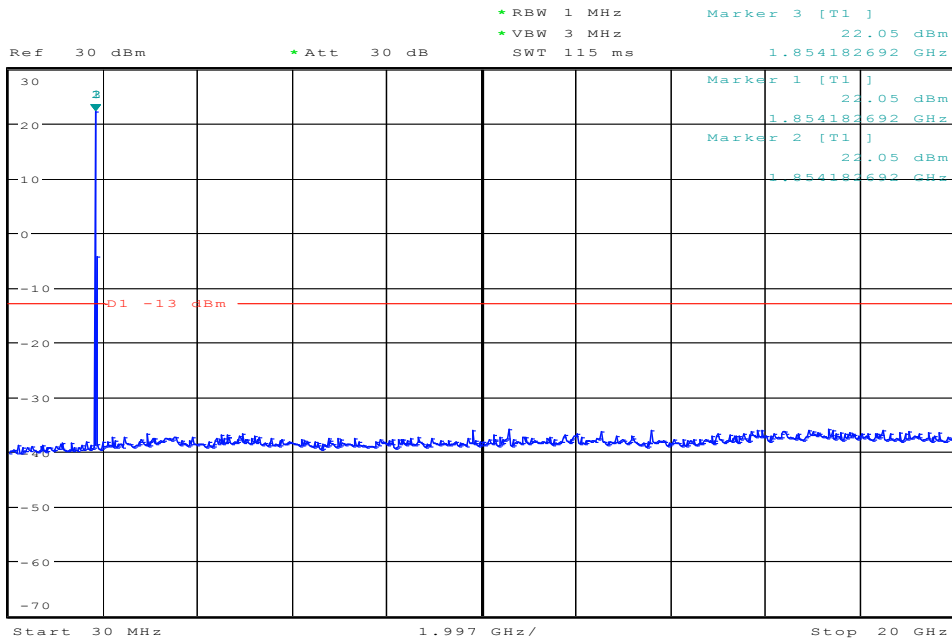
1 PK
MAXH



BW3MHz-1880MHz,Q16-15RB_LOW@Pass



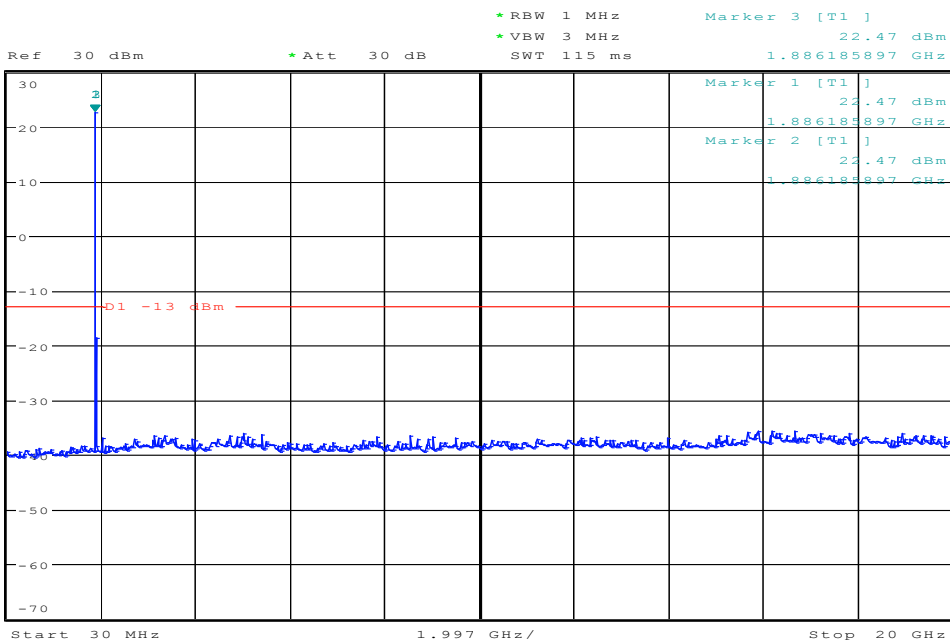
1 PK
MAXH



BW3MHz-1908.5MHz,QPSK-15RB_LOW@Pass



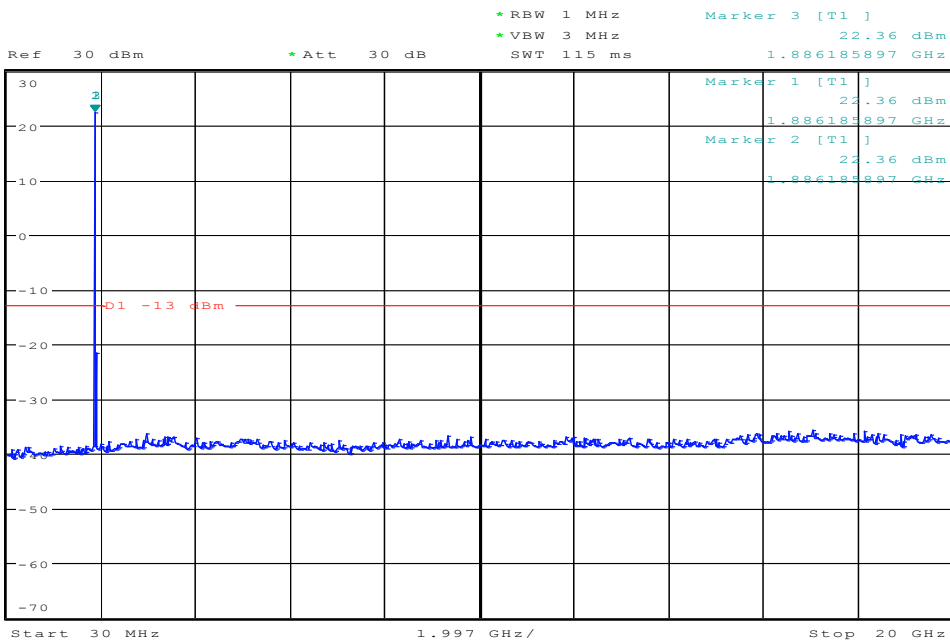
1 PK
MAXH



BW3MHz-1908.5MHz,Q16-15RB_LOW@Pass



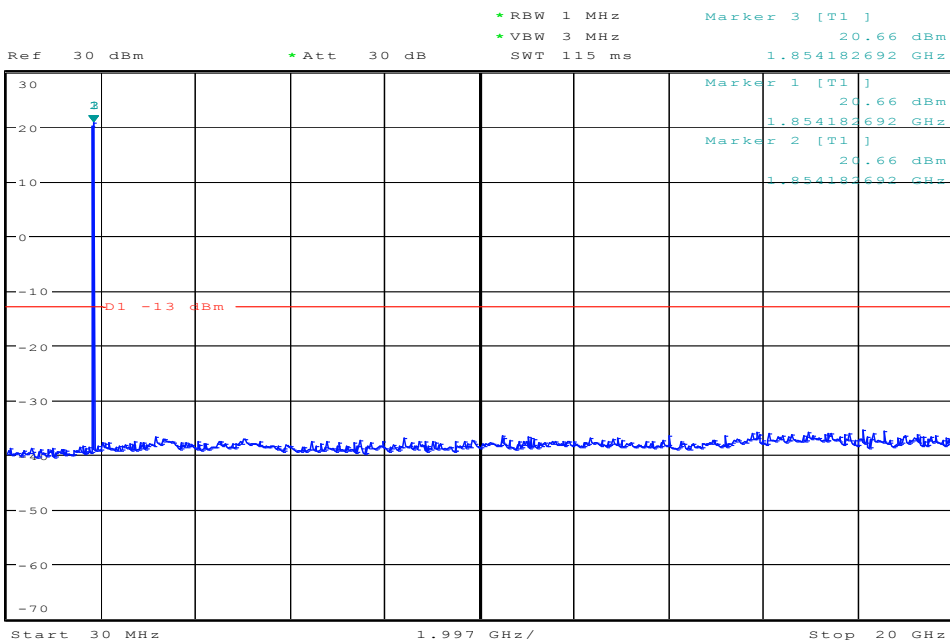
1 PK
MAXH



BW5MHz-1852.5MHz,QPSK-25RB_LOW@Pass



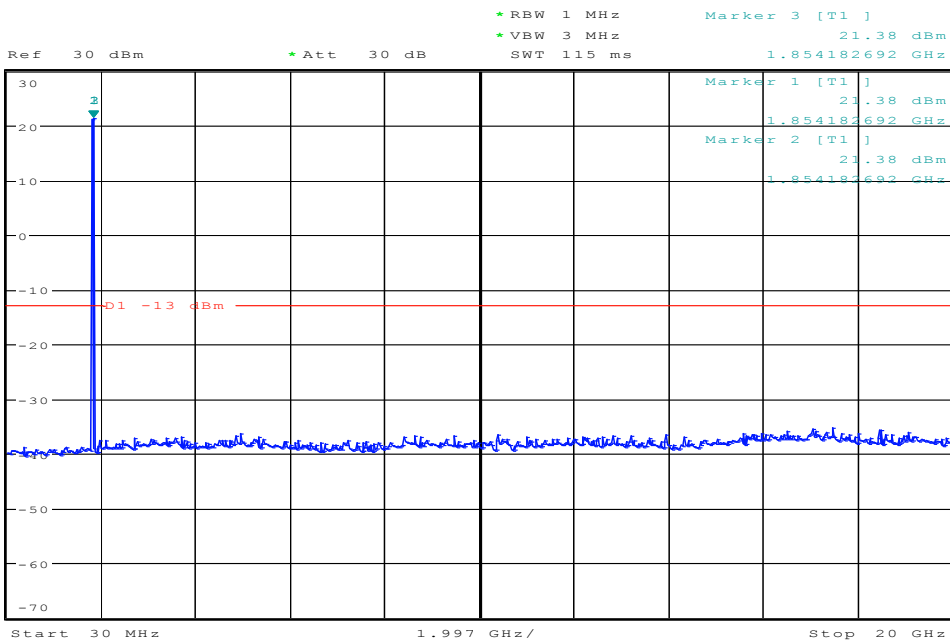
1 PK
MAXH



BW5MHz-1852.5MHz,Q16-25RB_LOW@Pass



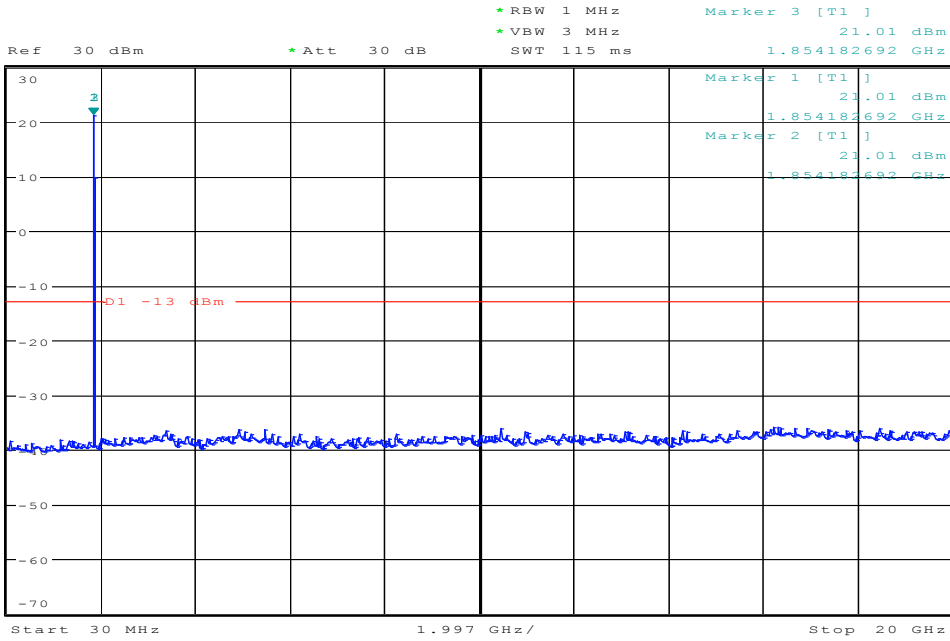
1 PK
MAXH



BW5MHz-1880MHz,QPSK-25RB_LOW@Pass



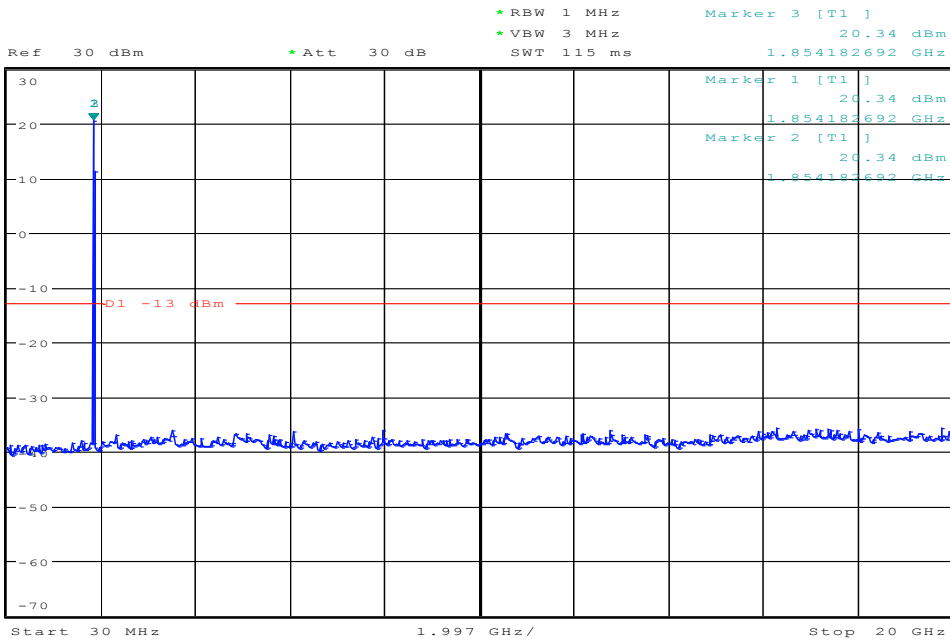
1 PK
MAXH



BW5MHz-1880MHz,Q16-25RB_LOW@Pass



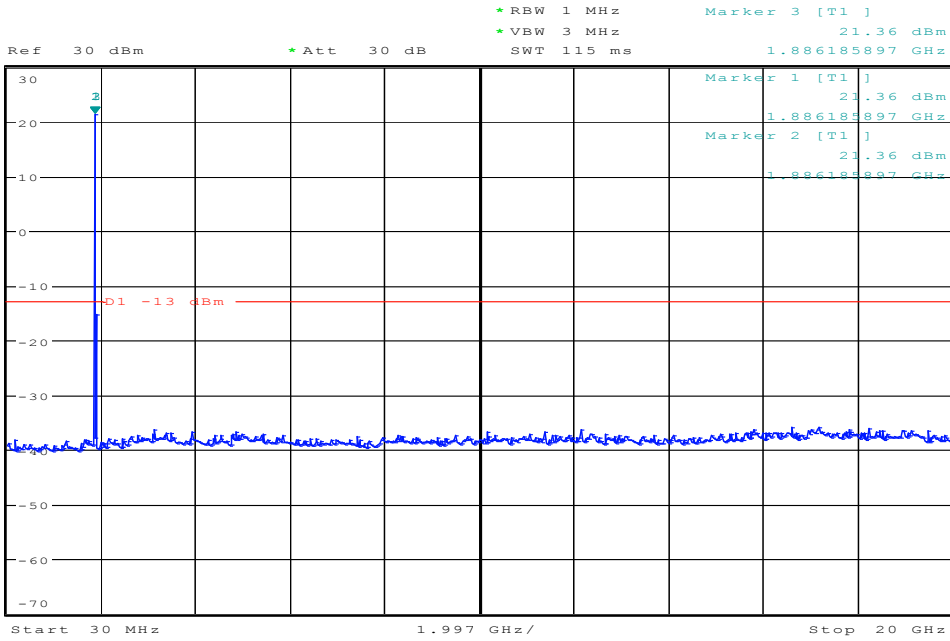
1 PK
MAXH



BW5MHz-1907.5MHz,QPSK-25RB_LOW@Pass



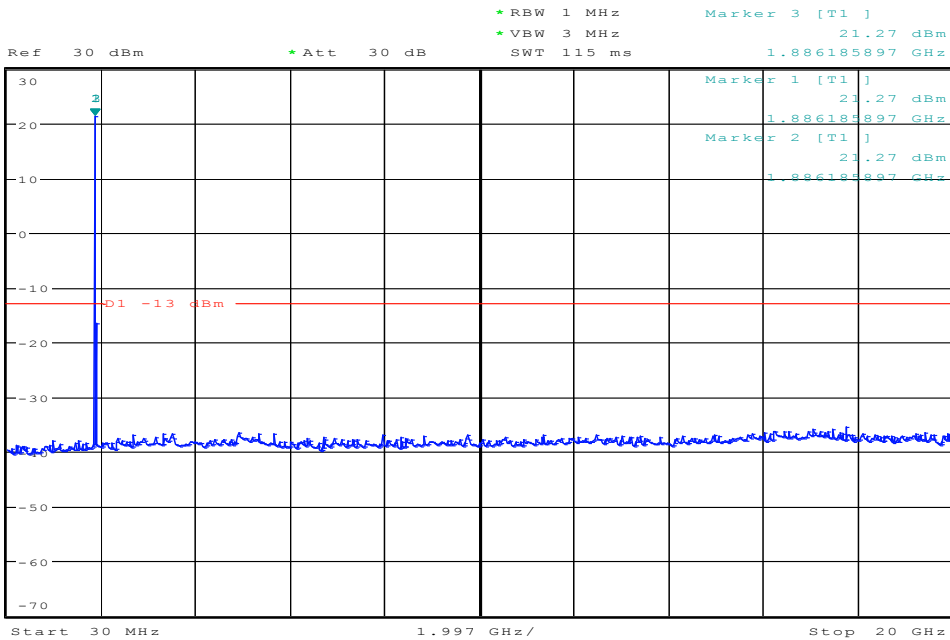
1 PK
MAXH



BW5MHz-1907.5MHz,Q16-25RB_LOW@Pass



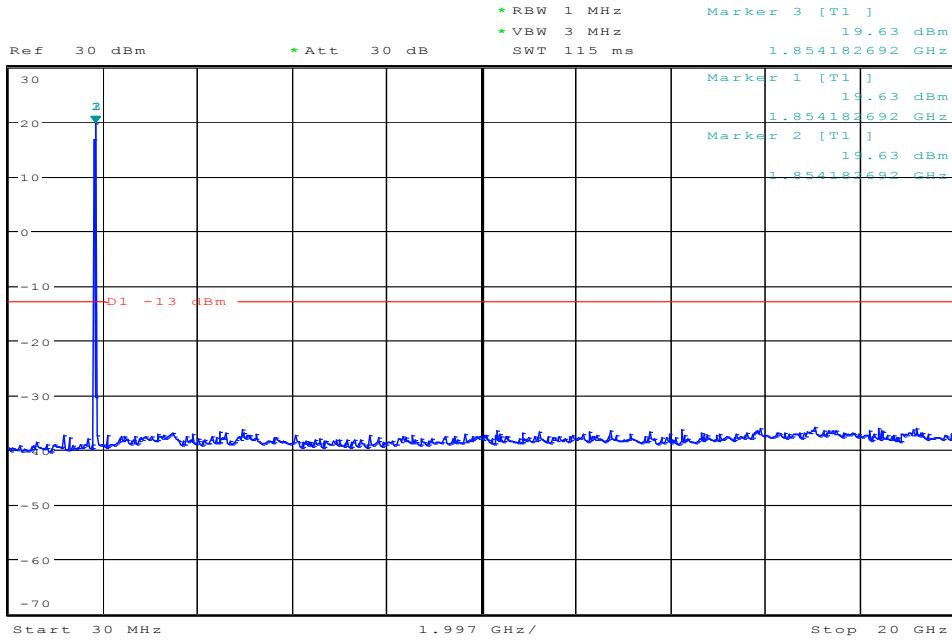
1 PK
MAXH



BW10MHz-1855MHz,QPSK-50RB_LOW@Pass



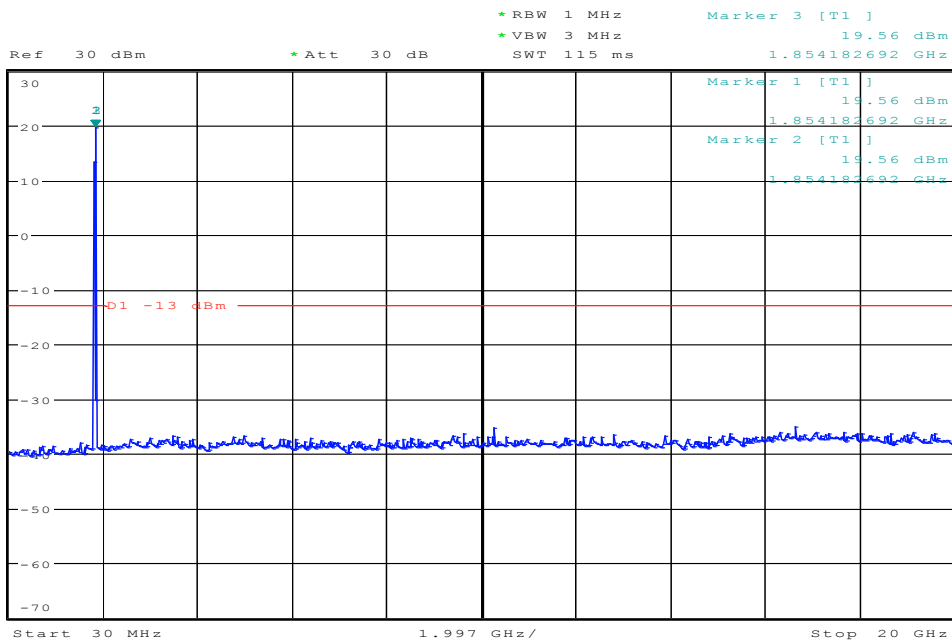
1 PK
MAXH



BW10MHz-1855MHz,Q16-50RB_LOW@Pass



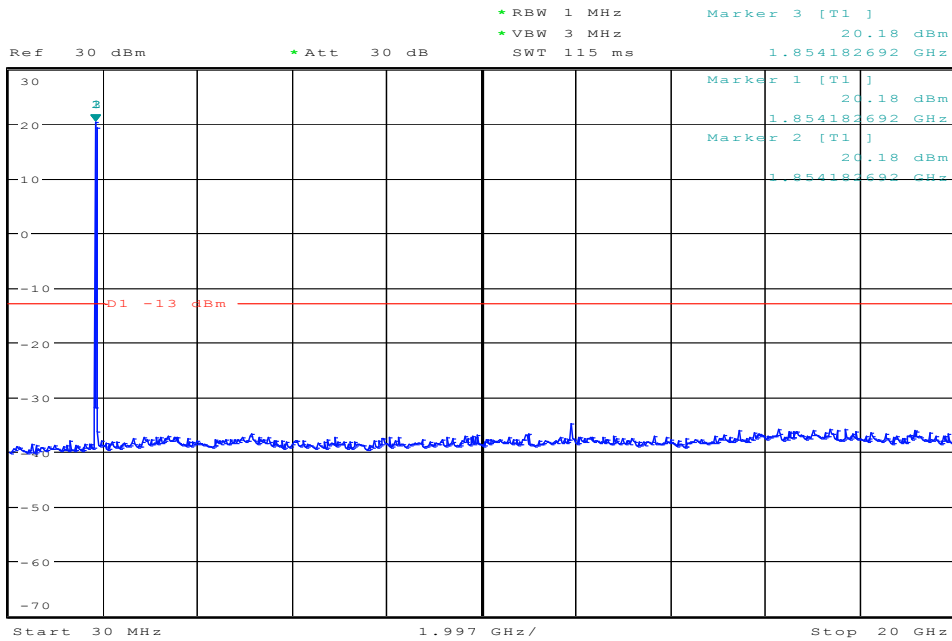
1 PK
MAXH



BW10MHz-1880MHz,QPSK-50RB_LOW@Pass



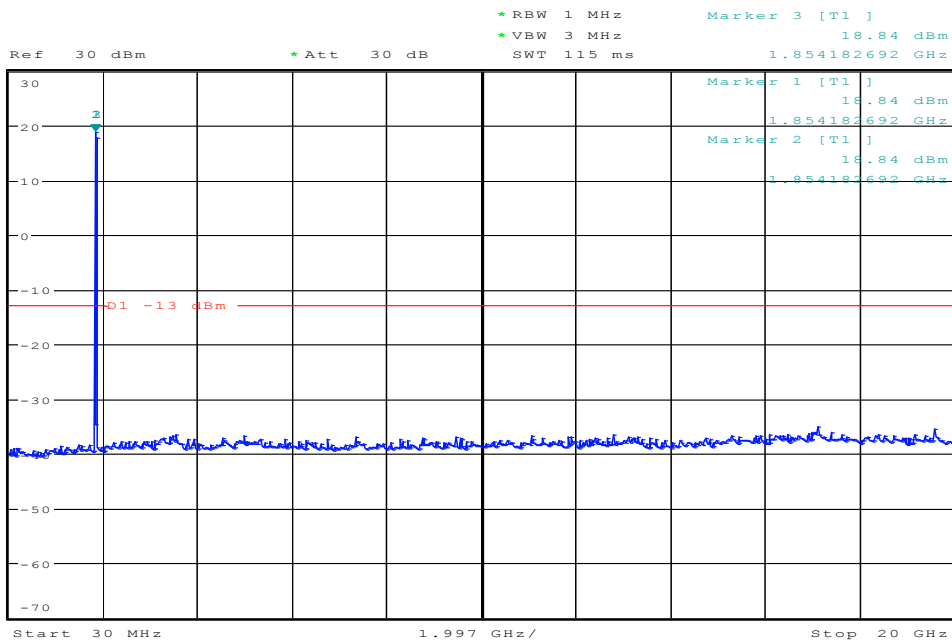
1 PK
MAXH



BW10MHz-1880MHz,Q16-50RB_LOW@Pass



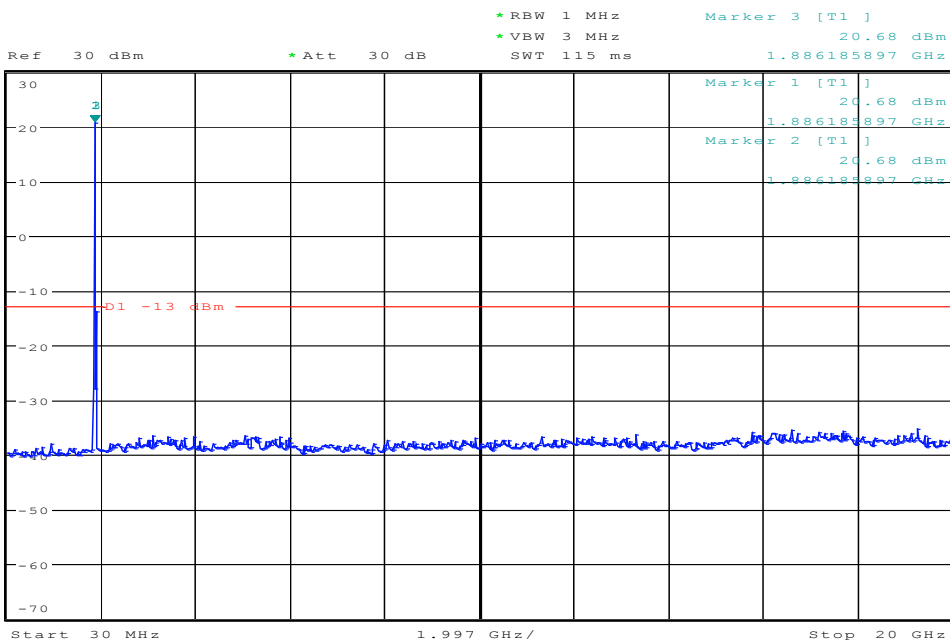
1 PK
MAXH



BW10MHz-1905MHz,QPSK-50RB_LOW@Pass



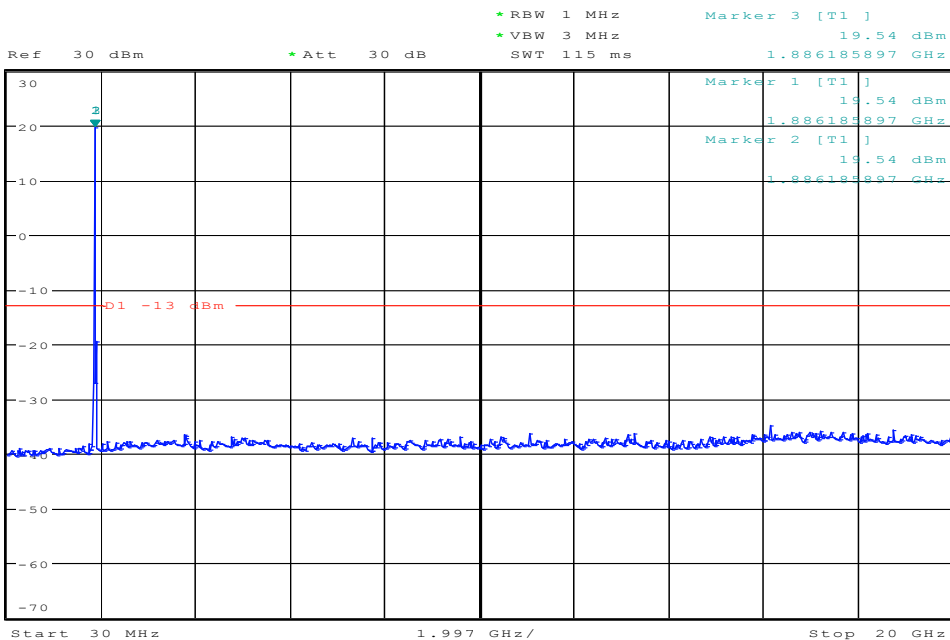
1 PK
MAXH



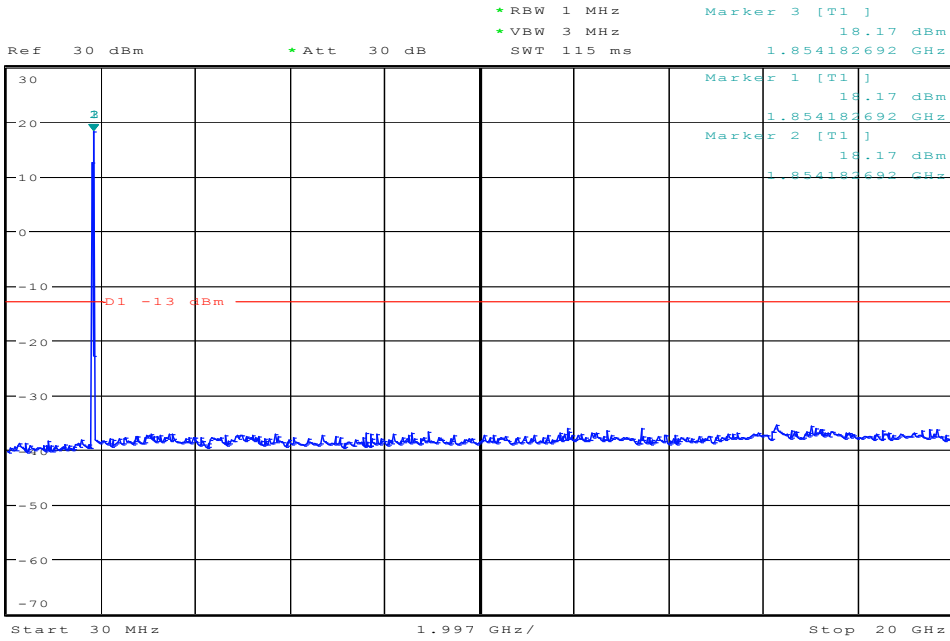
BW10MHz-1905MHz,Q16-50RB_LOW@Pass



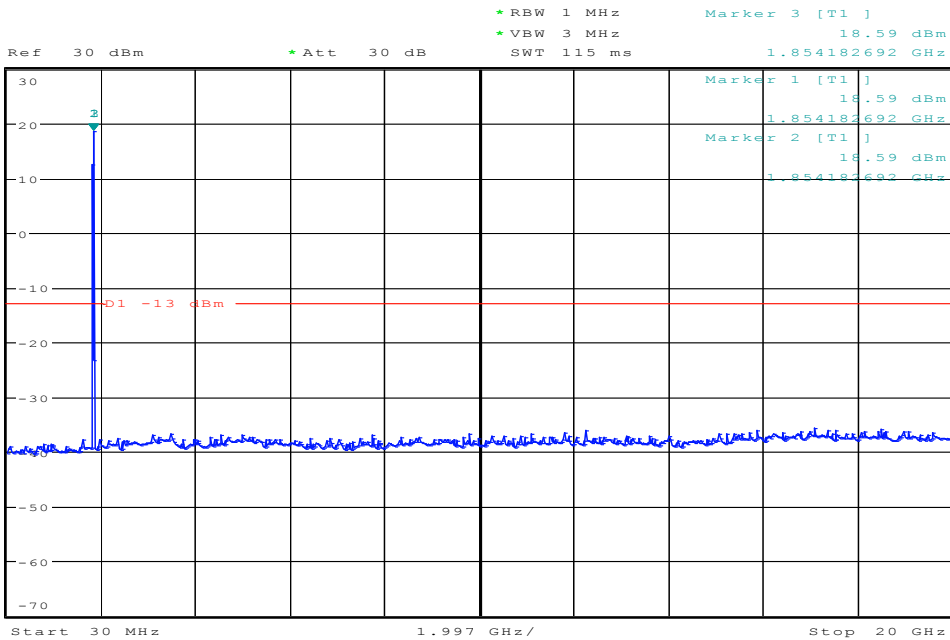
1 PK
MAXH



BW15MHz-1857.5MHz,QPSK-75RB_LOW@Pass



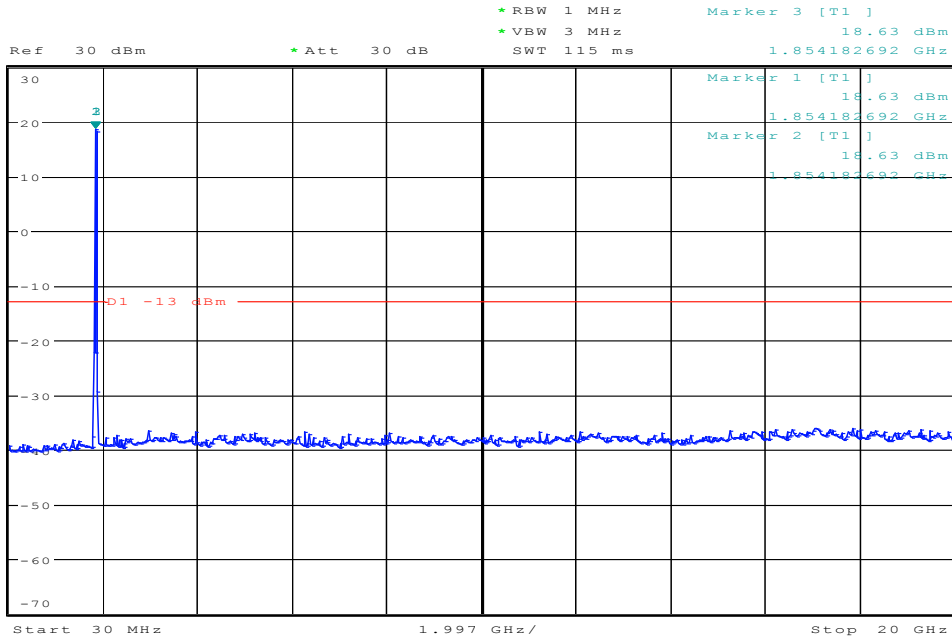
BW15MHz-1857.5MHz,Q16-75RB_LOW@Pass



BW15MHz-1880MHz,QPSK-75RB_LOW@Pass



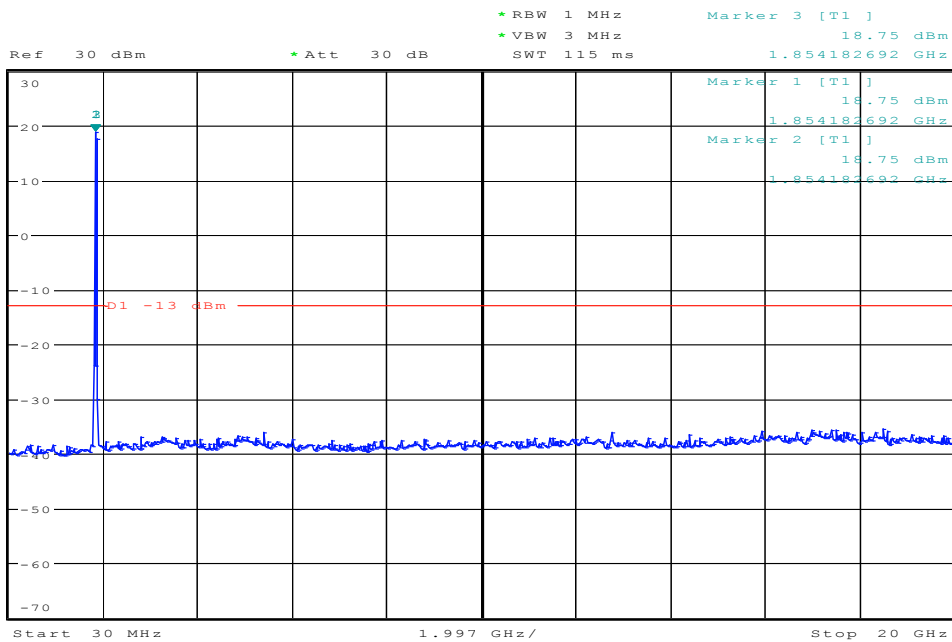
1 PK
MAXH



BW15MHz-1880MHz,Q16-75RB_LOW@Pass



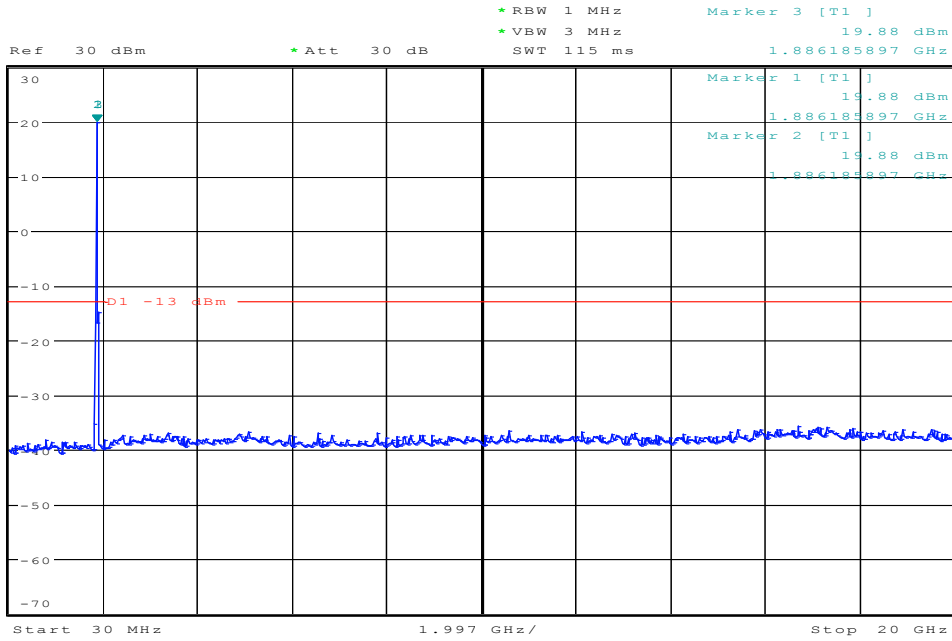
1 PK
MAXH



BW15MHz-1902.5MHz,QPSK-75RB_LOW@Pass



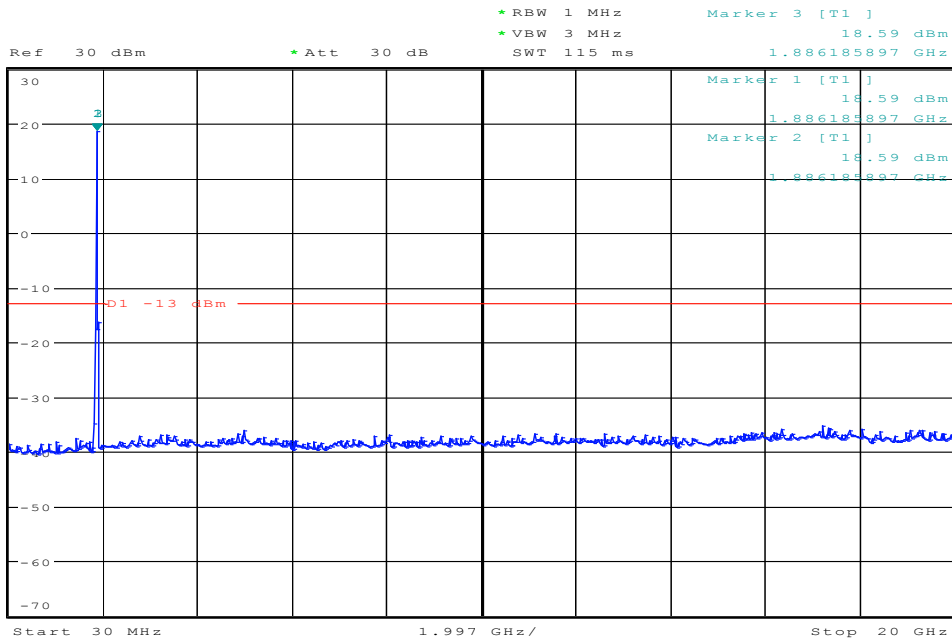
1 PK
MAXH



BW15MHz-1902.5MHz,Q16-75RB_LOW@Pass



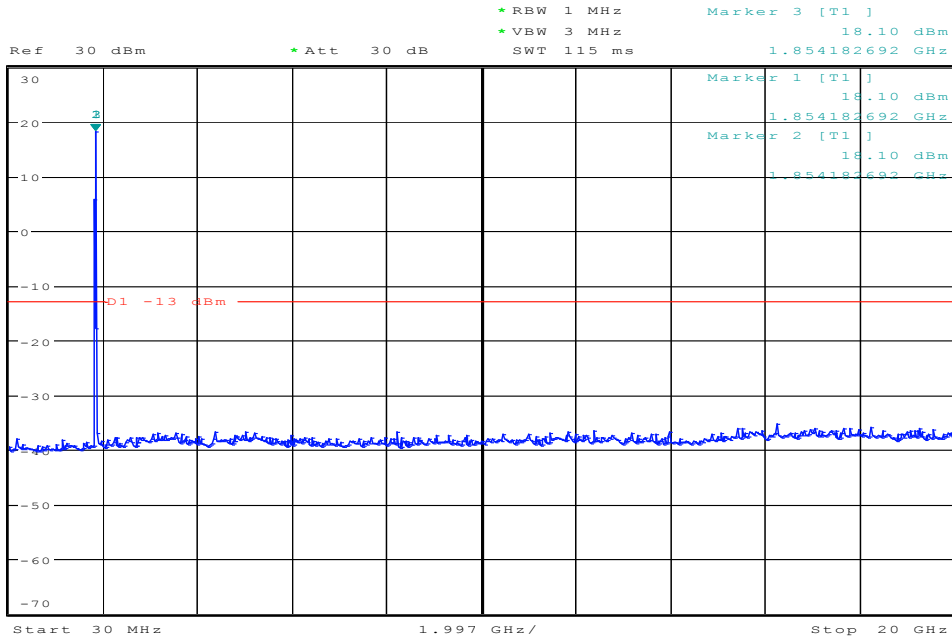
1 PK
MAXH



BW20MHz-1860MHz,QPSK-100RB_LOW@Pass



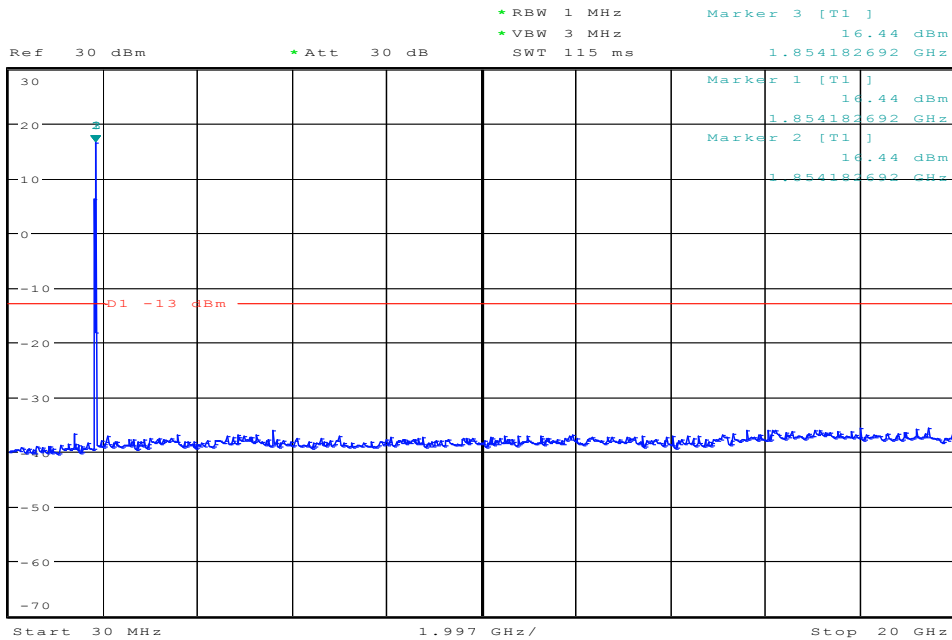
1 PK
MAXH



BW20MHz-1860MHz,Q16-100RB_LOW@Pass



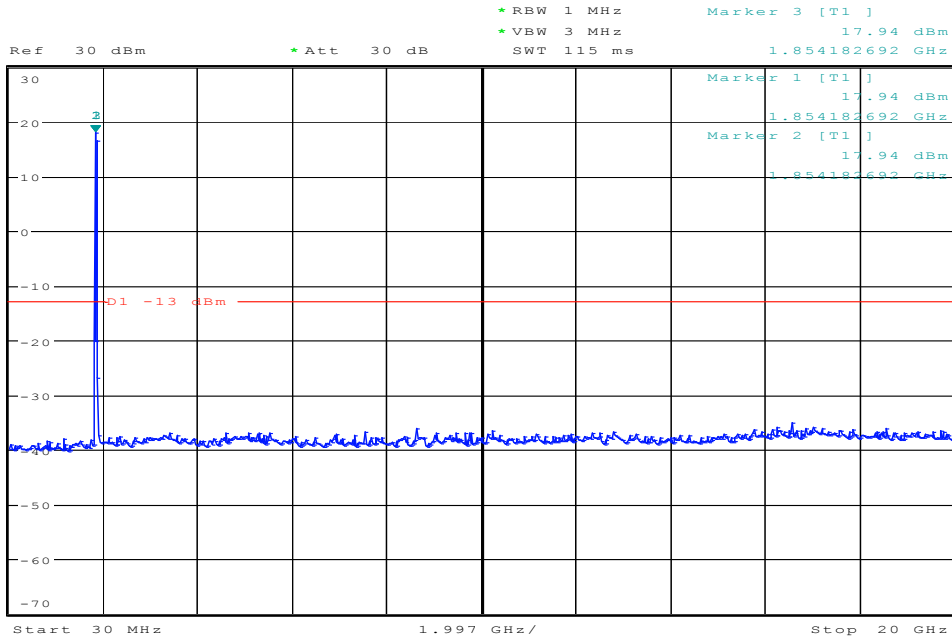
1 PK
MAXH



BW20MHz-1880MHz,QPSK-100RB_LOW@Pass



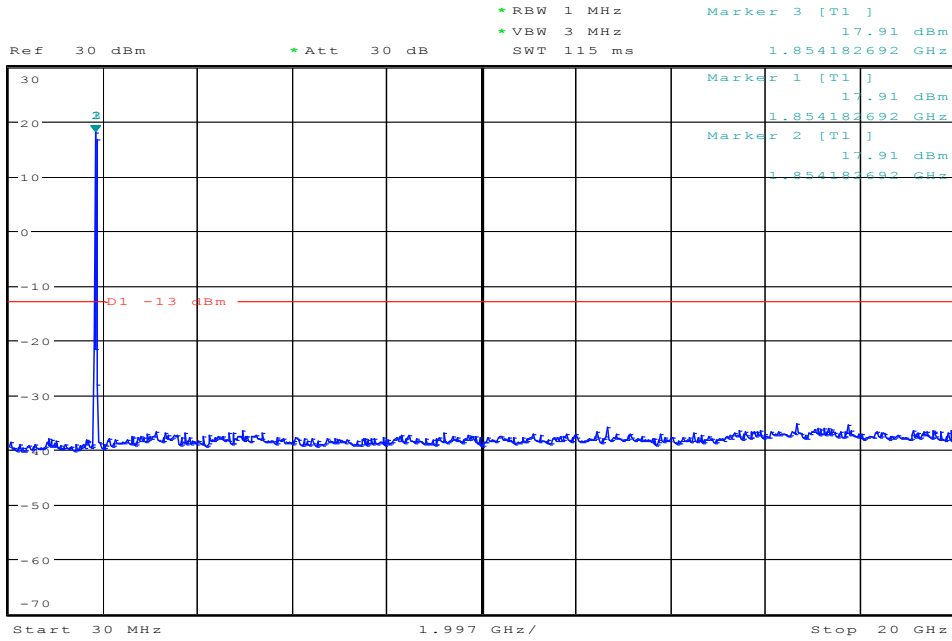
1 PK
MAXH



BW20MHz-1880MHz,Q16-100RB_LOW@Pass



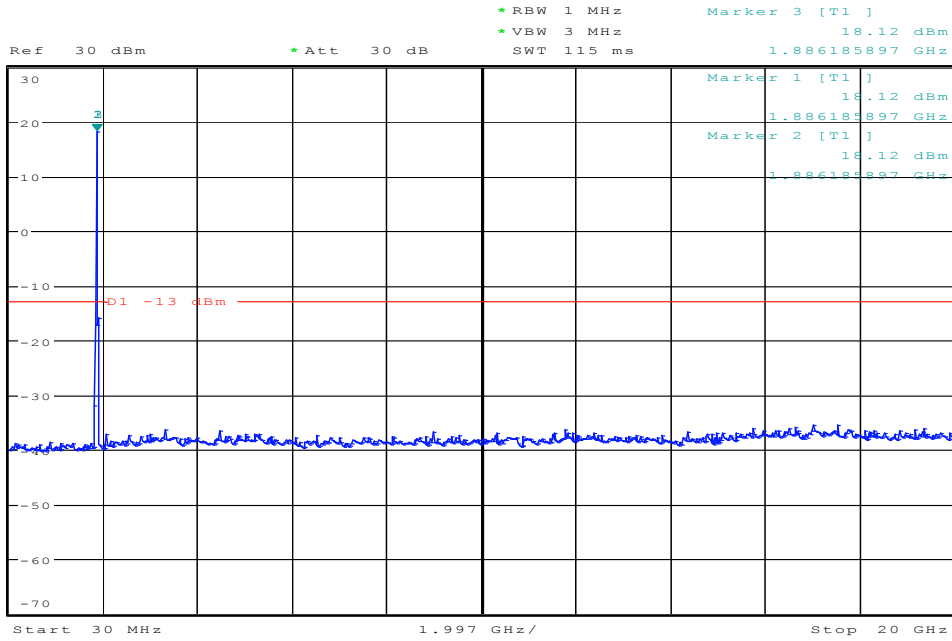
1 PK
MAXH



BW20MHz-1900MHz,QPSK-100RB_LOW@Pass



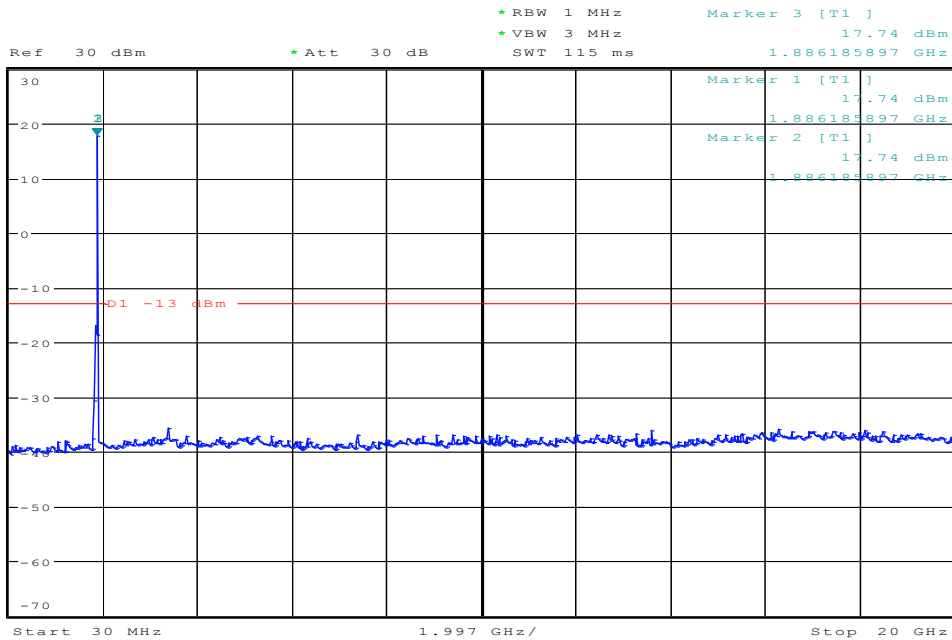
1 PK
MAXH



BW20MHz-1900MHz,Q16-100RB_LOW@Pass

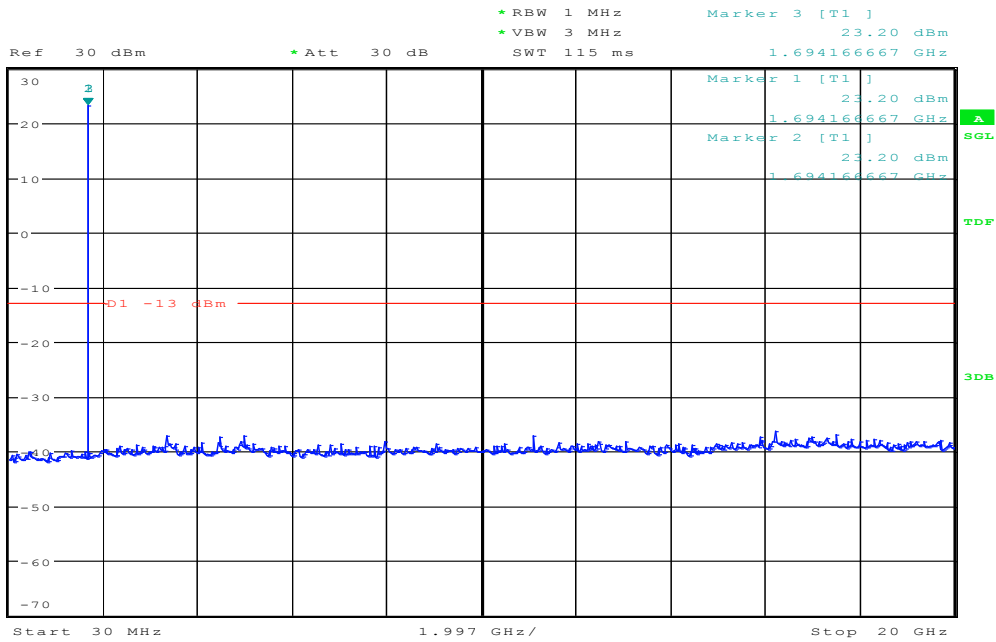


1 PK
MAXH

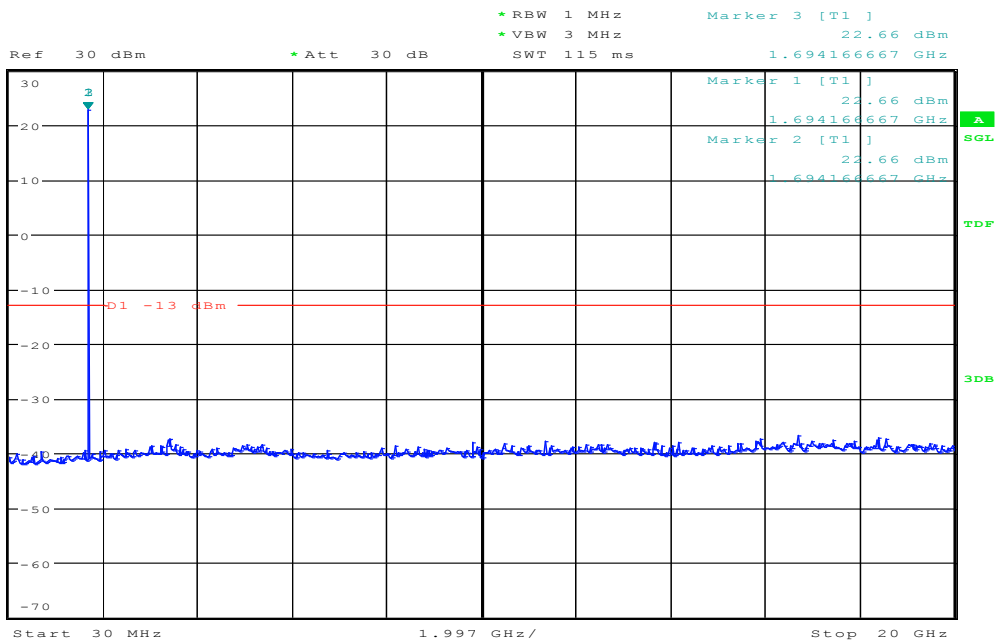


BAND 4@Conducted Spurious Emission

BW1.4MHz-1710.7MHz,QPSK-6RB_LOW@Pass



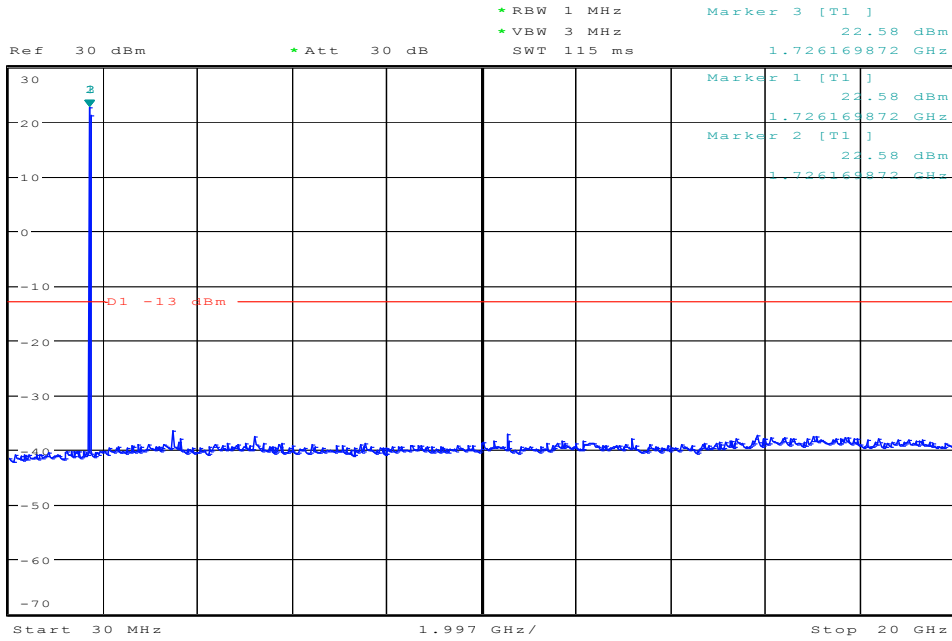
BW1.4MHz-1710.7MHz,Q16-6RB_LOW@Pass



BW1.4MHz-1754.3MHz,QPSK-6RB_LOW@Pass



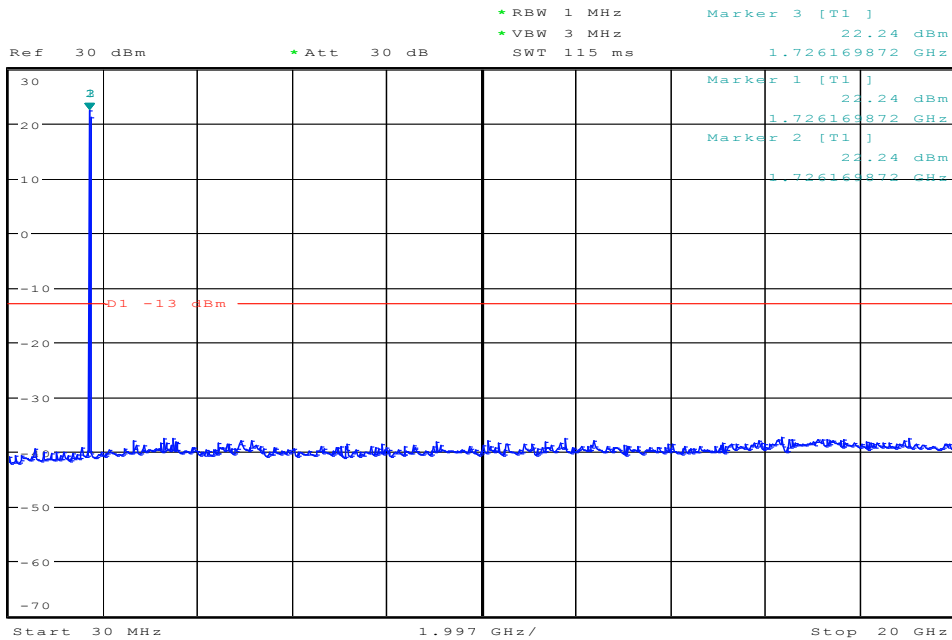
1 PK
MAXH



BW1.4MHz-1754.3MHz,Q16-6RB_LOW@Pass



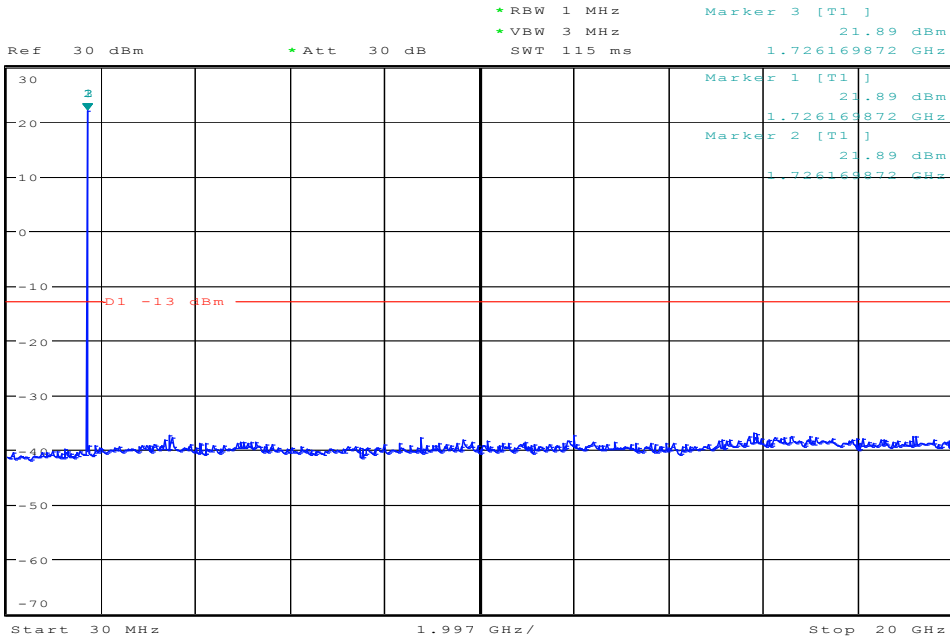
1 PK
MAXH



BW1.4MHz-1732.5MHz,QPSK-6RB_LOW@Pass



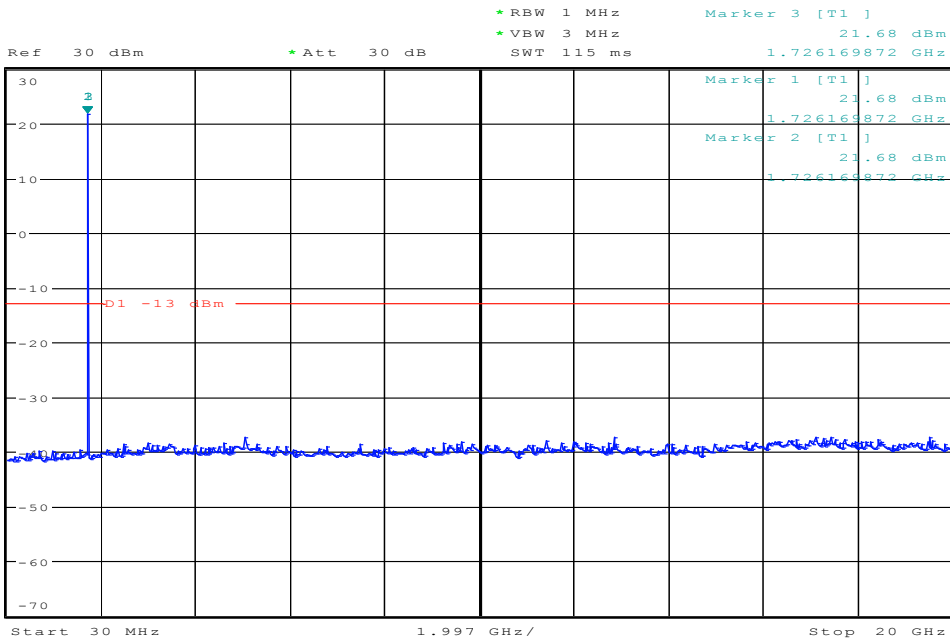
1 PK
MAXH



BW1.4MHz-1732.5MHz,Q16-6RB_LOW@Pass



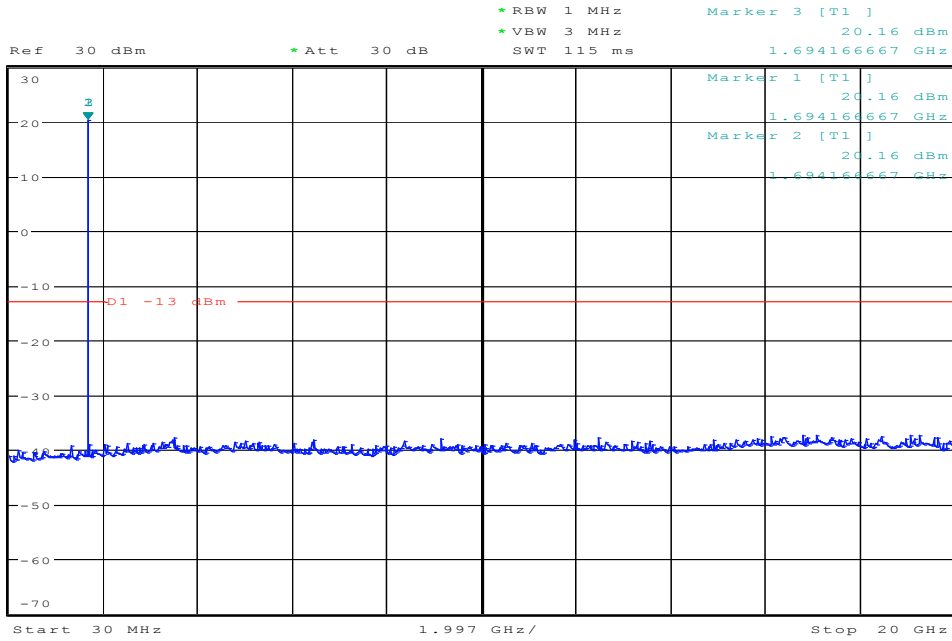
1 PK
MAXH



BW3MHz-1711.5MHz,QPSK-15RB_LOW@Pass



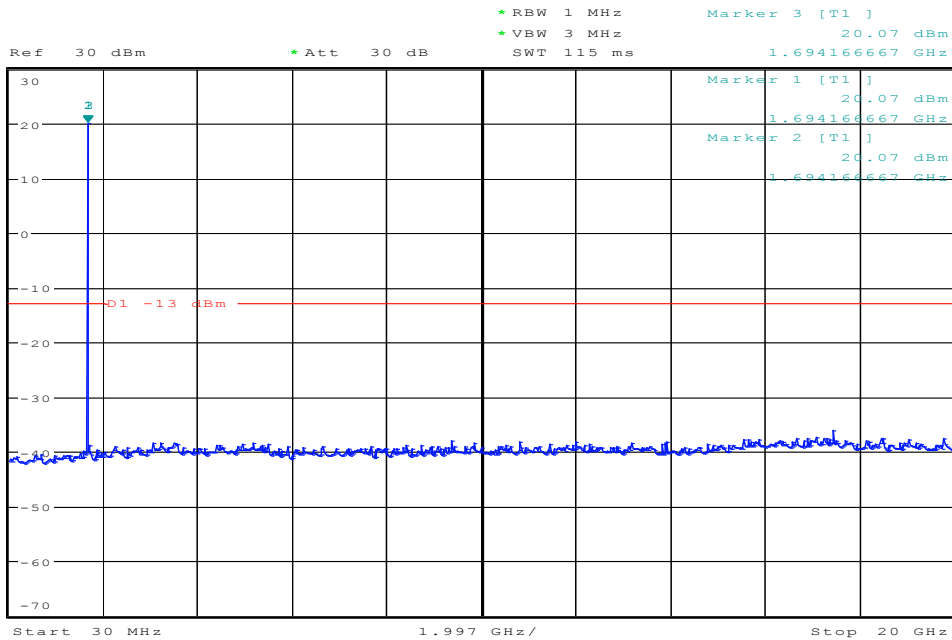
1 PK
MAXH



BW3MHz-1711.5MHz,Q16-15RB_LOW@Pass



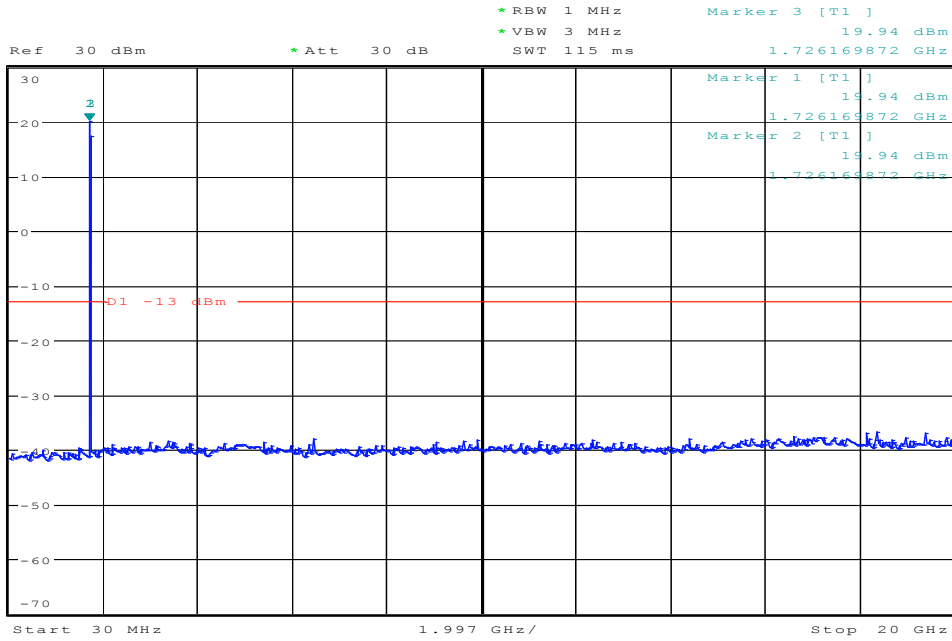
1 PK
MAXH



BW3MHz-1753.5MHz,QPSK-15RB_LOW@Pass



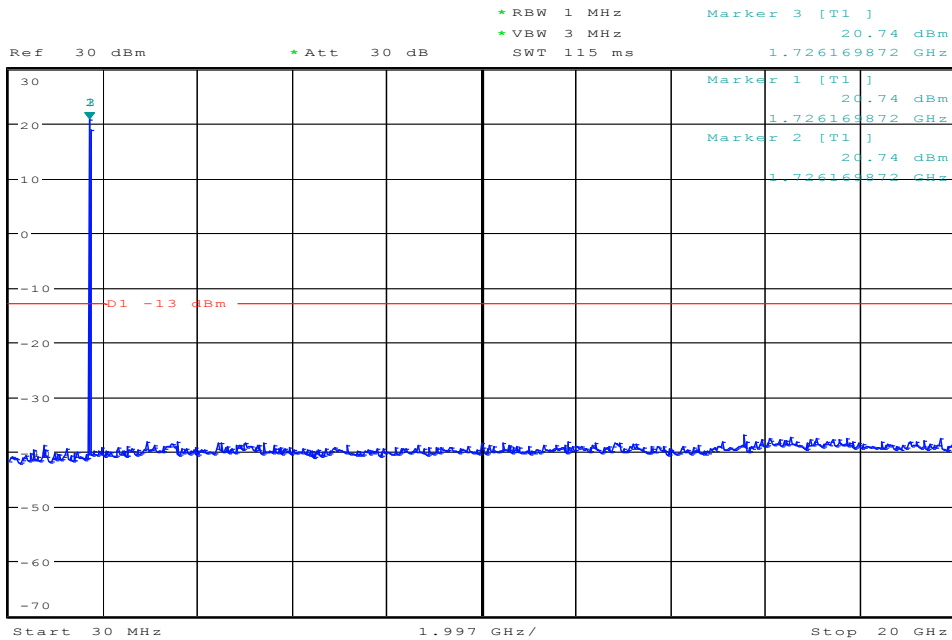
1 PK
MAXH



BW3MHz-1753.5MHz,Q16-15RB_LOW@Pass



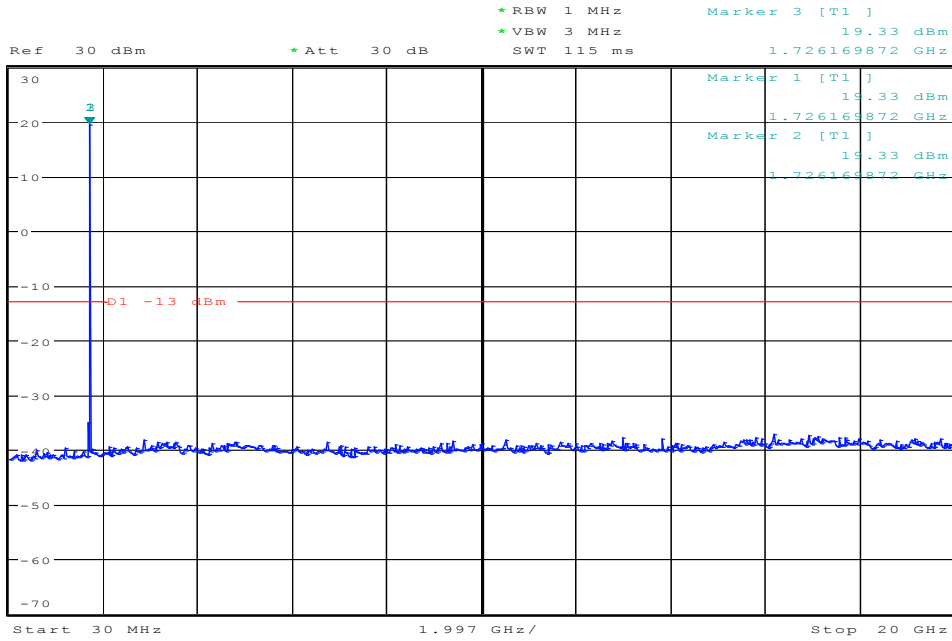
1 PK
MAXH



BW3MHz-1732.5MHz,QPSK-15RB_LOW@Pass



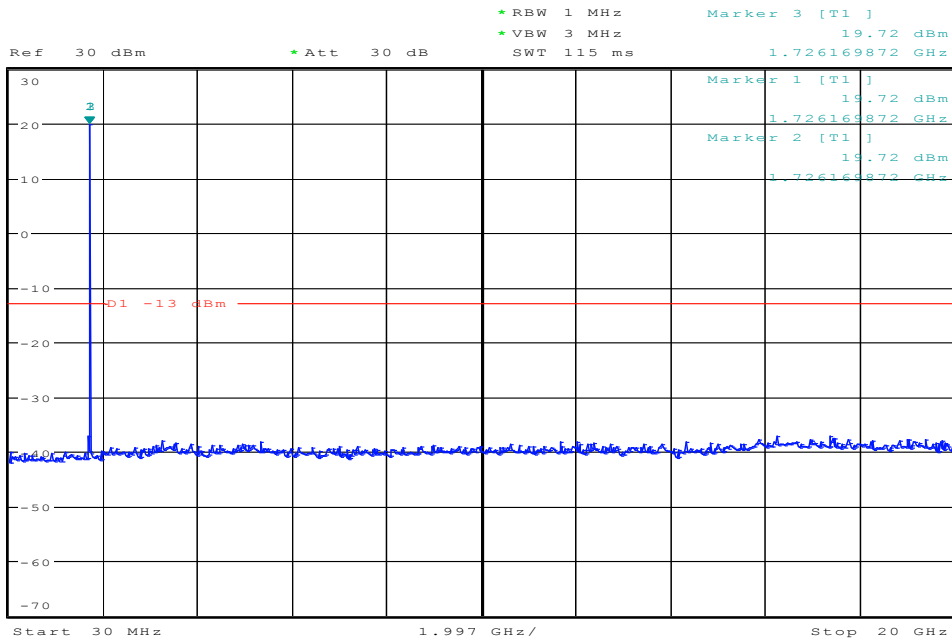
1 PK
MAXH



BW3MHz-1732.5MHz,Q16-15RB_LOW@Pass



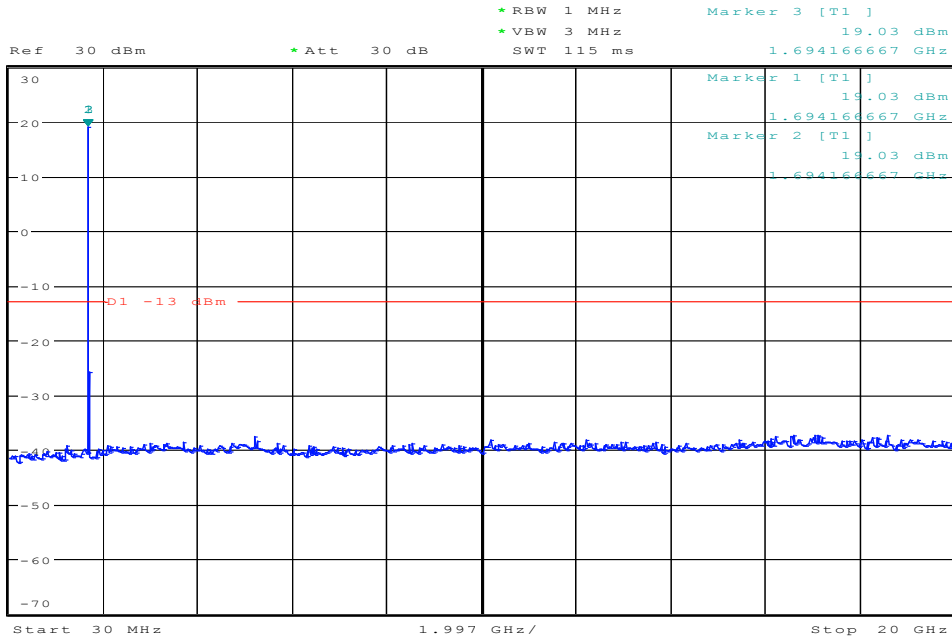
1 PK
MAXH



BW5MHz-1712.5MHz,QPSK-25RB_LOW@Pass



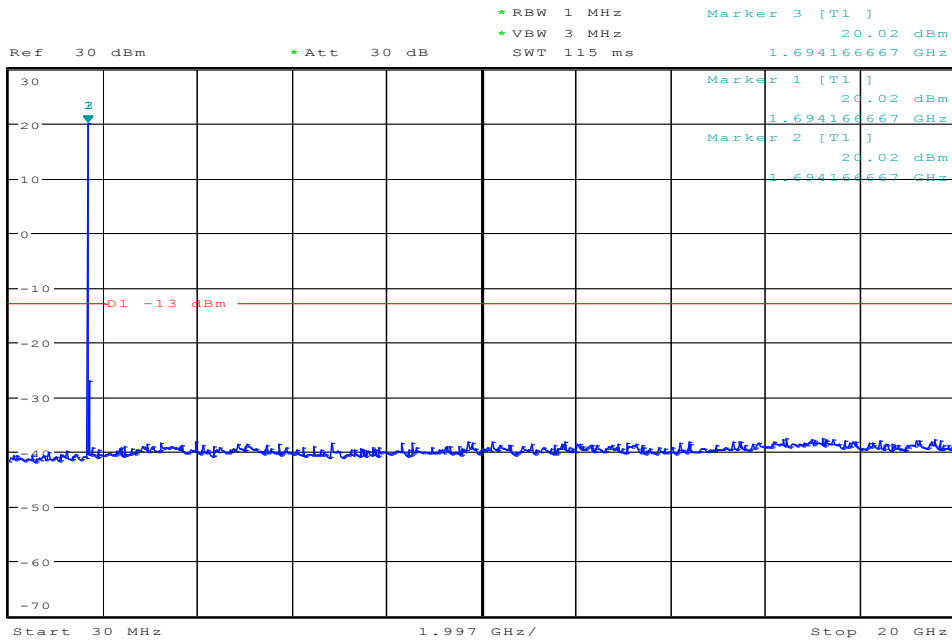
1 PK
MAXH



BW5MHz-1712.5MHz,Q16-25RB_LOW@Pass



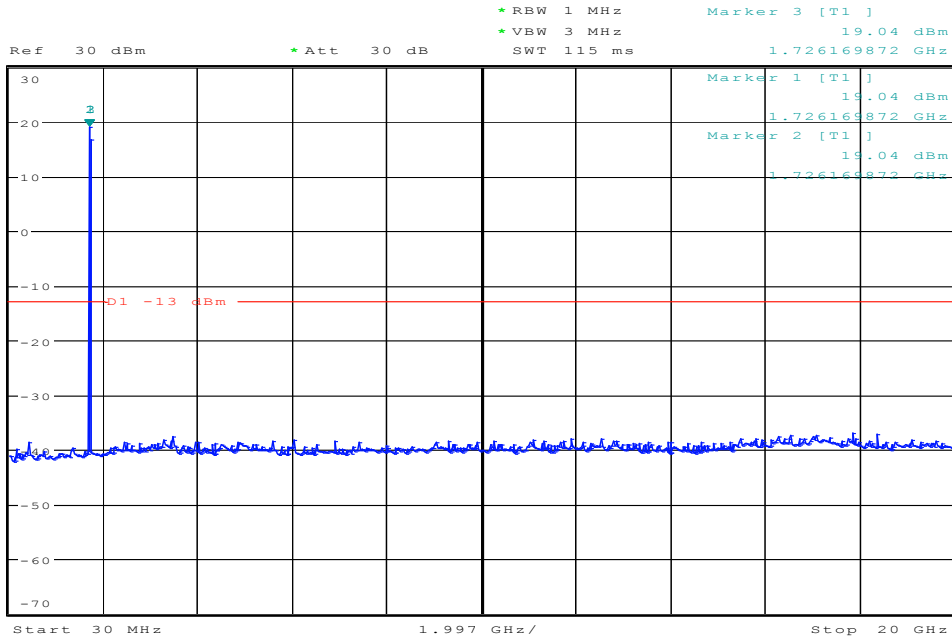
1 PK
MAXH



BW5MHz-1752.5MHz,QPSK-25RB_LOW@Pass



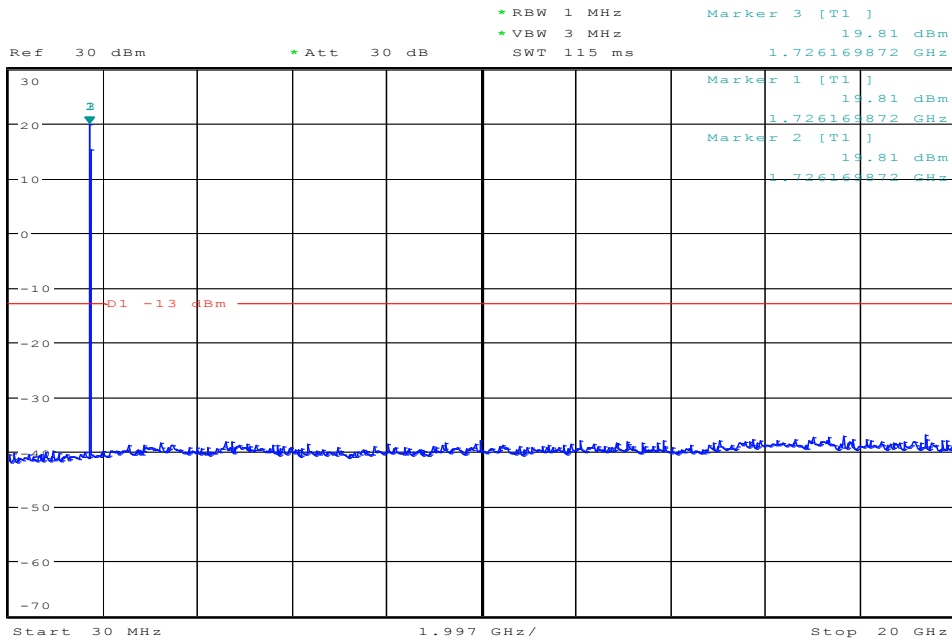
1 PK
MAXH



BW5MHz-1752.5MHz,Q16-25RB_LOW@Pass



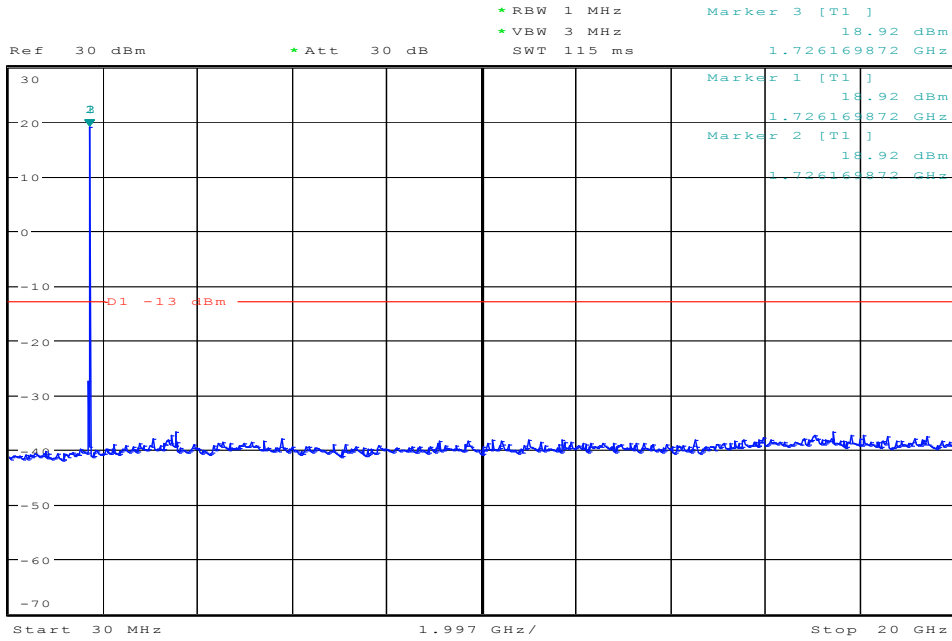
1 PK
MAXH



BW5MHz-1732.5MHz,QPSK-25RB_LOW@Pass



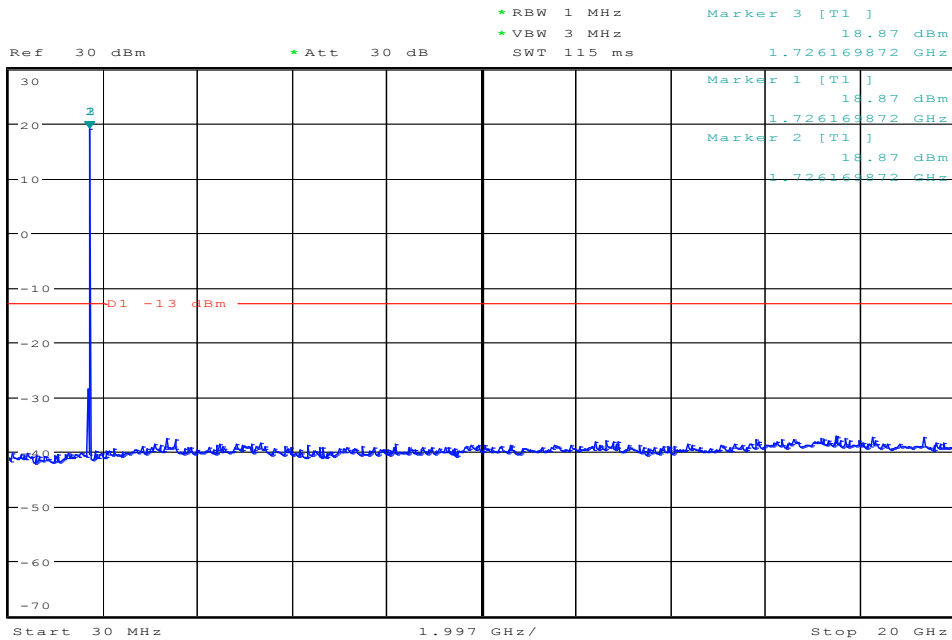
1 PK
MAXH



BW5MHz-1732.5MHz,Q16-25RB_LOW@Pass



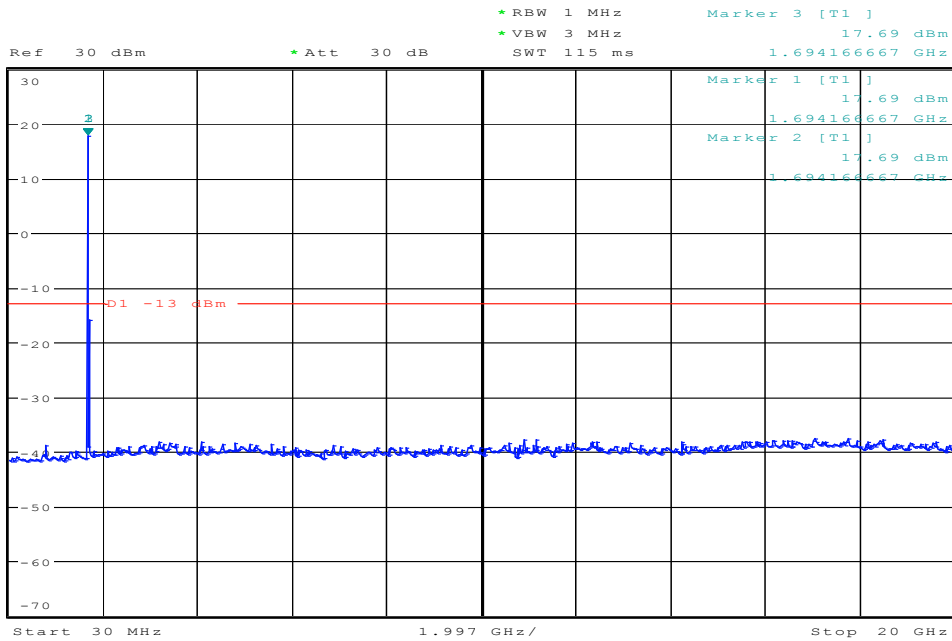
1 PK
MAXH



BW10MHz-1715MHz,QPSK-50RB_LOW@Pass



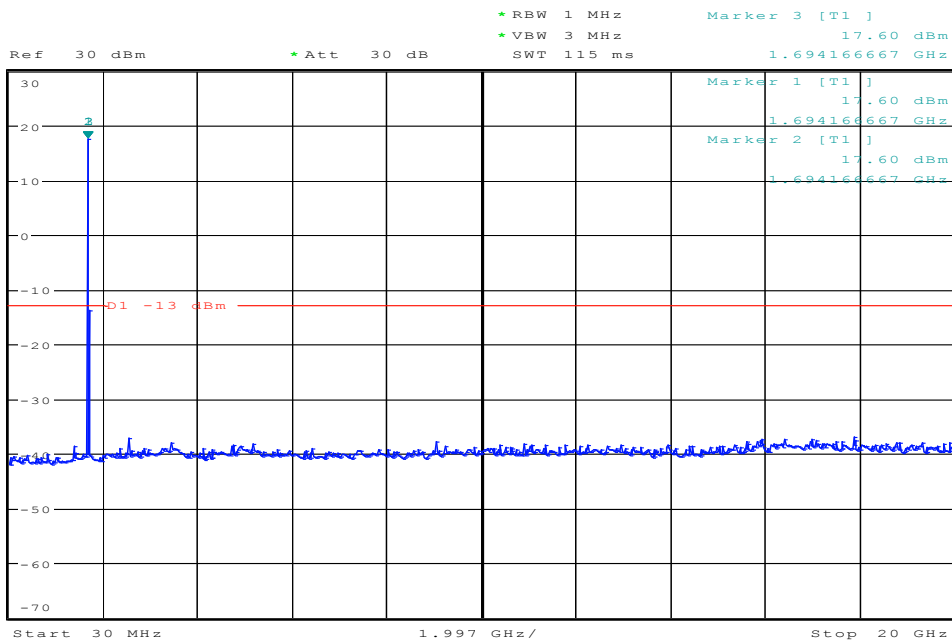
1 PK
MAXH



BW10MHz-1715MHz,Q16-50RB_LOW@Pass



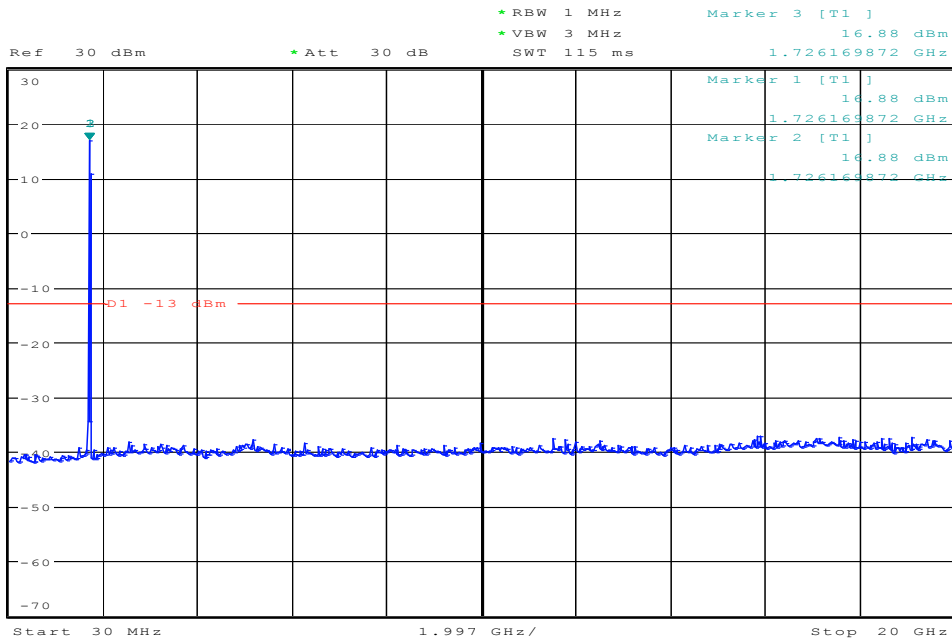
1 PK
MAXH



BW10MHz-1750MHz,QPSK-50RB_LOW@Pass



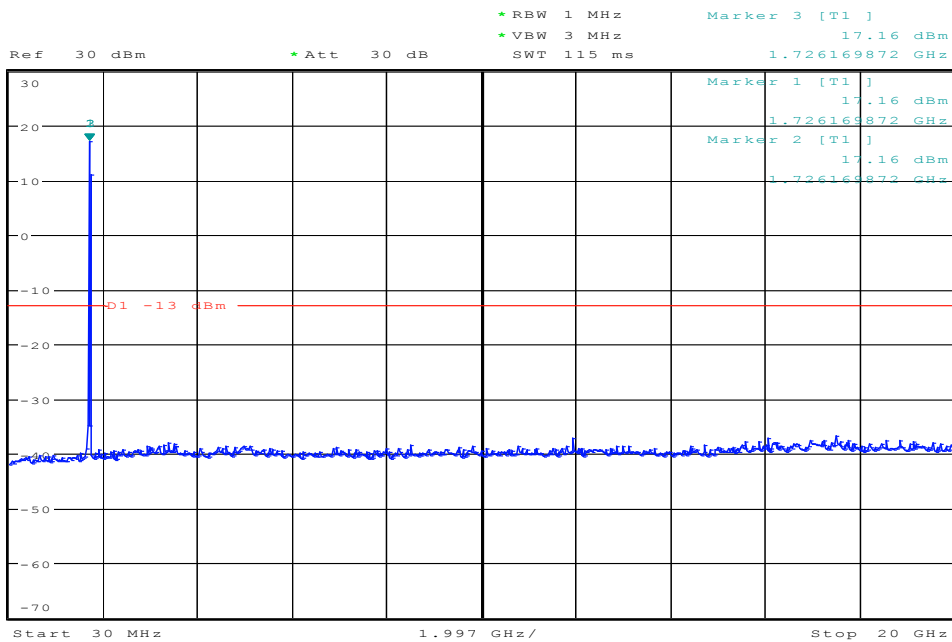
1 PK
MAXH



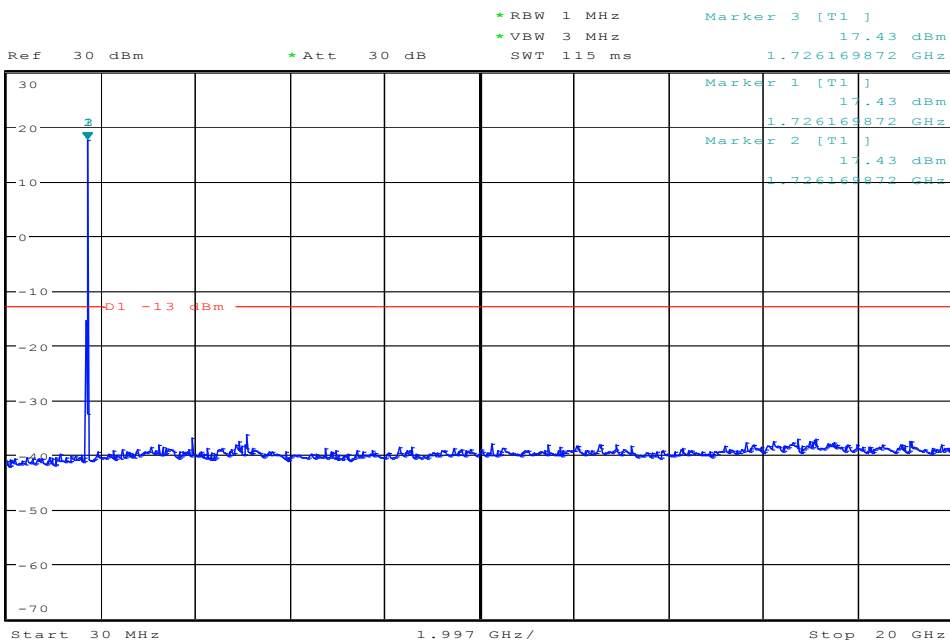
BW10MHz-1750MHz,Q16-50RB_LOW@Pass



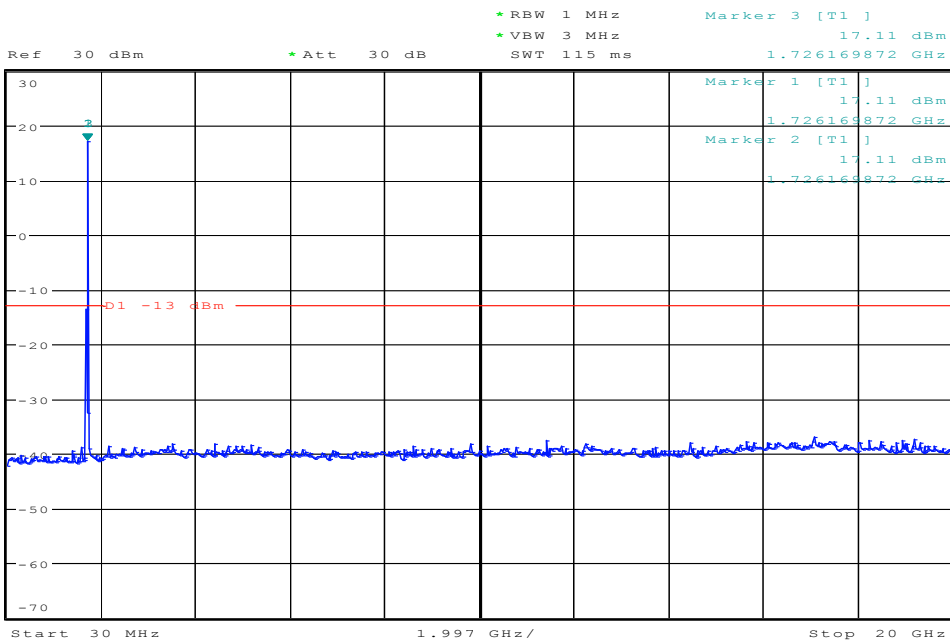
1 PK
MAXH



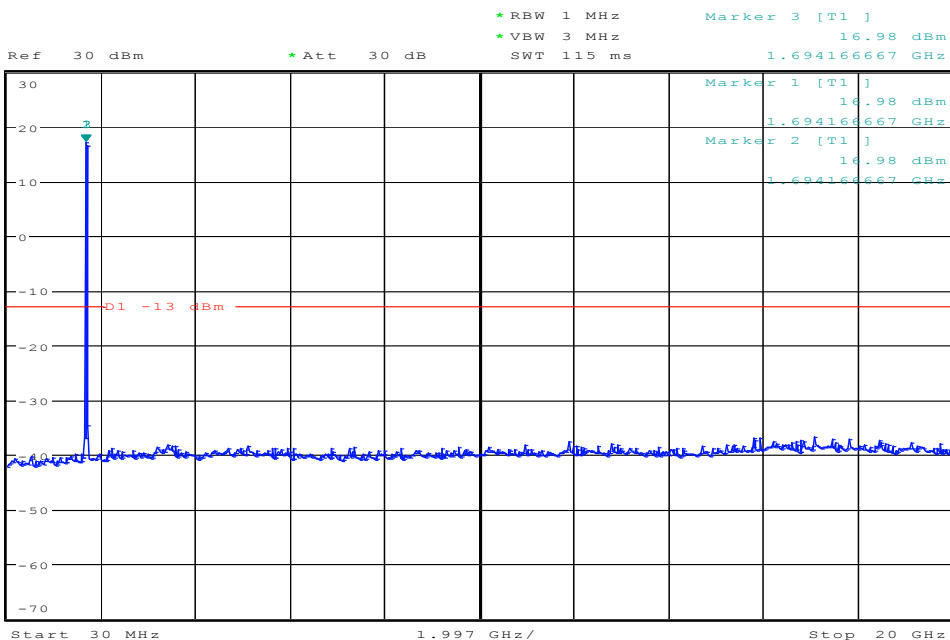
BW10MHz-1732.5MHz,QPSK-50RB_LOW@Pass



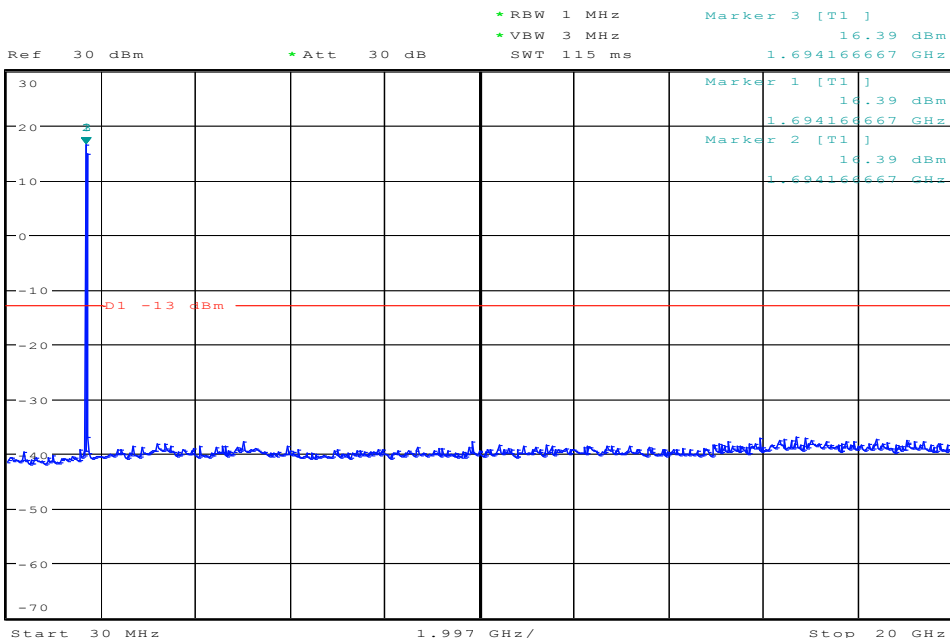
BW10MHz-1732.5MHz,Q16-50RB_LOW@Pass



BW15MHz-1717.5MHz,QPSK-75RB_LOW@Pass



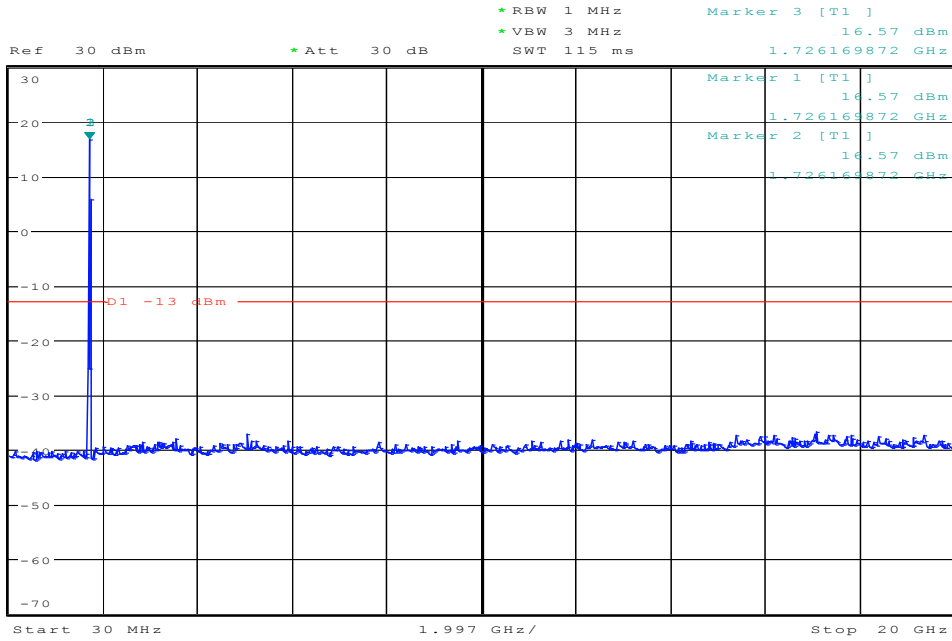
BW15MHz-1717.5MHz,Q16-75RB_LOW@Pass



BW15MHz-1747.5MHz,QPSK-75RB_LOW@Pass



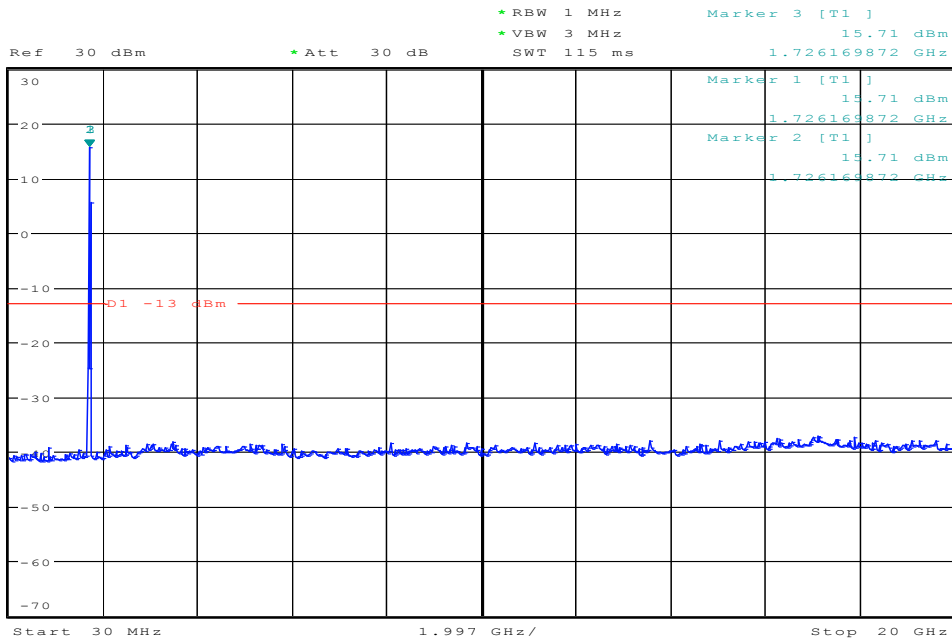
1 PK
MAXH



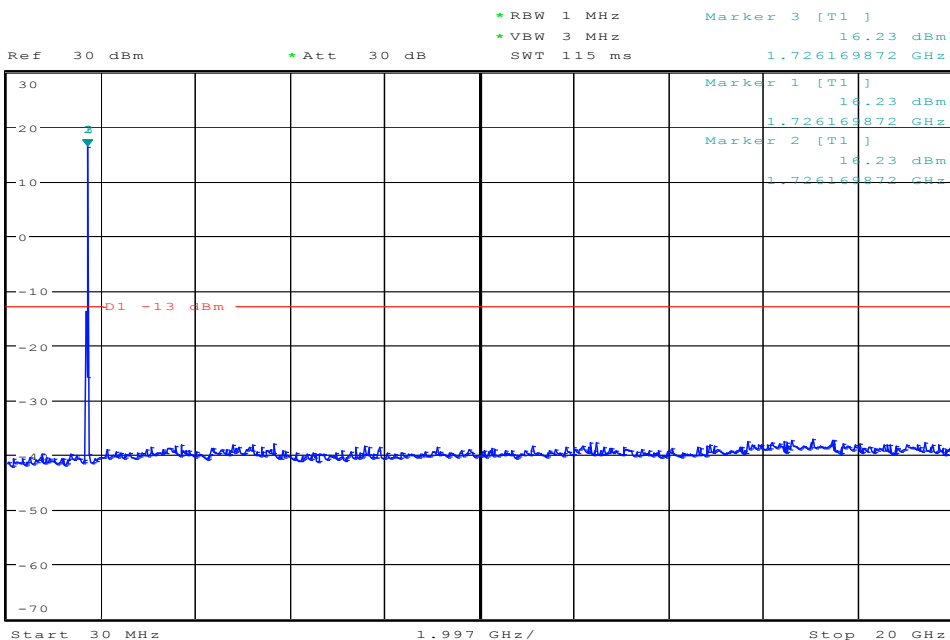
BW15MHz-1747.5MHz,Q16-75RB_LOW@Pass



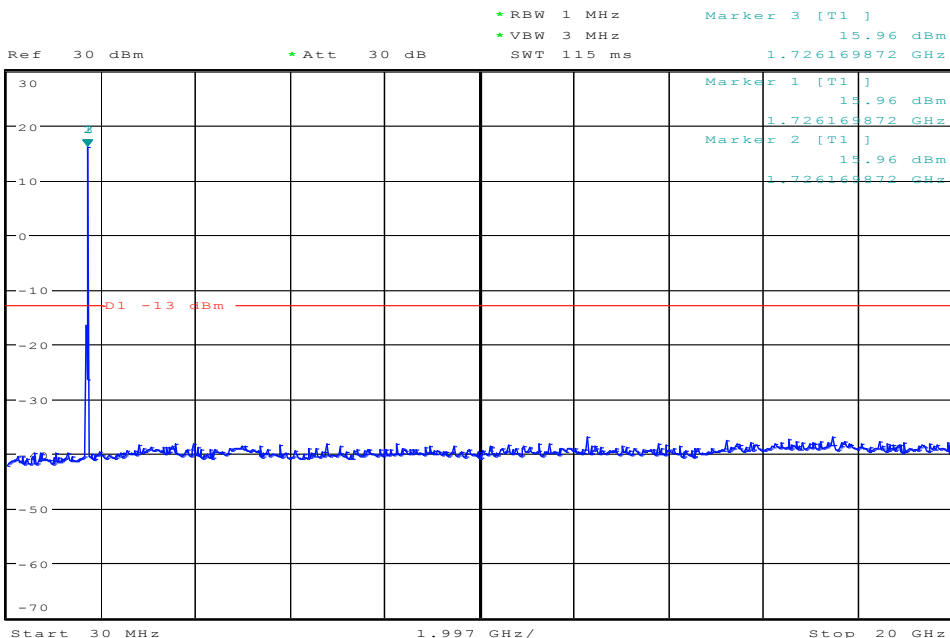
1 PK
MAXH



BW15MHz-1732.5MHz,QPSK-75RB_LOW@Pass



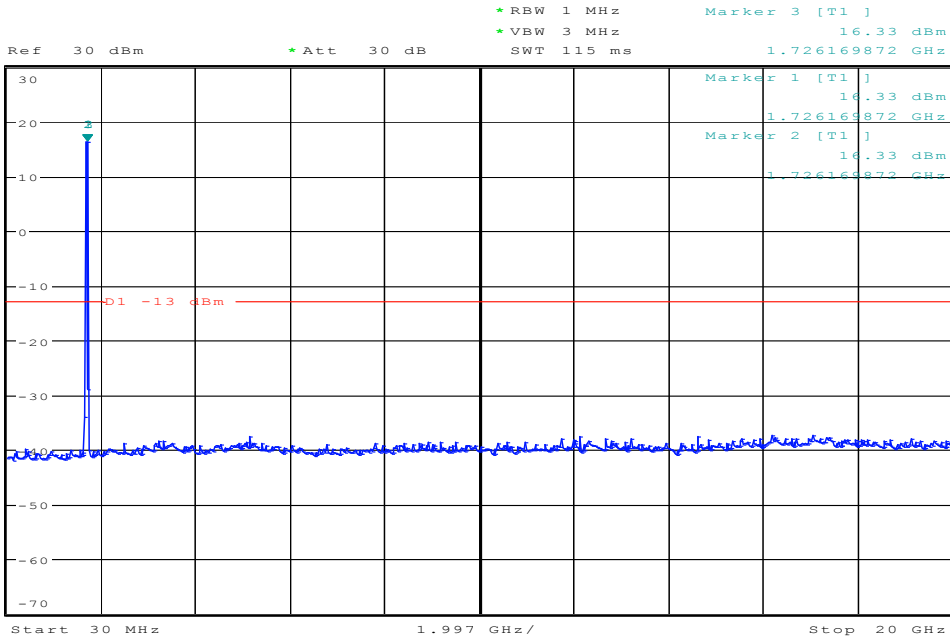
BW15MHz-1732.5MHz,Q16-75RB_LOW@Pass



BW20MHz-1720MHz,QPSK-100RB_LOW@Pass



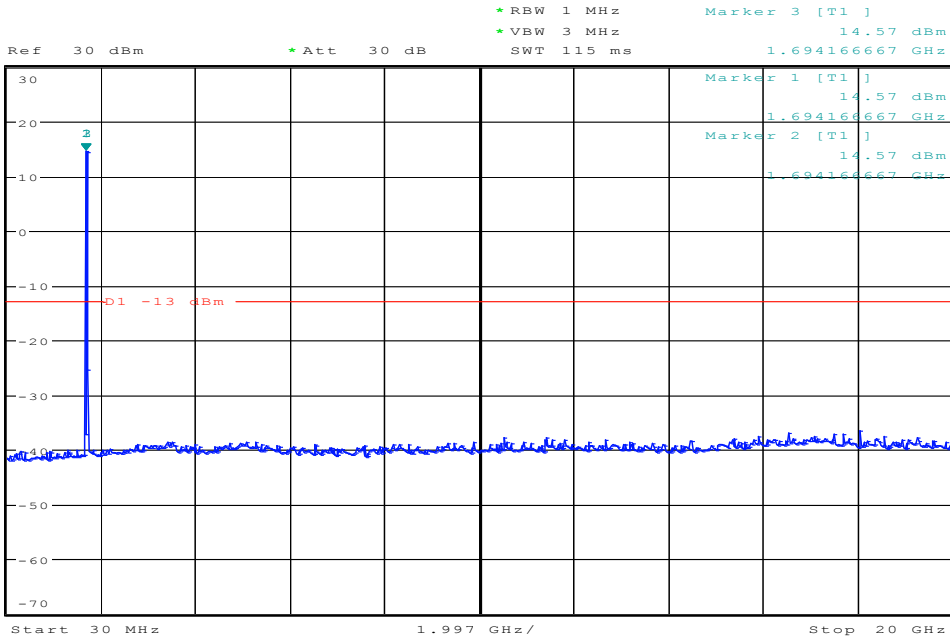
1 PK
MAXH



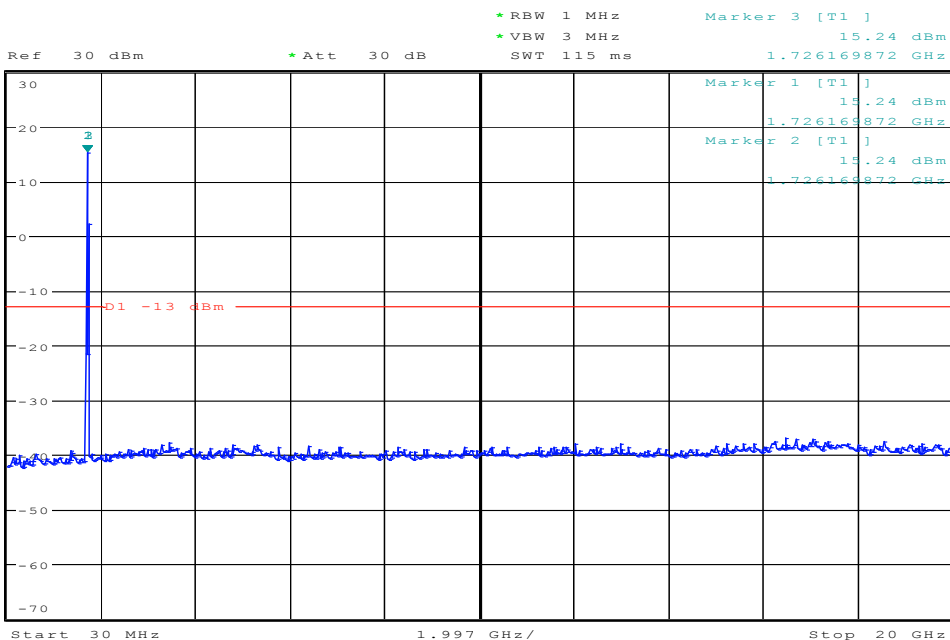
BW20MHz-1720MHz,Q16-100RB_LOW@Pass



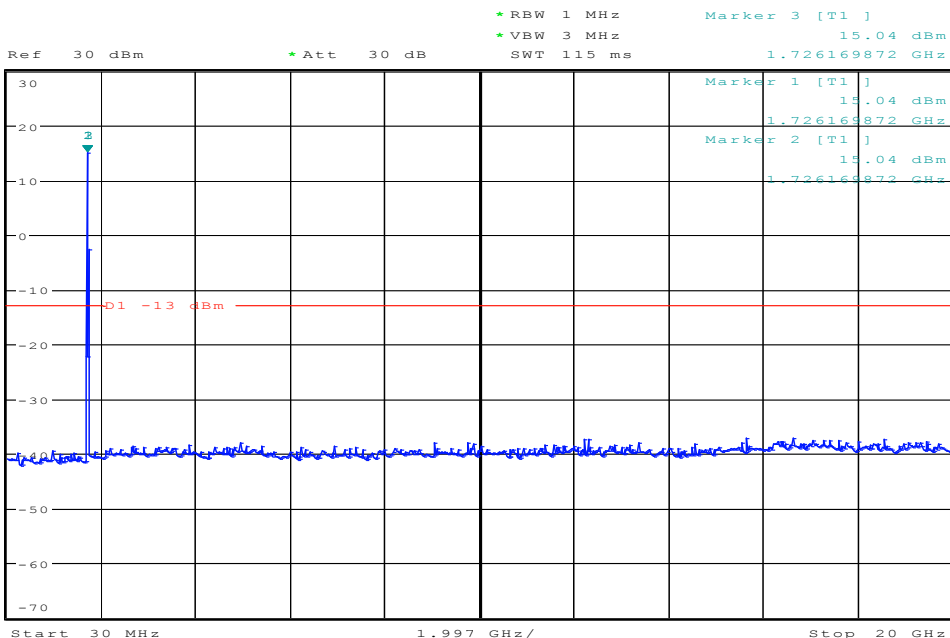
1 PK
MAXH



BW20MHz-1745MHz,QPSK-100RB_LOW@Pass



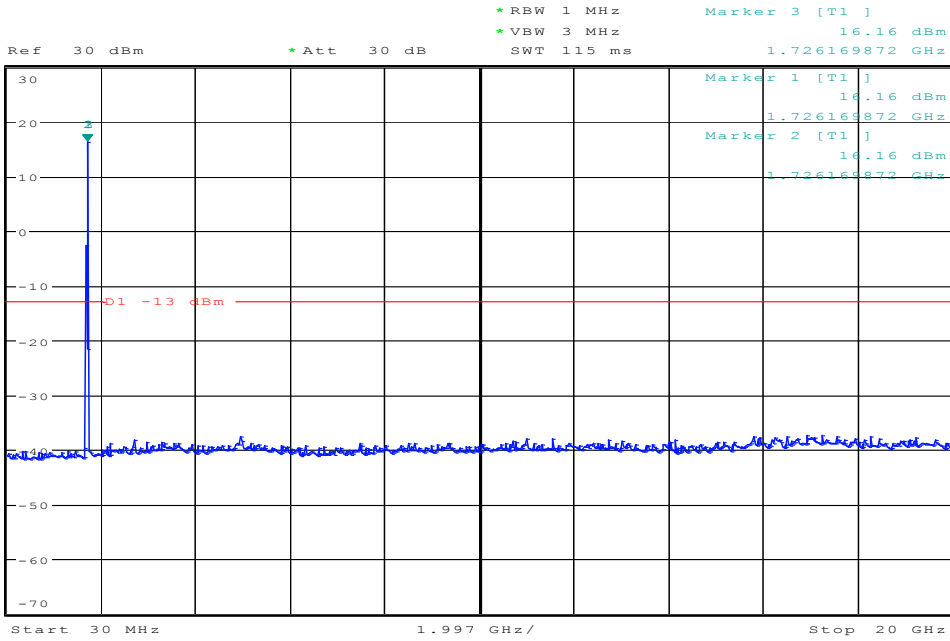
BW20MHz-1745MHz,Q16-100RB_LOW@Pass



BW20MHz-1732.5MHz,QPSK-100RB_LOW@Pass



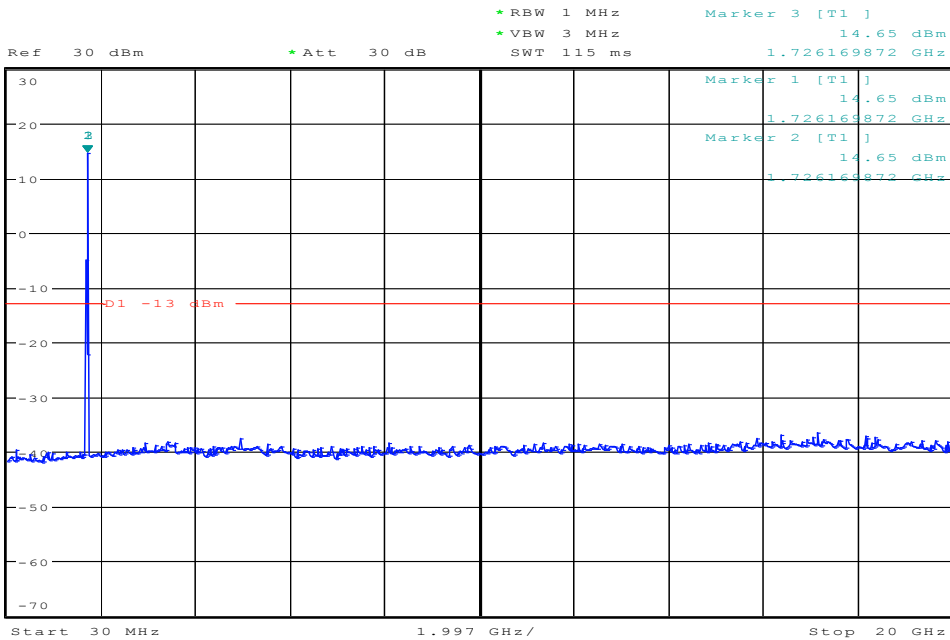
1 PK
MAXH



BW20MHz-1732.5MHz,Q16-100RB_LOW@Pass

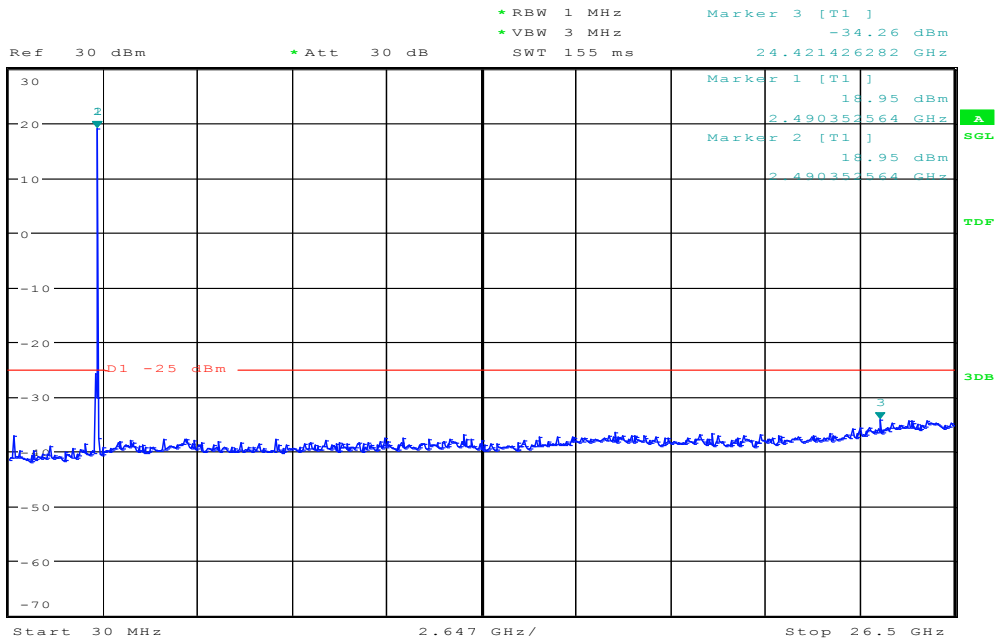


1 PK
MAXH

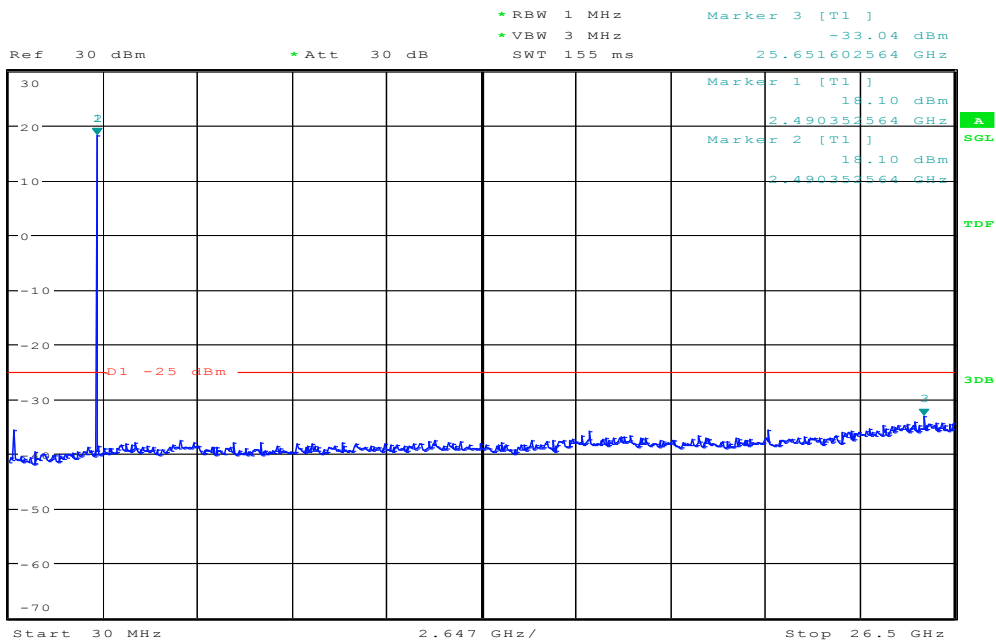


BAND 7@Conducted Spurious Emission

BW5MHz-2502.5MHz,QPSK-25RB_LOW@Pass



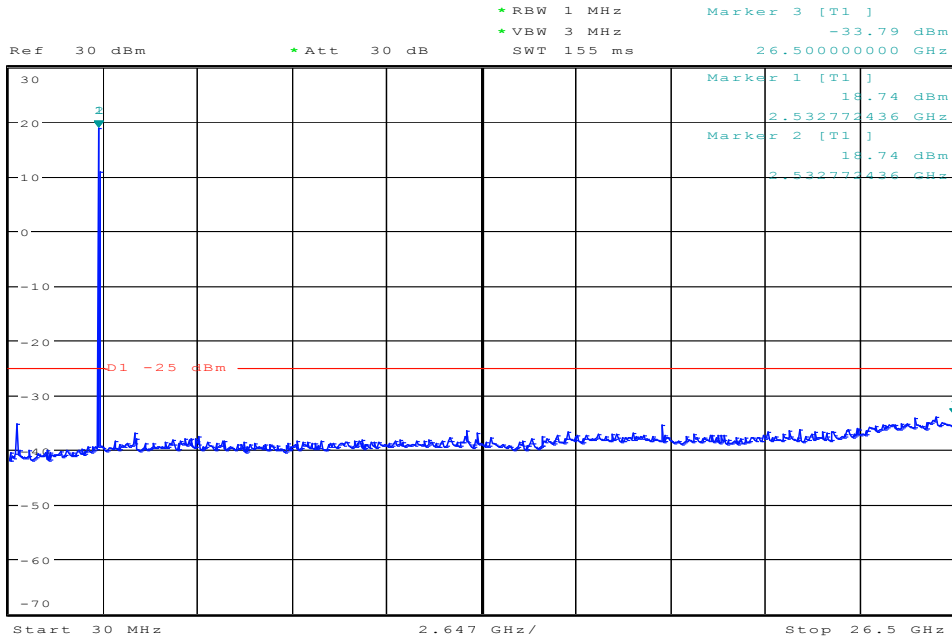
BW5MHz-2502.5MHz,Q16-25RB_LOW@Pass



BW5MHz-2567.5MHz,QPSK-25RB_LOW@Pass



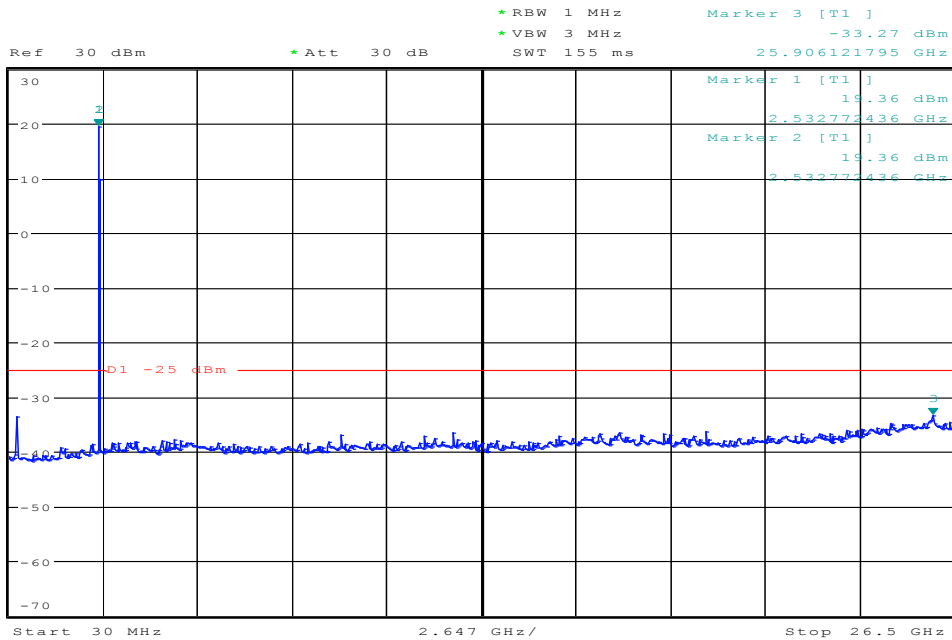
1 PK
MAXH



BW5MHz-2567.5MHz,Q16-25RB_LOW@Pass



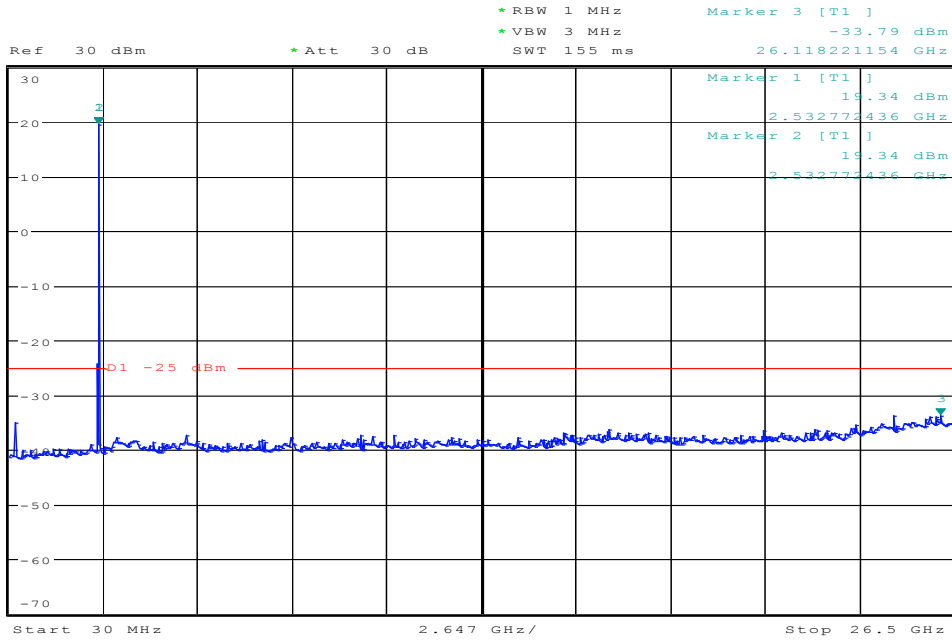
1 PK
MAXH



BW5MHz-2535MHz,QPSK-25RB_LOW@Pass



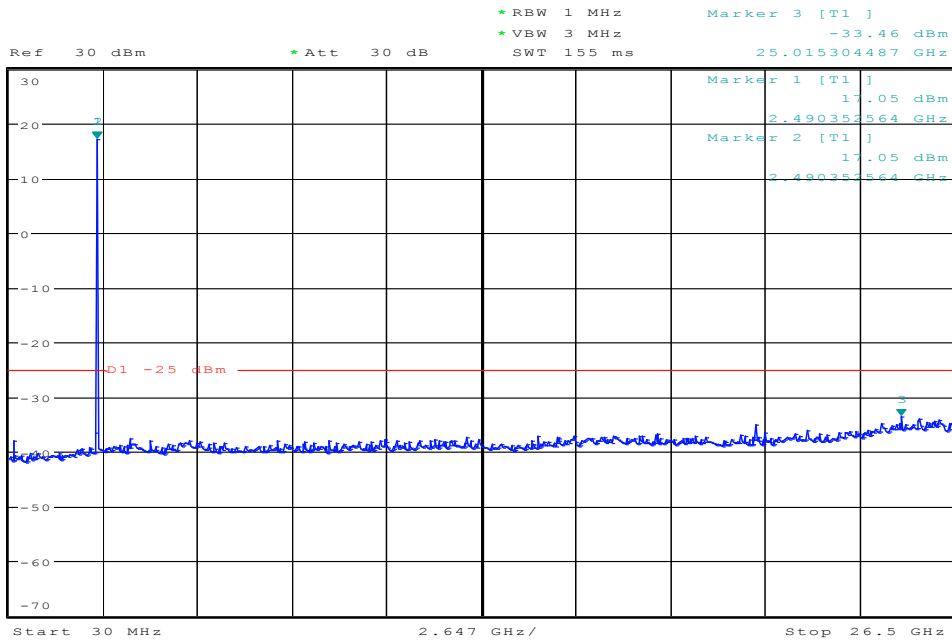
1 PK
MAXH



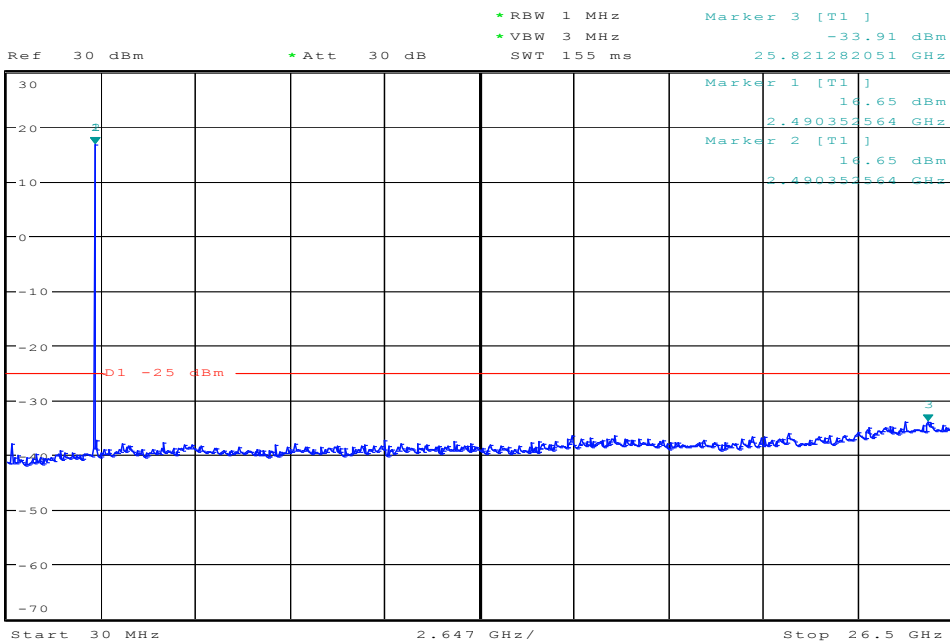
BW10MHz-2505MHz,QPSK-50RB_LOW@Pass



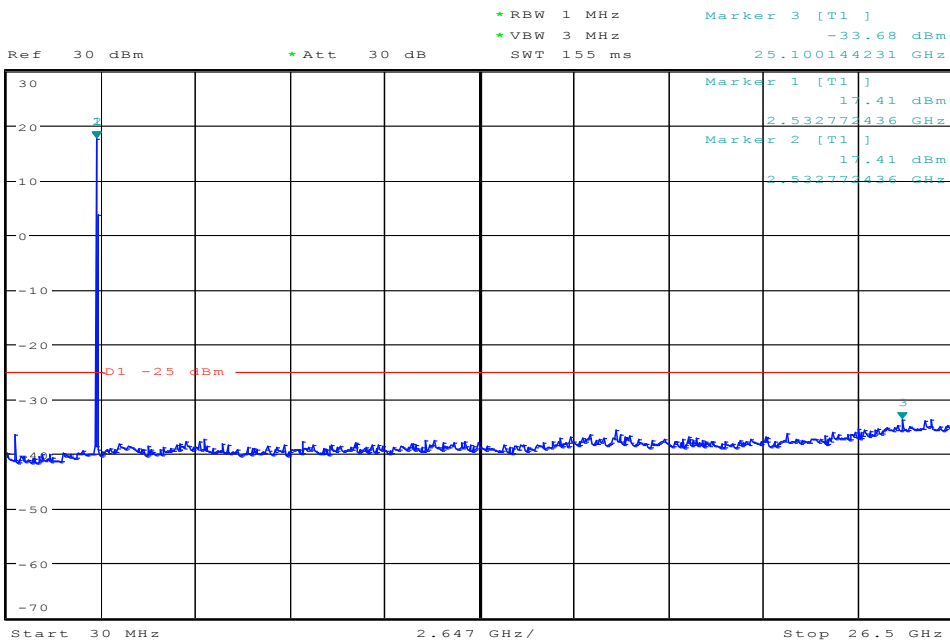
1 PK
MAXH



BW10MHz-2505MHz,Q16-50RB_LOW@Pass



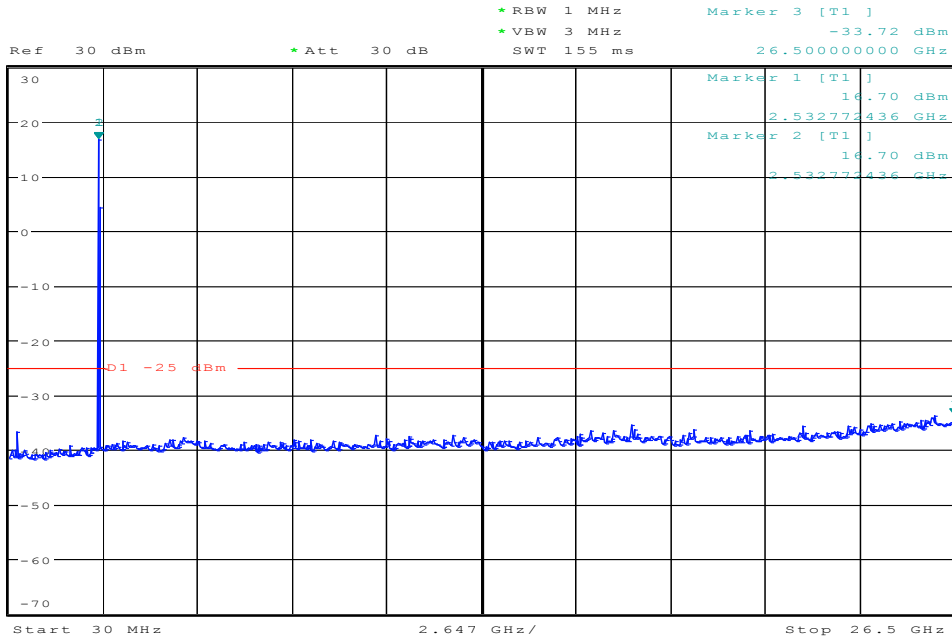
BW10MHz-2565MHz,QPSK-50RB_LOW@Pass



BW10MHz-2565MHz,Q16-50RB_LOW@Pass



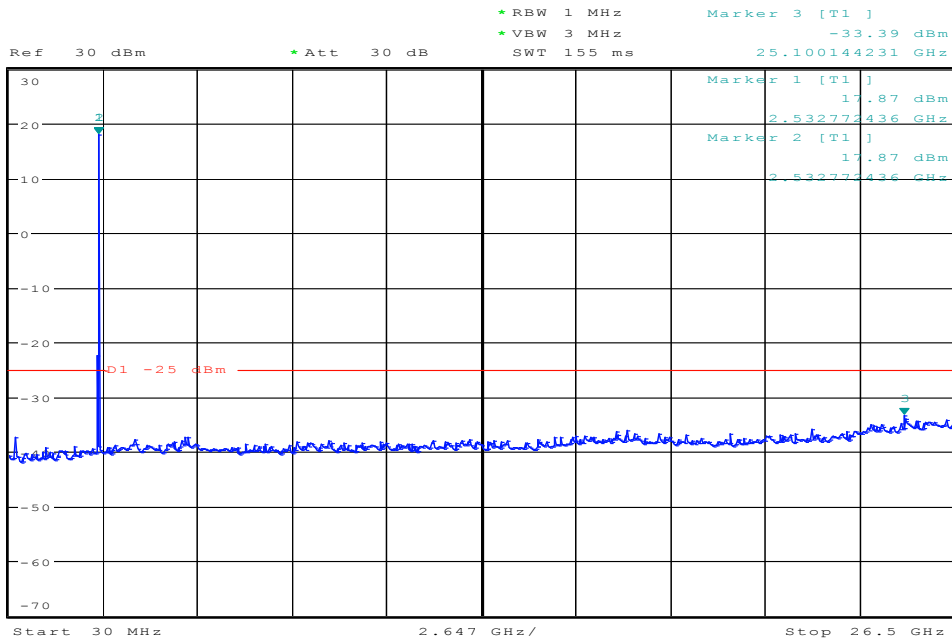
1 PK
MAXH



BW10MHz-2535MHz,QPSK-50RB_LOW@Pass



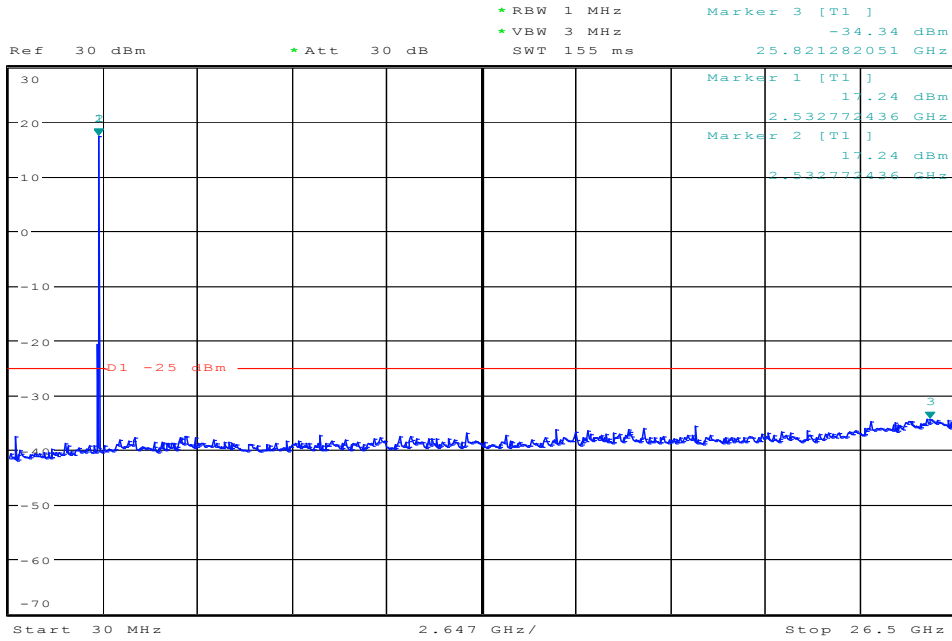
1 PK
MAXH



BW10MHz-2535MHz,Q16-50RB_LOW@Pass



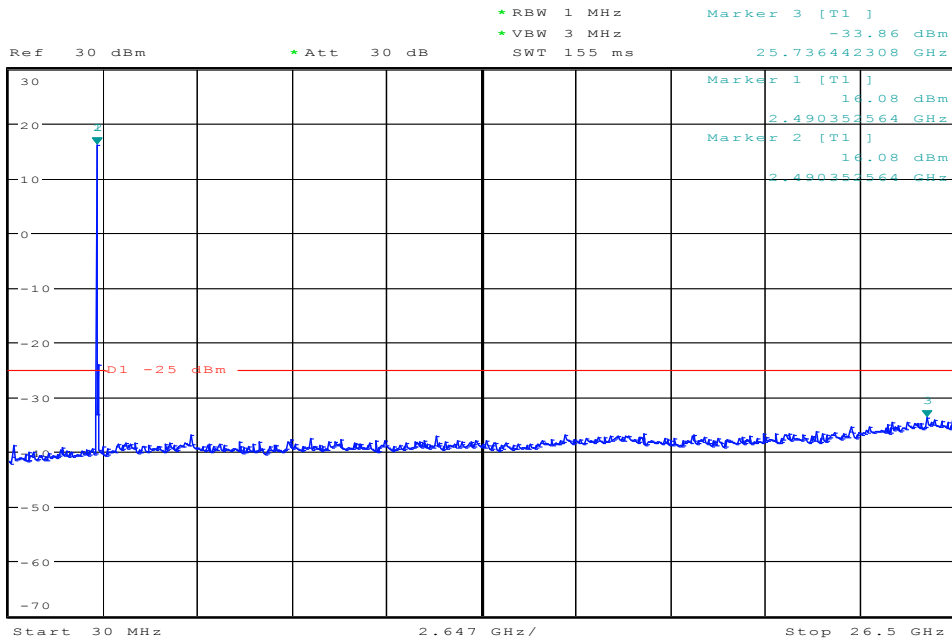
1 PK
MAXH



BW15MHz-2507.5MHz,QPSK-75RB_LOW@Pass



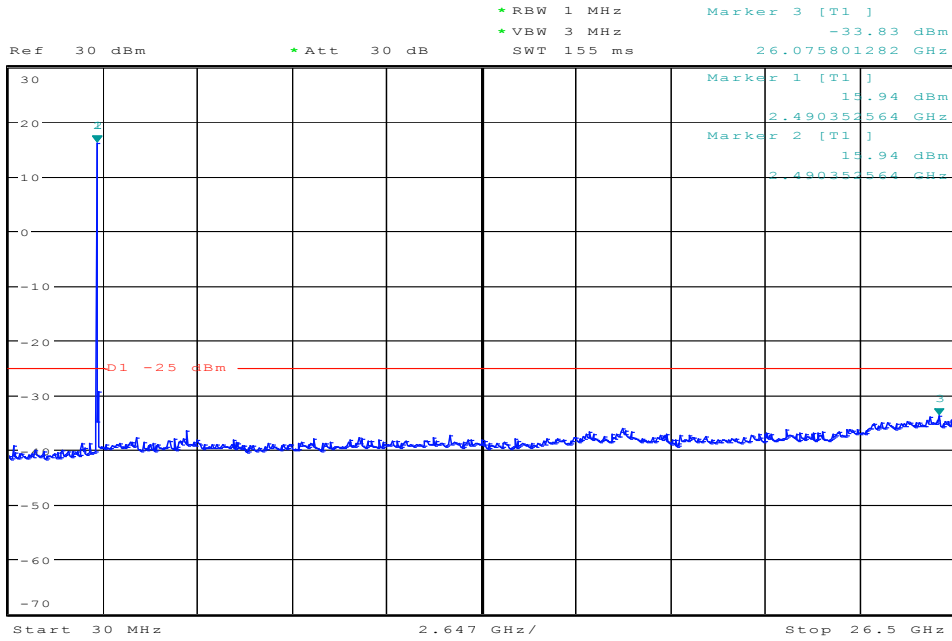
1 PK
MAXH



BW15MHz-2507.5MHz,Q16-75RB_LOW@Pass



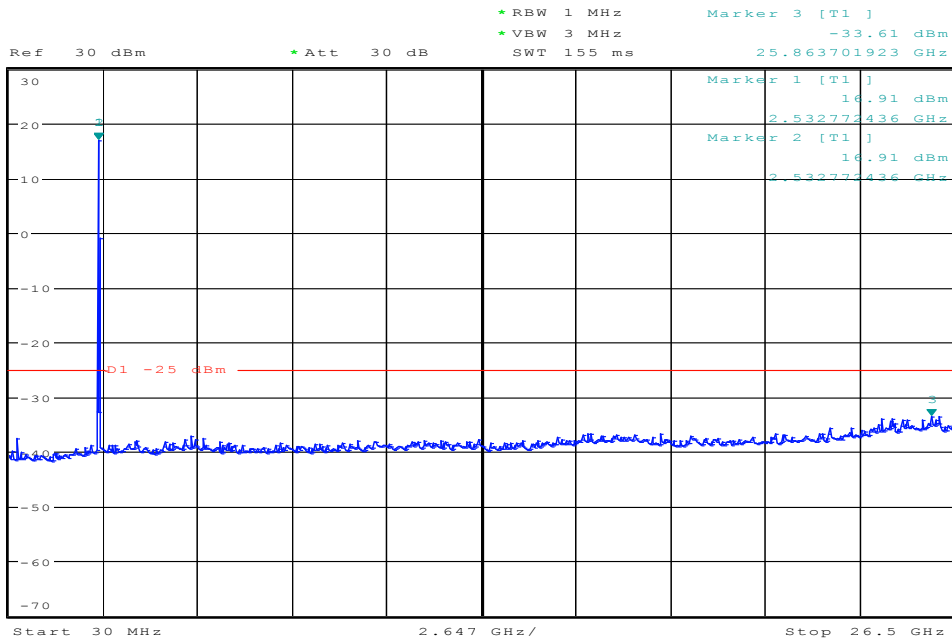
1 PK
MAXH



BW15MHz-2562.5MHz,QPSK-75RB_LOW@Pass



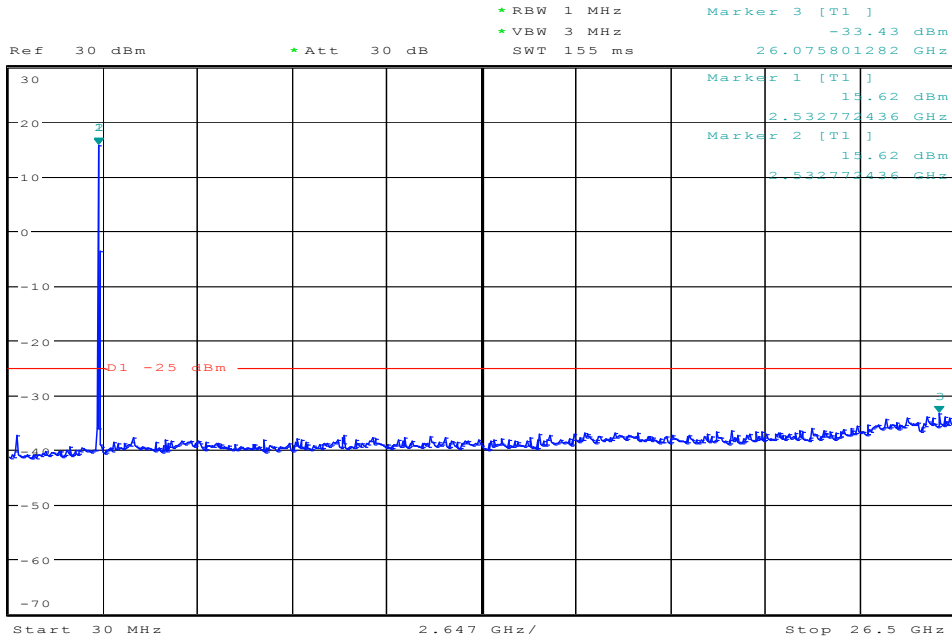
1 PK
MAXH



BW15MHz-2562.5MHz,Q16-75RB_LOW@Pass



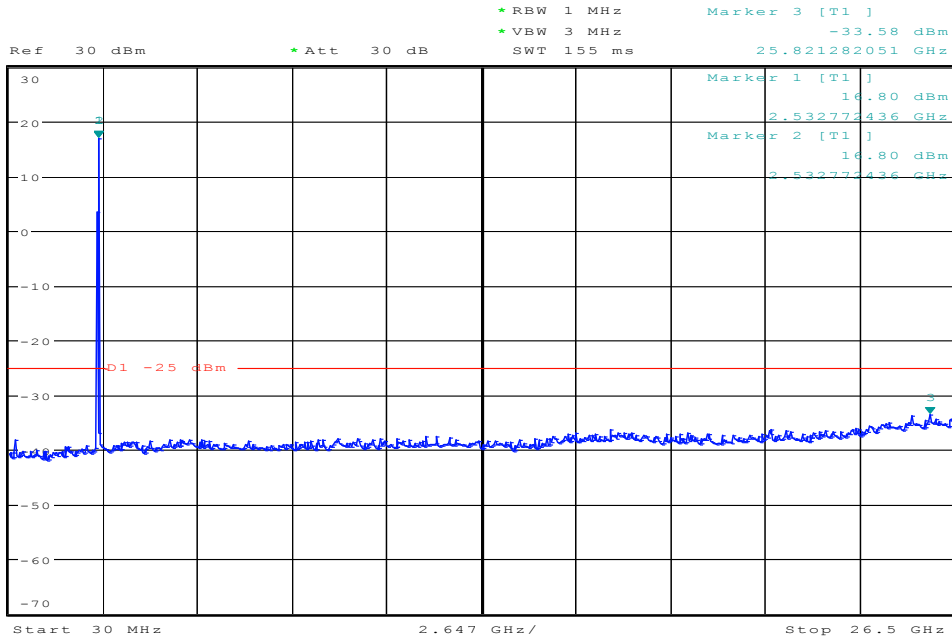
1 PK
MAXH



BW15MHz-2535MHz,QPSK-75RB_LOW@Pass



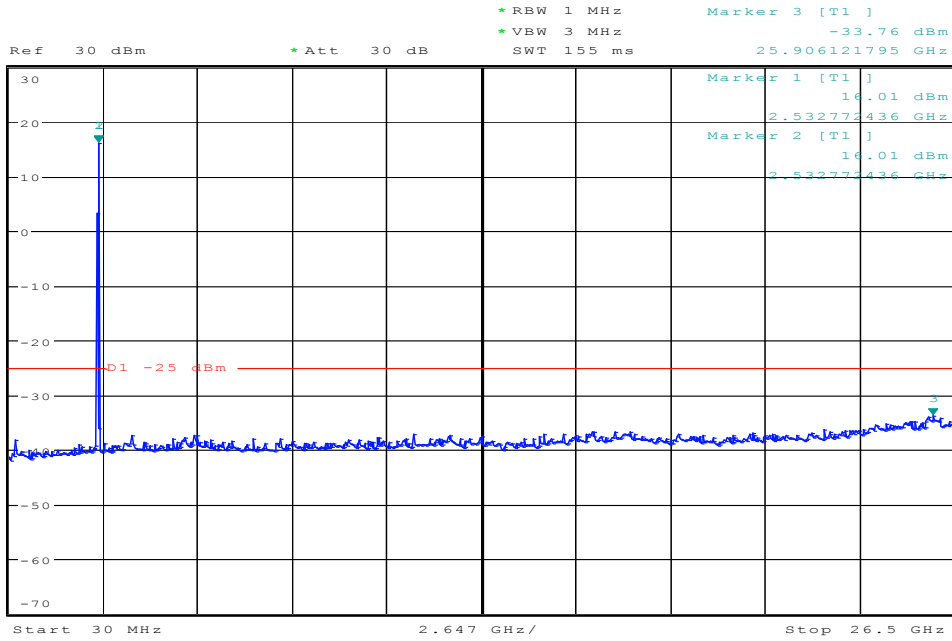
1 PK
MAXH



BW15MHz-2535MHz,Q16-75RB_LOW@Pass



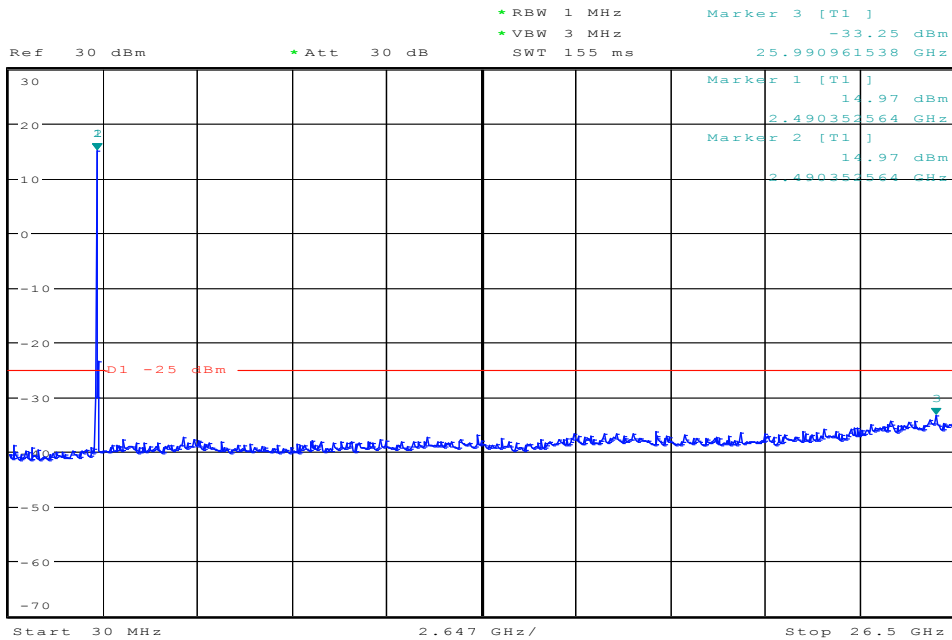
1 PK
MAXH



BW20MHz-2510MHz,QPSK-100RB_LOW@Pass



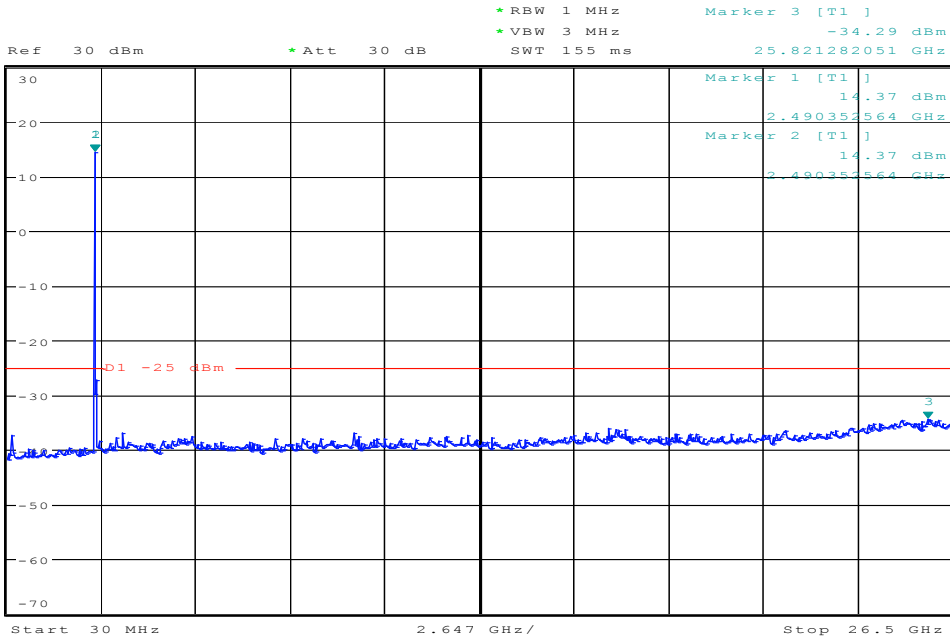
1 PK
MAXH



BW20MHz-2510MHz,Q16-100RB_LOW@Pass



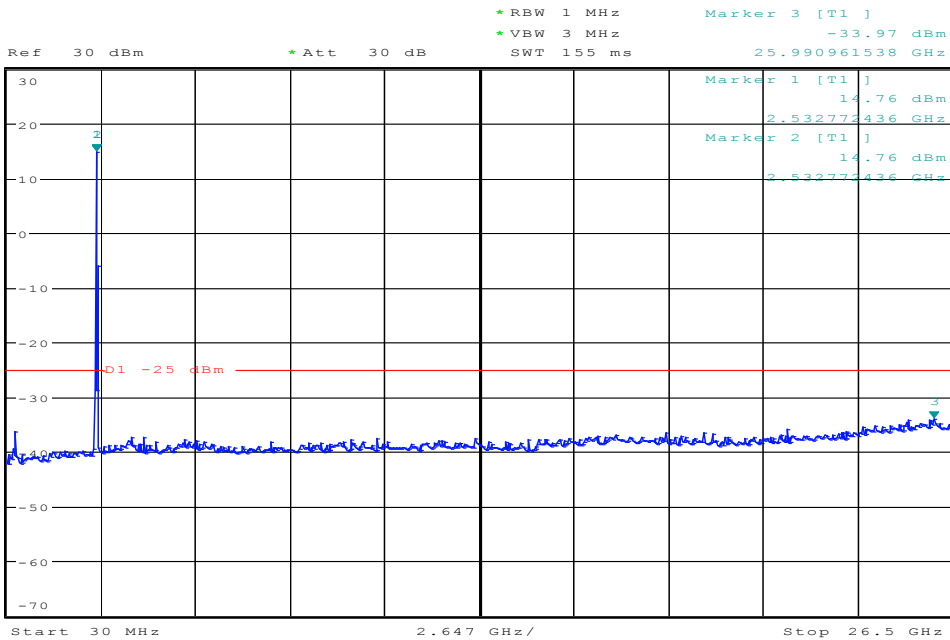
1 PK
MAXH



BW20MHz-2560MHz,QPSK-100RB_LOW@Pass



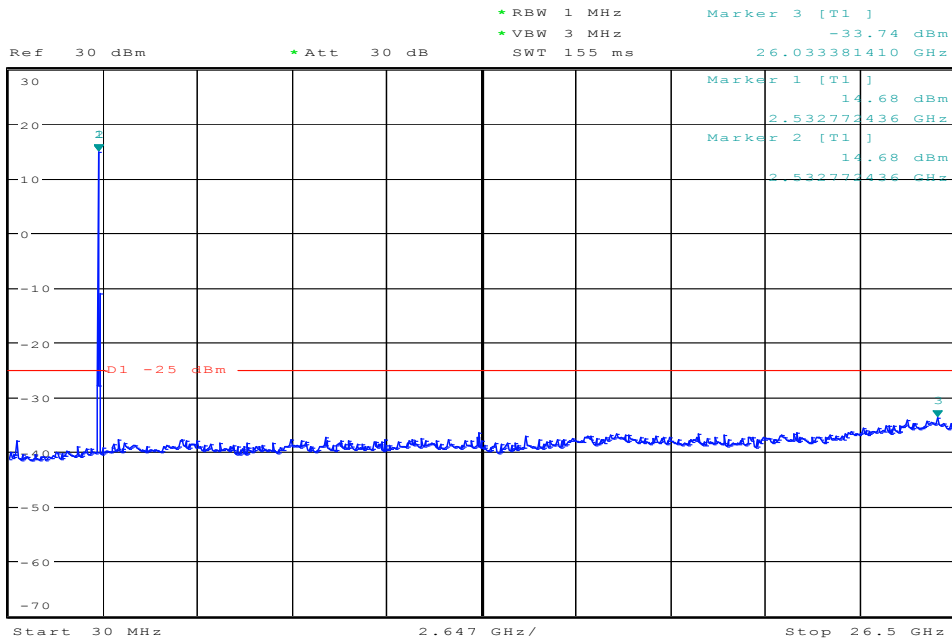
1 PK
MAXH



BW20MHz-2560MHz,Q16-100RB_LOW@Pass



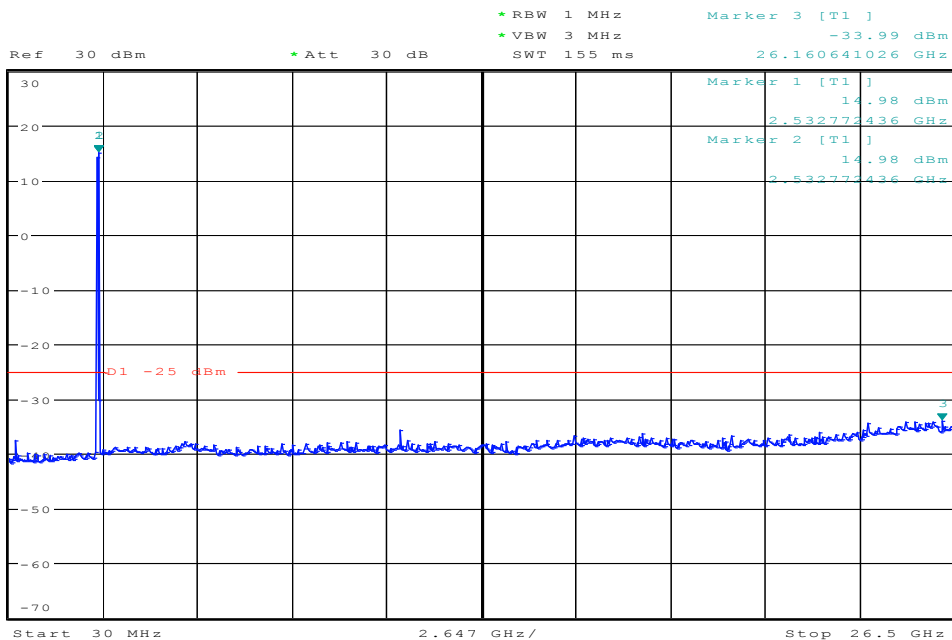
1 PK
MAXH



BW20MHz-2535MHz,QPSK-100RB_LOW@Pass



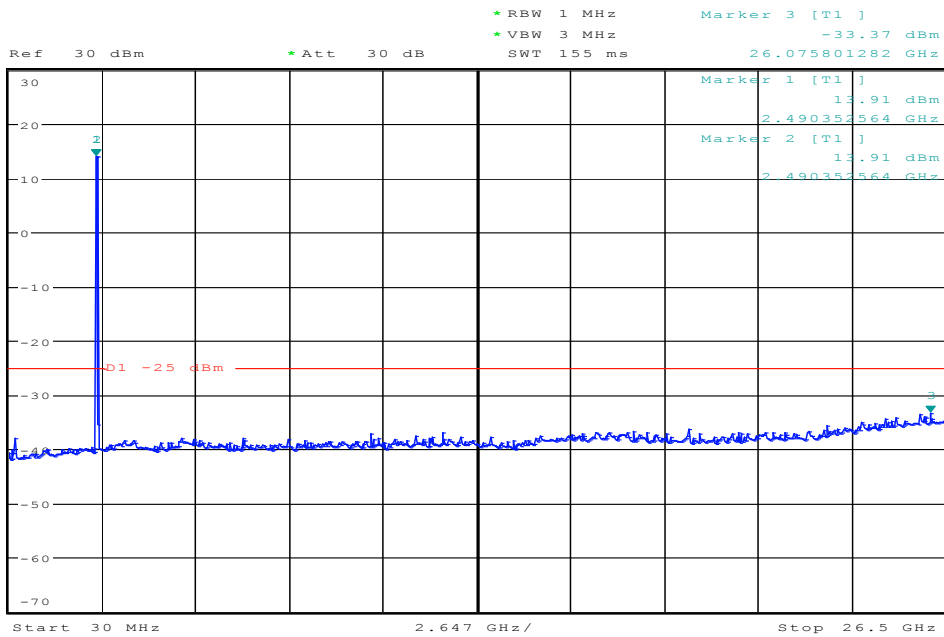
1 PK
MAXH



BW20MHz-2535MHz,Q16-100RB_LOW@Pass



1 PK
MAXH



7.2.2 Radiated method

Note:

1, Below 30MHz no Spurious found.

2, UE is positioned at 3 axis at the pre-scan stage, and only the measurement of the worst case (bandwidth:20MHz /Full RB /QPSK) is reported in this part.

List of final test modes:

GSM850:

Mode	UL Channel	Frequency	Judgement
1	128	824.2	Pass
2	190	836.6	Pass
3	251	848.8	Pass

PCS1900

Mode	UL Channel	Frequency	Judgement
1	512	1850.2	Pass
2	661	1880	Pass
3	810	1909.8	Pass

UTRA BANDS

BAND 2:

Mode	UL Channel	Frequency	Judgement
1	9263	1852.4	Pass
2	9400	1880	Pass
3	9537	1907.6	Pass

BAND 5:

Mode	UL Channel	Frequency	Judgement
1	4133	826.6	Pass
2	4175	835	Pass
3	4232	846.4	Pass

E-UTRA BANDS**BAND 2:**

Mode	Bandwidth	UL Channel	Frequency	Modulation	RB Size	RB Offset	Judgement
1	20	18700	1860	QPSK	100	LOW	Pass
2	20	18900	1880	QPSK	100	LOW	Pass
3	20	19100	1900	QPSK	100	LOW	Pass

BAND 4:

Mode	Bandwidth	UL Channel	Frequency	Modulation	RB Size	RB Offset	Judgement
1	20	20050	1720	QPSK	100	LOW	Pass
2	20	20175	1732.5	QPSK	100	LOW	Pass
3	20	20300	1745	QPSK	100	LOW	Pass

BAND 7:

Mode	Bandwidth	UL Channel	Frequency	Modulation	RB Size	RB Offset	Judgement
1	20	20850	2510	QPSK	100	LOW	Pass
2	20	21110	2535	QPSK	100	LOW	Pass
3	20	21350	2560	QPSK	100	LOW	Pass

Test record:

GSM850:

Mode 1					
Frequency(MHz)	Power(dBm)	A _{Rpl} (dBm)	P _{Mea} (dBm)	Limit (dBm)	Polarity
1648.4	-25.31	-4.99	-20.32	-13	Horizontal
1648.4	-30.26	-2.45	-27.81	-13	Vertical
2472.6	-32.82	3.61	-36.43	-13	Horizontal
2472.6	-31.68	2.82	-34.50	-13	Vertical

Mode 2					
Frequency(MHz)	Power(dBm)	A _{Rpl} (dBm)	P _{Mea} (dBm)	Limit (dBm)	Polarity
1673.2	-27.79	-4.99	-22.80	-13	Horizontal
1673.2	-25.67	-2.45	-23.22	-13	Vertical
2509.8	-29.34	3.61	-32.95	-13	Horizontal
2509.8	-32.40	2.82	-35.22	-13	Vertical

Mode 3					
Frequency(MHz)	Power(dBm)	A _{Rpl} (dBm)	P _{Mea} (dBm)	Limit (dBm)	Polarity
1697.6	-30.18	-4.99	-25.19	-13	Horizontal
1697.6	-31.03	-2.45	-28.58	-13	Vertical
2546.4	-34.37	3.61	-37.98	-13	Horizontal
2546.4	-32.86	2.82	-35.68	-13	Vertical

PCS1900:

Mode 1					
Frequency(MHz)	Power(dBm)	A _{Rpl} (dBm)	P _{Mea} (dBm)	Limit (dBm)	Polarity
3700.4	-50.49	9.28	-41.21	-13	Horizontal
3700.4	-54.60	9.28	-45.32	-13	Vertical
5550.6	-59.35	11.31	-48.03	-13	Horizontal
5550.6	-52.19	11.31	-40.87	-13	Vertical

Mode 2					
Frequency(MHz)	Power(dBm)	A _{Rpl} (dBm)	P _{Mea} (dBm)	Limit (dBm)	Polarity
3760	-33.19	-4.99	-28.20	-13	Horizontal
3760	-29.11	-2.45	-26.66	-13	Vertical
5640	-31.41	3.61	-35.02	-13	Horizontal
5640	-28.95	2.82	-31.77	-13	Vertical

Mode 3					
Frequency(MHz)	Power(dBm)	A _{Rpl} (dBm)	P _{Mea} (dBm)	Limit (dBm)	Polarity
3819.6	-28.83	-4.99	-23.84	-13	Horizontal
3819.6	-28.51	-2.45	-26.06	-13	Vertical
5729.4	-26.01	3.61	-29.62	-13	Horizontal
5729.4	-27.24	2.82	-30.06	-13	Vertical

UTRA BANDS**BAND 2:**

Mode 1					
Frequency(MHz)	Power(dBm)	A _{Rpl} (dBm)	P _{Mea} (dBm)	Limit (dBm)	Polarity
3704.8	-63.34	9.63	-53.71	-13	Horizontal
3704.8	-51.56	9.63	-41.93	-13	Vertical
5557.2	-56.28	12.71	-43.57	-13	Horizontal
5557.2	-63.91	12.71	-51.20	-13	Vertical

Mode 2					
Frequency(MHz)	Power(dBm)	A _{Rpl} (dBm)	P _{Mea} (dBm)	Limit (dBm)	Polarity
3760	-33.04	-3.21	-29.83	-13	Horizontal
3760	-27.72	0.34	-28.06	-13	Vertical
5640	-26.08	3.95	-30.03	-13	Horizontal
5640	-29.71	-2.26	-27.45	-13	Vertical

Mode 3					
Frequency(MHz)	Power(dBm)	A _{Rpl} (dBm)	P _{Mea} (dBm)	Limit (dBm)	Polarity
3815.2	-56.62	9.77	-46.85	-13	Horizontal
3815.2	-60.59	9.90	-50.69	-13	Vertical
5722.8	-65.71	12.84	-52.86	-13	Horizontal
5722.8	-67.34	12.73	-54.61	-13	Vertical

BAND 5:

Mode 1					
Frequency(MHz)	Power(dBm)	A _{Rpl} (dBm)	P _{Mea} (dBm)	Limit (dBm)	Polarity
1652.8	-33.00	-3.21	-29.79	-13	Horizontal
1652.8	-28.07	0.34	-28.41	-13	Vertical
2479.2	-31.63	3.95	-35.58	-13	Horizontal
2479.2	-26.17	-2.26	-23.91	-13	Vertical

Mode 2					
Frequency(MHz)	Power(dBm)	A _{Rpl} (dBm)	P _{Mea} (dBm)	Limit (dBm)	Polarity
1673.2	-65.24	10.99	-54.25	-13	Horizontal
1673.2	-52.63	10.78	-41.85	-13	Vertical
2509.8	-67.80	12.05	-55.74	-13	Horizontal
2509.8	-60.38	12.02	-48.36	-13	Vertical

Mode 3					
Frequency(MHz)	Power(dBm)	A _{Rpl} (dBm)	P _{Mea} (dBm)	Limit (dBm)	Polarity
1693.2	-28.71	-3.21	-25.50	-13	Horizontal
1693.2	-32.94	0.34	-33.28	-13	Vertical
2539.8	-26.31	3.95	-30.26	-13	Horizontal
2539.8	-25.03	-2.26	-22.77	-13	Vertical

E-UTRA BANDS**BAND 2:**

Mode 1					
Frequency(MHz)	Power(dBm)	A _{Rpl} (dBm)	P _{Mea} (dBm)	Limit (dBm)	Polarity
3720	-26.07	-3.21	-22.86	-13	Horizontal
3720	-32.05	0.34	-32.39	-13	Vertical
5580	-26.46	3.95	-30.41	-13	Horizontal
5580	-28.93	-2.26	-26.67	-13	Vertical

Mode 2					
Frequency(MHz)	Power(dBm)	A _{Rpl} (dBm)	P _{Mea} (dBm)	Limit (dBm)	Polarity
3760	-28.39	-3.21	-25.18	-13	Horizontal
3760	-31.51	0.34	-31.85	-13	Vertical
5640	-29.68	3.95	-33.63	-13	Horizontal
5640	-31.57	-2.26	-29.31	-13	Vertical

Mode 3					
Frequency(MHz)	Power(dBm)	A _{Rpl} (dBm)	P _{Mea} (dBm)	Limit (dBm)	Polarity
3800	-26.64	-3.21	-23.43	-13	Horizontal
3800	-29.49	0.34	-29.83	-13	Vertical
5700	-32.64	3.95	-36.59	-13	Horizontal
5700	-29.26	-2.26	-27.00	-13	Vertical

BAND 4:

Mode 1					
Frequency(MHz)	Power(dBm)	A _{Rpl} (dBm)	P _{Mea} (dBm)	Limit (dBm)	Polarity
3440	-28.82	-3.21	-25.61	-13	Horizontal
3440	-31.07	0.34	-31.41	-13	Vertical
5160	-27.81	3.95	-31.76	-13	Horizontal
5160	-27.68	-2.26	-25.42	-13	Vertical

Mode 2					
Frequency(MHz)	Power(dBm)	A _{Rpl} (dBm)	P _{Mea} (dBm)	Limit (dBm)	Polarity
3465	-29.78	-3.21	-26.57	-13	Horizontal
3465	-32.52	0.34	-32.86	-13	Vertical
5197.5	-26.68	3.95	-30.63	-13	Horizontal
5197.5	-31.39	-2.26	-29.13	-13	Vertical

Mode 3					
Frequency(MHz)	Power(dBm)	A _{Rpl} (dBm)	P _{Mea} (dBm)	Limit (dBm)	Polarity
3490	-29.82	-3.21	-26.61	-13	Horizontal
3490	-26.92	0.34	-27.26	-13	Vertical
5235	-27.69	3.95	-31.64	-13	Horizontal
5235	-34.45	-2.26	-32.19	-13	Vertical

BAND 7:

Mode 1					
Frequency(MHz)	Power(dBm)	A _{Rpl} (dBm)	P _{Mea} (dBm)	Limit (dBm)	Polarity
5020	-31.11	-3.21	-27.90	-25	Horizontal
5020	-30.52	0.34	-30.86	-25	Vertical
7530	-32.14	3.95	-36.09	-25	Horizontal
7530	-33.66	-2.26	-31.40	-25	Vertical

Mode 2					
Frequency(MHz)	Power(dBm)	A _{Rpl} (dBm)	P _{Mea} (dBm)	Limit (dBm)	Polarity
5070	-32.15	-3.21	-28.94	-25	Horizontal
5070	-33.24	0.34	-33.58	-25	Vertical
7605	-33.54	3.95	-37.49	-25	Horizontal
7605	-32.98	-2.26	-30.72	-25	Vertical

Mode 3					
Frequency(MHz)	Power(dBm)	A _{Rpl} (dBm)	P _{Mea} (dBm)	Limit (dBm)	Polarity
5120	-32.47	-3.21	-29.26	-25	Horizontal
5120	-32.63	0.34	-32.97	-25	Vertical
7680	-33.87	3.95	-37.82	-25	Horizontal
7680	-32.45	-2.26	-30.19	-25	Vertical

8 OCCUPIED BANDWIDTH& Emission Bandwidth

8.1 Measurement Result

GSM850:

Frequency	OBW(99%)	26dB BW
848.8	251.60 KHz	335.53KHz
824.2	253.20KHz	338.14KHz
836.6	250.00KHz	352.56 KHz

PCS1900:

Frequency	OBW(99%)	26dB BW
1909.8	250.00KHz	334.93KHz
1850.2	253.20KHz	336.53KHz
1880	250.00KHz	338.14KHz

GPRS850:

Frequency	OBW(99%)	26dB BW
848.8	250.00KHz	334.93KHz
824.2	250.00KHz	334.93KHz
836.6	248.39KHz	333.33KHz

GPRS1900:

Frequency	OBW(99%)	26dB BW
1909.8	250.00KHz	333.33KHz
1850.2	250.00KHz	336.53KHz
1880	250.00KHz	336.53KHz

EGPRS850:

Frequency	OBW(99%)	26dB BW
848.8	254.80 KHz	317.30KHz
824.2	253.20KHz	309.29KHz
836.6	254.80KHz	309.29 KHz

EGPRS1900:

Frequency	OBW(99%)	26dB BW
1909.8	269.23KHz	389.42KHz
1850.2	249.39KHz	325.32KHz
1880	258.01KHz	325.32KHz

UTRA BANDS**BAND 2:**

Frequency	OBW(99%)	26dB BW
1907.6	4.166MHz	4.6474MHz
1852.4	4.166MHz	4.6314MHz
1880	4.150MHz	4.6794MHz

BAND 5:

Frequency	OBW(99%)	26dB BW
1712.4	4.166MHz	4.6634MHz
1732.6	4.150MHz	4.6474MHz
1752.6	4.150MHz	4.6634MHz

E-UTRA BANDS:**BAND 2:**

Bandwidth	Modulation	#RB	start RB	Frequency	OBW(99%)	26dB BW
B014	QPSK	6	LOW	1850.7	1.100 MHz	1.274MHz
B014	Q16	6	LOW	1850.7	1.105 MHz	1.278MHz
B014	QPSK	6	LOW	1880	1.100 MHz	1.298MHz
B014	Q16	6	LOW	1880	1.100 MHz	1.278MHz
B014	QPSK	6	LOW	1909.3	1.100 MHz	1.283MHz
B014	Q16	6	LOW	1909.3	1.100MHz	1.278MHz
B030	QPSK	15	LOW	1851.5	2.7MHz	2.976MHz
B030	Q16	15	LOW	1851.5	2.7MHz	2.976MHz
B030	QPSK	15	LOW	1880	2.7MHz	2.976MHz
B030	Q16	15	LOW	1880	2.7MHz	3.MHz
B030	QPSK	15	LOW	1908.5	2.712MHz	2.964MHz
B030	Q16	15	LOW	1908.5	2.7MHz	3.012MHz
B050	QPSK	25	LOW	1852.5	4.56MHz	5.08MHz
B050	Q16	25	LOW	1852.5	4.52MHz	5.1MHz
B050	QPSK	25	LOW	1880	4.54MHz	5.12MHz
B050	Q16	25	LOW	1880	4.52MHz	5.08MHz
B050	QPSK	25	LOW	1907.5	4.54MHz	5.06MHz
B050	Q16	25	LOW	1907.5	4.56MHz	5.14MHz
B100	QPSK	50	LOW	1855	9.08MHz	10.04MHz
B100	Q16	50	LOW	1855	9.04MHz	10.MHz
B100	QPSK	50	LOW	1880	9.MHz	10.04MHz
B100	Q16	50	LOW	1880	9.MHz	10.MHz
B100	QPSK	50	LOW	1905	9.04MHz	10.12MHz
B100	Q16	50	LOW	1905	9.04MHz	10.04MHz
B150	QPSK	75	LOW	1857.5	13.62MHz	15.12MHz
B150	Q16	75	LOW	1857.5	13.62MHz	15.MHz
B150	QPSK	75	LOW	1880	13.56MHz	15.12MHz
B150	Q16	75	LOW	1880	13.56MHz	14.94MHz

Bandwidth	Modulation	#RB	start RB	Frequency	OBW(99%)	26dB BW
B150	QPSK	75	LOW	1902.5	13.56MHz	15.MHz
B150	Q16	75	LOW	1902.5	13.5MHz	14.94MHz
B200	QPSK	100	LOW	1860	18.16MHz	20.08MHz
B200	Q16	100	LOW	1860	18.16MHz	20.24MHz
B200	QPSK	100	LOW	1880	18.08MHz	20.24MHz
B200	Q16	100	LOW	1880	18.08MHz	20.08MHz
B200	QPSK	100	LOW	1900	18.08MHz	20.08MHz
B200	Q16	100	LOW	1900	18.08MHz	20.16MHz

BAND 4:

Bandwidth	Modulation	#RB	start RB	Frequency	OBW(99%)	26dB BW
B014	QPSK	6	LOW	1710.7	1.11MHz	1.302MHz
B014	Q16	6	LOW	1710.7	1.104MHz	1.284MHz
B014	QPSK	6	LOW	1754.3	1.11MHz	1.284MHz
B014	Q16	6	LOW	1754.3	1.104MHz	1.284MHz
B014	QPSK	6	LOW	1732.5	1.104MHz	1.284MHz
B014	Q16	6	LOW	1732.5	1.11MHz	1.296MHz
B030	QPSK	15	LOW	1711.5	2.7MHz	2.952MHz
B030	Q16	15	LOW	1711.5	2.7MHz	2.976MHz
B030	QPSK	15	LOW	1753.5	2.7MHz	2.976MHz
B030	Q16	15	LOW	1753.5	2.7MHz	2.964MHz
B030	QPSK	15	LOW	1732.5	2.7MHz	2.964MHz
B030	Q16	15	LOW	1732.5	2.7MHz	2.964MHz
B050	QPSK	25	LOW	1712.5	4.54MHz	5.14MHz
B050	Q16	25	LOW	1712.5	4.54MHz	5.12MHz
B050	QPSK	25	LOW	1752.5	4.54MHz	5.06MHz
B050	Q16	25	LOW	1752.5	4.54MHz	5.14MHz
B050	QPSK	25	LOW	1732.5	4.54MHz	5.1MHz
B050	Q16	25	LOW	1732.5	4.54MHz	5.14MHz

Bandwidth	Modulation	#RB	start RB	Frequency	OBW(99%)	26dB BW
B100	QPSK	50	LOW	1715	9.MHz	10.MHz
B100	Q16	50	LOW	1715	9.04MHz	10.04MHz
B100	QPSK	50	LOW	1750	9.04MHz	10.04MHz
B100	Q16	50	LOW	1750	9.04MHz	10.12MHz
B100	QPSK	50	LOW	1732.5	9.04MHz	10.12MHz
B100	Q16	50	LOW	1732.5	9.MHz	10.04MHz
B150	QPSK	75	LOW	1717.5	13.5MHz	15.06MHz
B150	Q16	75	LOW	1717.5	13.62MHz	15.12MHz
B150	QPSK	75	LOW	1747.5	13.5MHz	15.18MHz
B150	Q16	75	LOW	1747.5	13.56MHz	15.06MHz
B150	QPSK	75	LOW	1732.5	13.62MHz	15.12MHz
B150	Q16	75	LOW	1732.5	13.56MHz	15.12MHz
B200	QPSK	100	LOW	1720	18.08MHz	19.92MHz
B200	Q16	100	LOW	1720	18.08MHz	20.08MHz
B200	QPSK	100	LOW	1745	18.16MHz	20.32MHz
B200	Q16	100	LOW	1745	18.16MHz	20.24MHz
B200	QPSK	100	LOW	1732.5	18.08MHz	20.16MHz
B200	Q16	100	LOW	1732.5	18.16MHz	20.16MHz

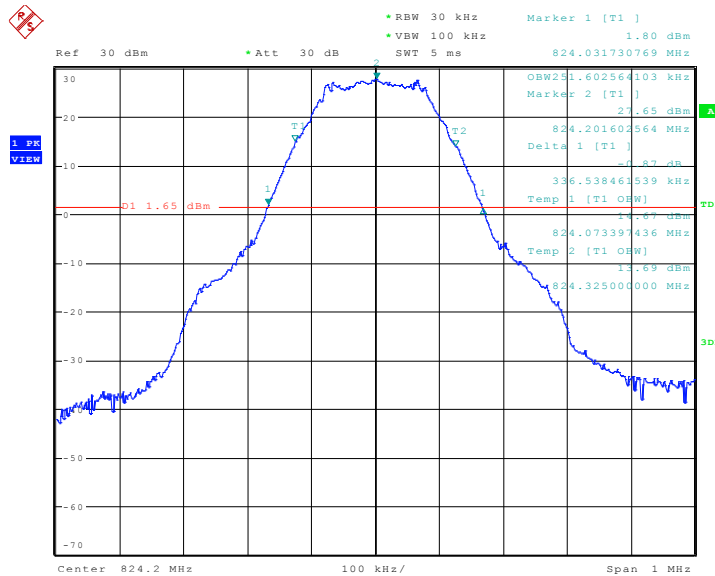
BAND 7:

Bandwidth	Modulation	#RB	start RB	Frequency	OBW(99%)	26dB BW
B050	QPSK	25	LOW	2502.5	4.54MHz	5.12MHz
B050	Q16	25	LOW	2502.5	4.54MHz	5.06MHz
B050	QPSK	25	LOW	2567.5	4.52MHz	5.02MHz
B050	Q16	25	LOW	2567.5	4.54MHz	5.06MHz
B050	QPSK	25	LOW	2535	4.52MHz	5.1MHz
B050	QPSK	25	LOW	2535	4.54MHz	5.08MHz
B100	QPSK	50	LOW	2505	9.MHz	10.MHz
B100	Q16	50	LOW	2505	9.MHz	10.12MHz
B100	QPSK	50	LOW	2565	9.04MHz	10.MHz
B100	Q16	50	LOW	2565	9.04MHz	10.08MHz
B100	QPSK	50	LOW	2535	9.MHz	10.MHz
B100	Q16	50	LOW	2535	9.MHz	9.96MHz
B150	QPSK	75	LOW	2507.5	13.5MHz	14.94MHz
B150	Q16	75	LOW	2507.5	13.56MHz	15.MHz
B150	QPSK	75	LOW	2562.5	13.56MHz	15.MHz
B150	Q16	75	LOW	2562.5	13.56MHz	15.18MHz
B150	QPSK	75	LOW	2535	13.62MHz	15.12MHz
B150	Q16	75	LOW	2535	13.56MHz	15.MHz
B200	QPSK	100	LOW	2510	18.08MHz	20.08MHz
B200	Q16	100	LOW	2510	18.16MHz	20.MHz
B200	QPSK	100	LOW	2560	18.08MHz	20.08MHz
B200	Q16	100	LOW	2560	18.14MHz	20.00MHz
B200	QPSK	100	LOW	2535	18.14MHz	20.19MHz
B200	Q16	100	LOW	2535	18.08MHz	20.08MHz

8.2 Test Plot(s)

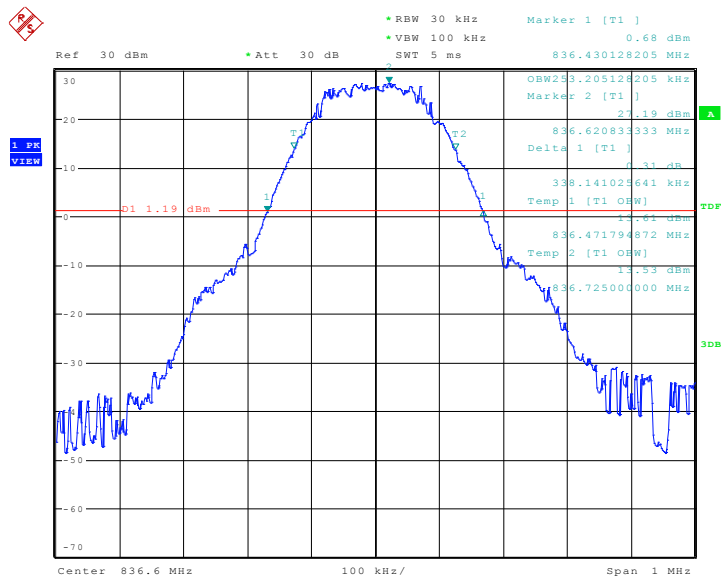
APPENDIX B: TEST PLOTS FOR OCCUPIED BANDWIDTH (99% and -26dBc)

Occupied Bandwidth (99% and -26dBc) GSM 850 BAND CH 128



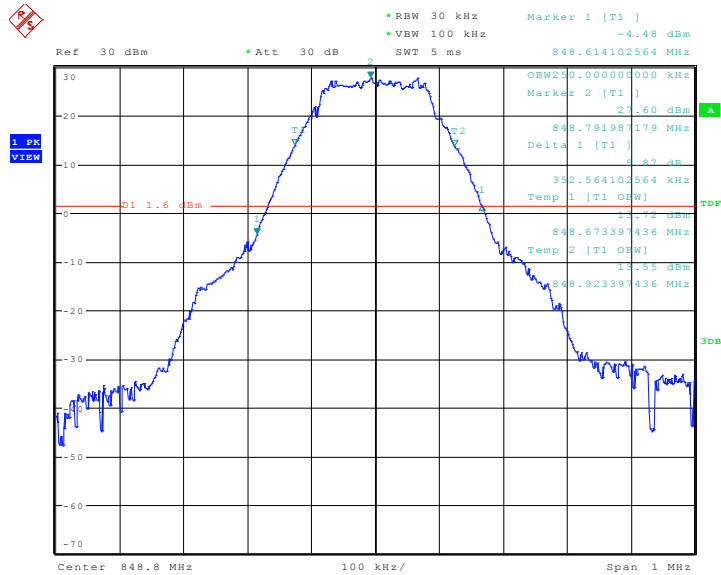
Date: 7.SEP.2016 10:19:57

Occupied Bandwidth (99% and -26dBc) GSM 850 BAND CH 190



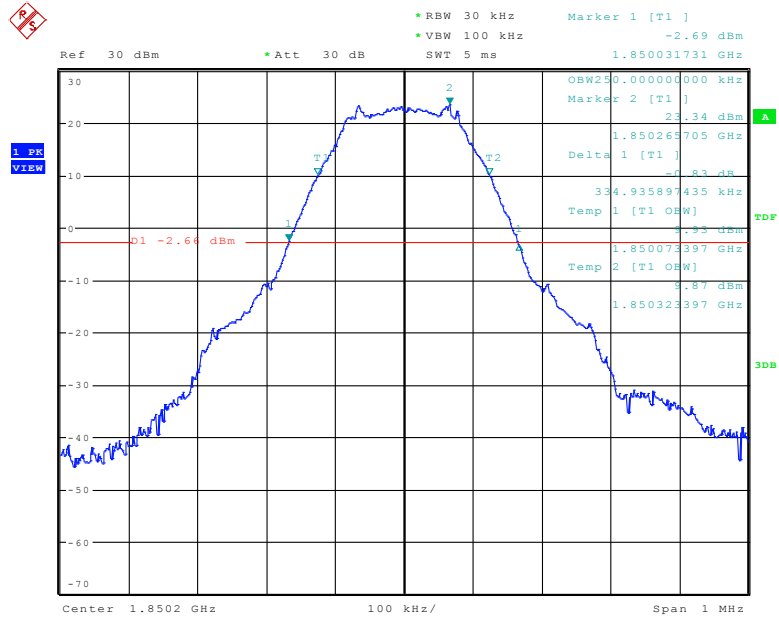
Date: 7.SEP.2016 10:22:29

Occupied Bandwidth (99% and -26dBc) GSM 850 BAND CH 251



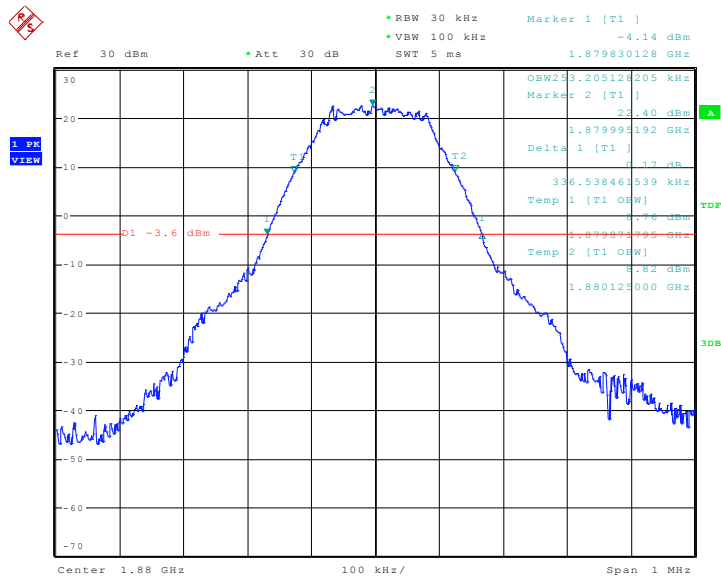
Date: 7.SEP.2016 10:24:09

Occupied Bandwidth (99% and -26dBc) PCS 1900 BAND CH 512



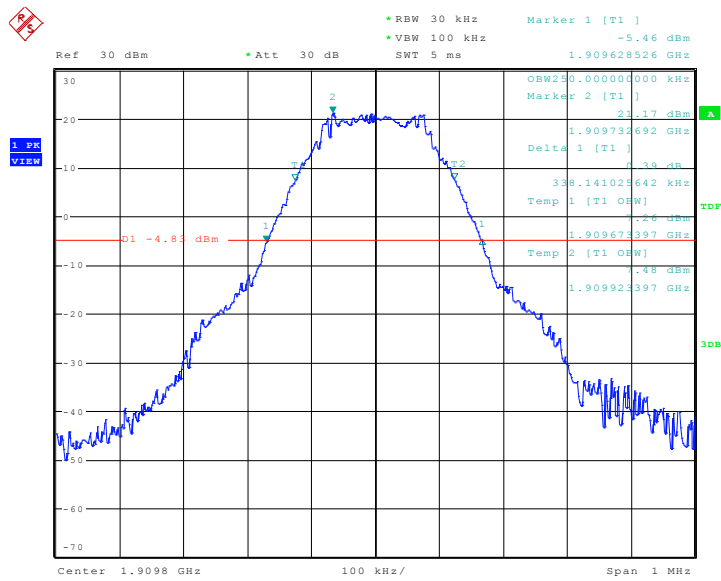
Date: 7.SEP.2016 10:28:03

Occupied Bandwidth (99% and -26dBc) PCS 1900 BAND CH 661



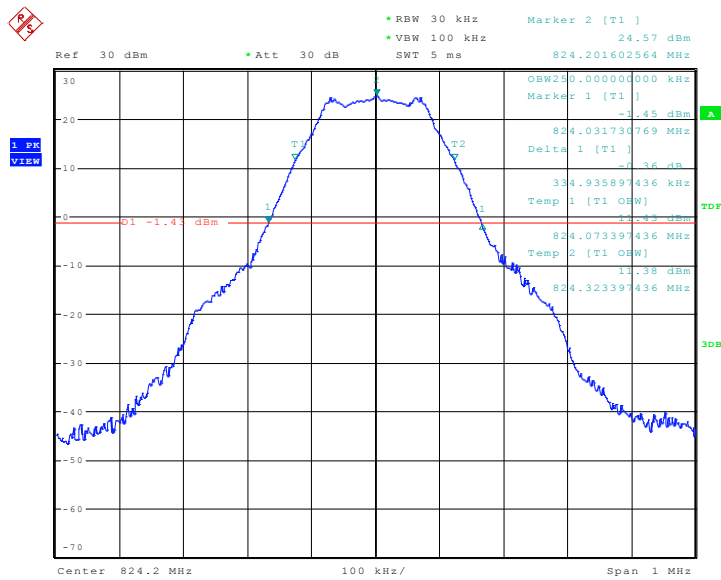
Date: 7.SEP.2016 10:29:53

Occupied Bandwidth (99% and -26dBc) PCS 1900 BAND CH 810



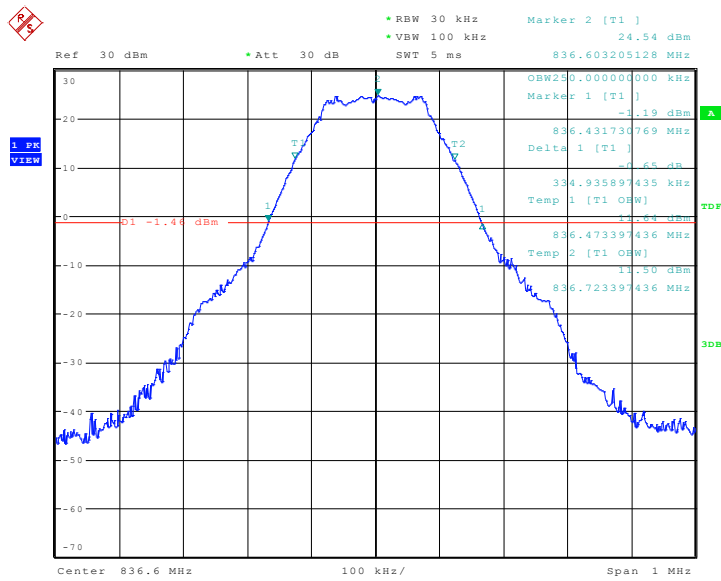
Date: 7.SEP.2016 10:31:48

Occupied Bandwidth (99% and -26dBc) GPRS 850 BAND CH 128



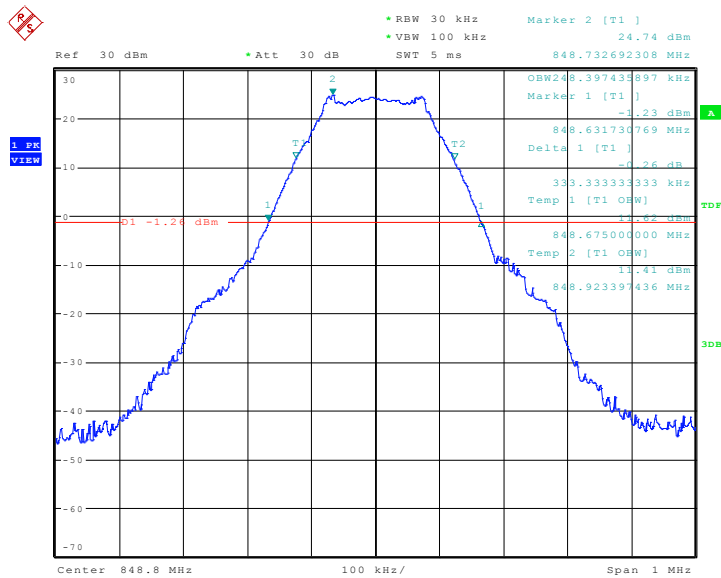
Date: 10.SEP.2016 09:18:37

Occupied Bandwidth (99% and -26dBc) GPRS 850 BAND CH 190



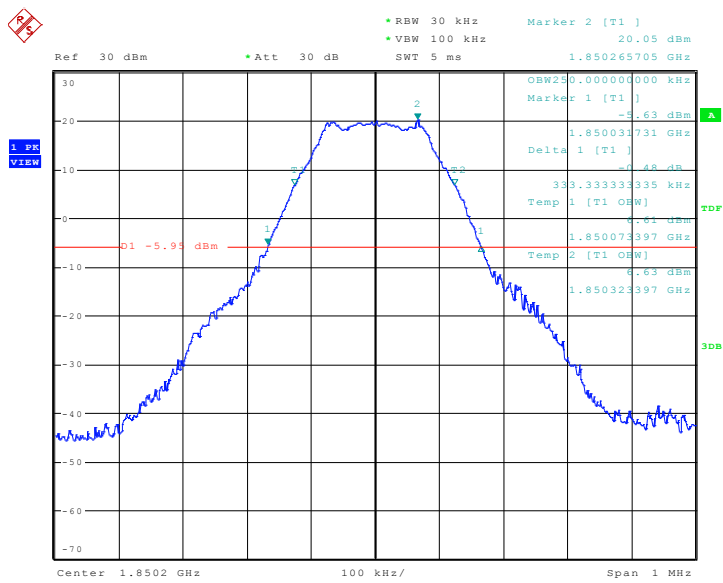
Date: 10.SEP.2016 09:20:15

Occupied Bandwidth (99% and -26dBc) GPRS 850 BAND CH 251



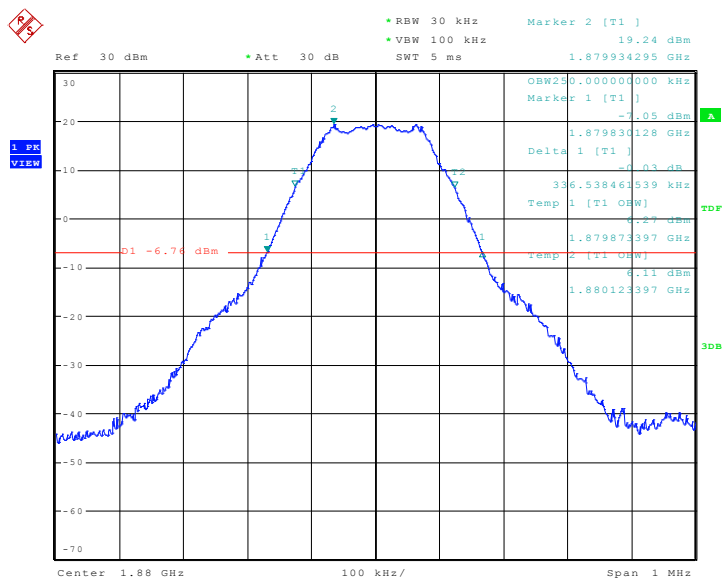
Date: 10.SEP.2016 09:21:40

Occupied Bandwidth (99% and -26dBc) GPRS 1900 BAND CH 512



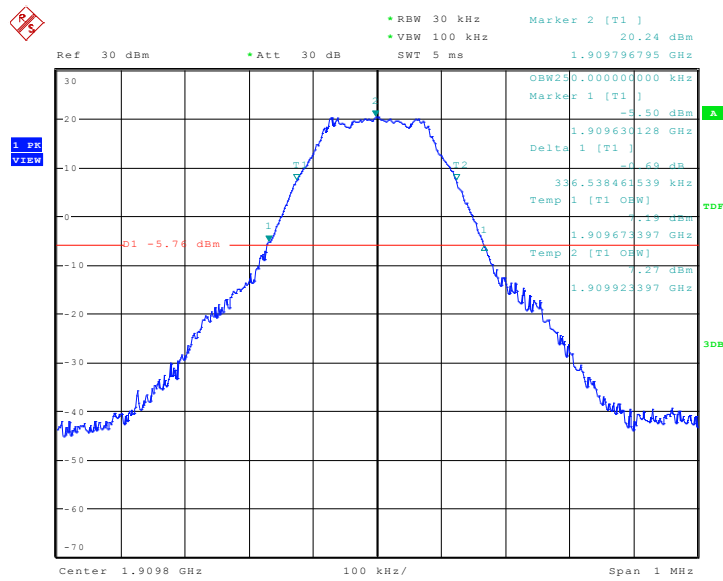
Date: 10.SEP.2016 09:26:24

Occupied Bandwidth (99% and -26dBc) GPRS 1900 BAND CH 661



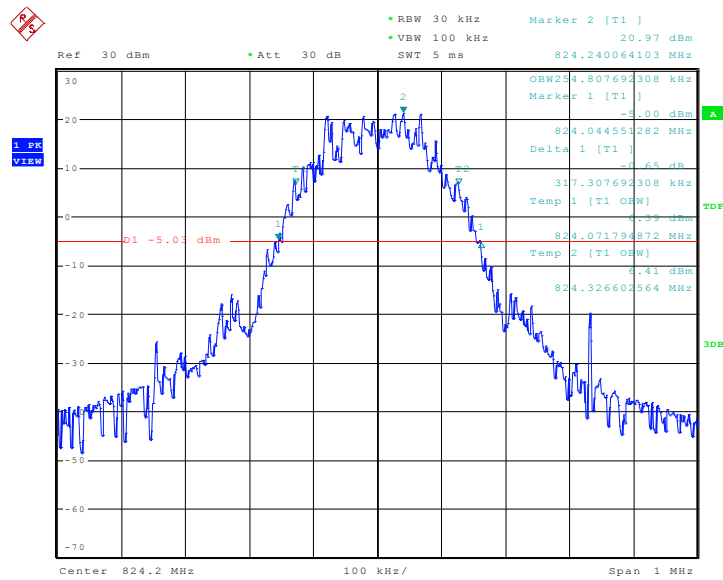
Date: 10.SEP.2016 09:28:12

Occupied Bandwidth (99% and -26dBc) GPRS 1900 BAND CH 810



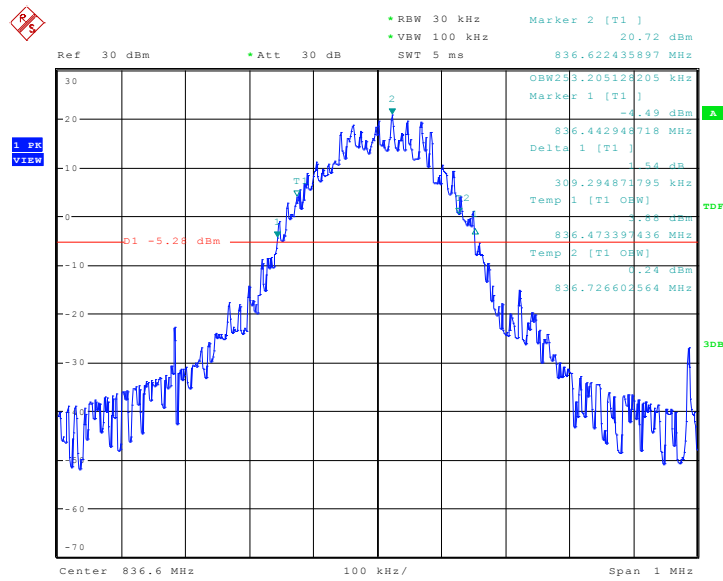
Date: 10.SEP.2016 09:30:17

Occupied Bandwidth (99% and -26dBc) EGPRS 850 BAND CH 128



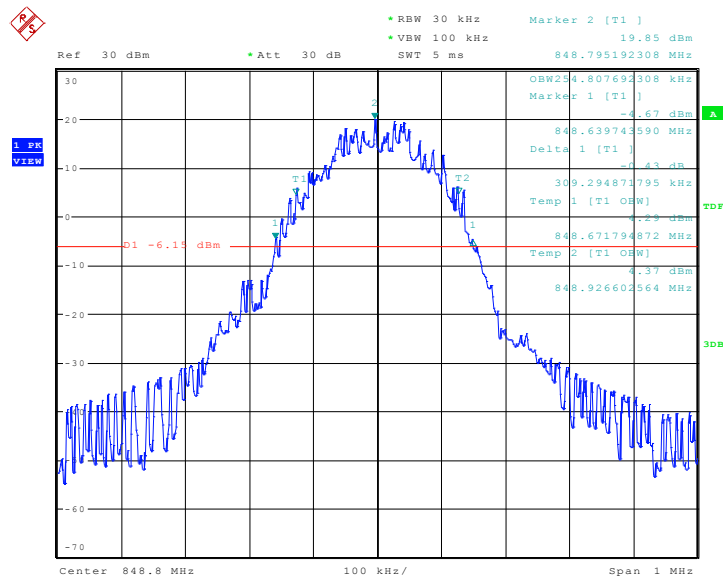
Date: 10.SEP.2016 09:38:16

Occupied Bandwidth (99% and -26dBc) EGPRS 850 BAND CH 190



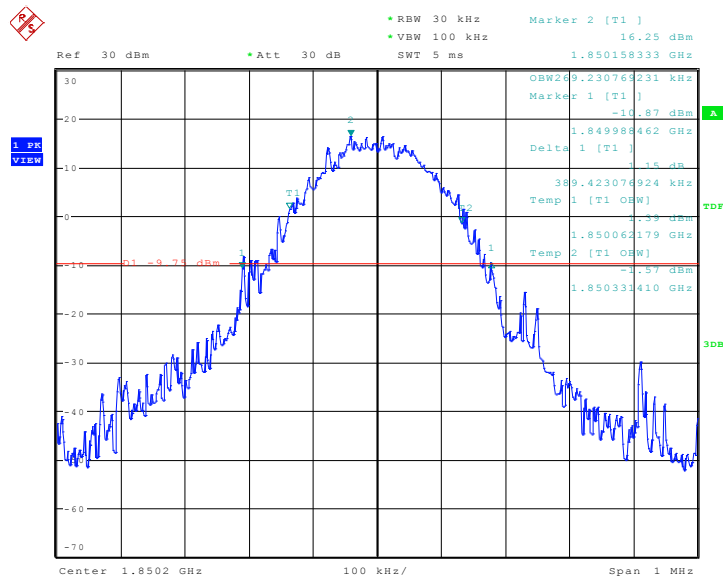
Date: 10.SEP.2016 09:40:10

Occupied Bandwidth (99% and -26dBc) EGPRS 850 BAND CH 251



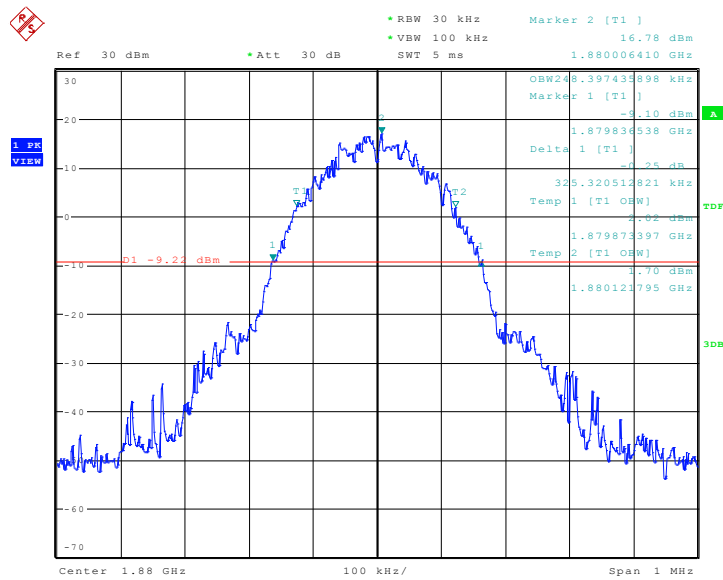
Date: 10.SEP.2016 09:41:37

Occupied Bandwidth (99% and -26dBc) EGPRS 1900 BAND CH 512



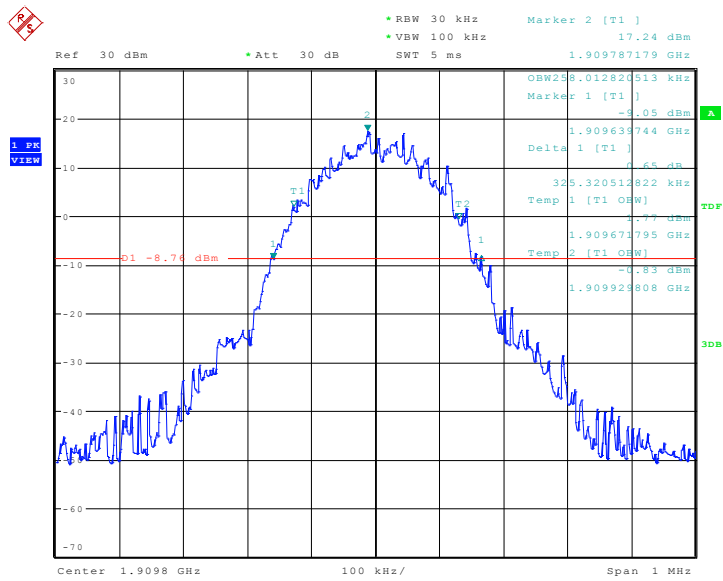
Date: 10.SEP.2016 09:45:43

Occupied Bandwidth (99% and -26dBc) EGPRS 1900 BAND CH 661



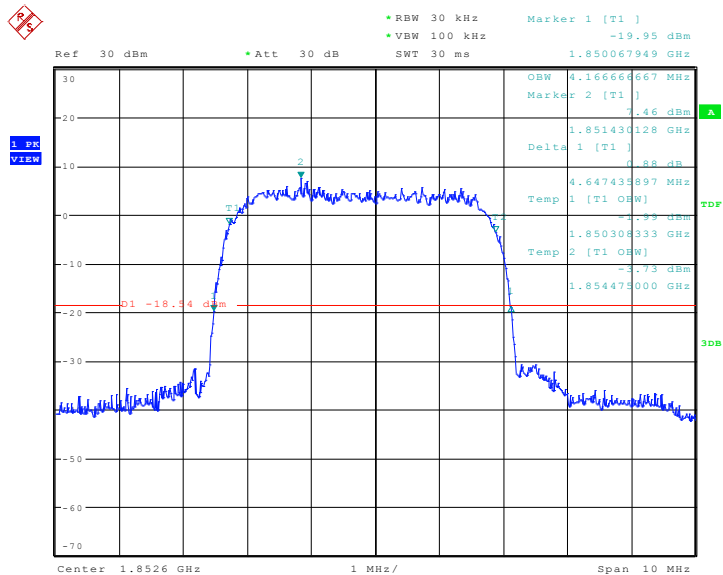
Date: 10.SEP.2016 09:48:27

Occupied Bandwidth (99% and -26dBc) EGPRS 1900 BAND CH 810



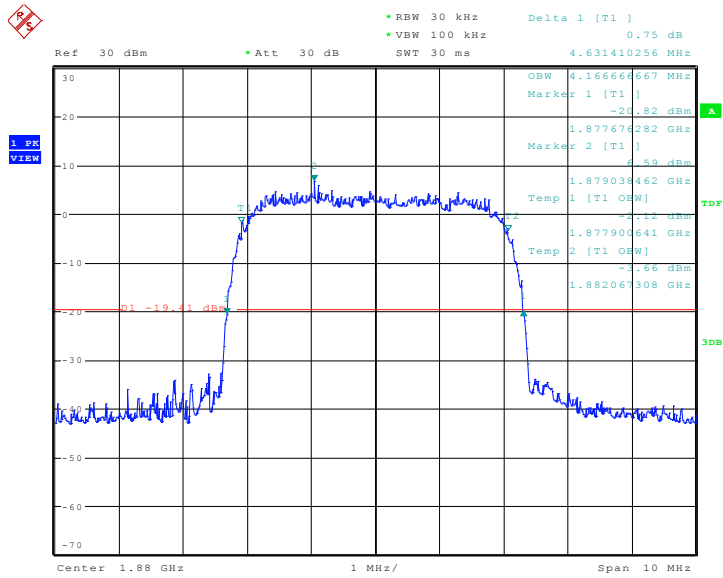
Date: 10.SEP.2016 09:51:20

Occupied Bandwidth (99% and -26dBc) WCDMA BAND II CH 9263



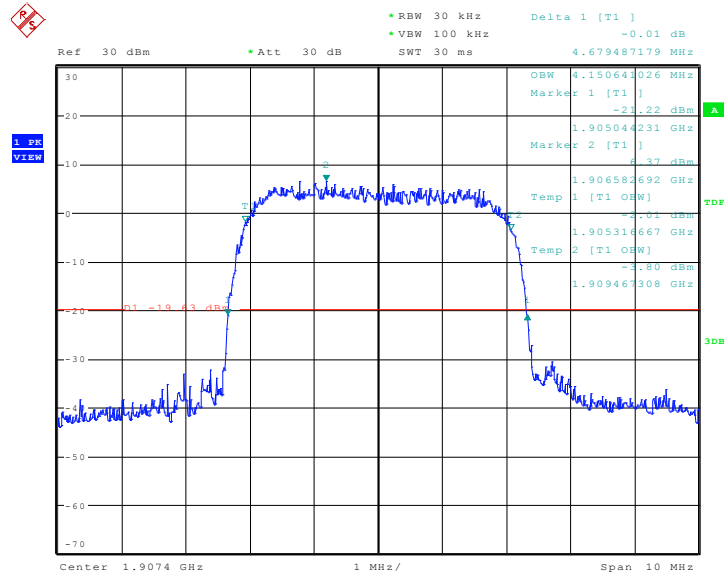
Date: 7.SEP.2016 11:14:05

Occupied Bandwidth (99%and-26dBc) WCDMA BAND II CH 9400



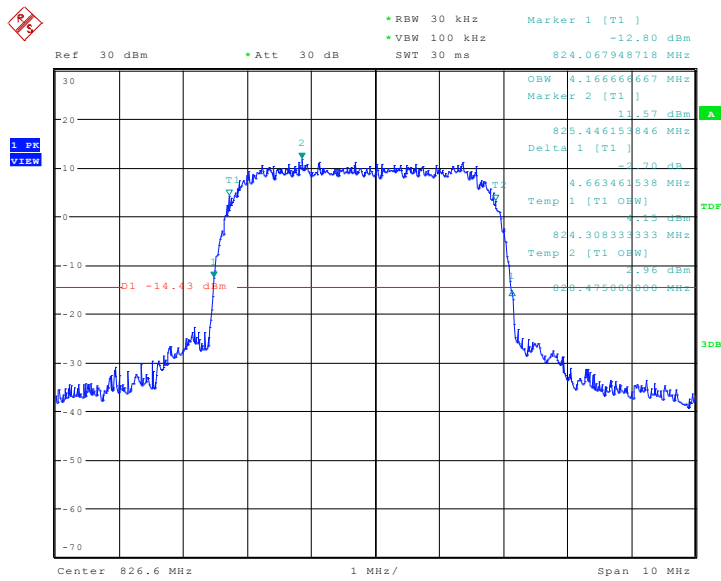
Date: 7.SEP.2016 11:15:54

Occupied Bandwidth (99%and-26dBc) WCDMA BAND II CH 9537



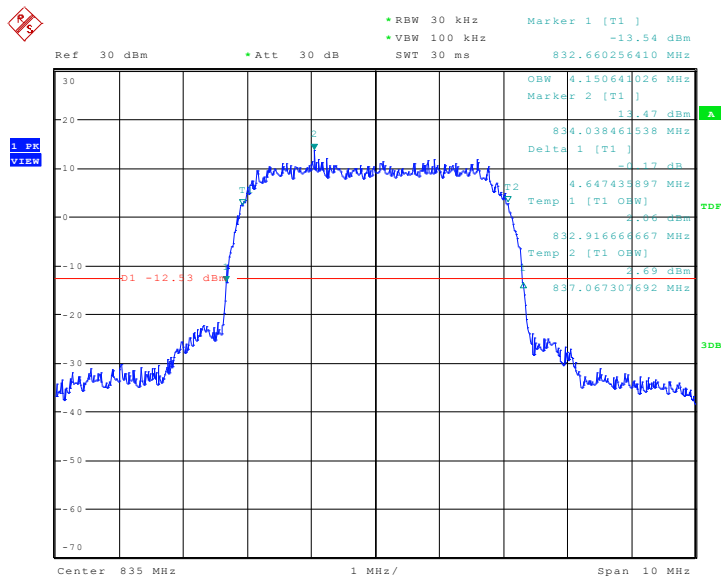
Date: 7.SEP.2016 11:17:17

Occupied Bandwidth (99%and-26dBc) WCDMA BAND V CH 4133



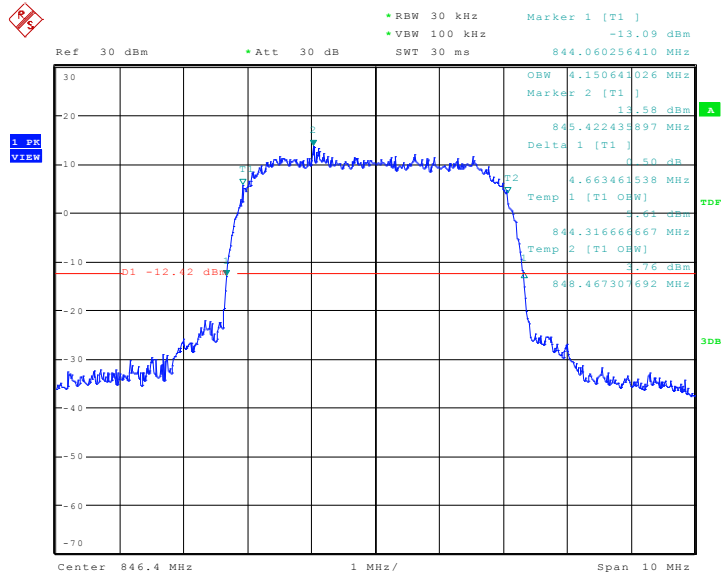
Date: 7.SEP.2016 11:21:30

Occupied Bandwidth (99%and-26dBc) WCDMA BAND V CH 4175



Date: 7.SEP.2016 11:23:31

Occupied Bandwidth (99%and-26dBc) WCDMA BAND V CH 4232

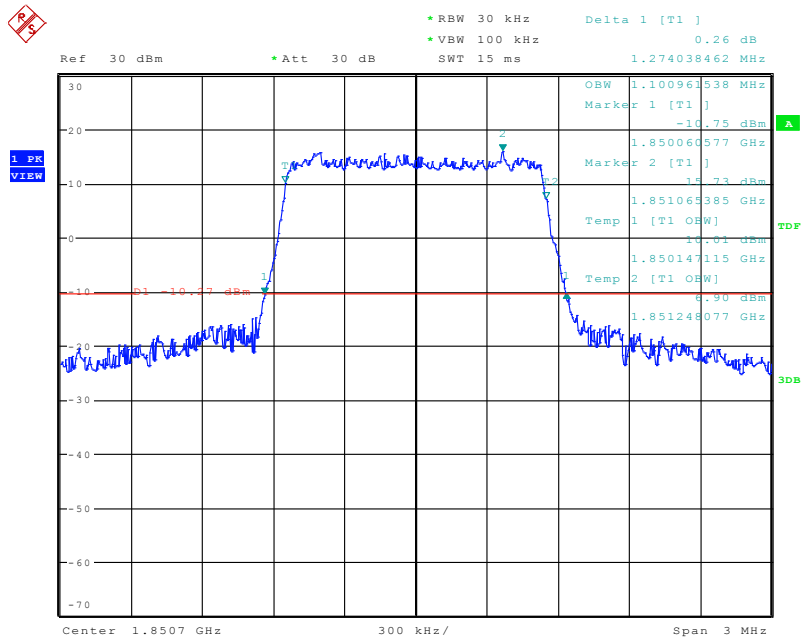


Date: 7.SEP.2016 11:24:54

E-UTRA BANDS

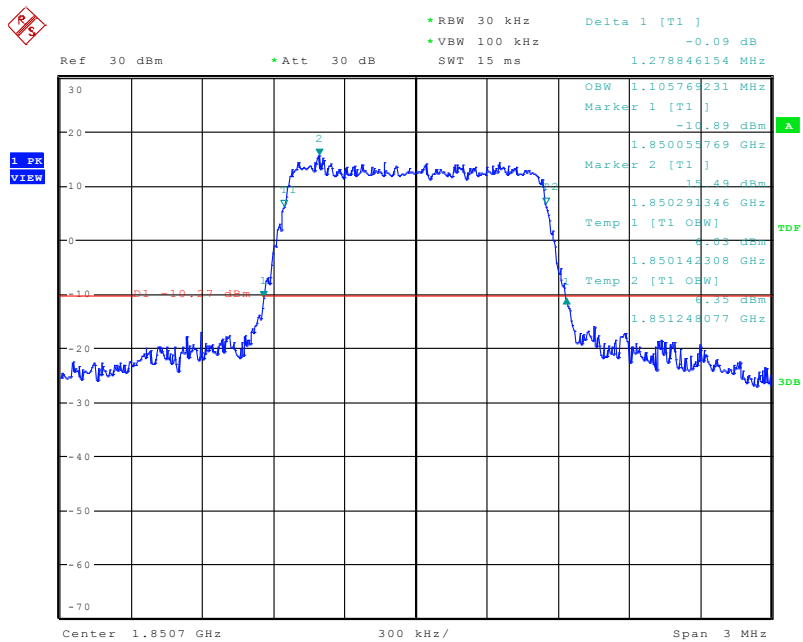
BAND 2@Bandwidth

BW1.4MHz-1850.7MHz,QPSK-6RB_LOW@OBW_1.100MHz@26dB_1.274MHz



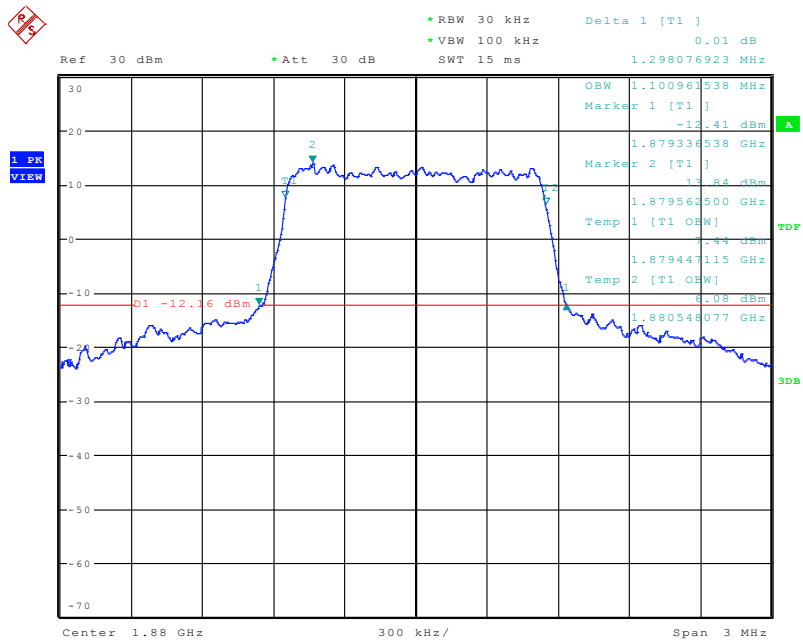
Date: 8.SEP.2016 11:02:54

BW1.4MHz-1850.7MHz,Q16-6RB_LOW@OBW_1.105MHz@26dB_1.278MHz



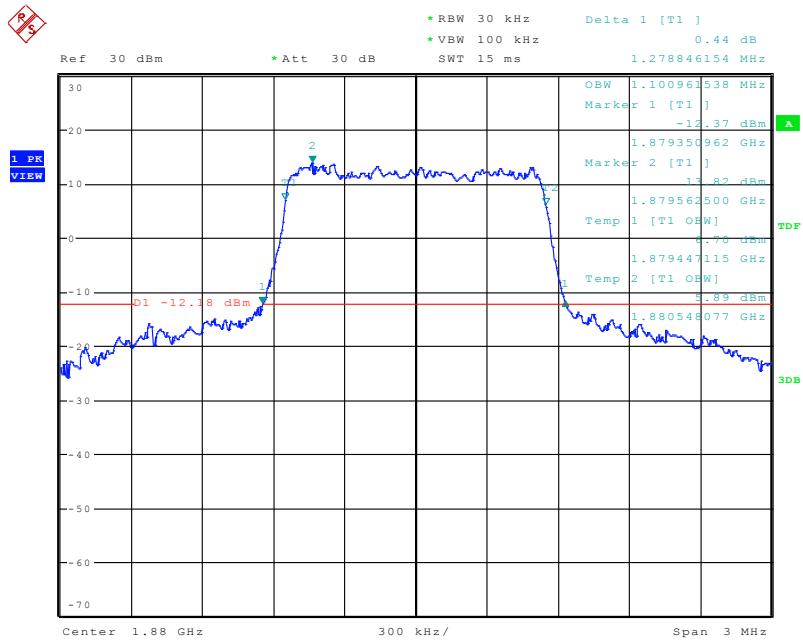
Date: 8.SEP.2016 11:04:04

BW1.4MHz-1880MHz,QPSK-6RB_LOW@OBW_1.100MHz@26dB_1.298MHz



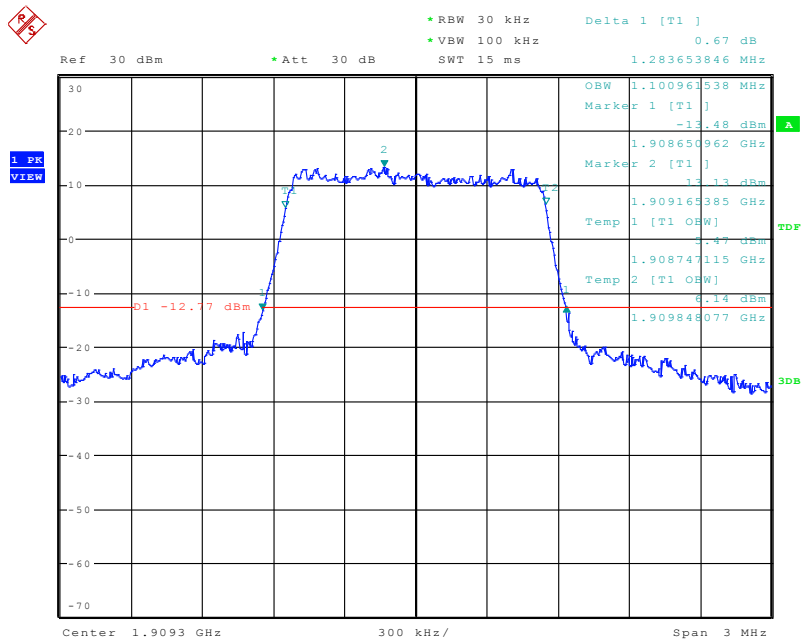
Date: 8.SEP.2016 11:06:05

BW1.4MHz-1880MHz,Q16-6RB_LOW@OBW_1.100MHz@26dB_1.278MHz



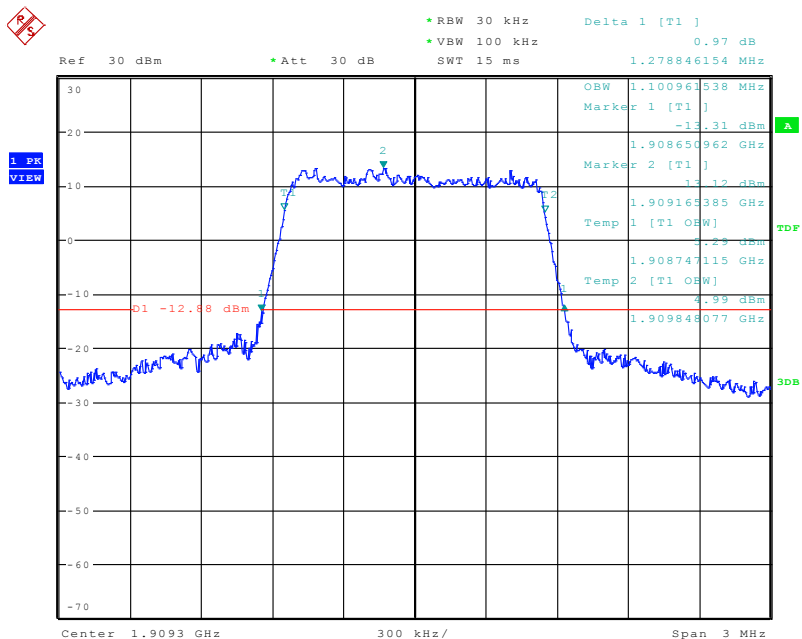
Date: 8.SEP.2016 11:07:13

BW1.4MHz-1909.3MHz,QPSK-6RB_LOW@OBW_1.100MHz@26dB_1.283MHz



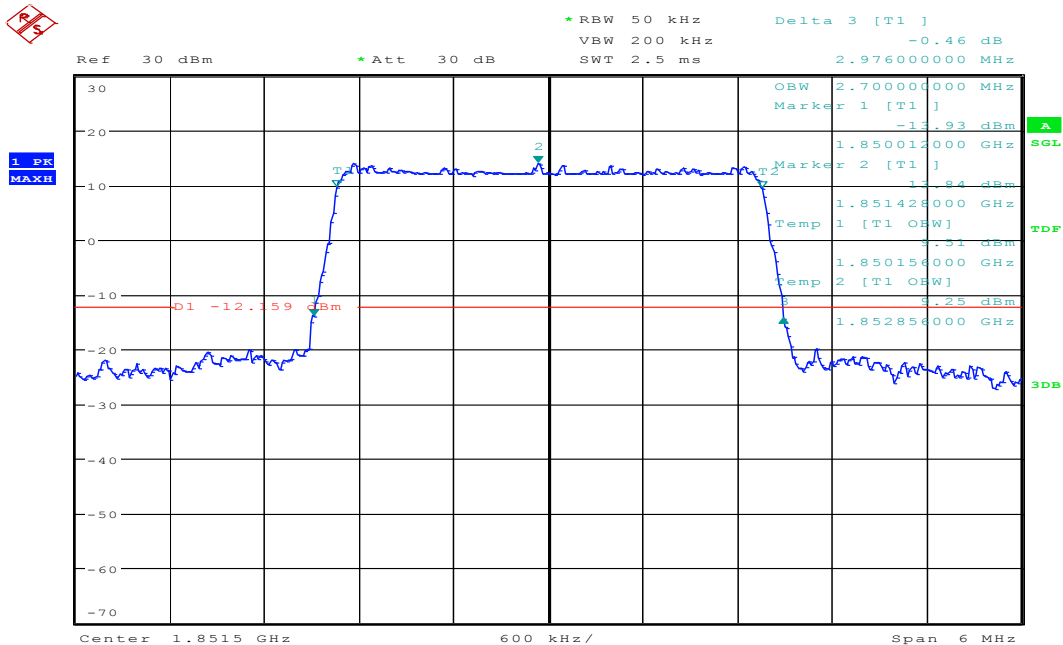
Date: 8.SEP.2016 11:09:28

BW1.4MHz-1909.3MHz,Q16-6RB_LOW@OBW_1.100MHz@26dB_1.278MHz

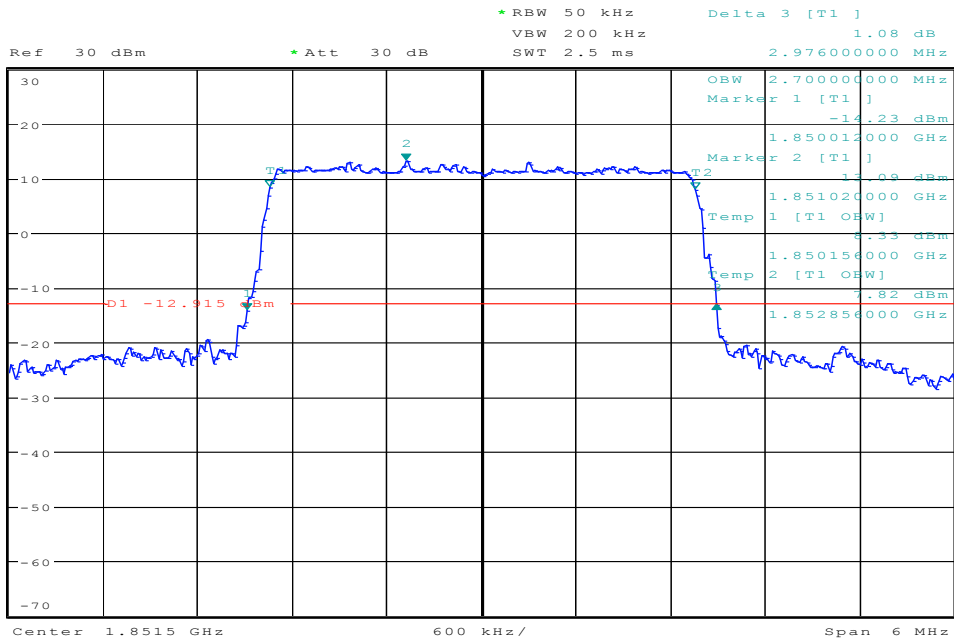


Date: 8.SEP.2016 11:10:47

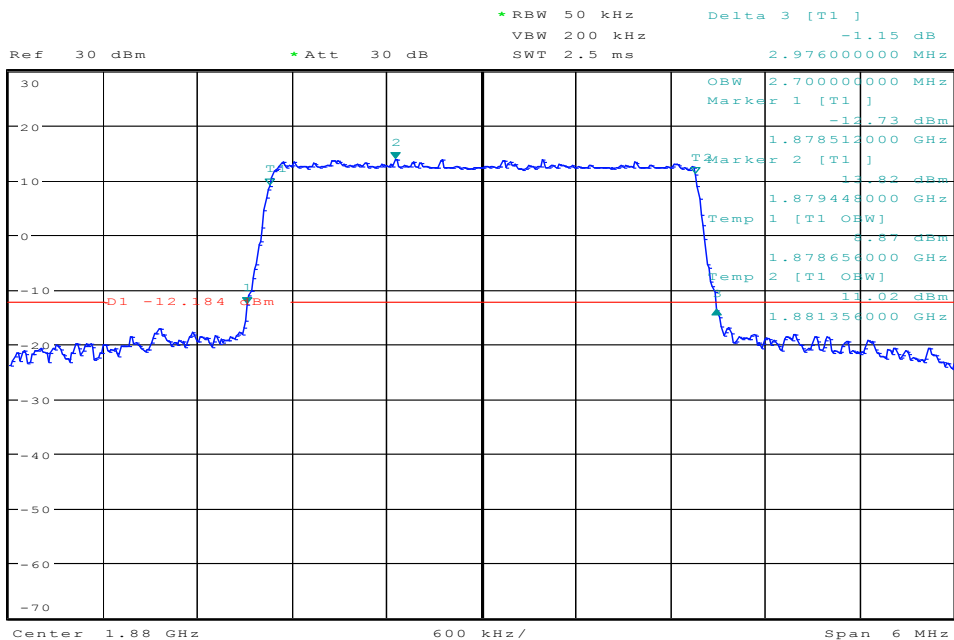
BW3MHz-1851.5MHz,QPSK-15RB_LOW@OBW_2.7MHz@26dB_2.976MHz



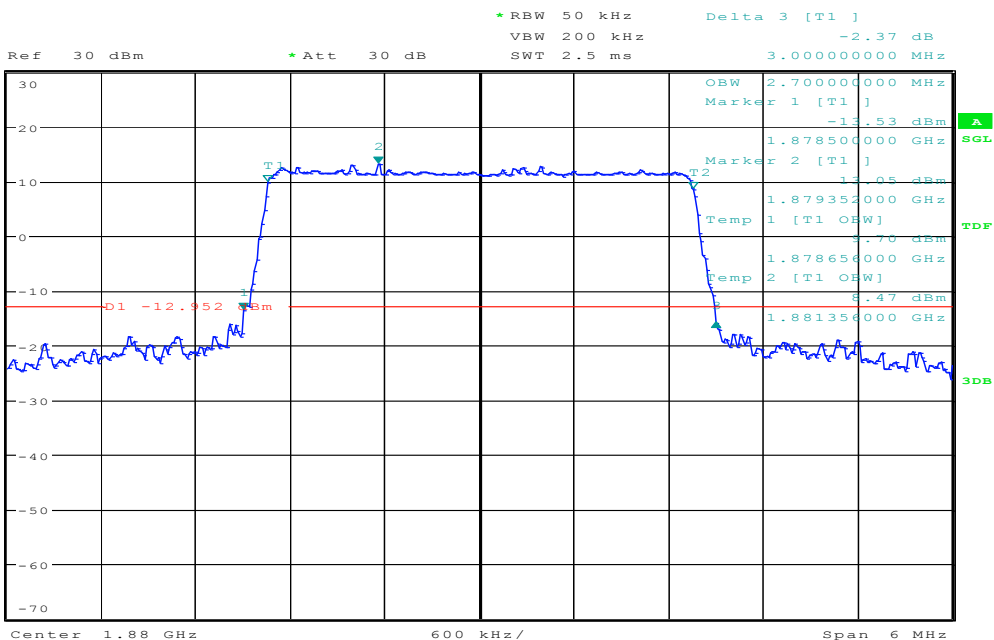
BW3MHz-1851.5MHz,Q16-15RB_LOW@OBW_2.7MHz@26dB_2.976MHz



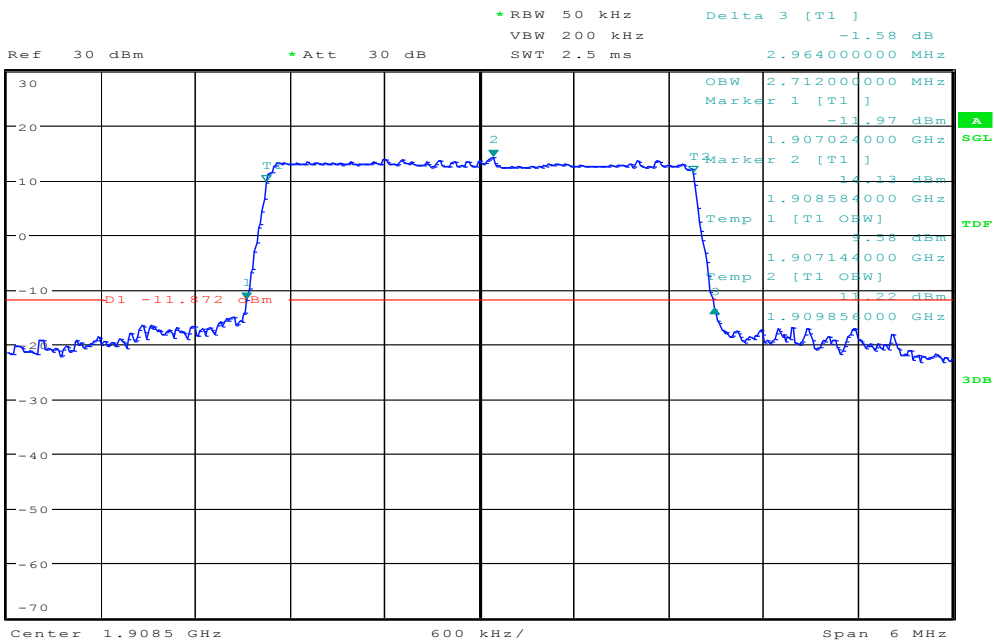
BW3MHz-1880MHz,QPSK-15RB_LOW@OBW_2.7MHz@26dB_2.976MHz



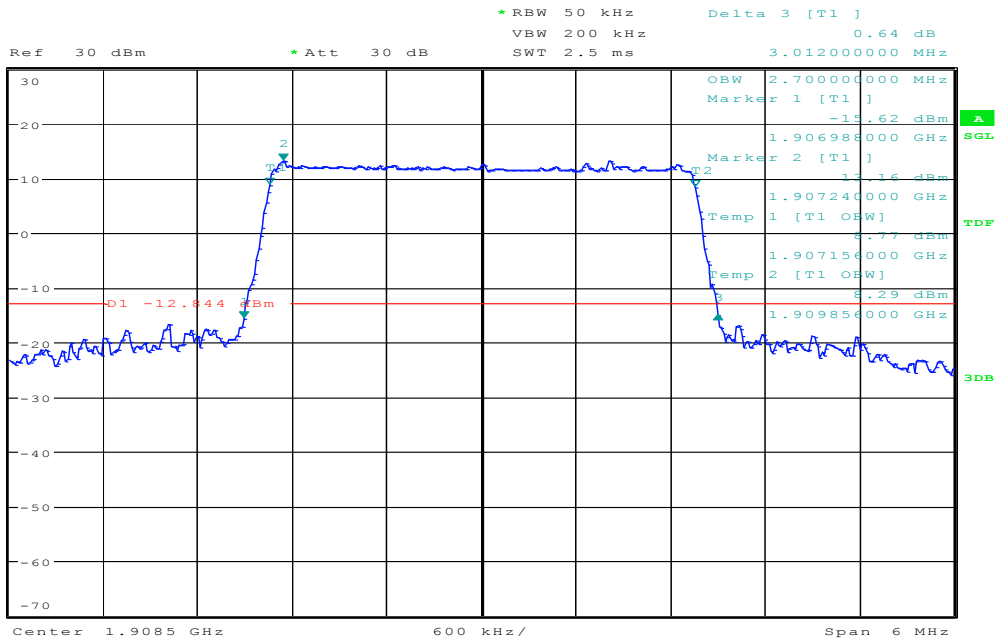
BW3MHz-1880MHz,Q16-15RB_LOW@OBW_2.7MHz@26dB_3.MHz



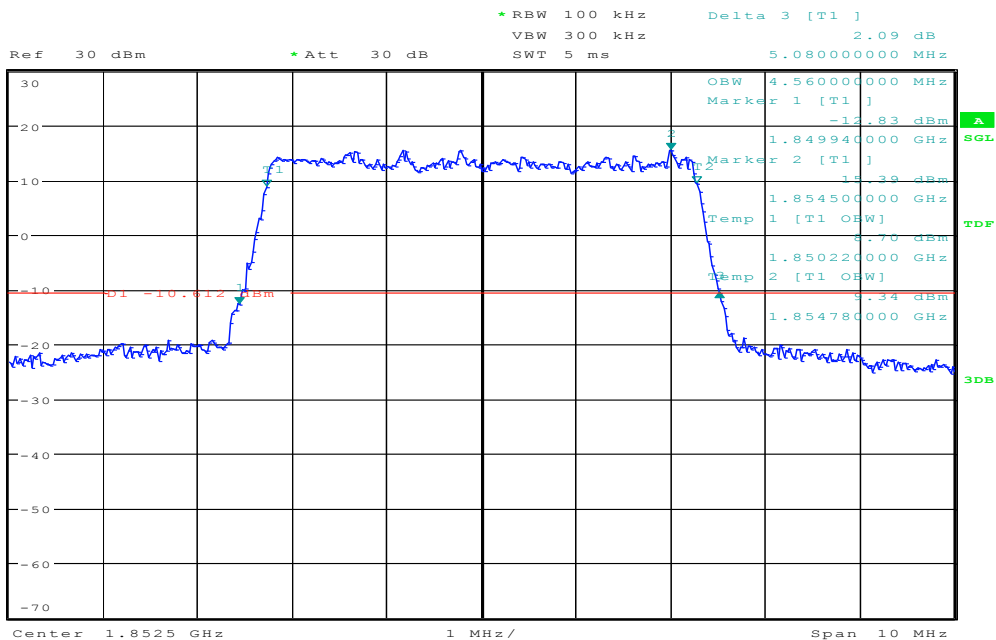
BW3MHz-1908.5MHz,QPSK-15RB_LOW@OBW_2.712MHz@26dB_2.964MHz



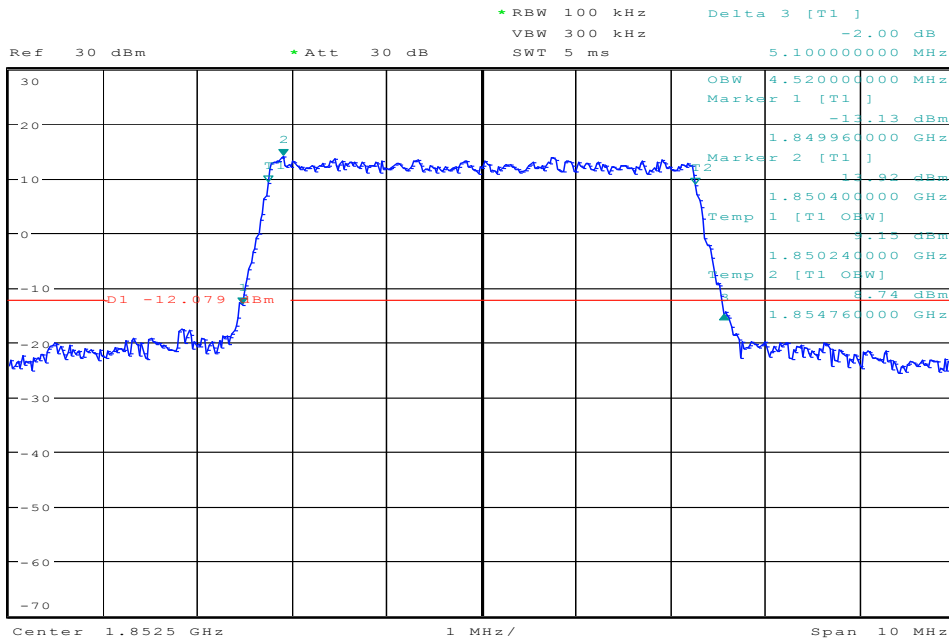
BW3MHz-1908.5MHz,Q16-15RB_LOW@OBW_2.7MHz@26dB_3.012MHz



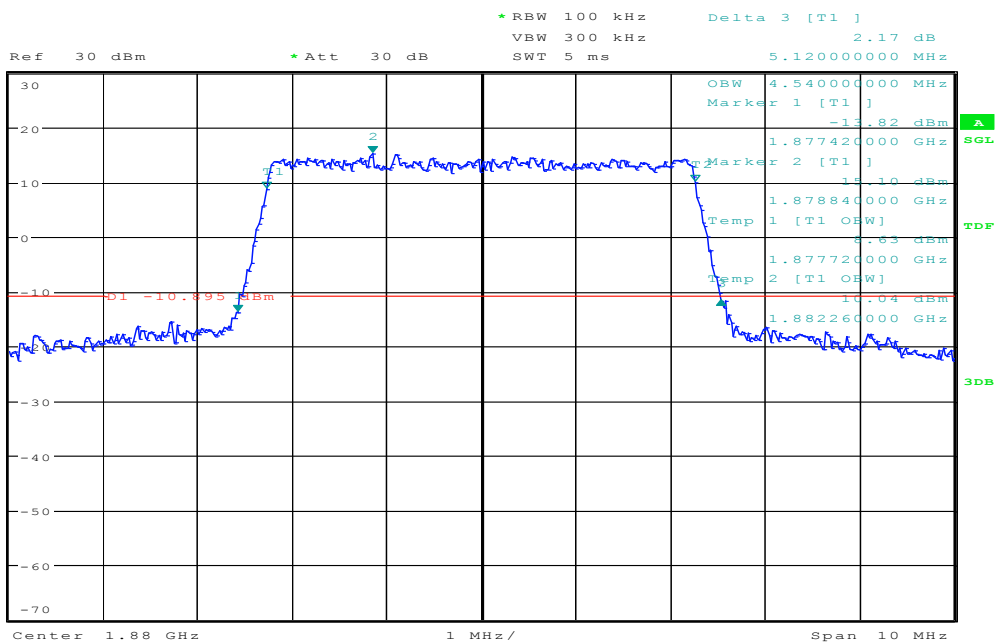
BW5MHz-1852.5MHz,QPSK-25RB_LOW@OBW_4.56MHz@26dB_5.08MHz



BW5MHz-1852.5MHz,Q16-25RB_LOW@OBW_4.52MHz@26dB_5.1MHz



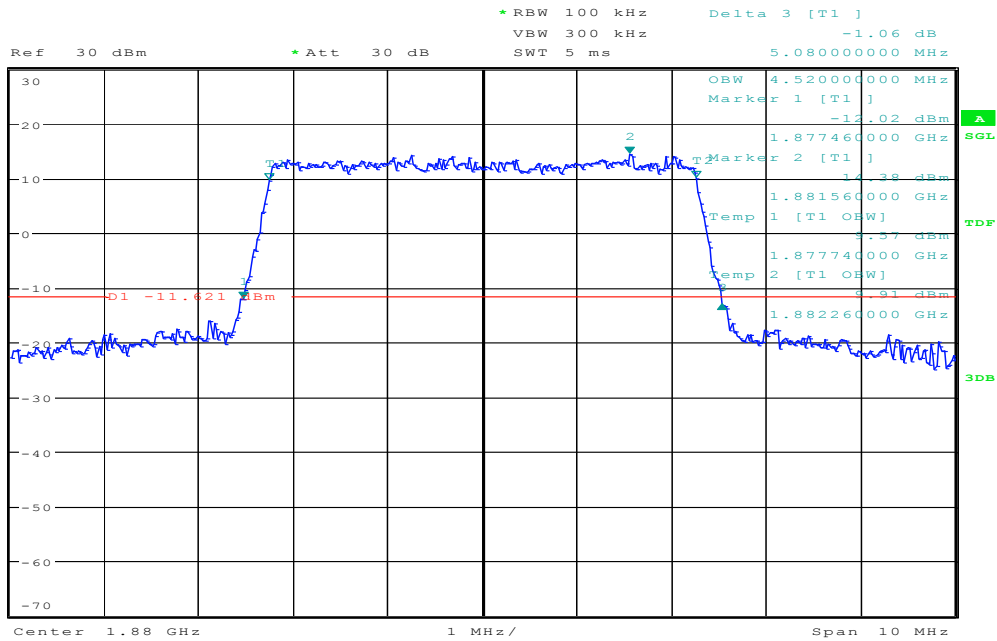
BW5MHz-1880MHz,QPSK-25RB_LOW@OBW_4.54MHz@26dB_5.12MHz



BW5MHz-1880MHz,Q16-25RB_LOW@OBW_4.52MHz@26dB_5.08MHz



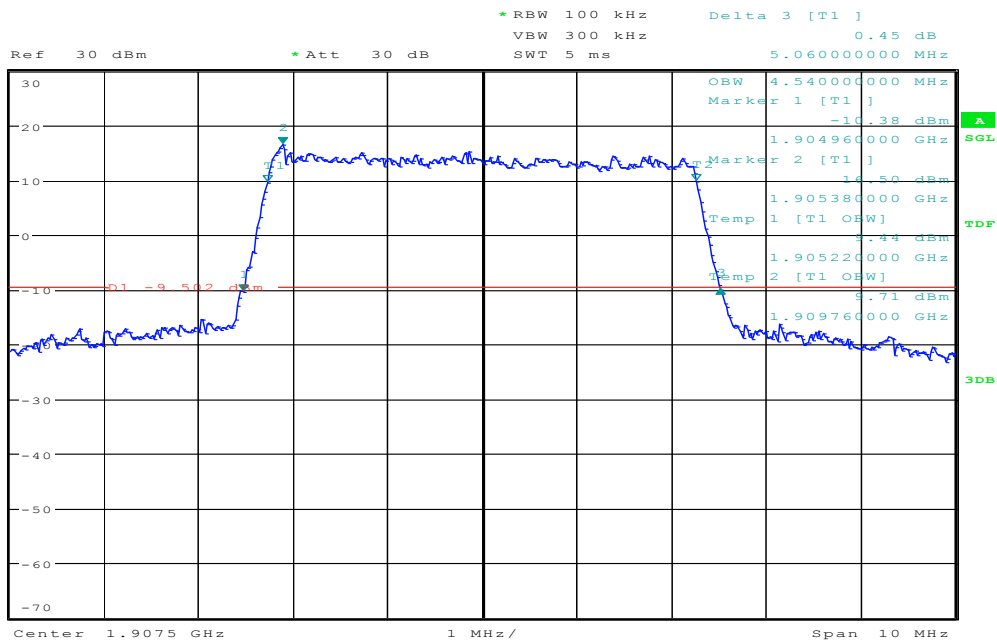
1 PK
MAXH



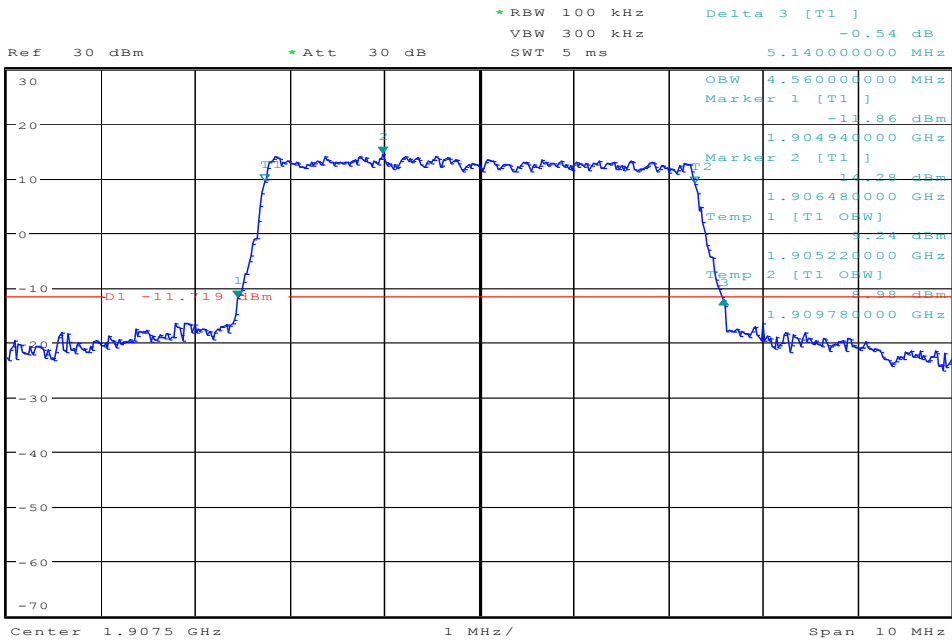
BW5MHz-1907.5MHz,QPSK-25RB_LOW@OBW_4.54MHz@26dB_5.06MHz



1 PK
MAXH



BW5MHz-1907.5MHz,Q16-25RB_LOW@OBW_4.56MHz@26dB_5.14MHz



1 PK
MAXH

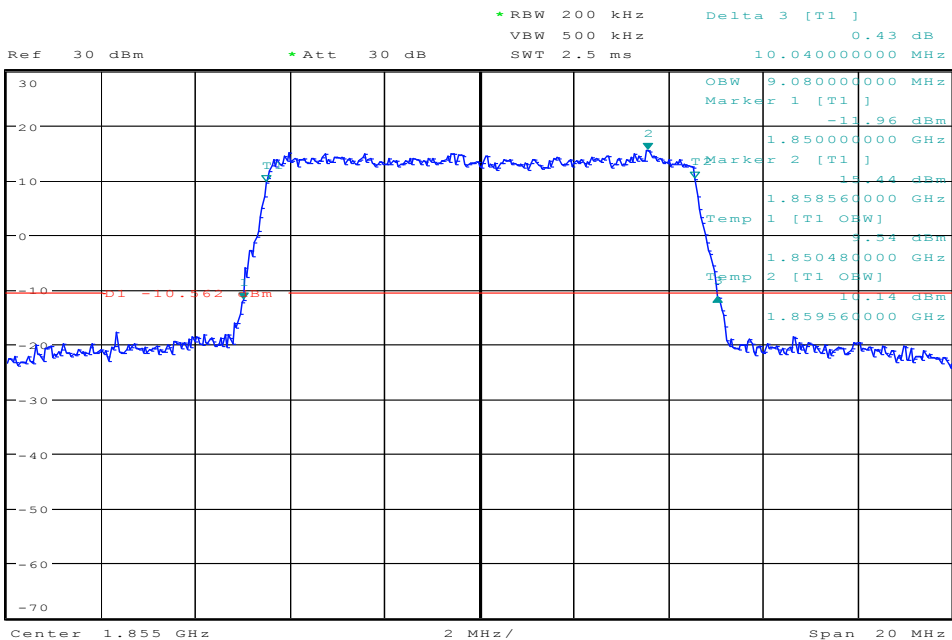
A

SGL

TDF

3DB

BW10MHz-1855MHz,QPSK-50RB_LOW@OBW_9.08MHz@26dB_10.04MHz



1 PK
MAXH

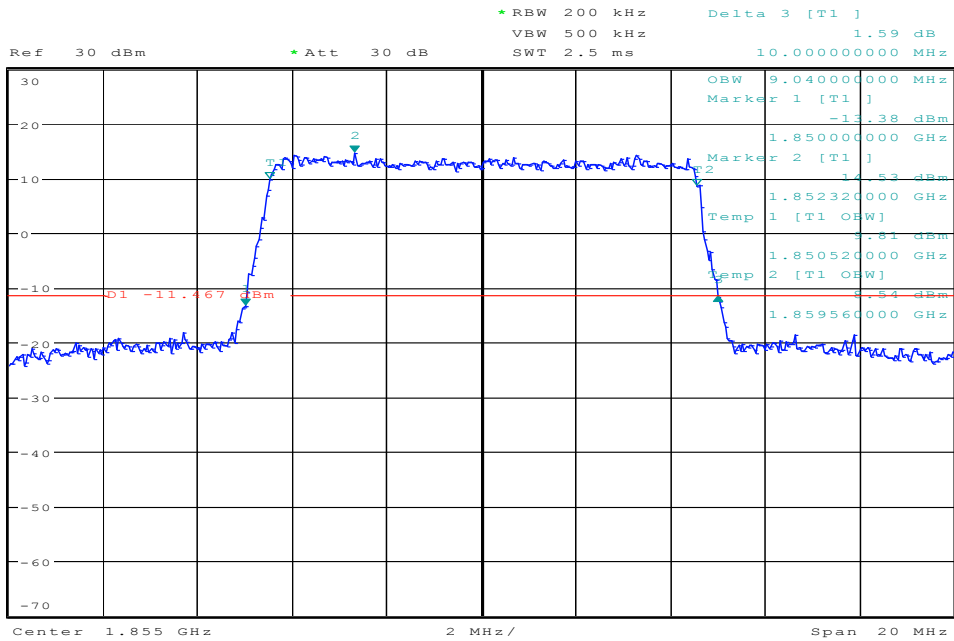
A

SGL

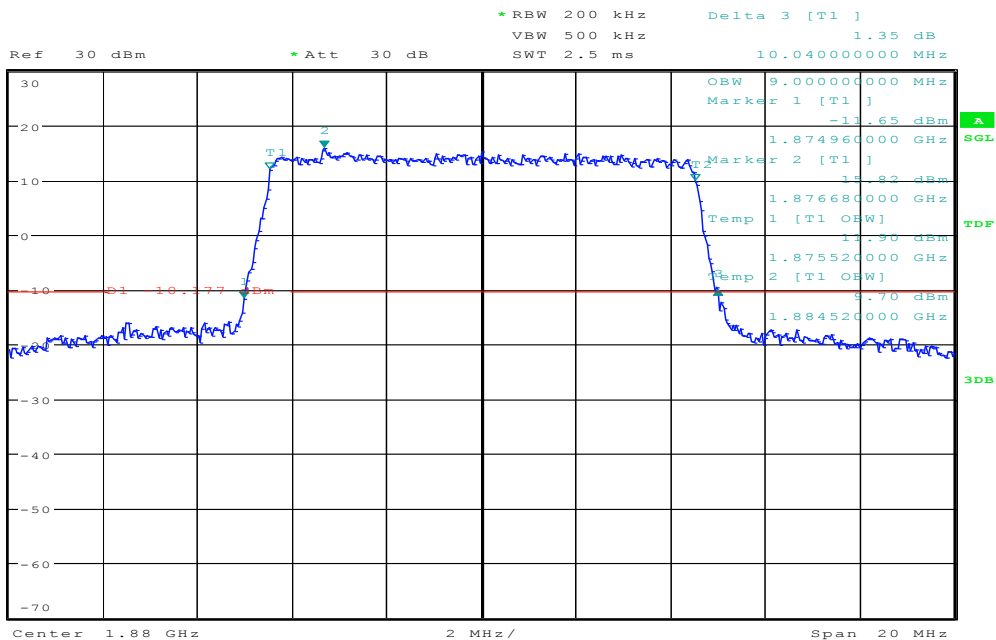
TDF

3DB

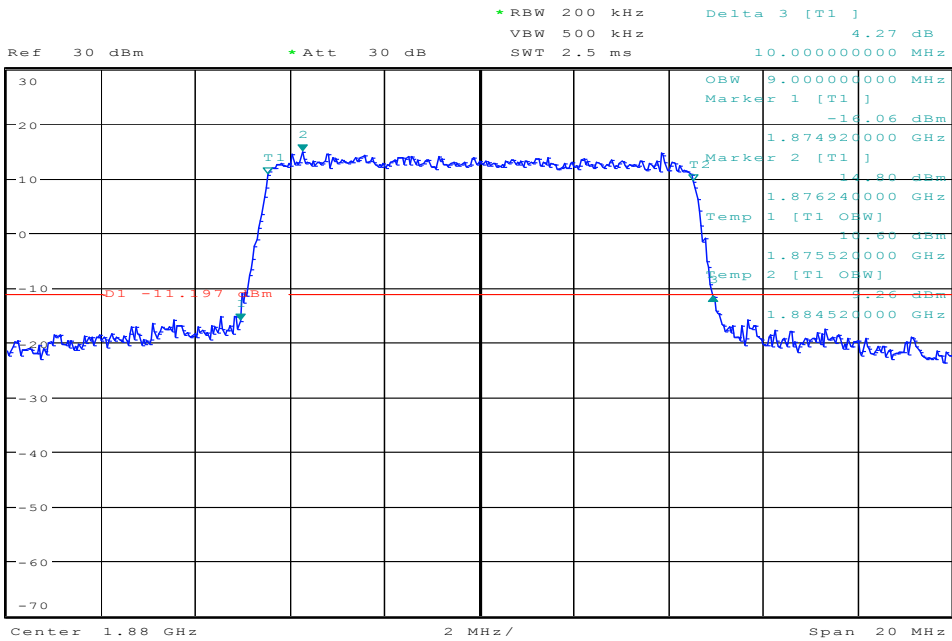
BW10MHz-1855MHz,Q16-50RB_LOW@OBW_9.04MHz@26dB_10.MHz



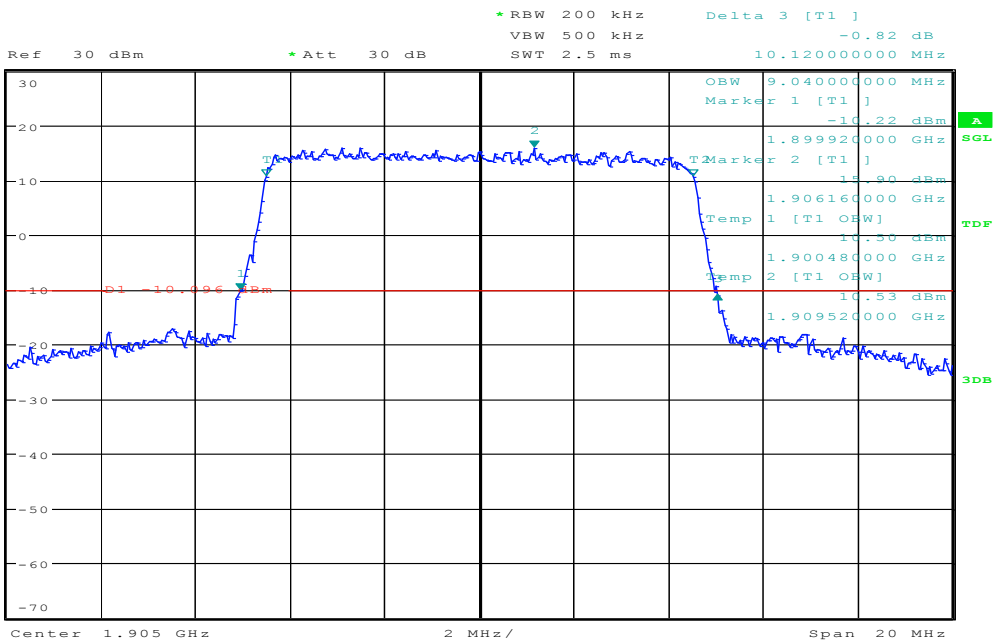
BW10MHz-1880MHz,QPSK-50RB_LOW@OBW_9.MHz@26dB_10.04MHz



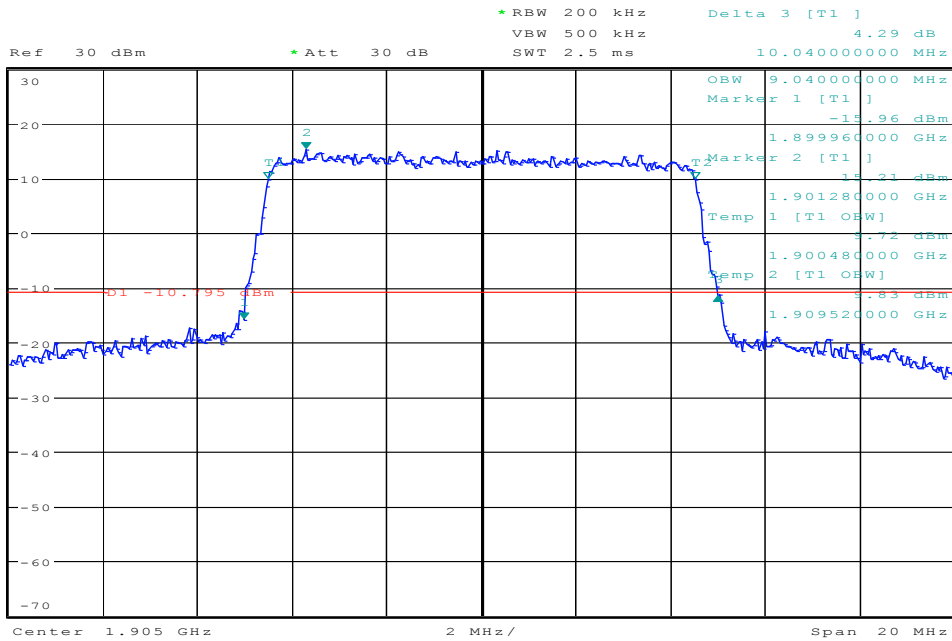
BW10MHz-1880MHz,Q16-50RB_LOW@OBW_9.MHz@26dB_10.MHz



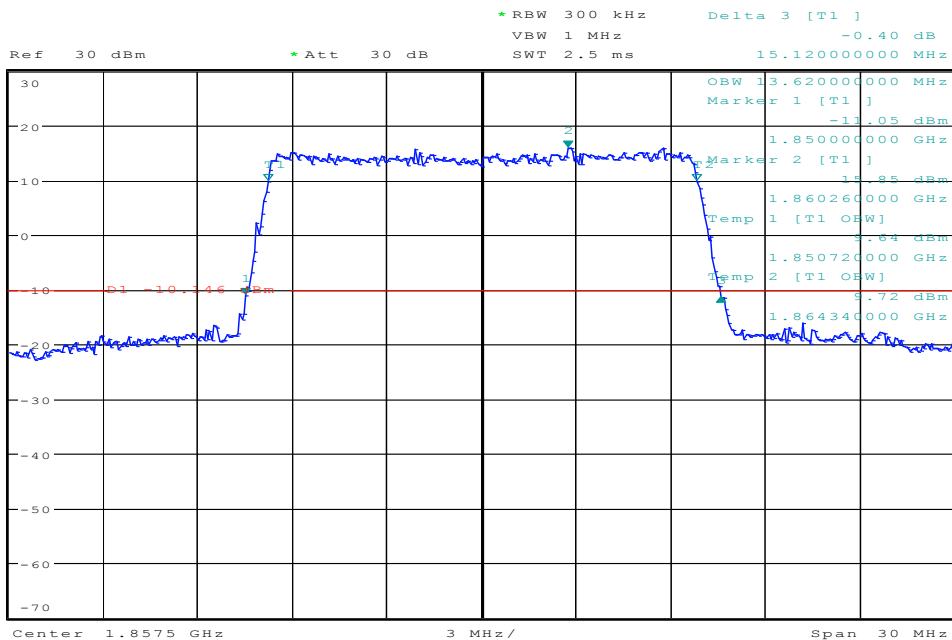
BW10MHz-1905MHz,QPSK-50RB_LOW@OBW_9.04MHz@26dB_10.12MHz



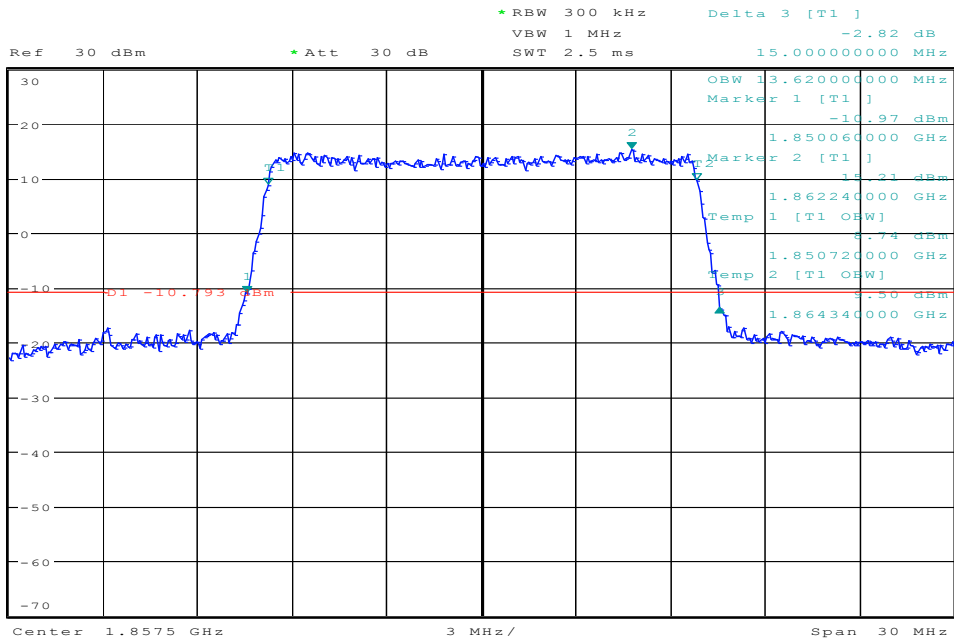
BW10MHz-1905MHz,Q16-50RB_LOW@OBW_9.04MHz@26dB_10.04MHz



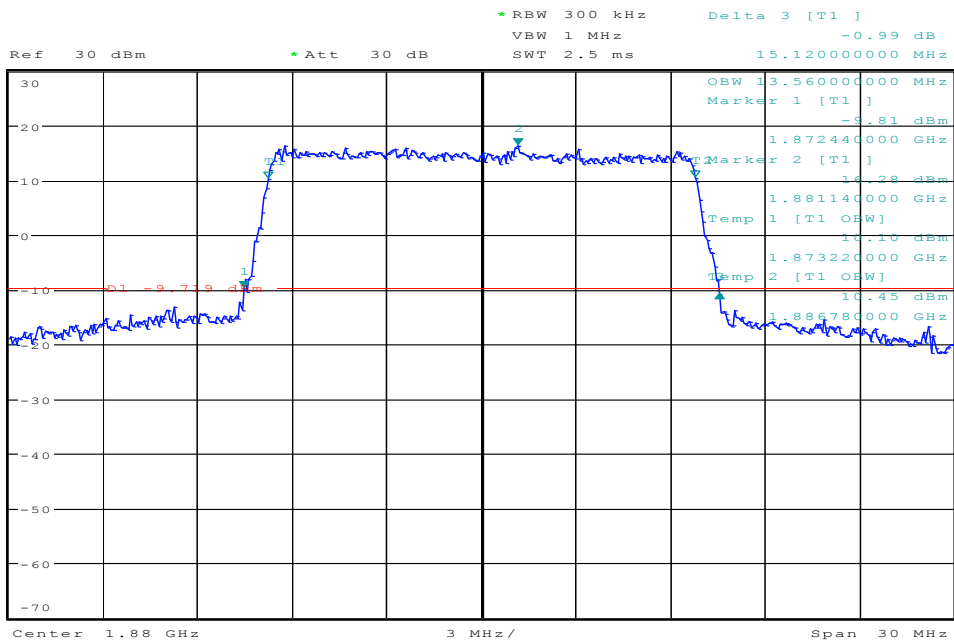
BW15MHz-1857.5MHz,QPSK-75RB_LOW@OBW_13.62MHz@26dB_15.12MHz



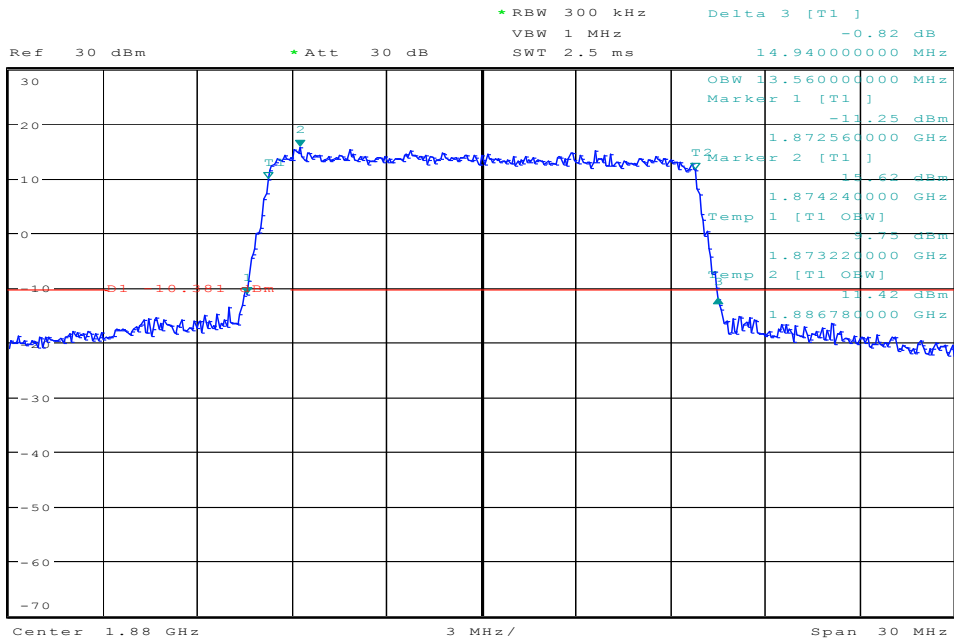
BW15MHz-1857.5MHz,Q16-75RB_LOW@OBW_13.62MHz@26dB_15.MHz



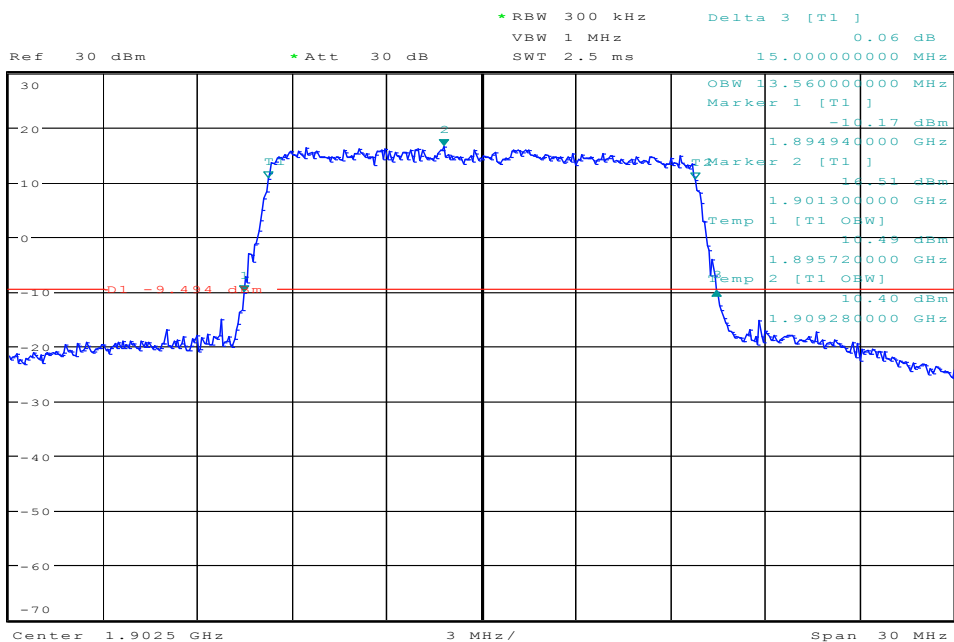
BW15MHz-1880MHz,QPSK-75RB_LOW@OBW_13.56MHz@26dB_15.12MHz



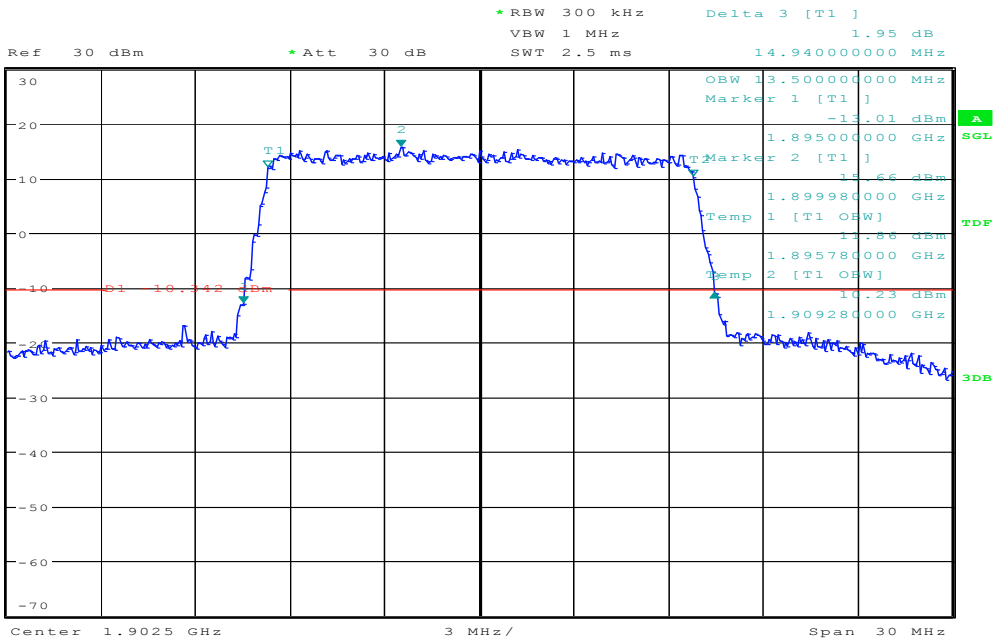
BW15MHz-1880MHz,Q16-75RB_LOW@OBW_13.56MHz@26dB_14.94MHz



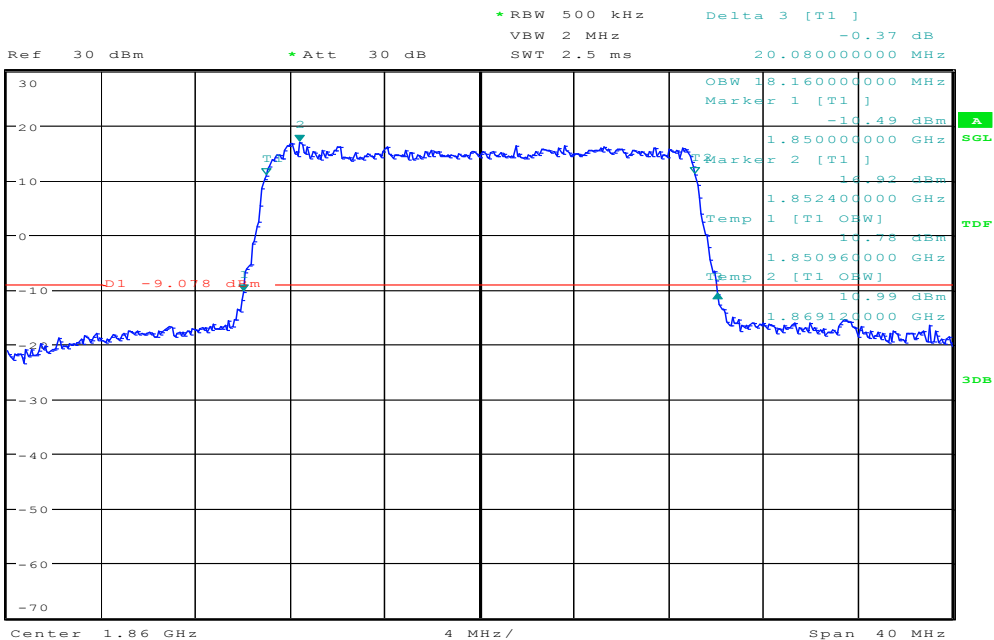
BW15MHz-1902.5MHz,QPSK-75RB_LOW@OBW_13.56MHz@26dB_15.MHz



BW15MHz-1902.5MHz,Q16-75RB_LOW@OBW_13.5MHz@26dB_14.94MHz



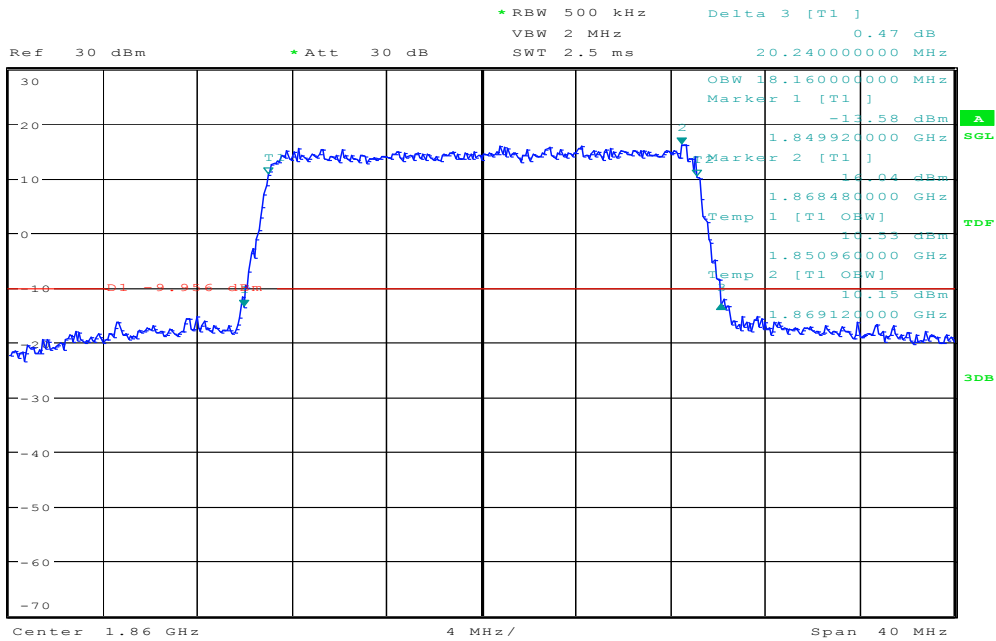
BW20MHz-1860MHz,QPSK-100RB_LOW@OBW_18.16MHz@26dB_20.08MHz



BW20MHz-1860MHz,Q16-100RB_LOW@OBW_18.16MHz@26dB_20.24MHz



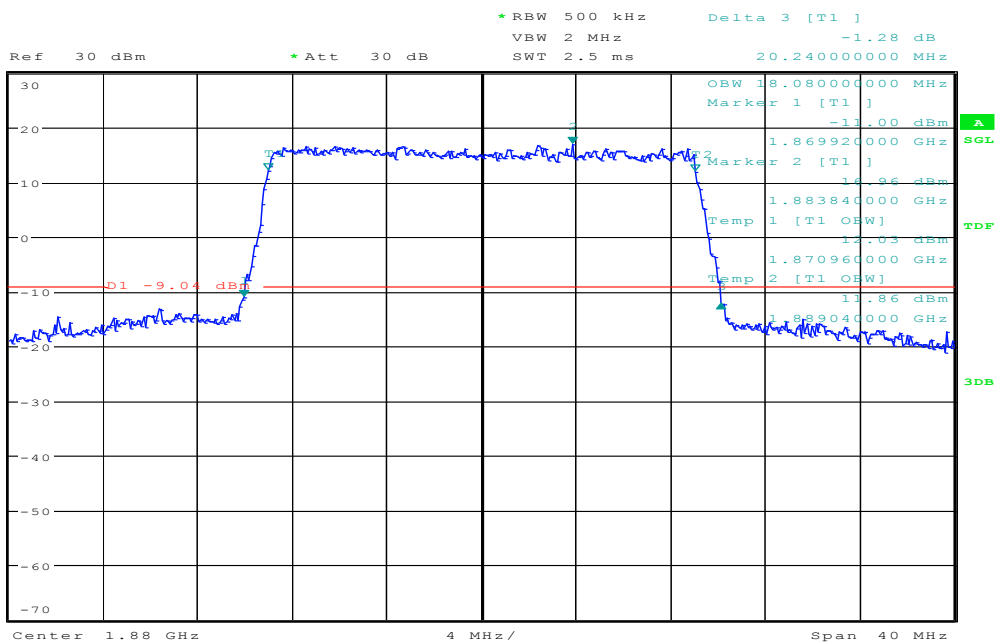
1 PK
MAXH



BW20MHz-1880MHz,QPSK-100RB_LOW@OBW_18.08MHz@26dB_20.24MHz



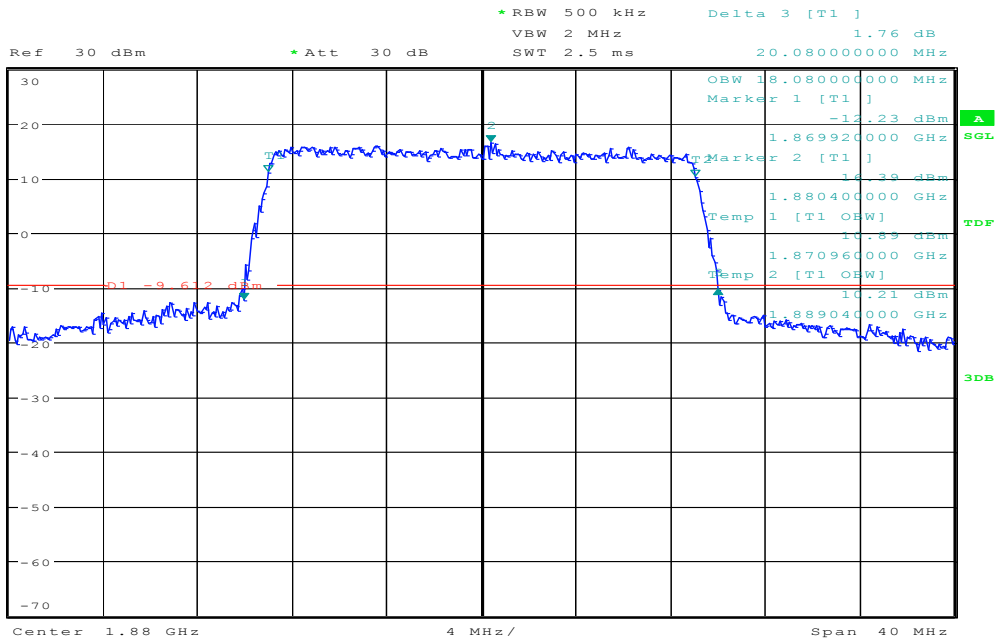
1 PK
MAXH



BW20MHz-1880MHz,Q16-100RB_LOW@OBW_18.08MHz@26dB_20.08MHz



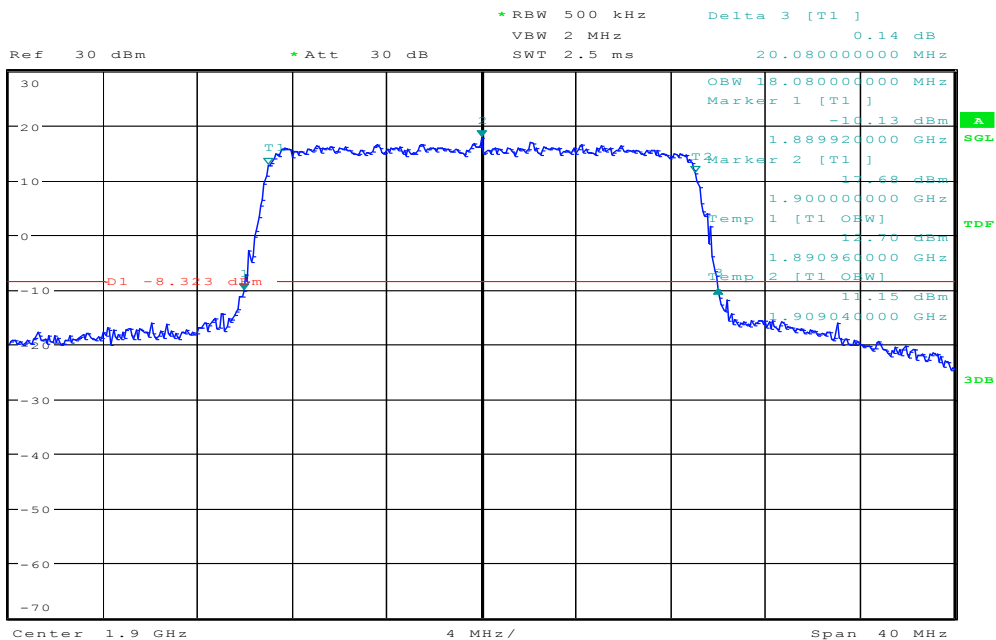
1 PK
MAXH



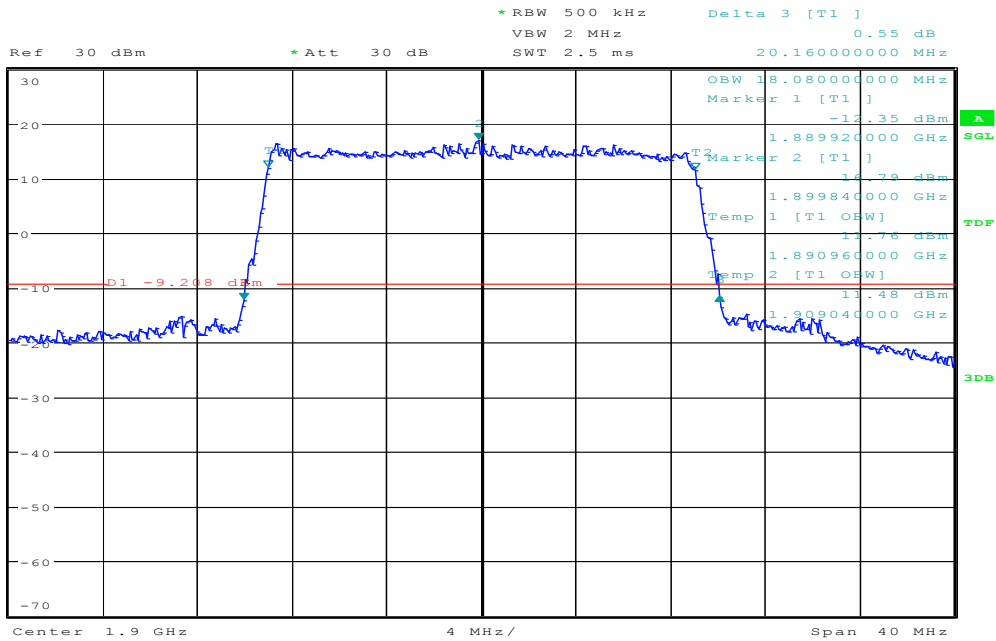
BW20MHz-1900MHz,QPSK-100RB_LOW@OBW_18.08MHz@26dB_20.08MHz



1 PK
MAXH

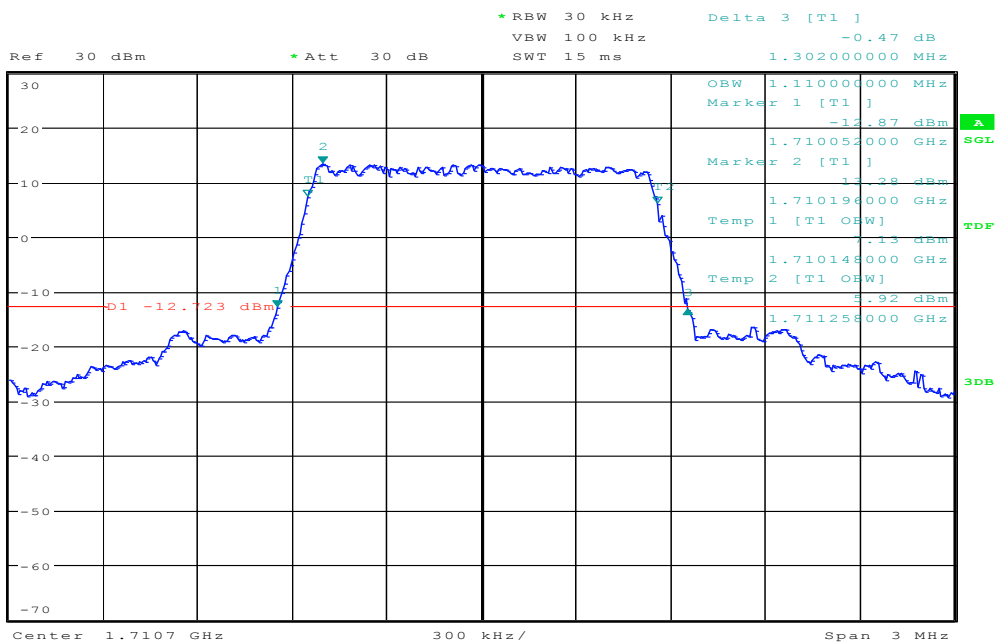


BW20MHz-1900MHz,Q16-100RB_LOW@OBW_18.08MHz@26dB_20.16MHz

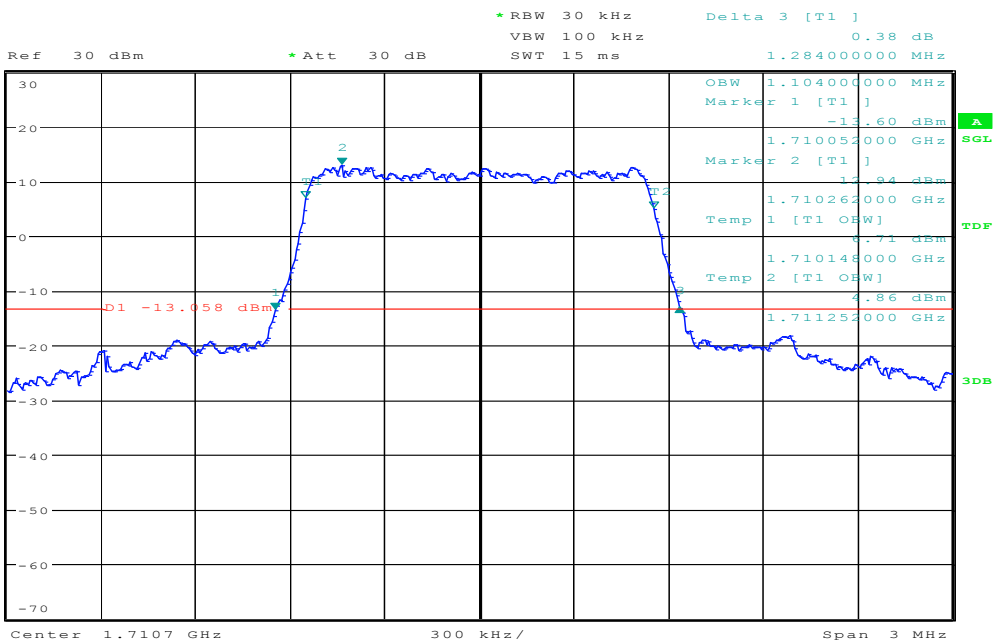


BAND 4@Bandwidth

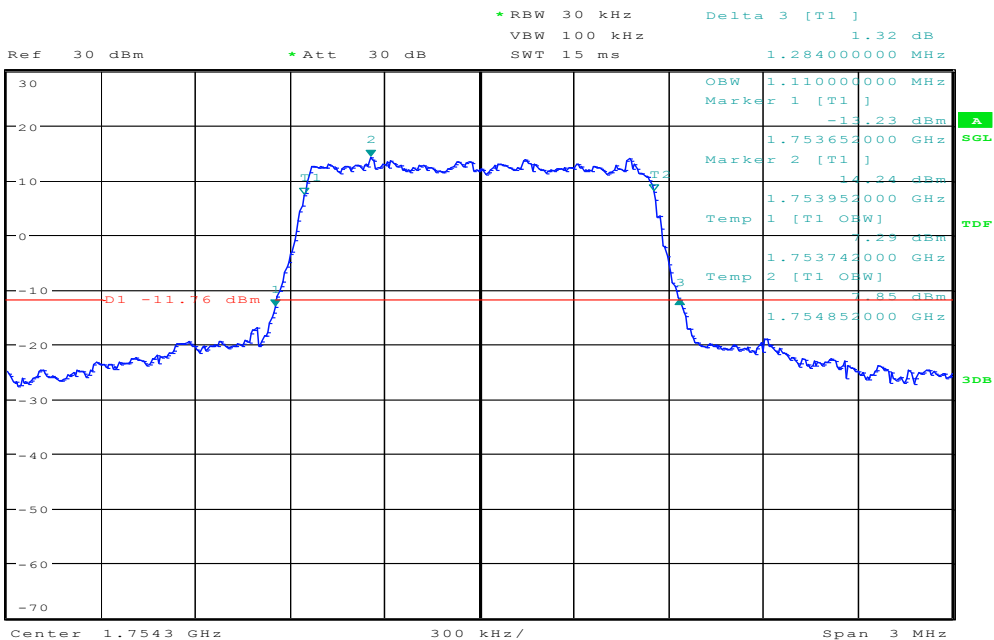
BW1.4MHz-1710.7MHz,QPSK-6RB_LOW@OBW_1.11MHz@26dB_1.302MHz



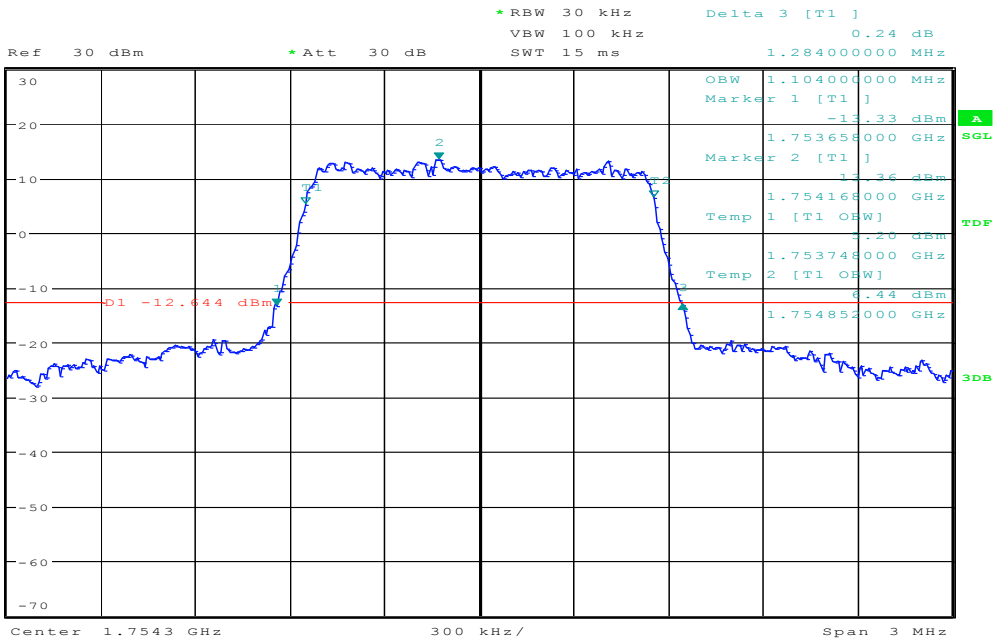
BW1.4MHz-1710.7MHz,Q16-6RB_LOW@OBW_1.104MHz@26dB_1.284MHz



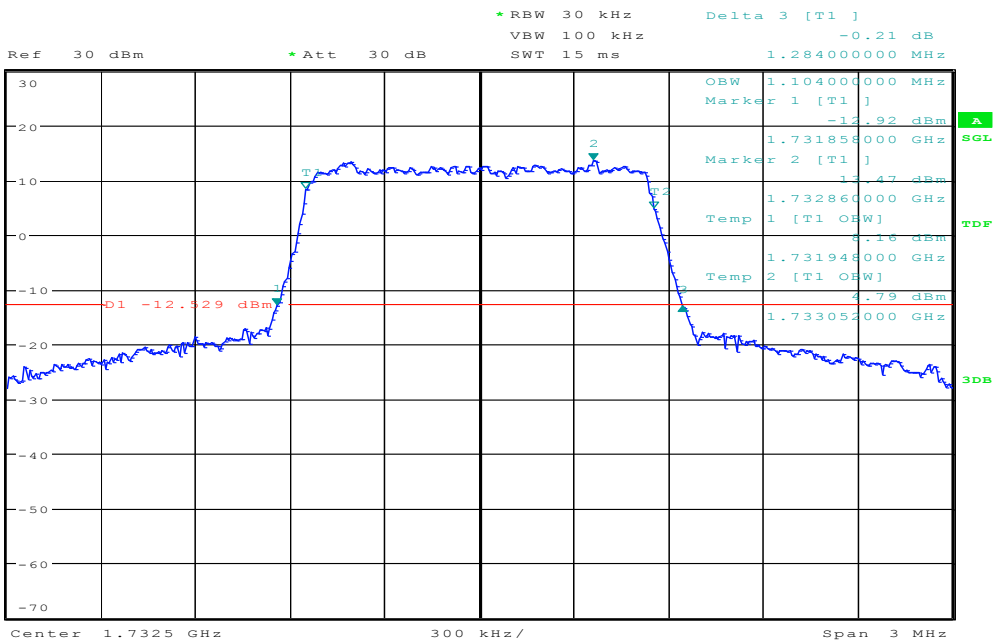
BW1.4MHz-1754.3MHz,QPSK-6RB_LOW@OBW_1.11MHz@26dB_1.284MHz



BW1.4MHz-1754.3MHz,Q16-6RB_LOW@OBW_1.104MHz@26dB_1.284MHz



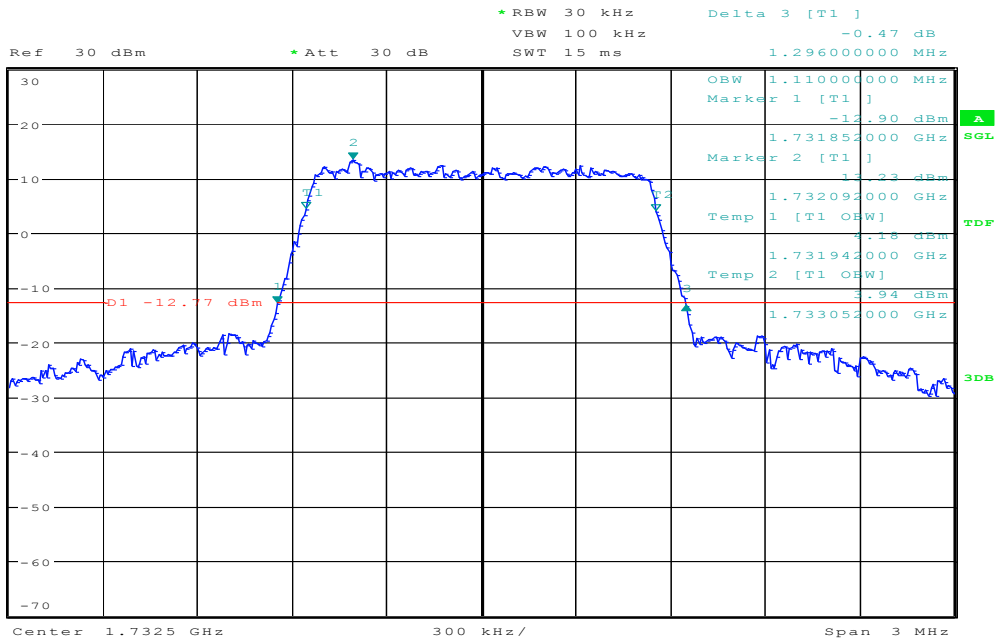
BW1.4MHz-1732.5MHz,QPSK-6RB_LOW@OBW_1.104MHz@26dB_1.284MHz



BW1.4MHz-1732.5MHz,Q16-6RB_LOW@OBW_1.11MHz@26dB_1.296MHz



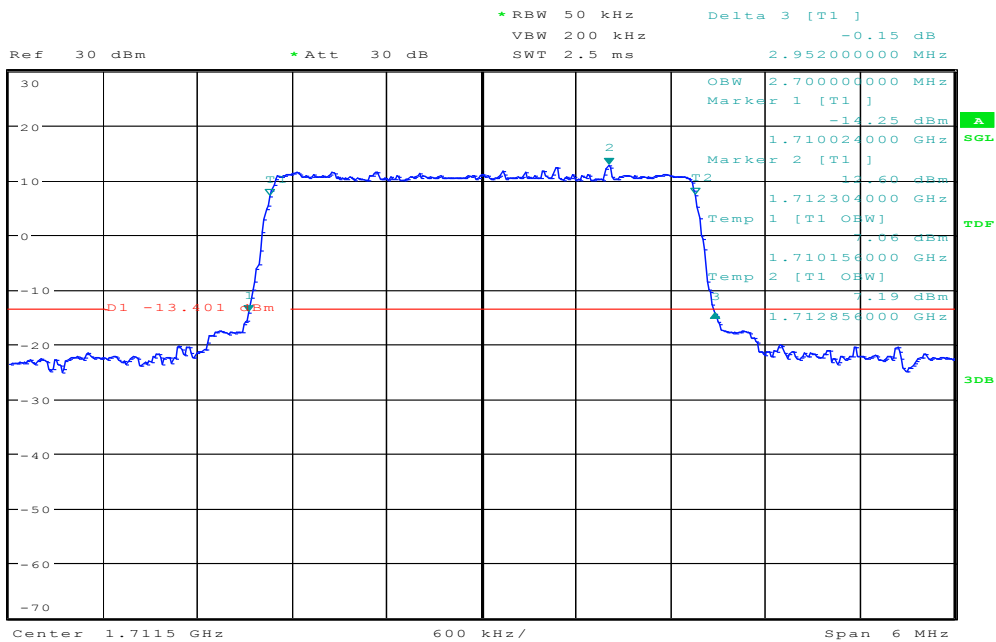
1 PK
MAXH



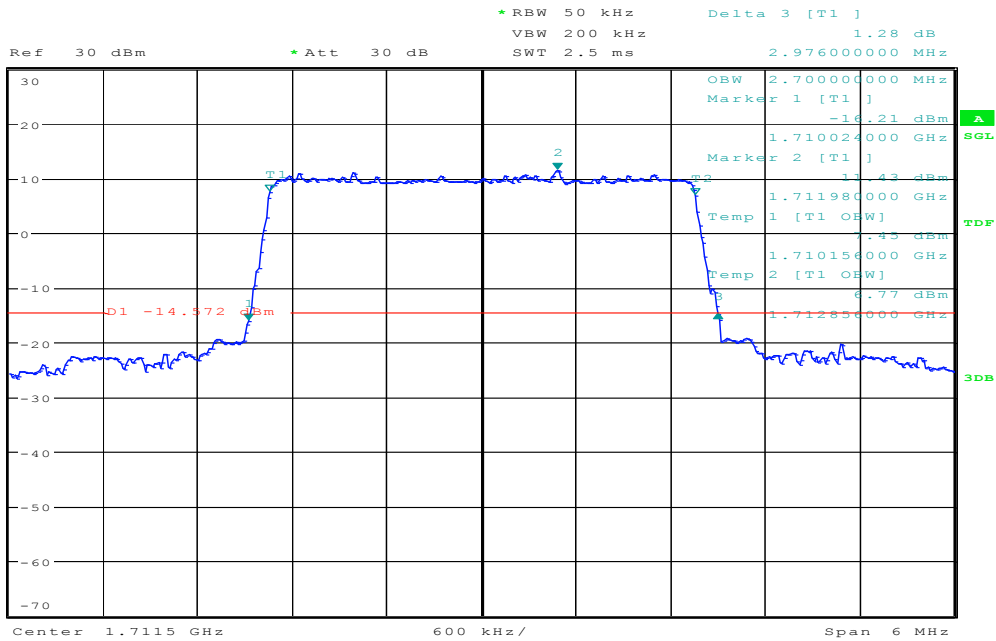
BW3MHz-1711.5MHz,QPSK-15RB_LOW@OBW_2.7MHz@26dB_2.952MHz



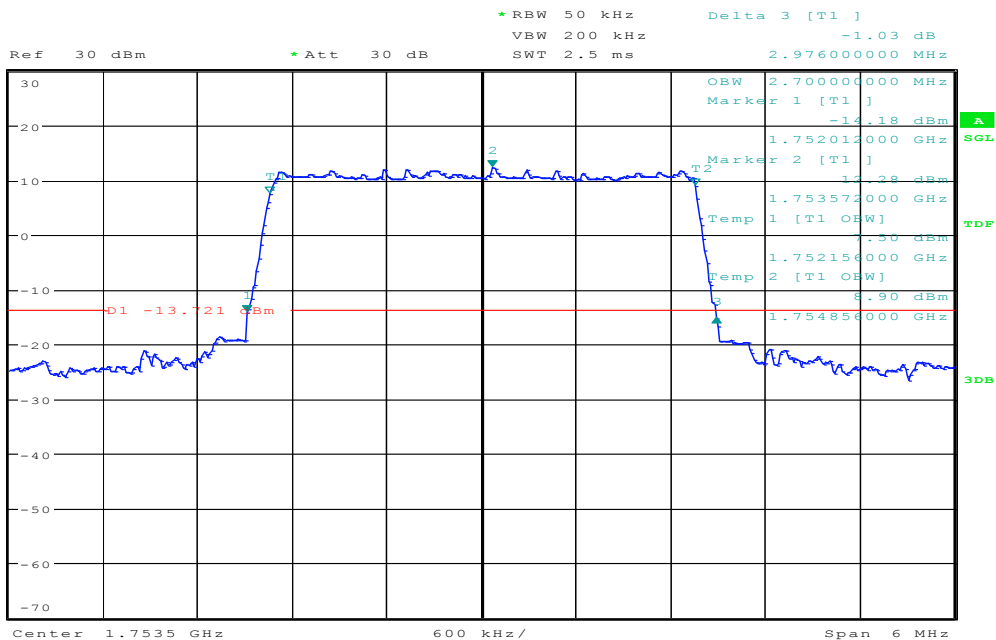
1 PK
MAXH



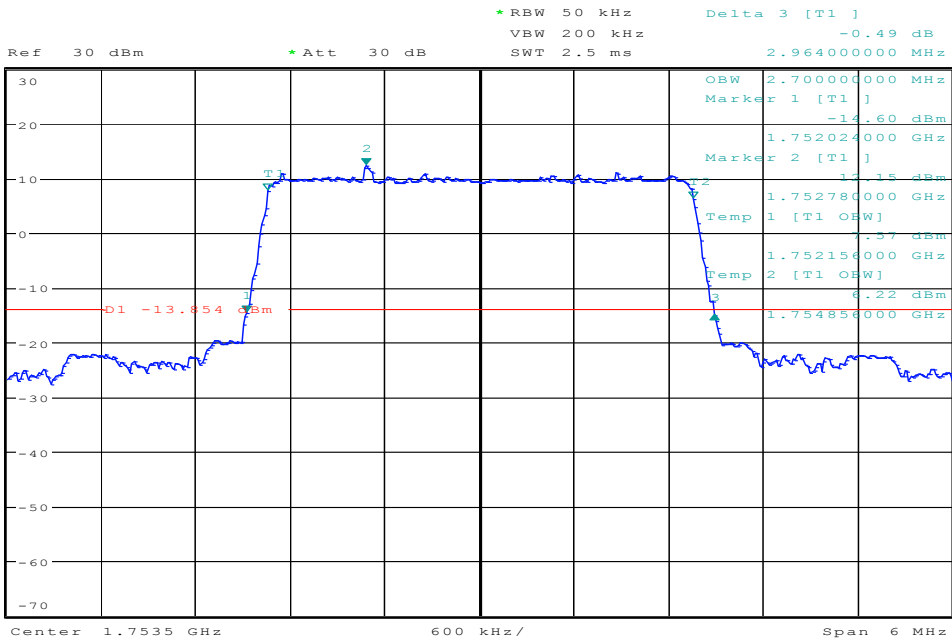
BW3MHz-1711.5MHz,Q16-15RB_LOW@OBW_2.7MHz@26dB_2.976MHz



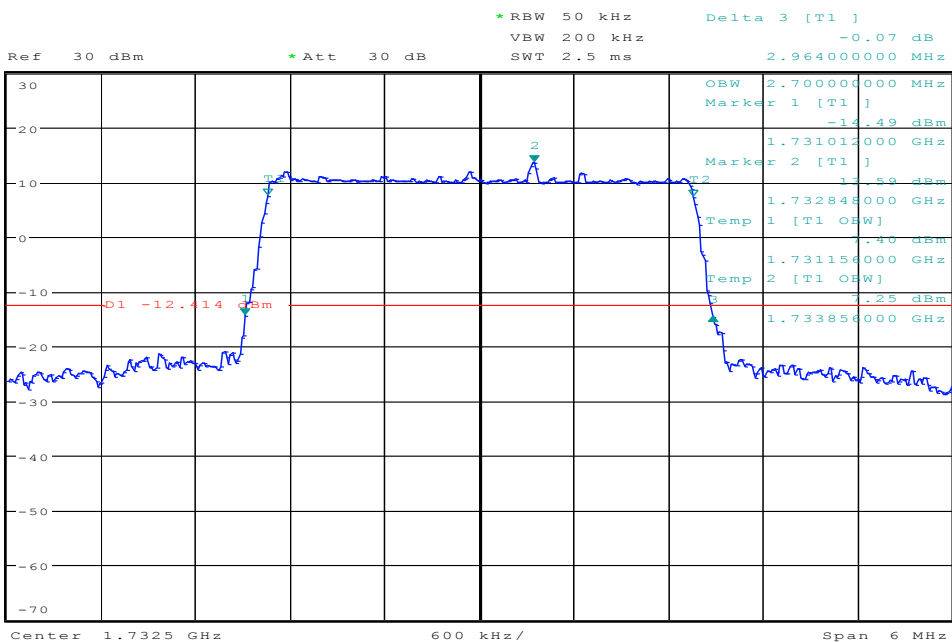
BW3MHz-1753.5MHz,QPSK-15RB_LOW@OBW_2.7MHz@26dB_2.976MHz



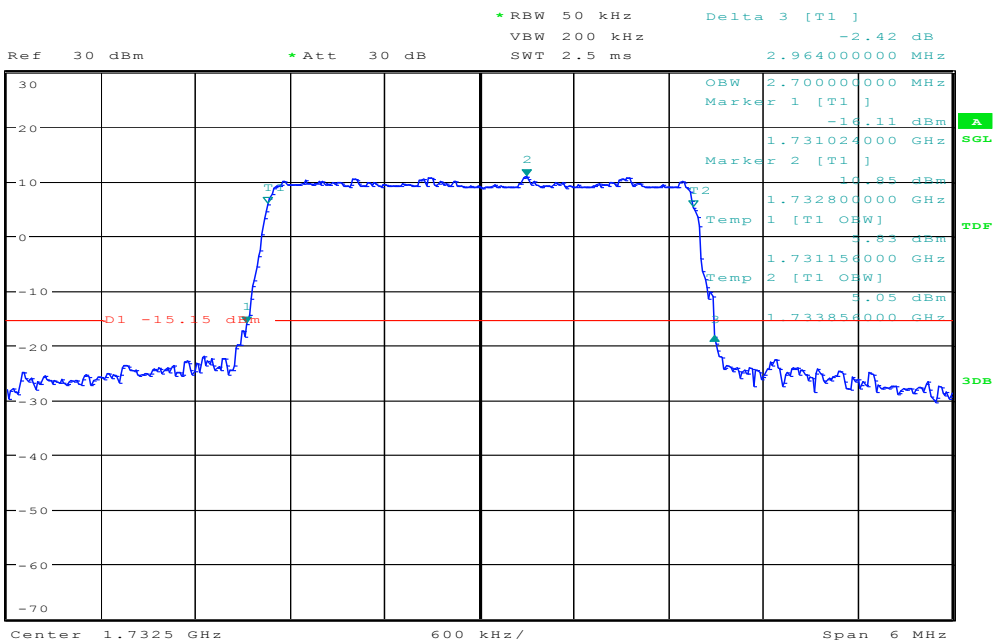
BW3MHz-1753.5MHz,Q16-15RB_LOW@OBW_2.7MHz@26dB_2.964MHz



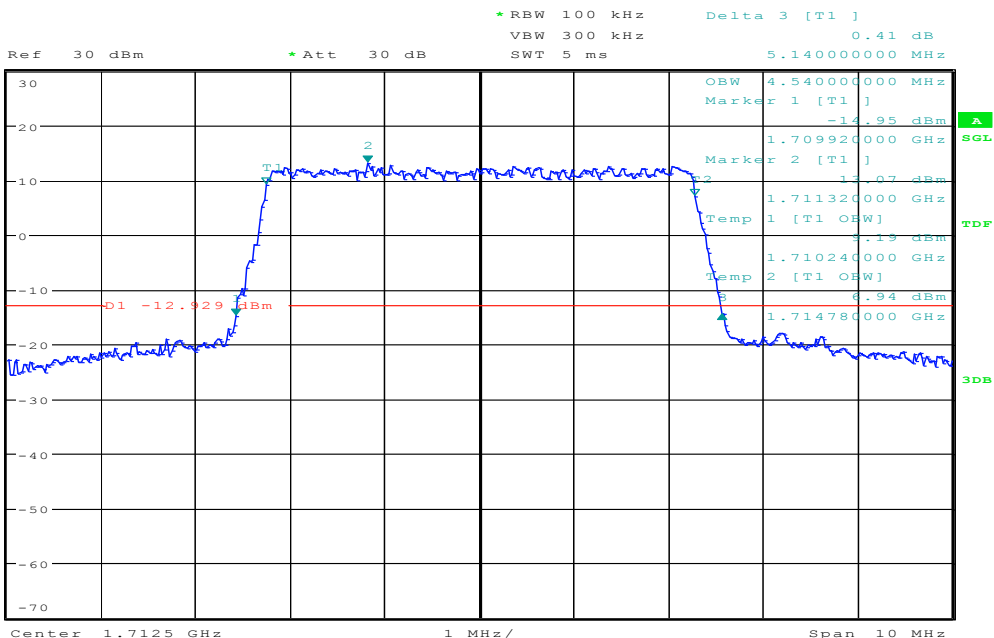
BW3MHz-1732.5MHz,QPSK-15RB_LOW@OBW_2.7MHz@26dB_2.964MHz



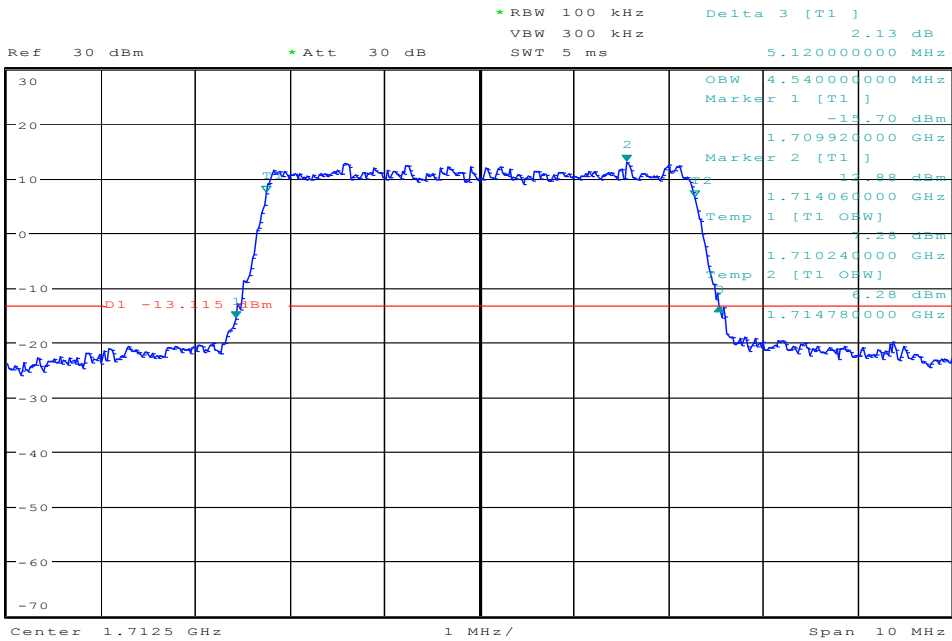
BW3MHz-1732.5MHz,Q16-15RB_LOW@OBW_2.7MHz@26dB_2.964MHz



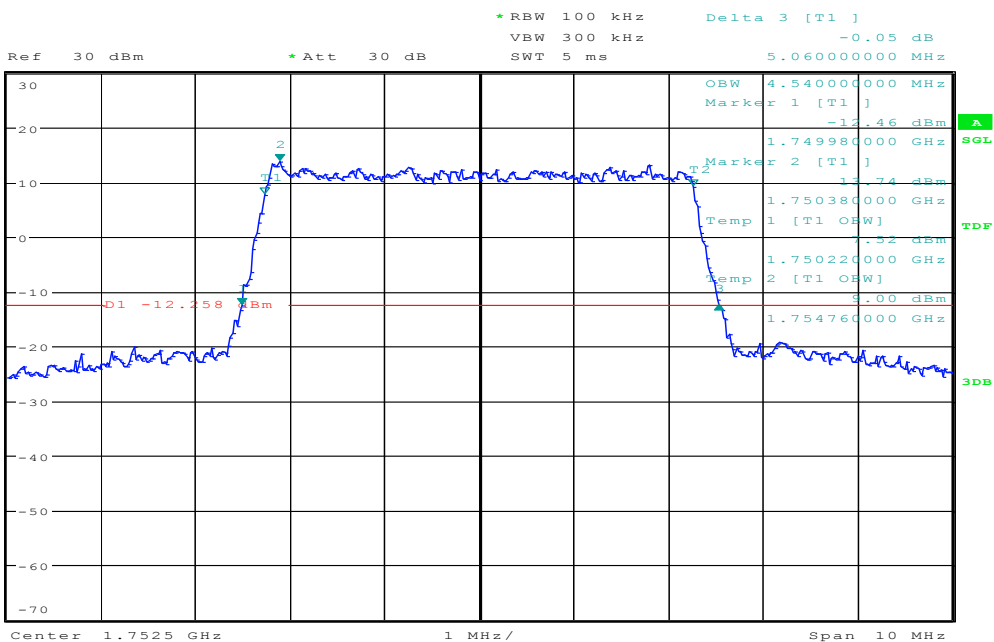
BW5MHz-1712.5MHz,QPSK-25RB_LOW@OBW_4.54MHz@26dB_5.14MHz



BW5MHz-1712.5MHz,Q16-25RB_LOW@OBW_4.54MHz@26dB_5.12MHz



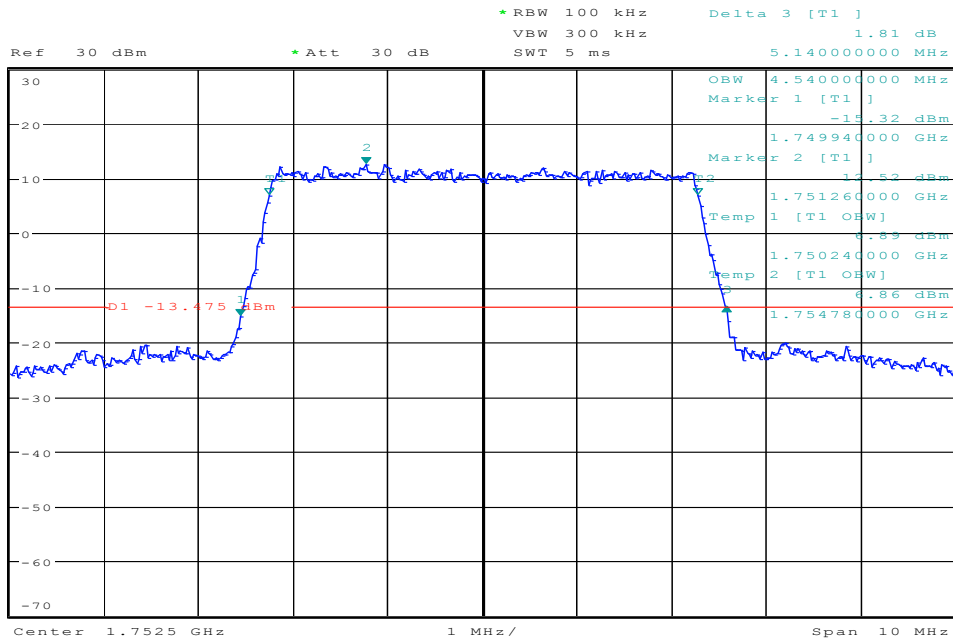
BW5MHz-1752.5MHz,QPSK-25RB_LOW@OBW_4.54MHz@26dB_5.06MHz



BW5MHz-1752.5MHz,Q16-25RB_LOW@OBW_4.54MHz@26dB_5.14MHz



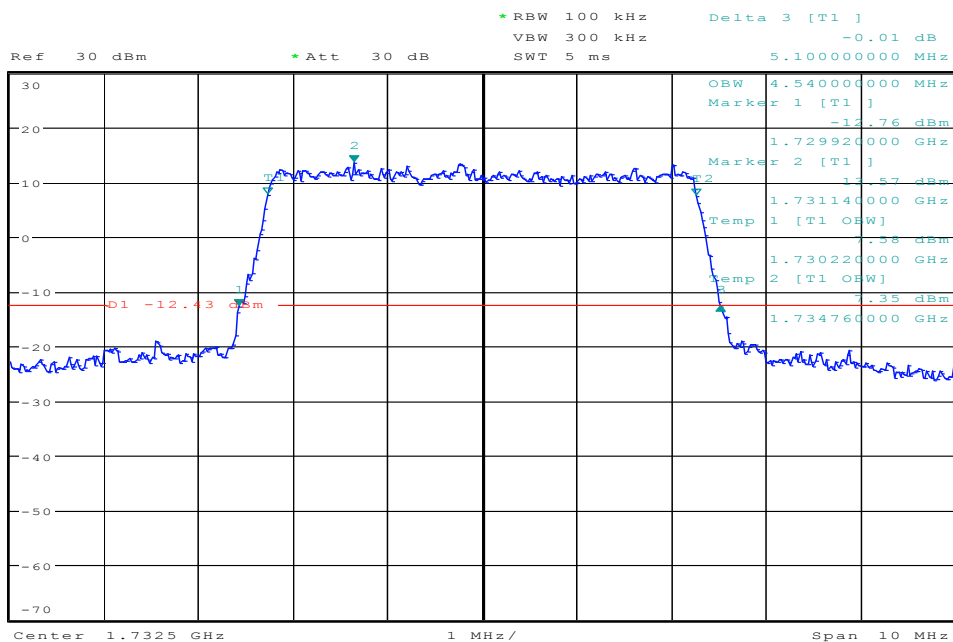
1 PK
MAXH



BW5MHz-1732.5MHz,QPSK-25RB_LOW@OBW_4.54MHz@26dB_5.1MHz



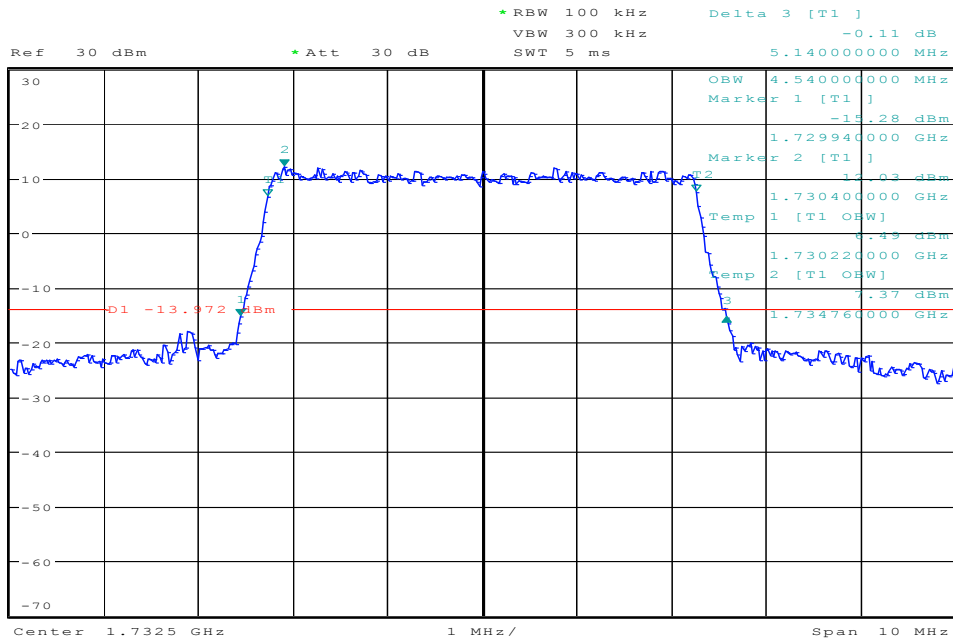
1 PK
MAXH



BW5MHz-1732.5MHz,Q16-25RB_LOW@OBW_4.54MHz@26dB_5.14MHz



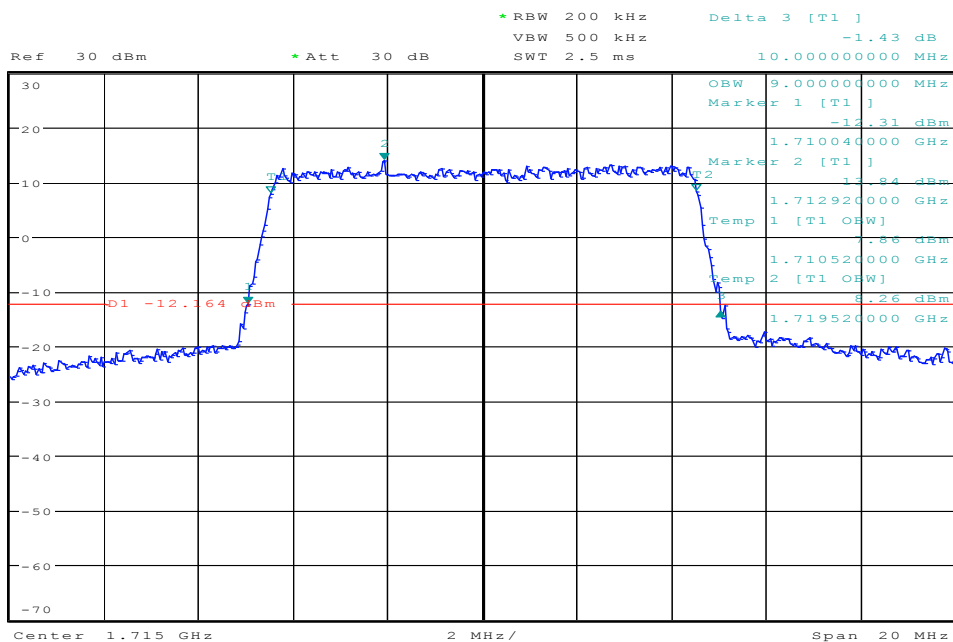
1 PK
MAXH



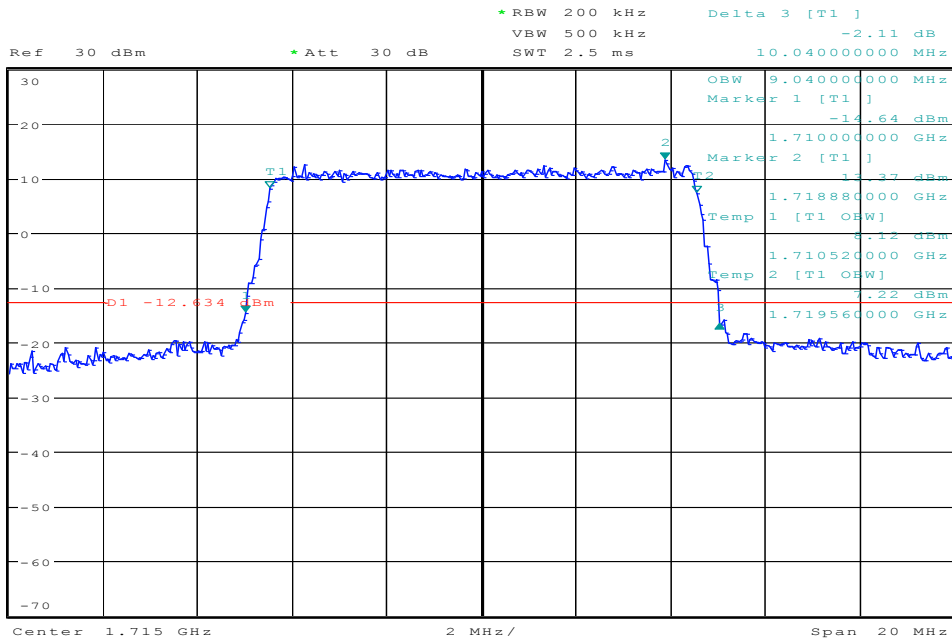
BW10MHz-1715MHz,QPSK-50RB_LOW@OBW_9.MHz@26dB_10.MHz



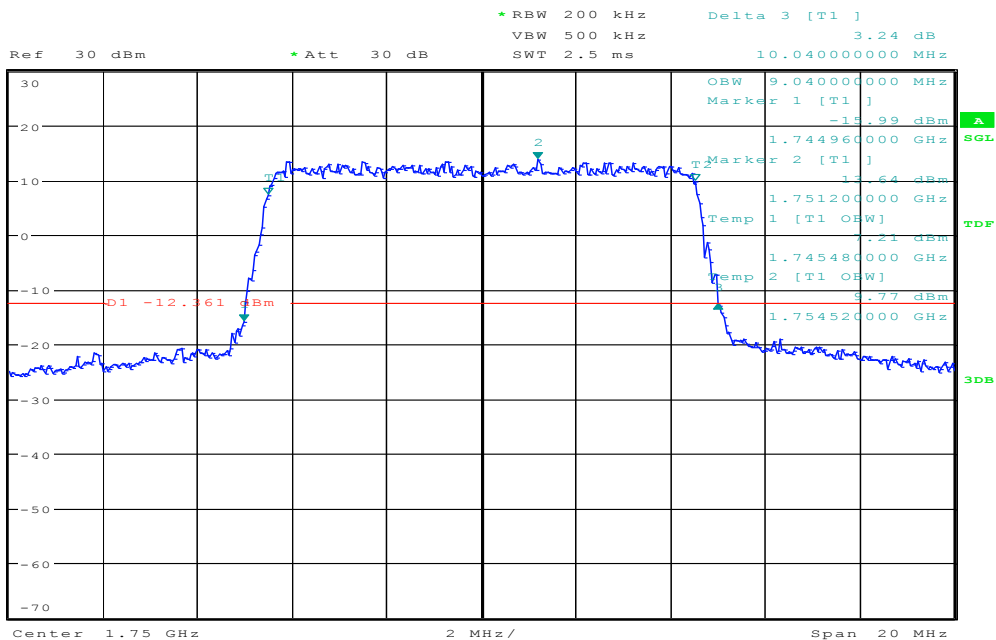
1 PK
MAXH



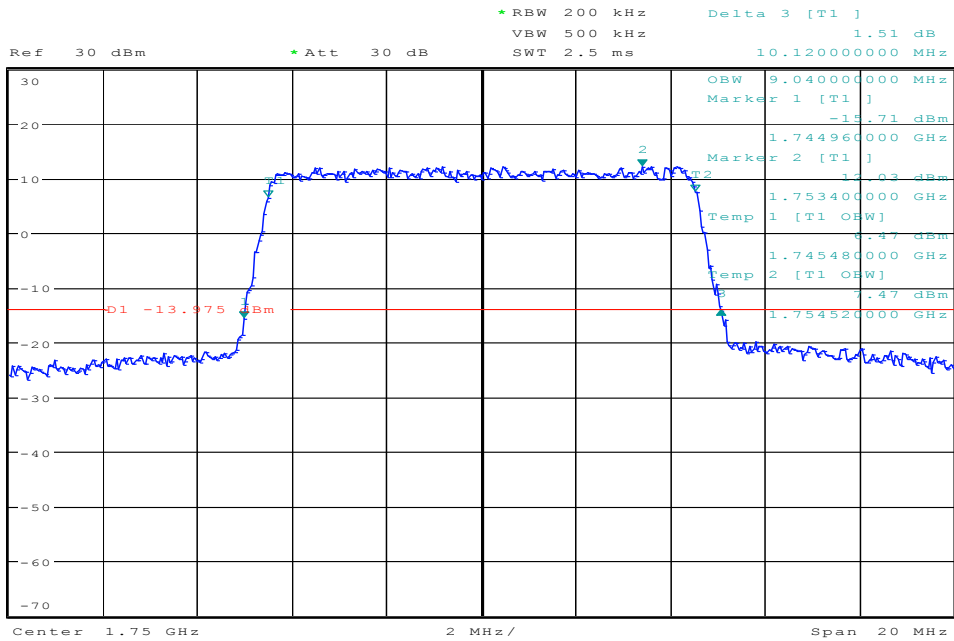
BW10MHz-1715MHz,Q16-50RB_LOW@OBW_9.04MHz@26dB_10.04MHz



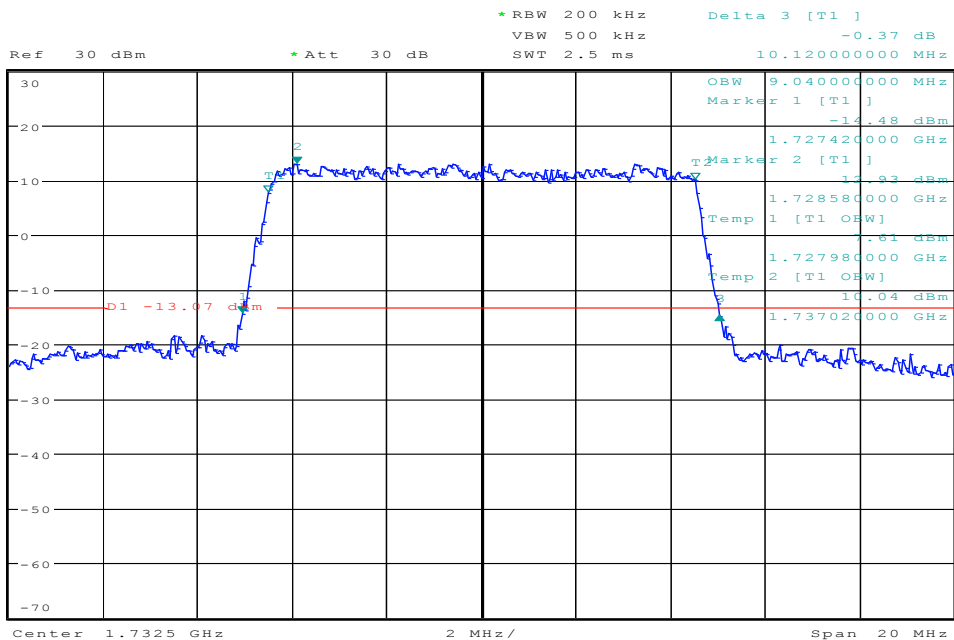
BW10MHz-1750MHz,QPSK-50RB_LOW@OBW_9.04MHz@26dB_10.04MHz



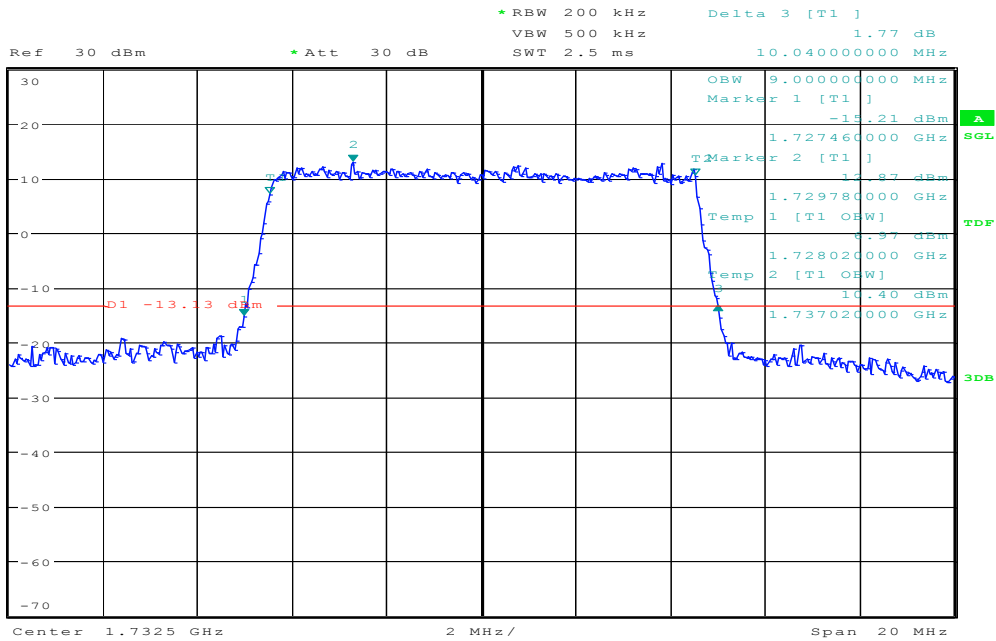
BW10MHz-1750MHz,Q16-50RB_LOW@OBW_9.04MHz@26dB_10.12MHz



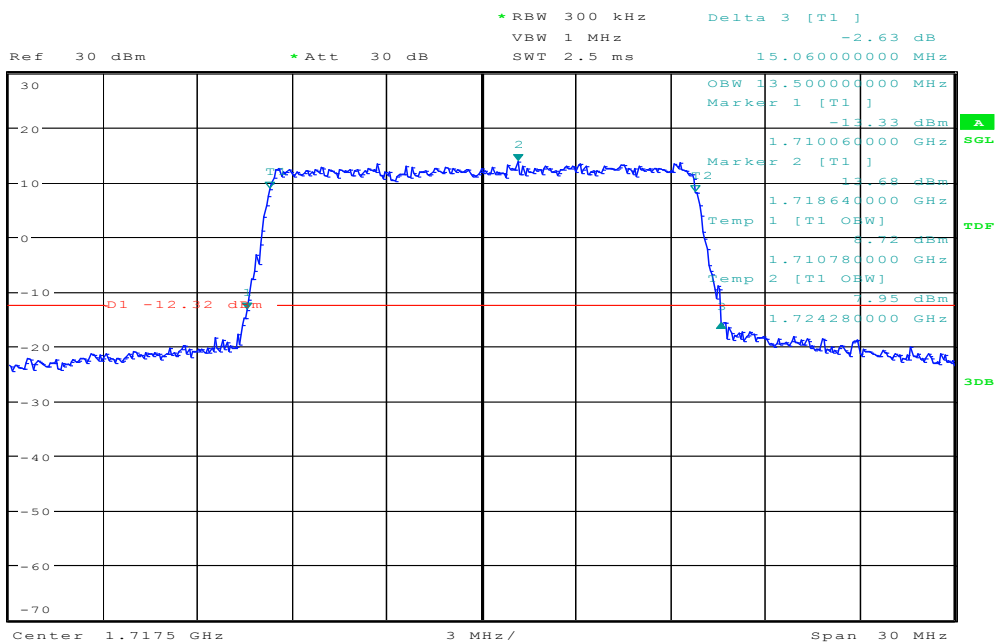
BW10MHz-1732.5MHz,QPSK-50RB_LOW@OBW_9.04MHz@26dB_10.12MHz



BW10MHz-1732.5MHz,Q16-50RB_LOW@OBW_9.MHz@26dB_10.04MHz



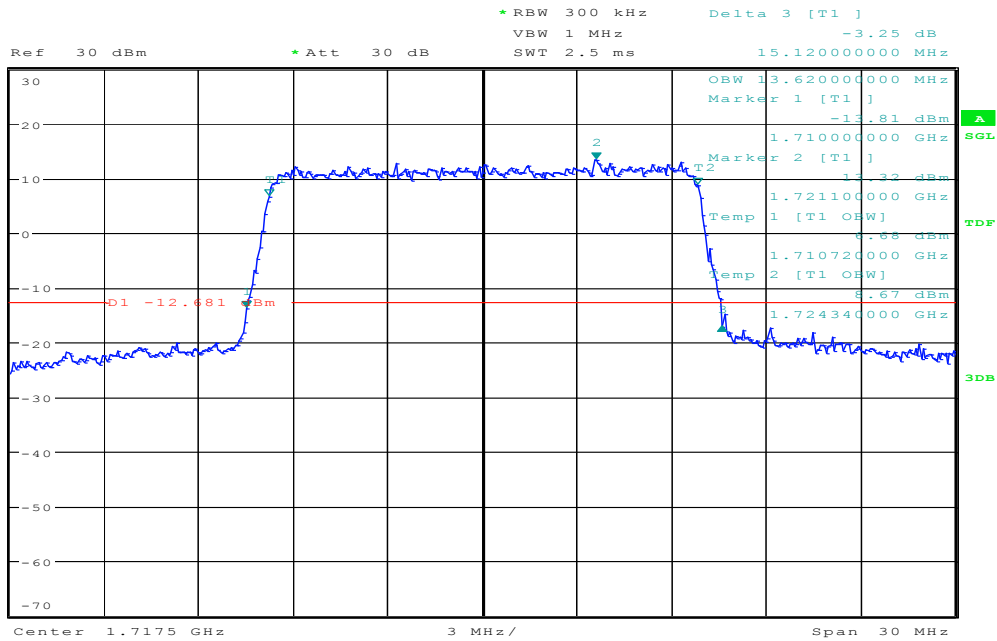
BW15MHz-1717.5MHz,QPSK-75RB_LOW@OBW_13.5MHz@26dB_15.06MHz



BW15MHz-1717.5MHz,Q16-75RB_LOW@OBW_13.62MHz@26dB_15.12MHz



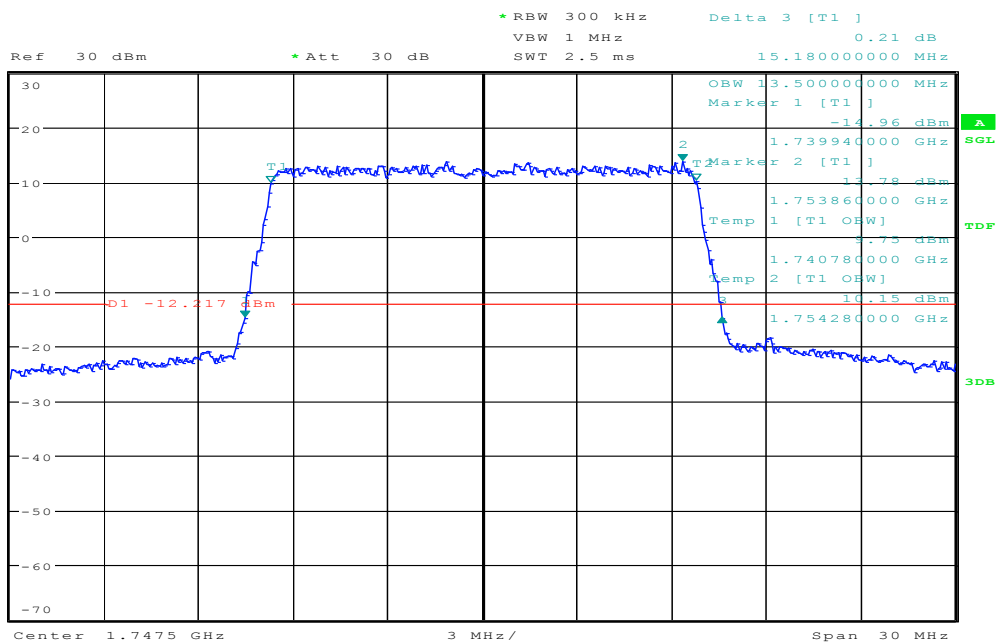
1 PK
MAXH



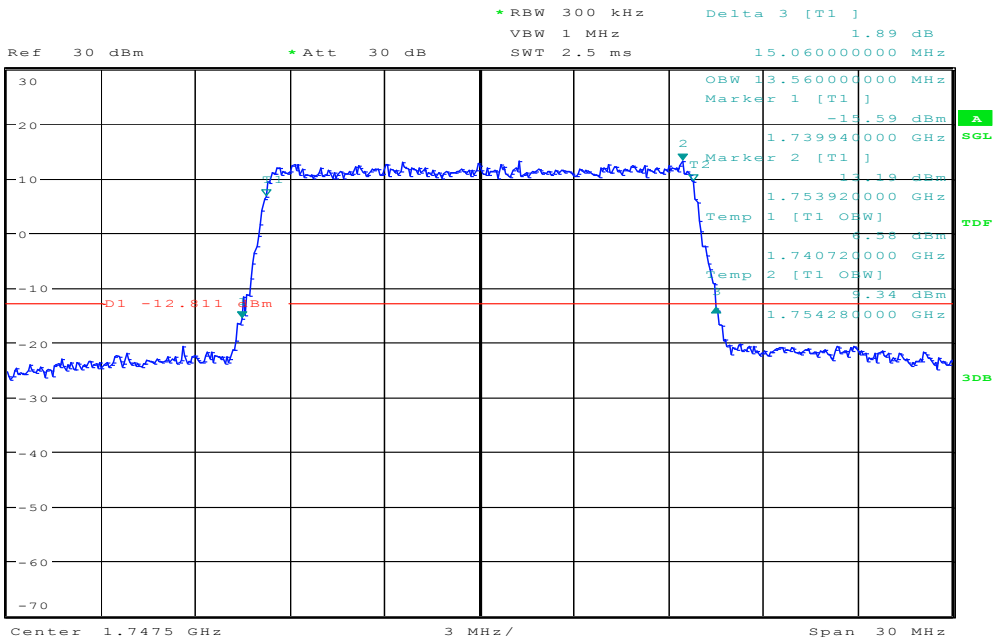
BW15MHz-1747.5MHz,QPSK-75RB_LOW@OBW_13.5MHz@26dB_15.18MHz



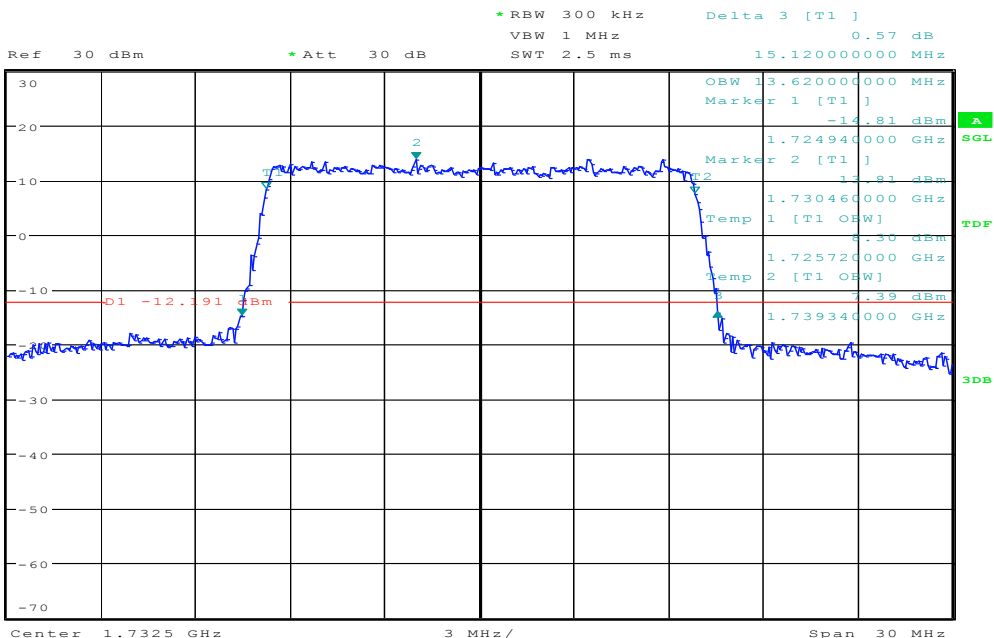
1 PK
MAXH



BW15MHz-1747.5MHz,Q16-75RB_LOW@OBW_13.56MHz@26dB_15.06MHz



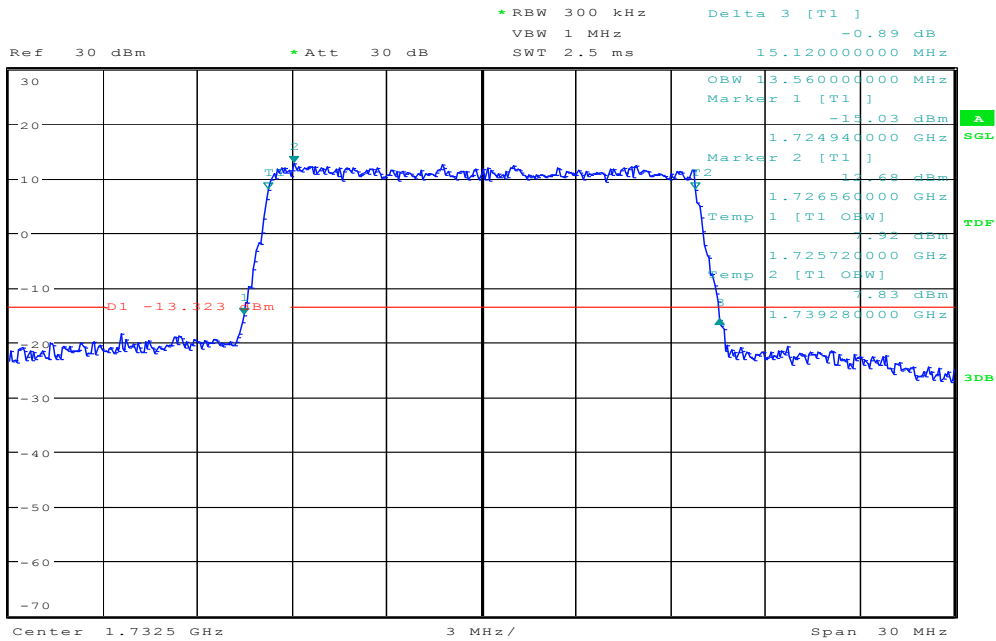
BW15MHz-1732.5MHz,QPSK-75RB_LOW@OBW_13.62MHz@26dB_15.12MHz



BW15MHz-1732.5MHz,Q16-75RB_LOW@OBW_13.56MHz@26dB_15.12MHz



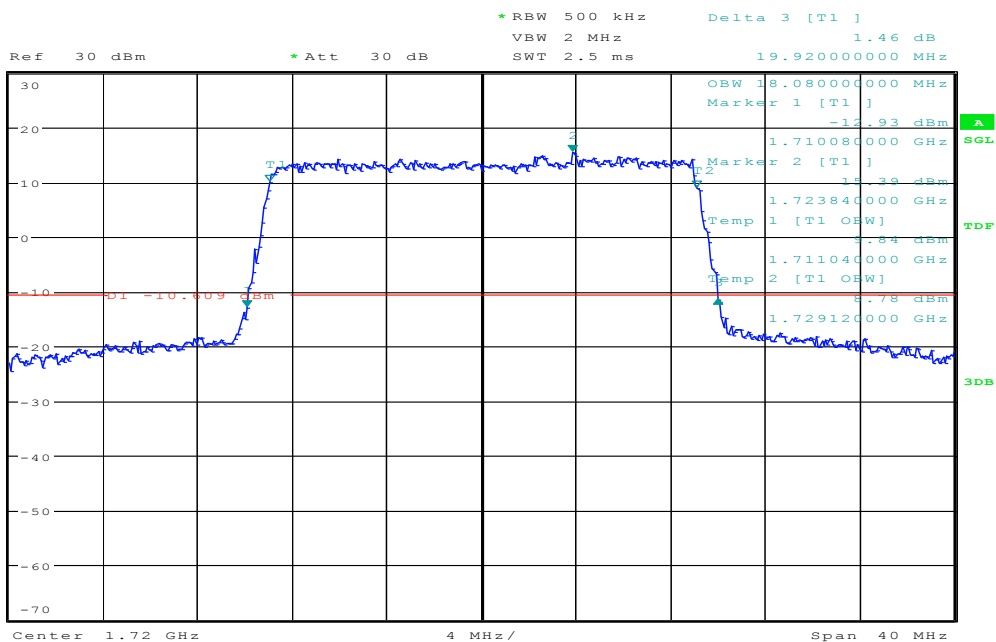
1 PK
MAXH



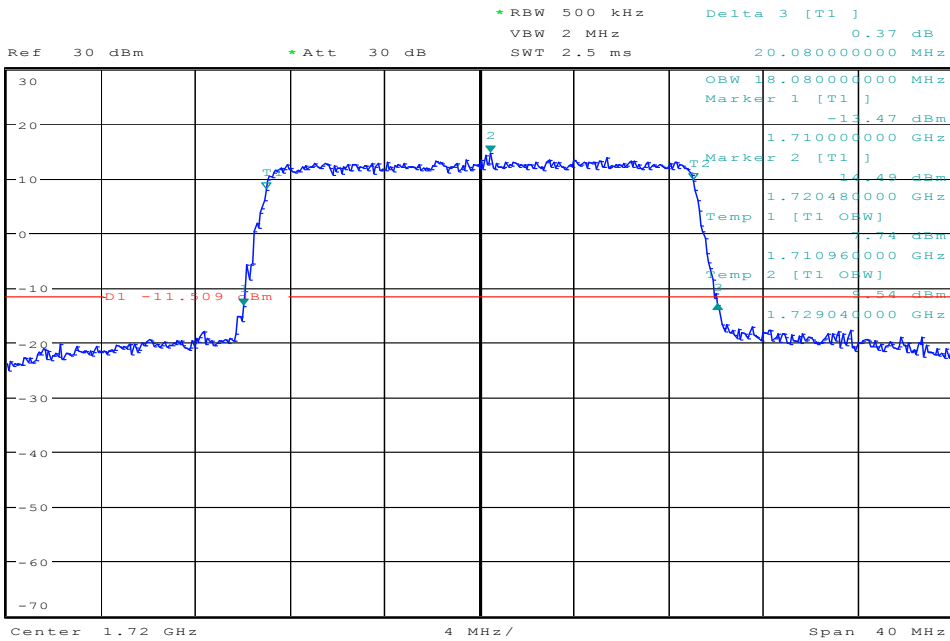
BW20MHz-1720MHz,QPSK-100RB_LOW@OBW_18.08MHz@26dB_19.92MHz



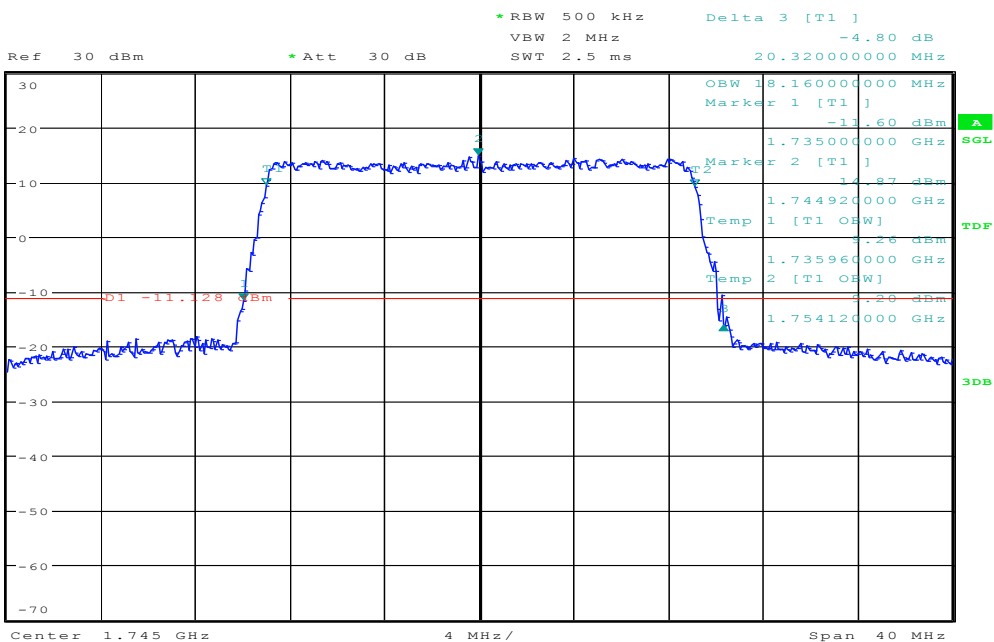
1 PK
MAXH



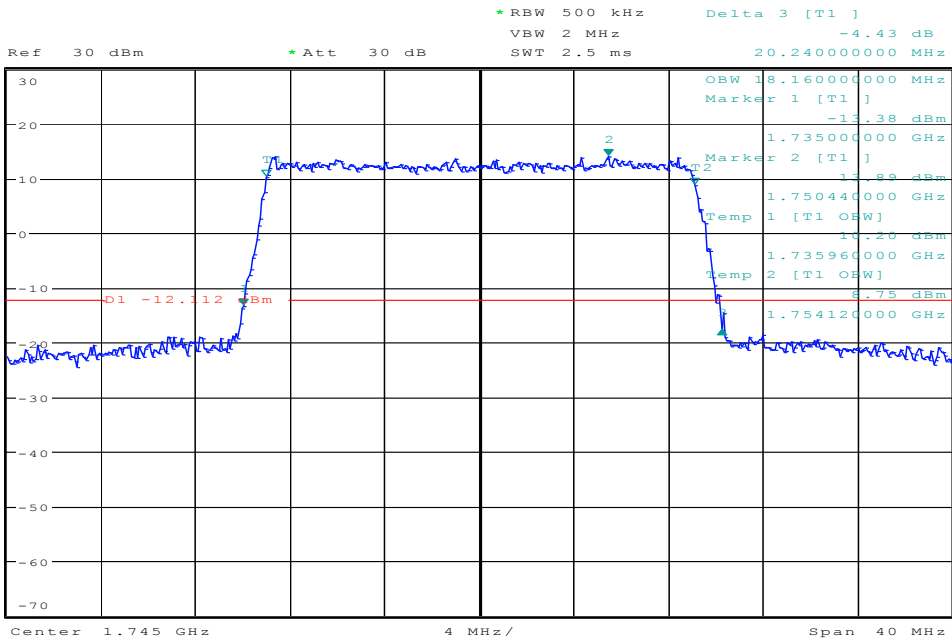
BW20MHz-1720MHz,Q16-100RB_LOW@OBW_18.08MHz@26dB_20.08MHz



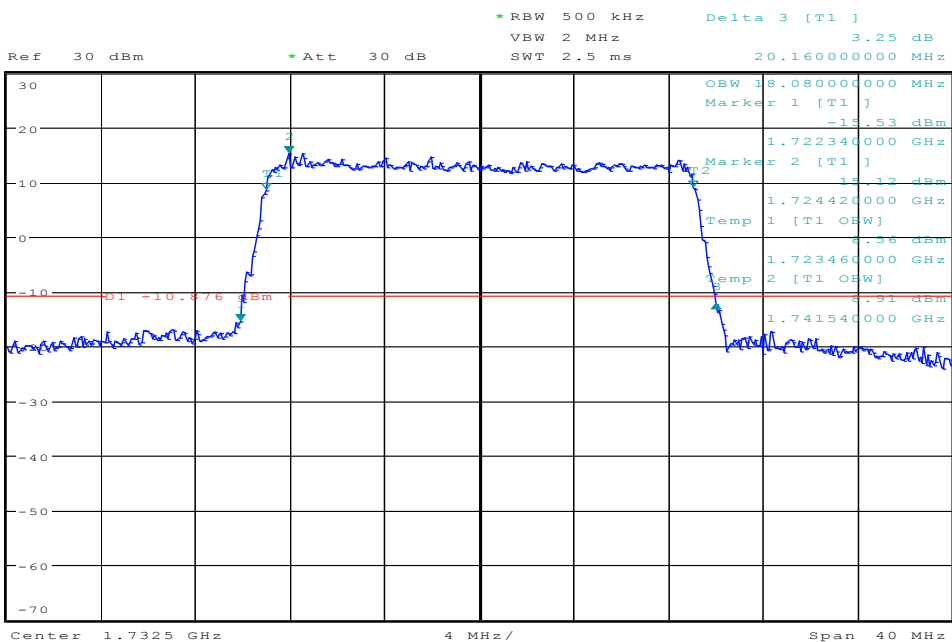
BW20MHz-1745MHz,QPSK-100RB_LOW@OBW_18.16MHz@26dB_20.32MHz



BW20MHz-1745MHz,Q16-100RB_LOW@OBW_18.16MHz@26dB_20.24MHz



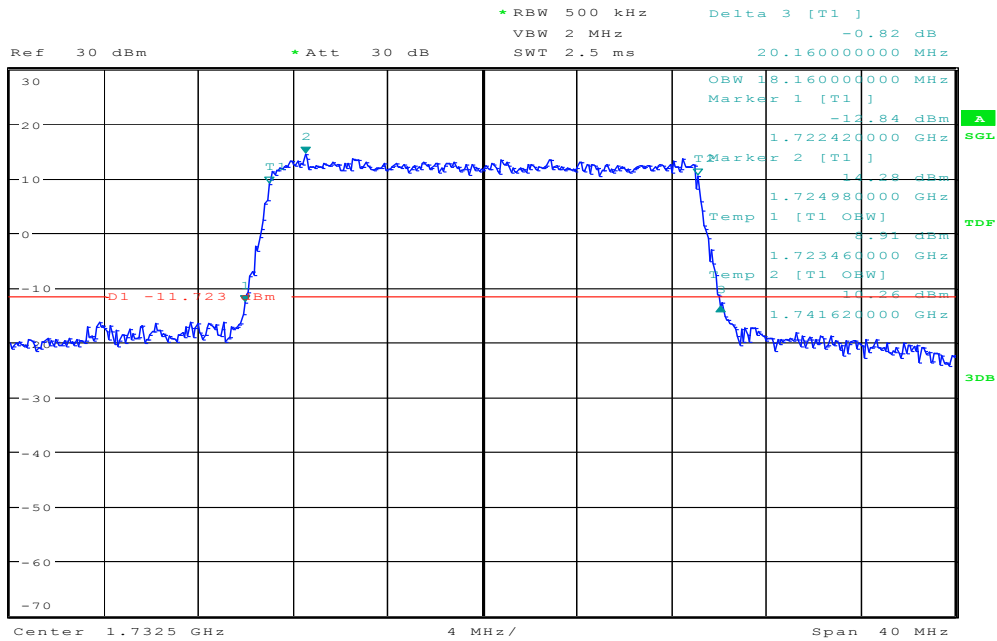
BW20MHz-1732.5MHz,QPSK-100RB_LOW@OBW_18.08MHz@26dB_20.16MHz



BW20MHz-1732.5MHz,Q16-100RB_LOW@OBW_18.16MHz@26dB_20.16MHz



1 PK
MAXH

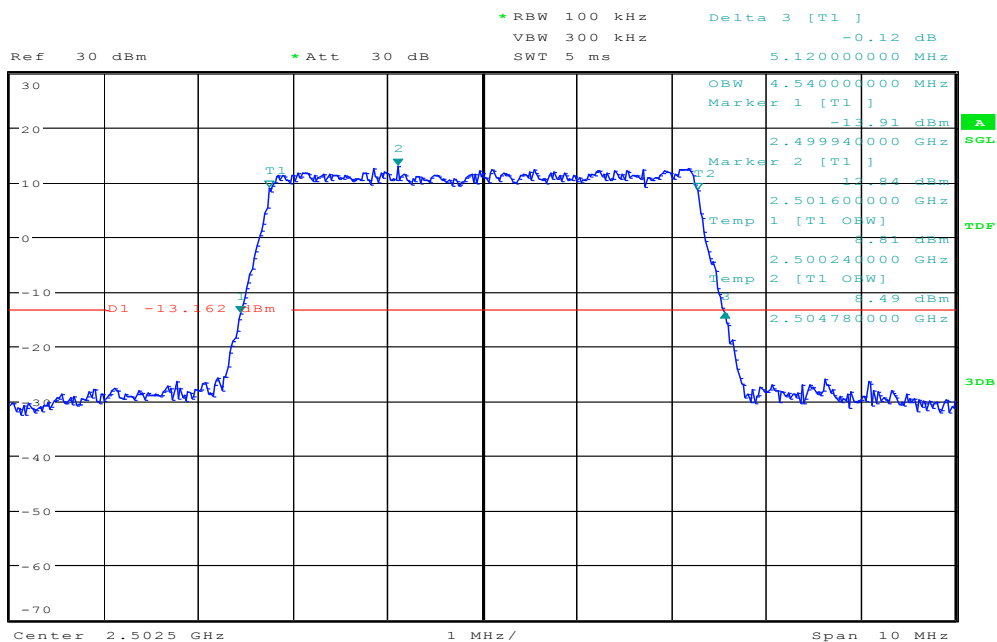


BAND 7@Bandwidth

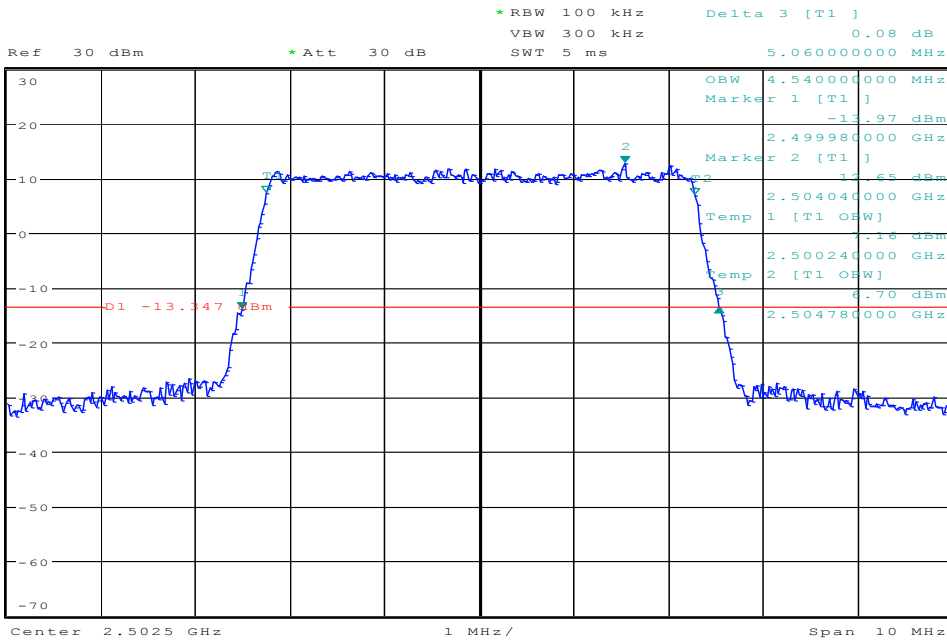
BW5MHz-2502.5MHz,QPSK-25RB_LOW@OBW_4.54MHz@26dB_5.12MHz



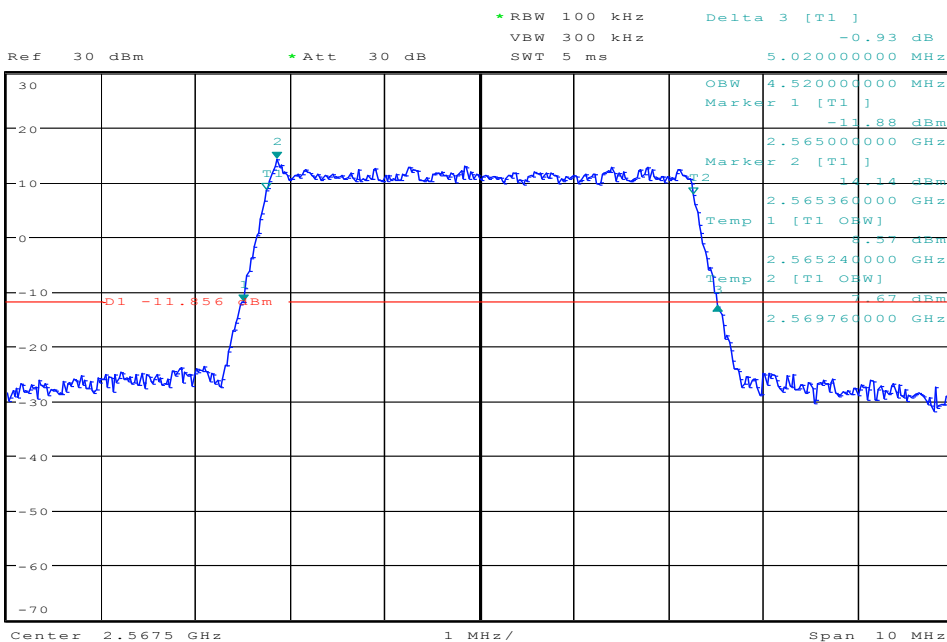
1 PK
MAXH



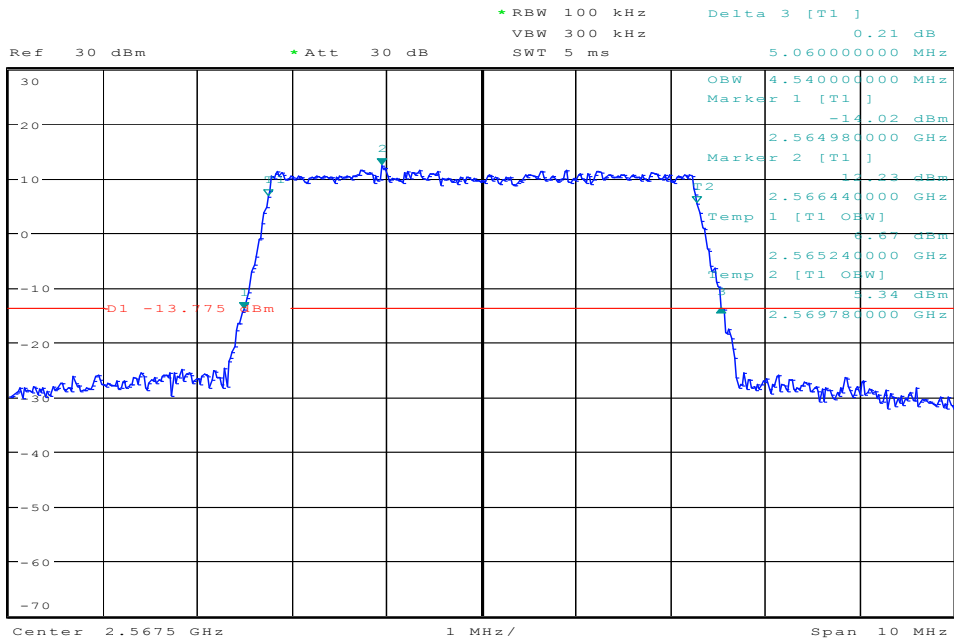
BW5MHz-2502.5MHz,Q16-25RB_LOW@OBW_4.54MHz@26dB_5.06MHz



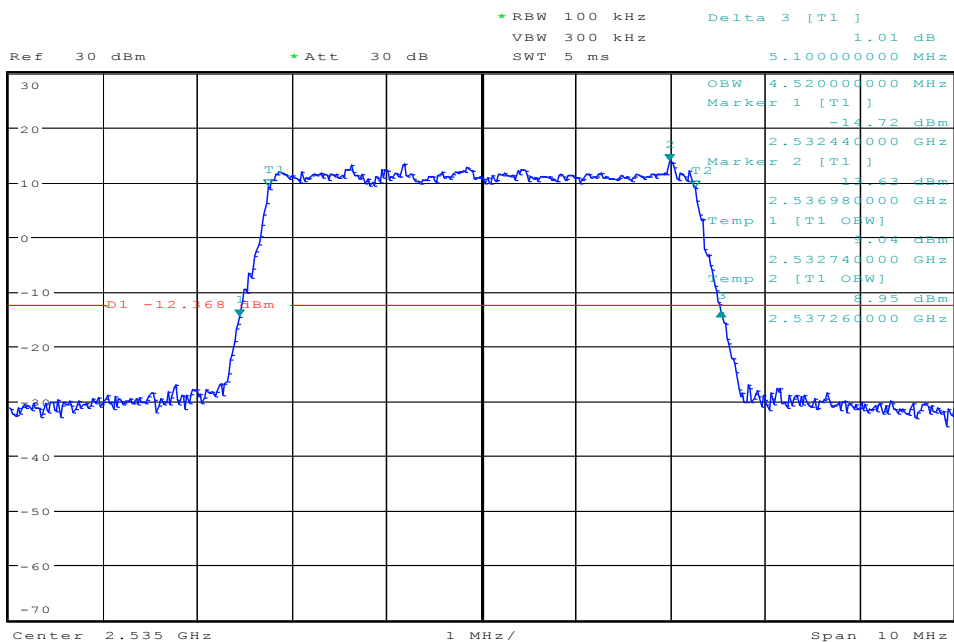
BW5MHz-2567.5MHz,QPSK-25RB_LOW@OBW_4.52MHz@26dB_5.02MHz



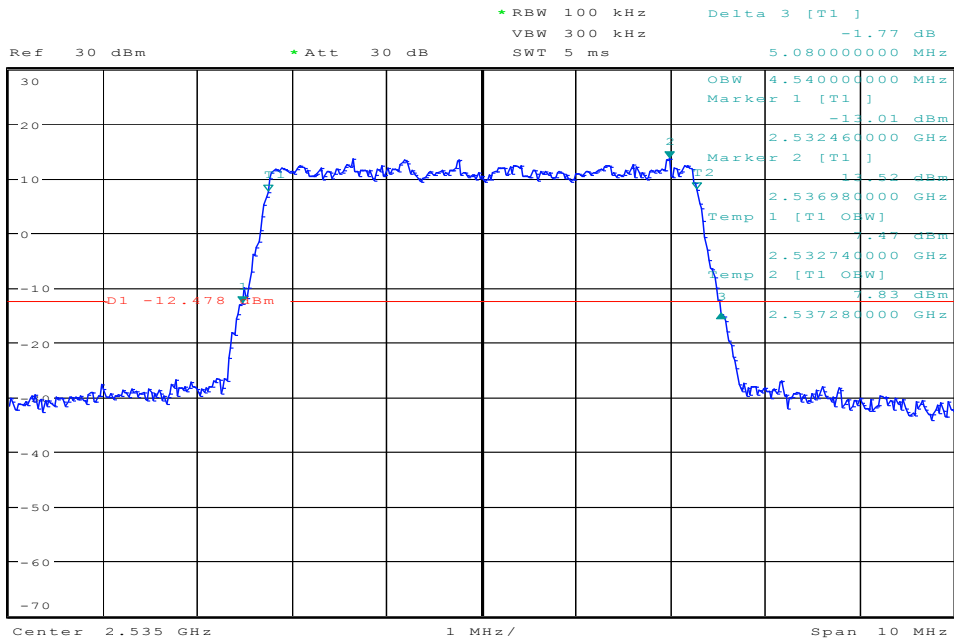
BW5MHz-2567.5MHz,Q16-25RB_LOW@OBW_4.54MHz@26dB_5.06MHz



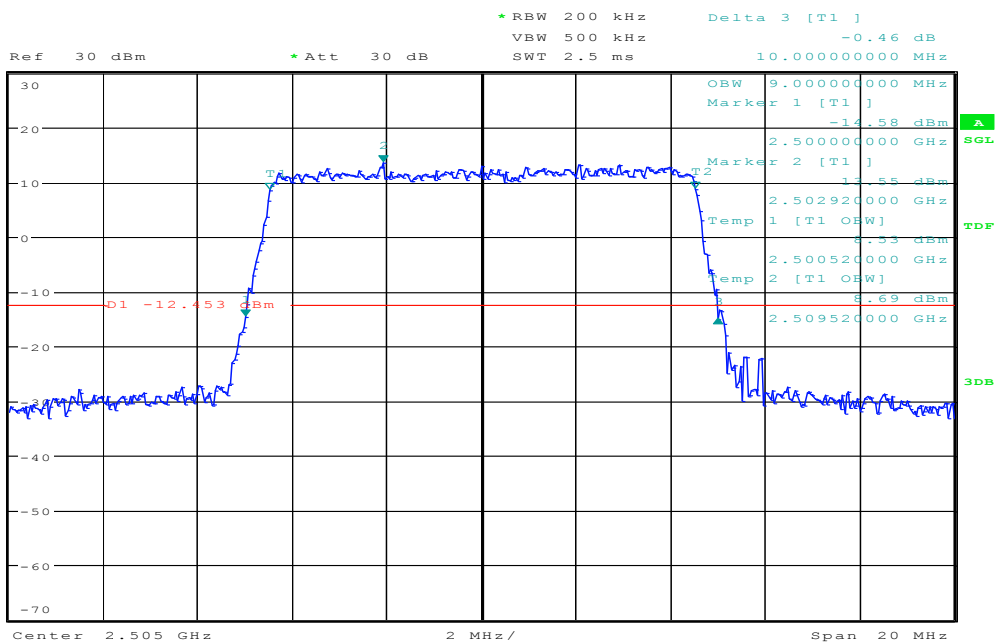
BW5MHz-2535MHz,QPSK-25RB_LOW@OBW_4.52MHz@26dB_5.1MHz



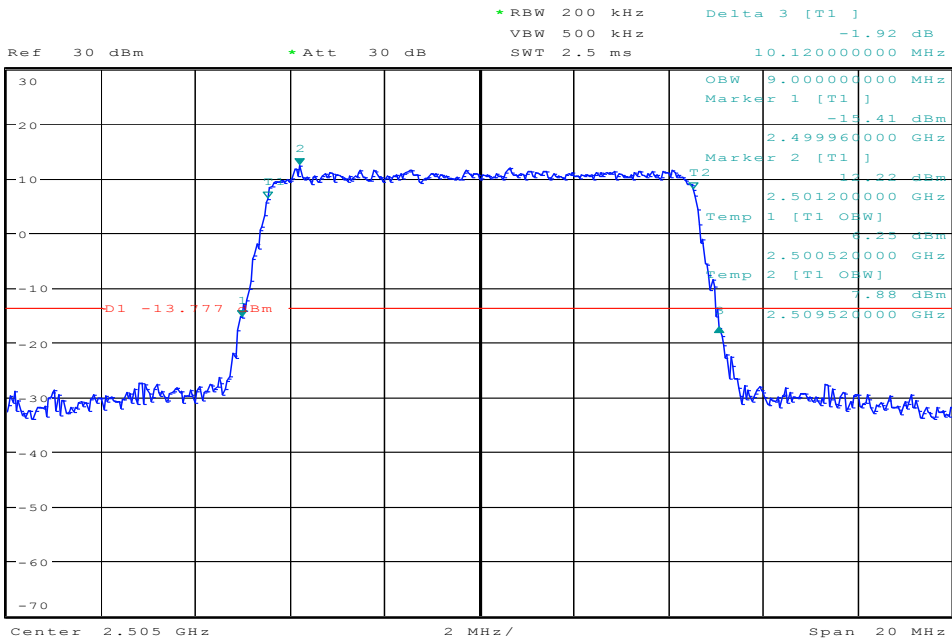
BW5MHz-2535MHz,QPSK-25RB_LOW@OBW_4.54MHz@26dB_5.08MHz



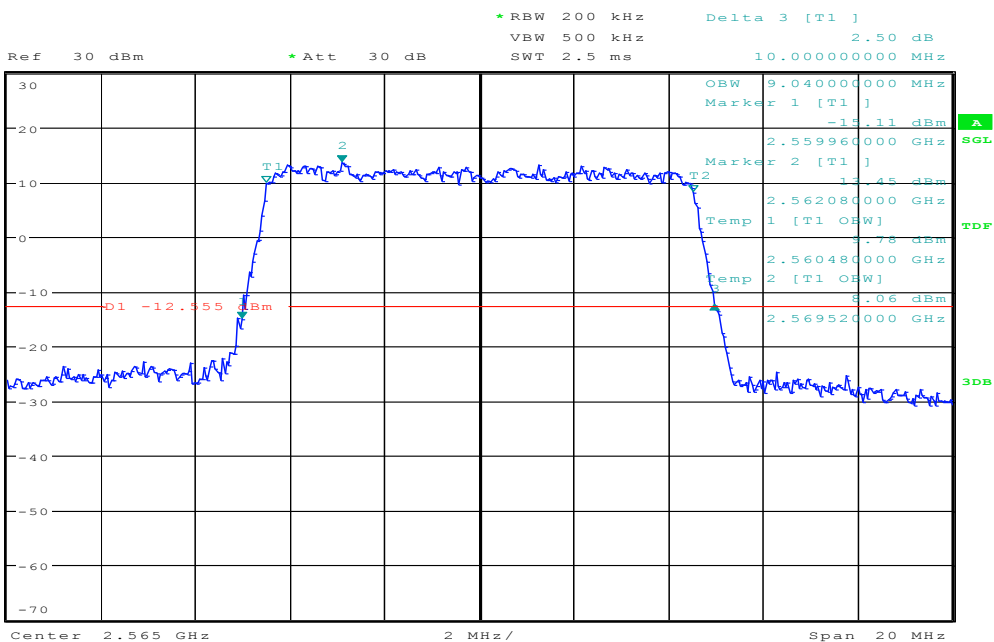
BW10MHz-2505MHz,QPSK-50RB_LOW@OBW_9.MHz@26dB_10.MHz



BW10MHz-2505MHz,Q16-50RB_LOW@OBW_9.MHz@26dB_10.12MHz



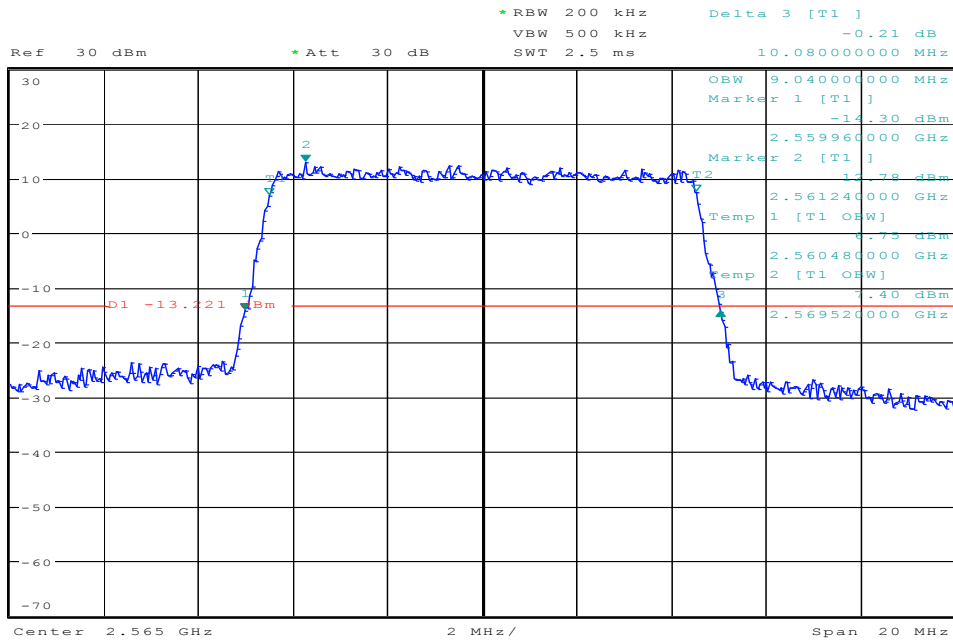
BW10MHz-2565MHz,QPSK-50RB_LOW@OBW_9.04MHz@26dB_10.MHz



BW10MHz-2565MHz,Q16-50RB_LOW@OBW_9.04MHz@26dB_10.08MHz



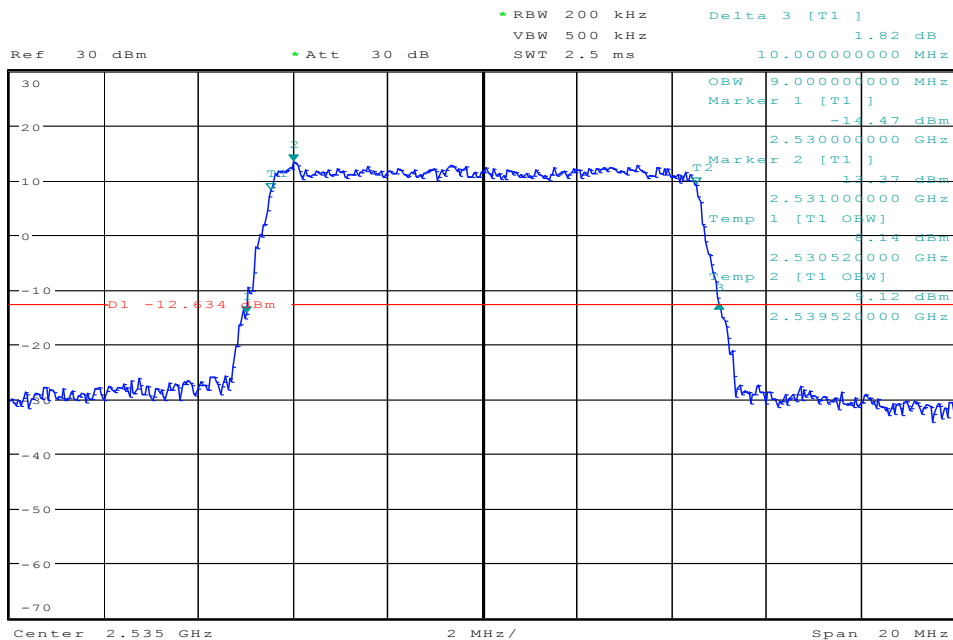
1 PK
MAXH



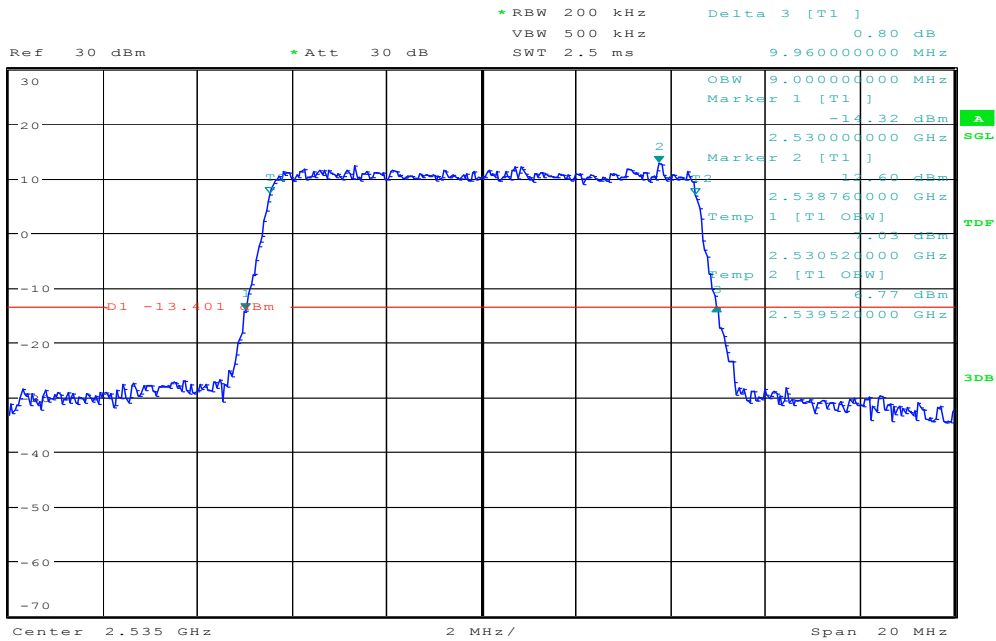
BW10MHz-2535MHz,QPSK-50RB_LOW@OBW_9.MHz@26dB_10.MHz



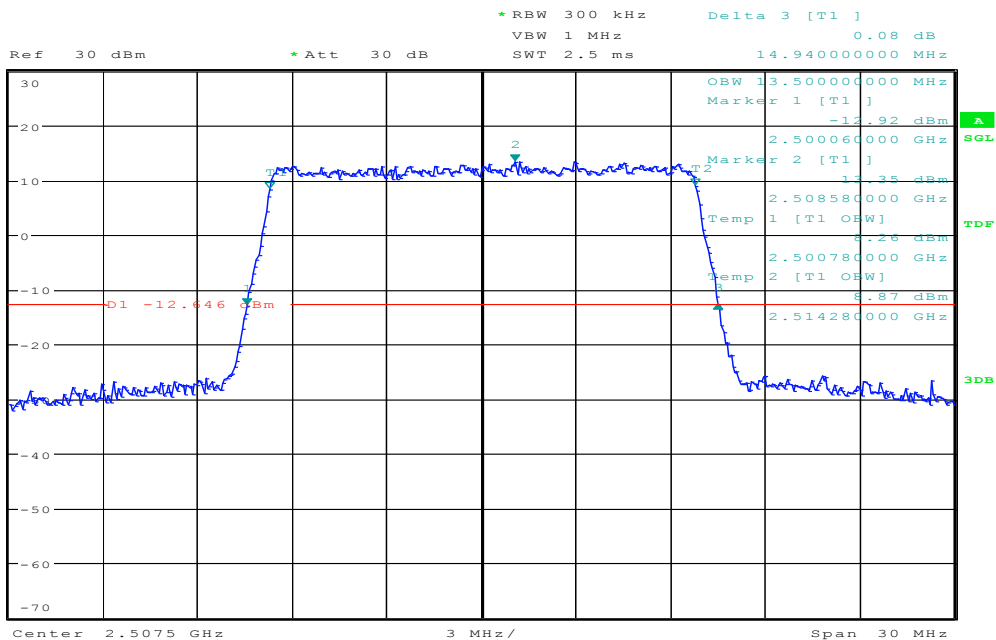
1 PK
MAXH



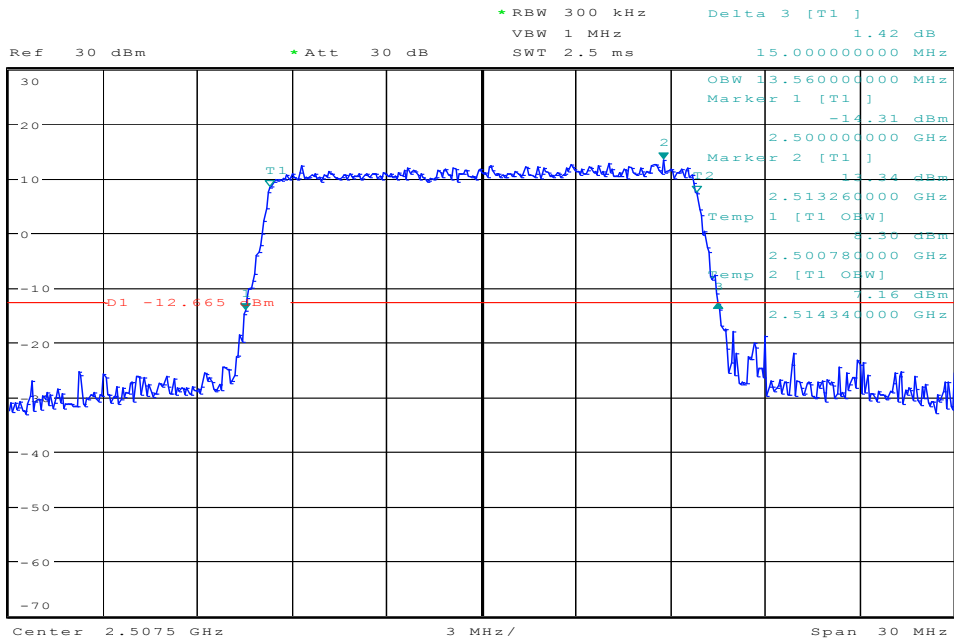
BW10MHz-2535MHz,Q16-50RB_LOW@OBW_9.MHz@26dB_9.96MHz



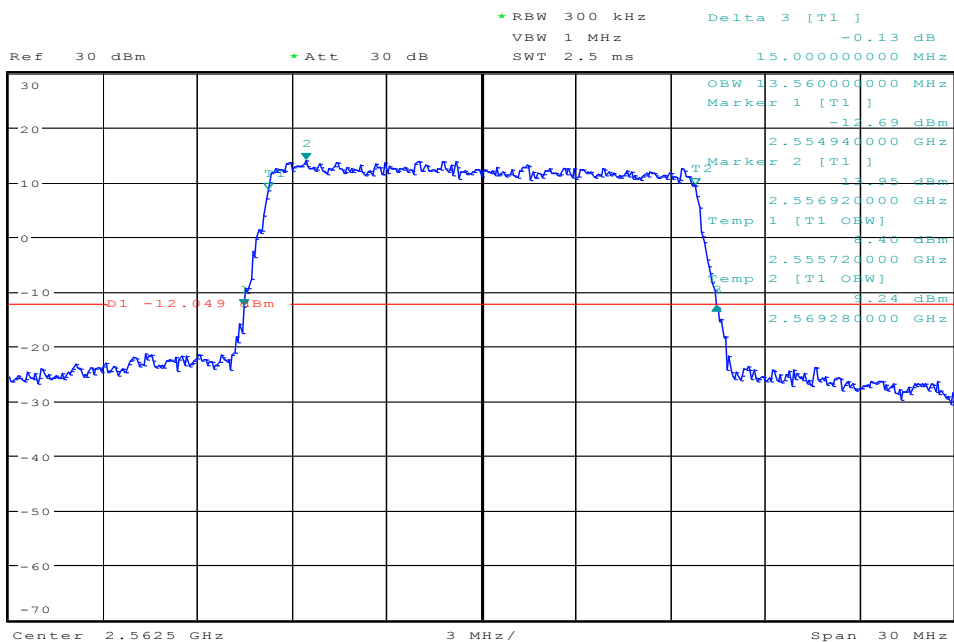
BW15MHz-2507.5MHz,QPSK-75RB_LOW@OBW_13.5MHz@26dB_14.94MHz



BW15MHz-2507.5MHz,Q16-75RB_LOW@OBW_13.56MHz@26dB_15.MHz



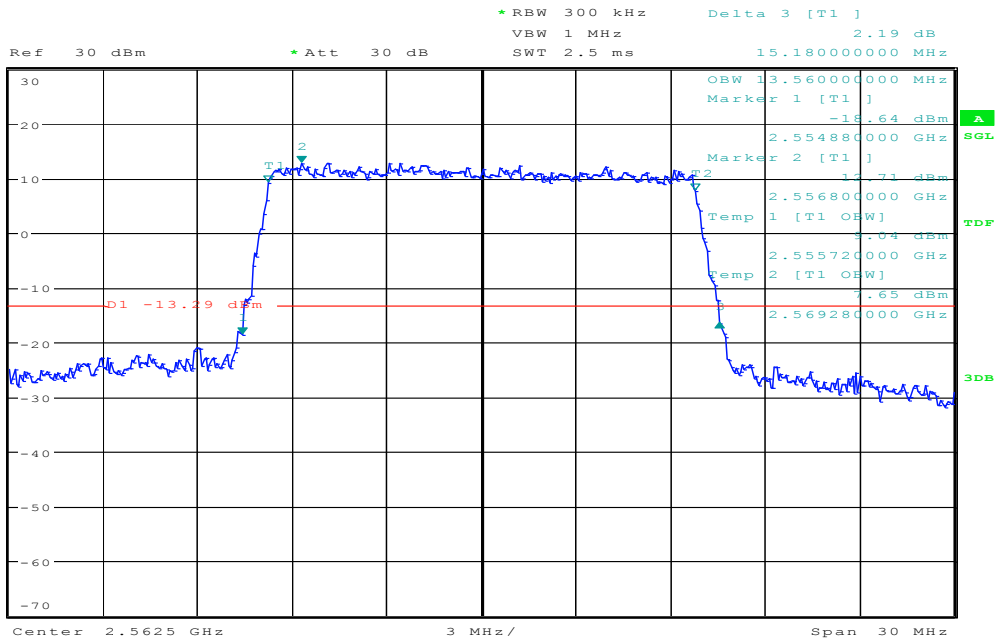
BW15MHz-2562.5MHz,QPSK-75RB_LOW@OBW_13.56MHz@26dB_15.MHz



BW15MHz-2562.5MHz,Q16-75RB_LOW@OBW_13.56MHz@26dB_15.18MHz



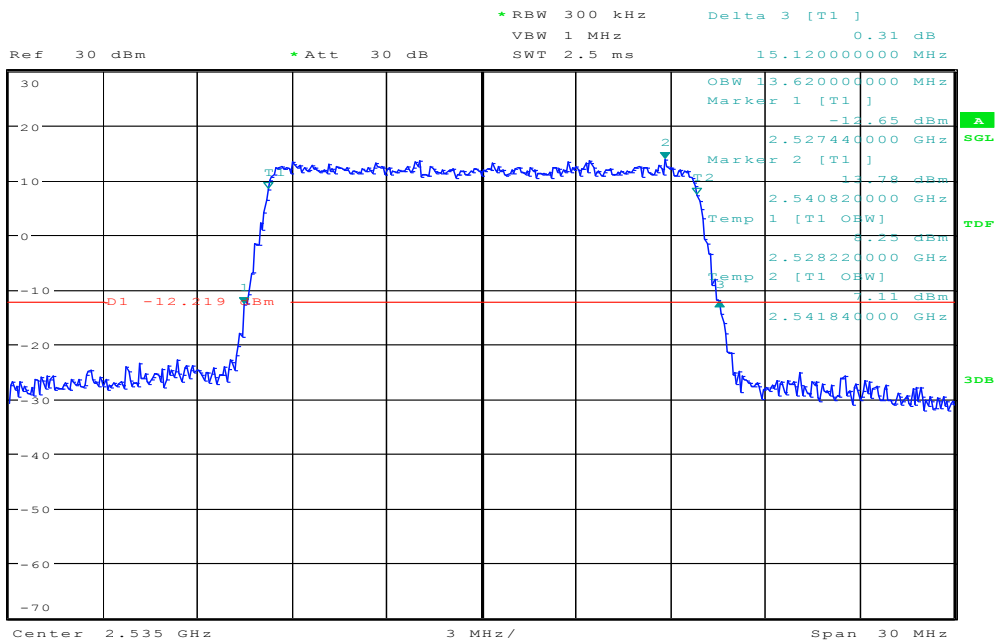
1 PK
MAXH



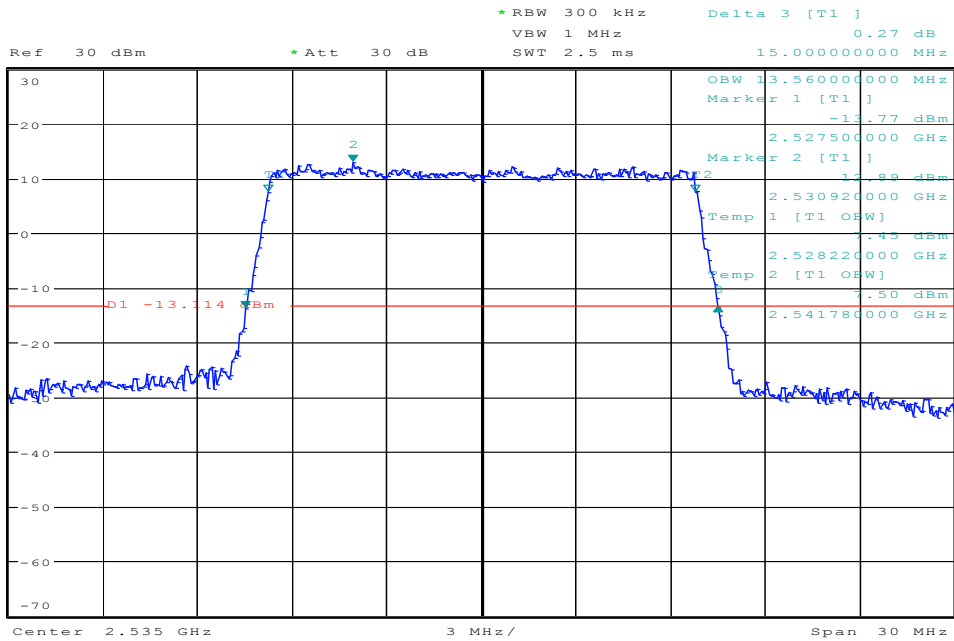
BW15MHz-2535MHz,QPSK-75RB_LOW@OBW_13.62MHz@26dB_15.12MHz



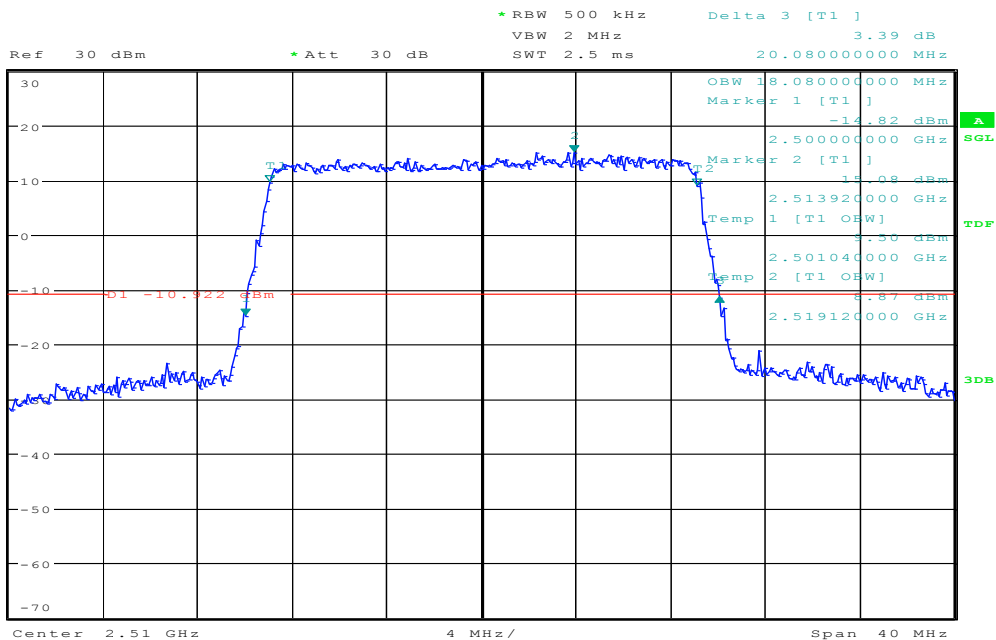
1 PK
MAXH



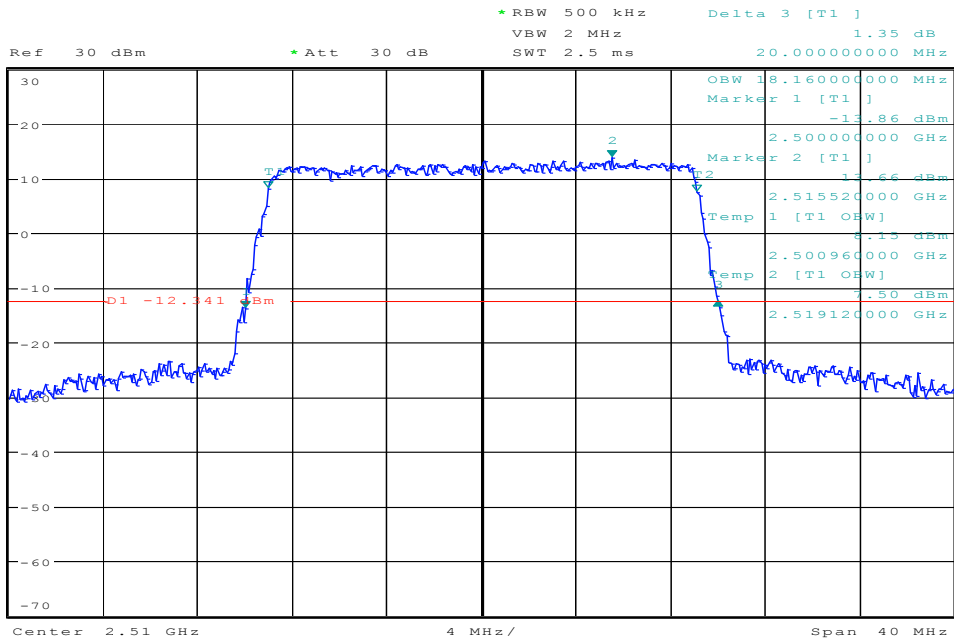
BW15MHz-2535MHz,Q16-75RB_LOW@OBW_13.56MHz@26dB_15.MHz



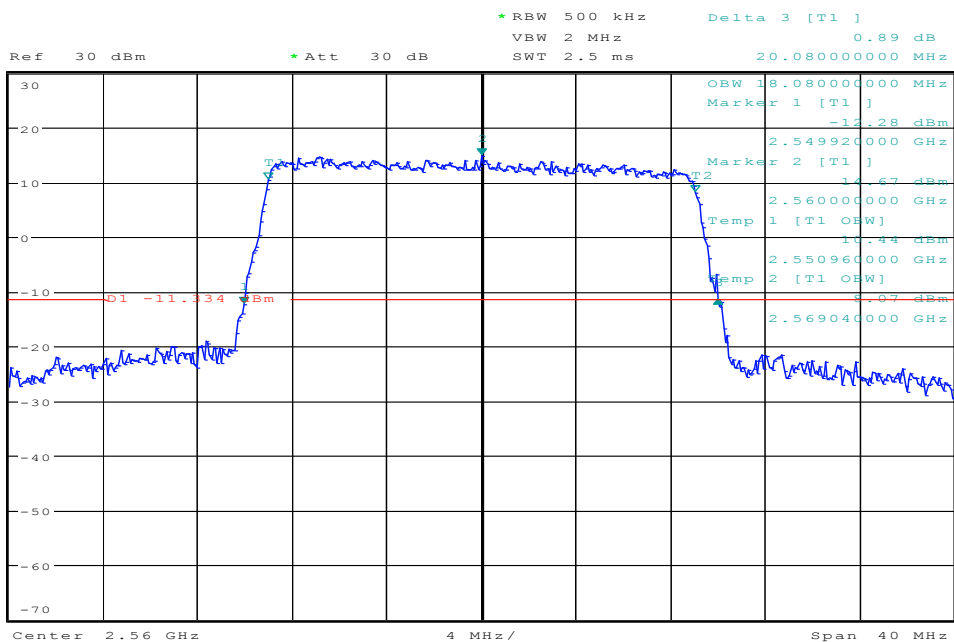
BW20MHz-2510MHz,QPSK-100RB_LOW@OBW_18.08MHz@26dB_20.08MHz



BW20MHz-2510MHz,Q16-100RB_LOW@OBW_18.16MHz@26dB_20.MHz



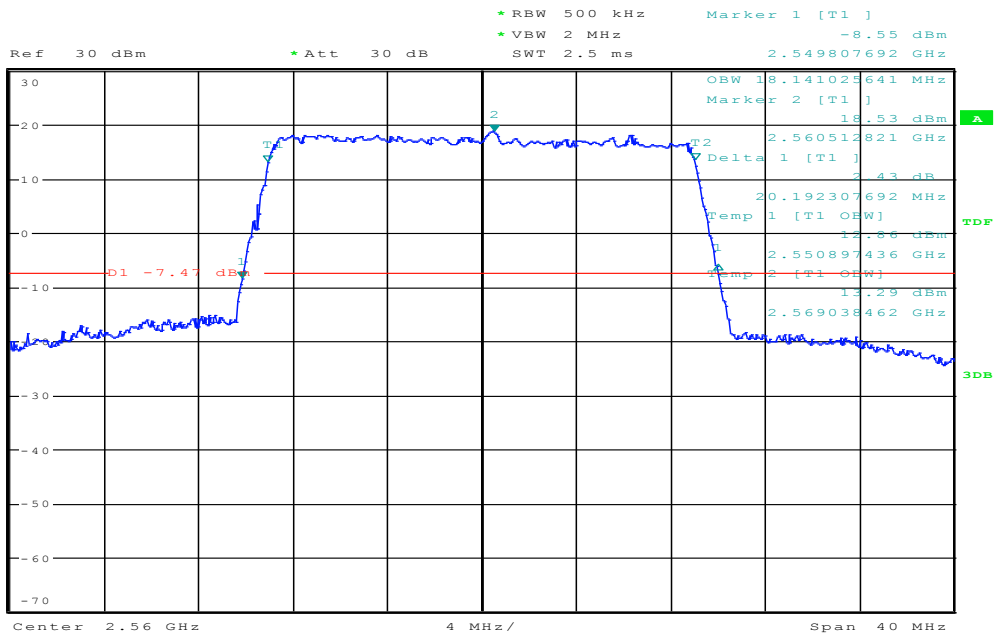
BW20MHz-2560MHz,QPSK-100RB_LOW@OBW_18.08MHz@26dB_20.08MHz



BW20MHz-2560MHz,Q16-100RB_LOW@OBW_18.08MHz@26dB_20.24MHz



1 PK VIEW



BW20MHz-2535MHz,QPSK-100RB_LOW@OBW_.MHz@26dB_40.MHz



1 PK VIEW

