	Annex A: System Check
	Tested Model : T660
	Report Number: FCC17060493A

I. RESULTS

<u>TYPE</u>	<u>BAND</u>	<u>PARAMETERS</u>
Validation	CW835	<u>Measurement 1</u> : Validation Plane with Dipole device position on Middle Channel in CW mode
Validation	CW835	<u>Measurement 2</u> : Validation Plane with Dipole device position on Middle Channel in CW mode
Validation	CW1900	<u>Measurement 3</u> : Validation Plane with Dipole device position on Middle Channel in CW mode
Validation	CW1900	<u>Measurement 4</u> : Validation Plane with Dipole device position on Middle Channel in CW mode

MEASUREMENT 1

BODY

Type: Validation measurement (Complete)

Date of measurement: 10/6/2017

Measurement duration: 11 minutes 54 seconds

A. Experimental conditions.

<u>Area Scan</u>	<u>dx=8mm dy=8mm</u>
<u>ZoomScan</u>	<u>5x5x7, dx=8mm dy=8mm</u> <u>dz=5mm, Complete</u>
<u>Phantom</u>	<u>Validation plane</u>
<u>Device Position</u>	<u>Dipole</u>
<u>Band</u>	<u>CW835</u>
<u>Channels</u>	<u>Middle</u>
<u>Signal</u>	<u>CW (Crest factor: 1.0)</u>

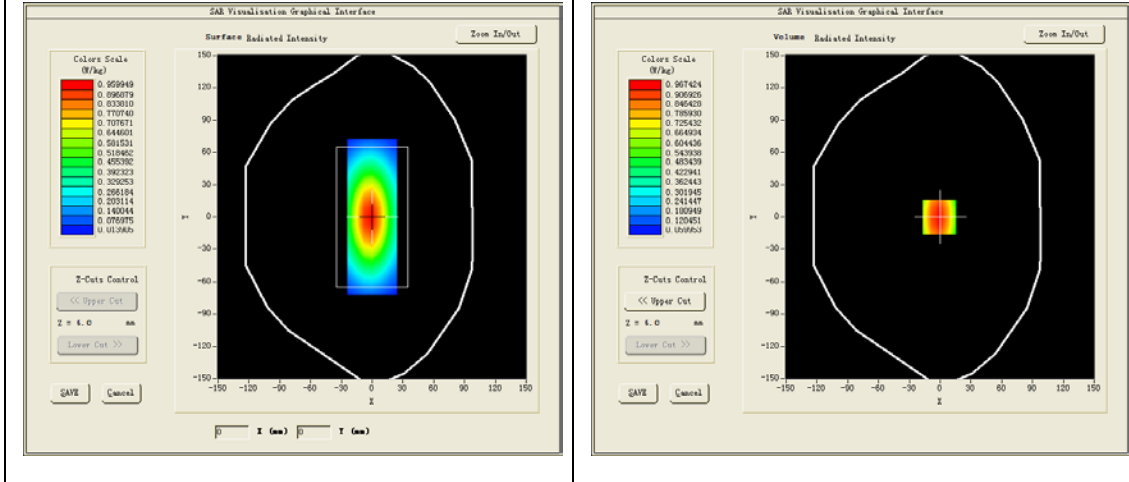
B. SAR Measurement Results

Middle Band SAR (Channel -1):

Frequency (MHz)	835.000000
Relative permittivity (real part)	53.927799
Relative permittivity (imaginary part)	21.281300
Conductivity (S/m)	0.987216
Variation (%)	0.120000

SURFACE SAR

VOLUME SAR

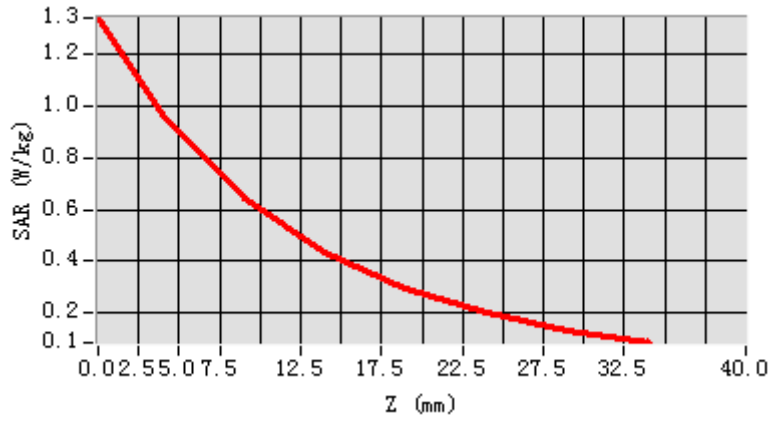


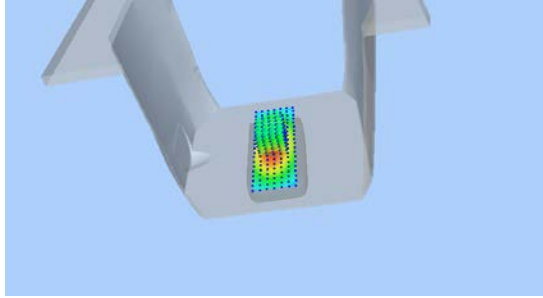
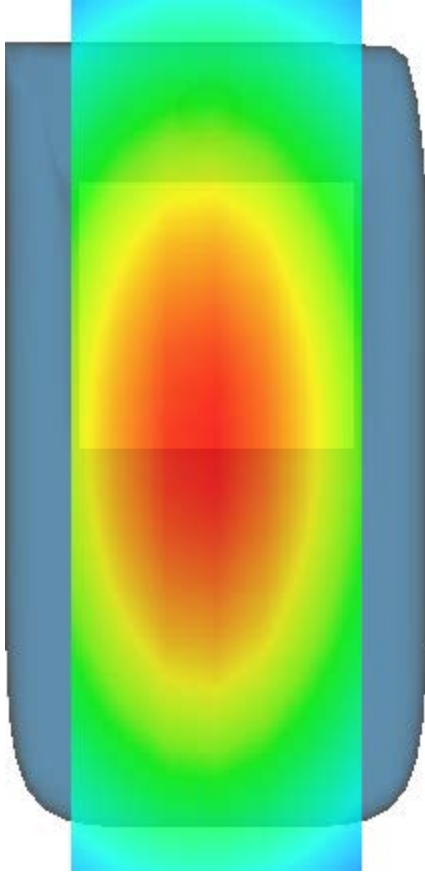
Maximum location: X=-1.00, Y=0.00

SAR Peak: 1.44 W/kg

SAR 10g (W/Kg)	6.44746
SAR 1g (W/Kg)	10.14583

Z (mm)	0.00	4.00	9.00	14.00	19.00	24.00	29.00
SAR (W/Kg)	1.3418	0.9674	0.6426	0.4358	0.2947	0.1989	0.1326



3D screen shot	Hot spot position
	

MEASUREMENT 2

HEAD

Type: Validation measurement (Complete)

Date of measurement: 10/6/2017

Measurement duration: 11 minutes 54 seconds

A. Experimental conditions.

<u>Area Scan</u>	<u>dx=8mm dy=8mm</u>
<u>ZoomScan</u>	<u>5x5x7, dx=8mm dy=8mm dz=5mm, Complete</u>
<u>Phantom</u>	<u>Validation plane</u>
<u>Device Position</u>	<u>Dipole</u>
<u>Band</u>	<u>CW835</u>
<u>Channels</u>	<u>Middle</u>
<u>Signal</u>	<u>CW (Crest factor: 1.0)</u>

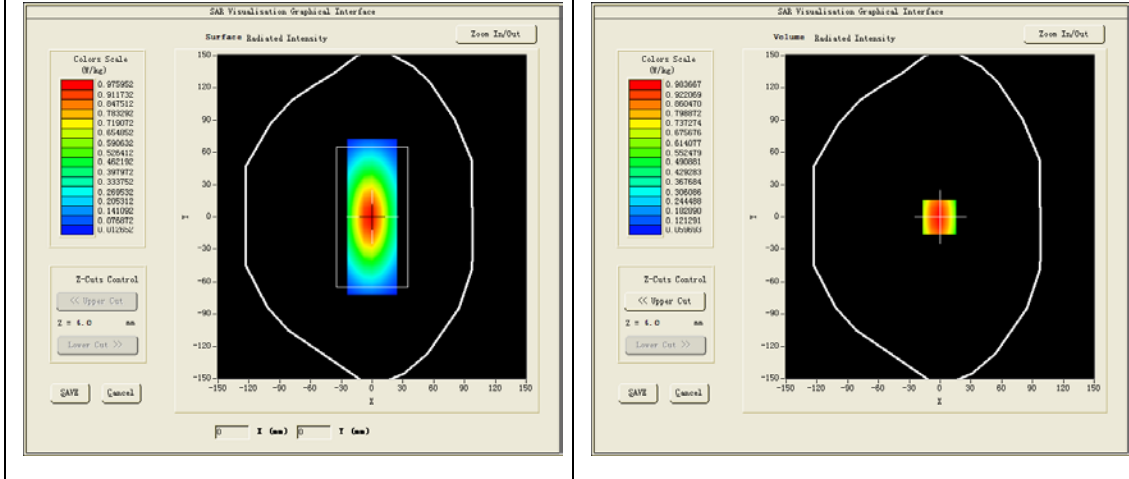
B. SAR Measurement Results

Middle Band SAR (Channel -1):

Frequency (MHz)	835.000000
Relative permittivity (real part)	40.328999
Relative permittivity (imaginary part)	19.880501
Conductivity (S/m)	0.922234
Variation (%)	-0.070000

SURFACE SAR

VOLUME SAR

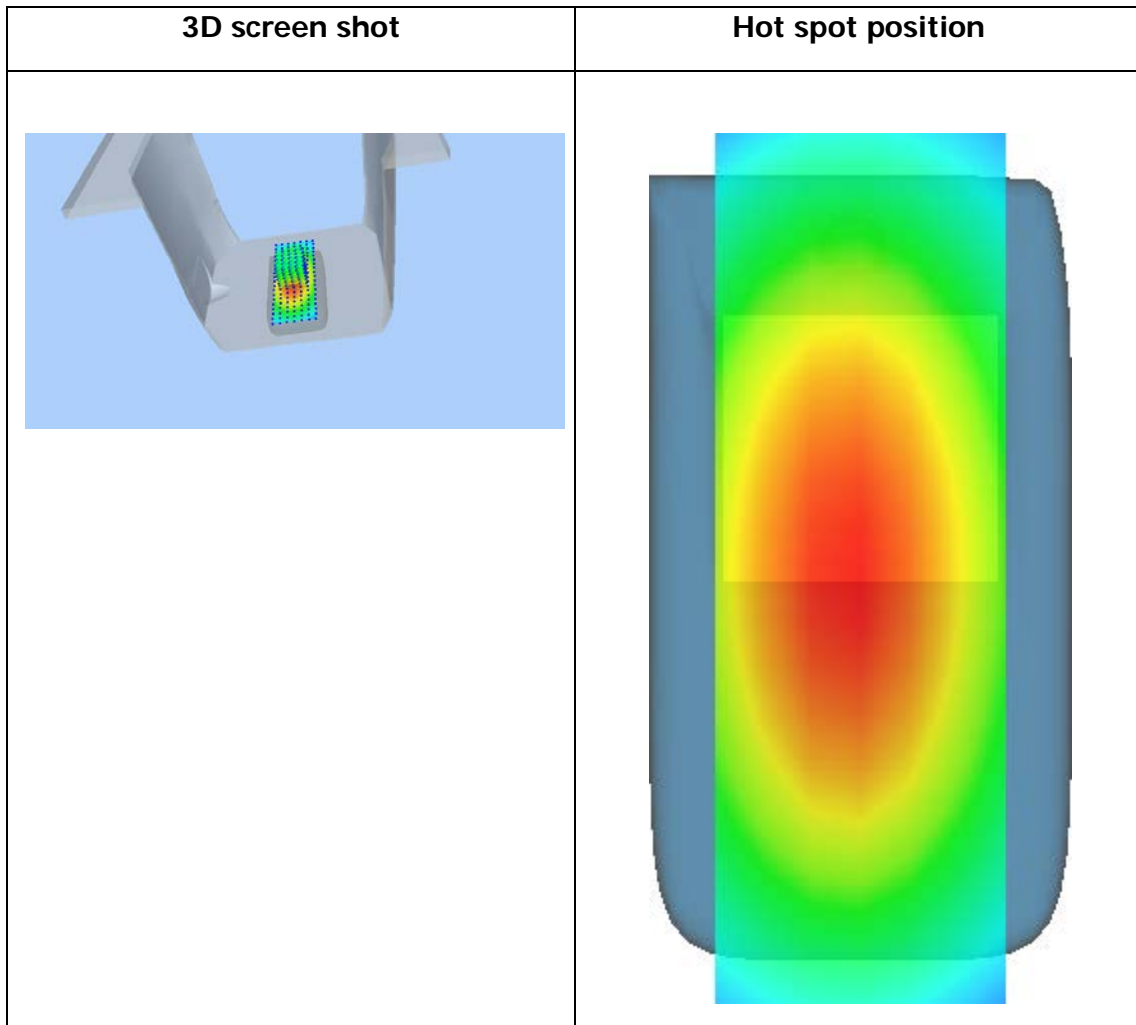
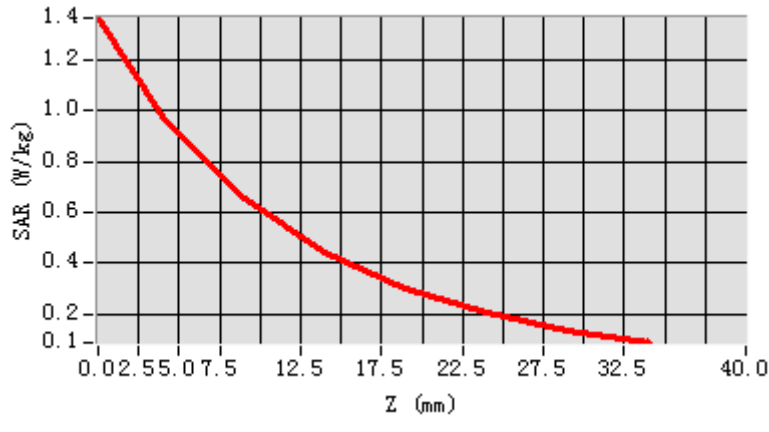


Maximum location: X=-1.00, Y=0.00

SAR Peak: 1.37 W/kg

SAR 10g (W/Kg)	6.15004
SAR 1g (W/Kg)	9.70049

Z (mm)	0.00	4.00	9.00	14.00	19.00	24.00	29.00
SAR (W/Kg)	1.3669	0.9837	0.6529	0.4412	0.2993	0.2017	0.1343



MEASUREMENT 3

BODY

Type: Validation measurement (Complete)

Date of measurement: 13/6/2017

Measurement duration: 10 minutes 57 seconds

A. Experimental conditions.

<u>Area Scan</u>	<u>dx=8mm dy=8mm</u>
<u>ZoomScan</u>	<u>5x5x7, dx=8mm dy=8mm dz=5mm, Complete</u>
<u>Phantom</u>	<u>Validation plane</u>
<u>Device Position</u>	<u>Dipole</u>
<u>Band</u>	<u>CW1900</u>
<u>Channels</u>	<u>Middle</u>
<u>Signal</u>	<u>CW (Crest factor: 1.0)</u>

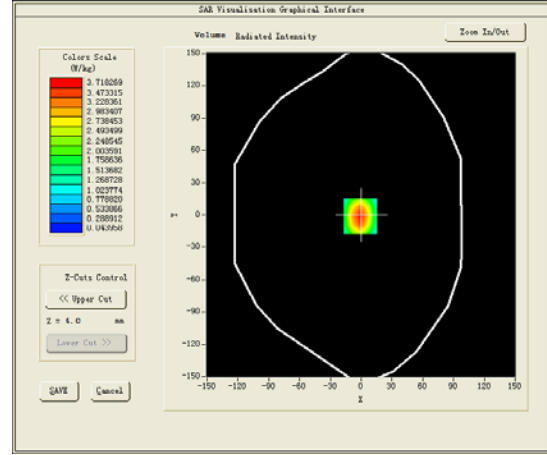
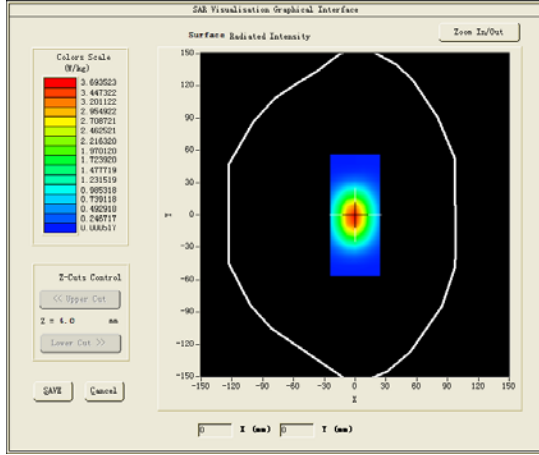
B. SAR Measurement Results

Middle Band SAR (Channel -1):

Frequency (MHz)	1900.000000
Relative permittivity (real part)	53.365299
Relative permittivity (imaginary part)	14.757600
Conductivity (S/m)	1.557747
Variation (%)	-0.450000

SURFACE SAR

VOLUME SAR

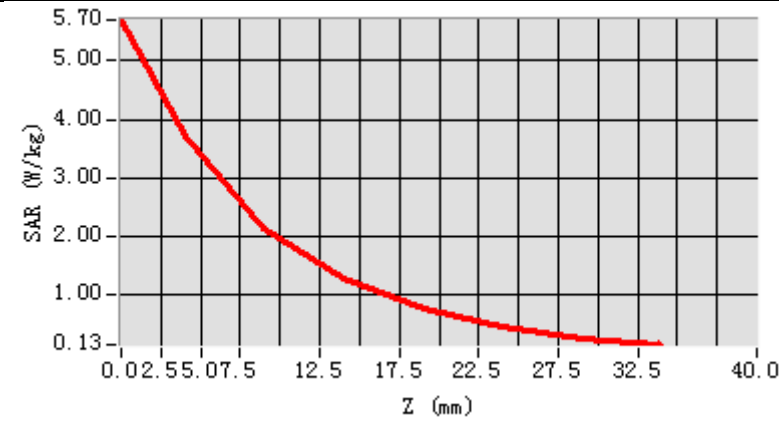


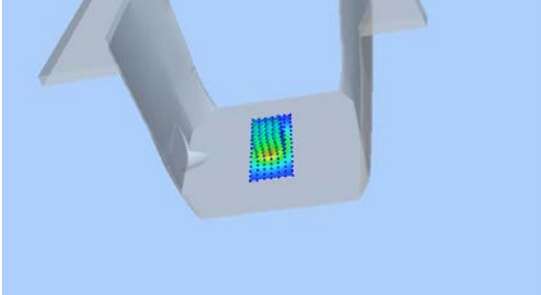
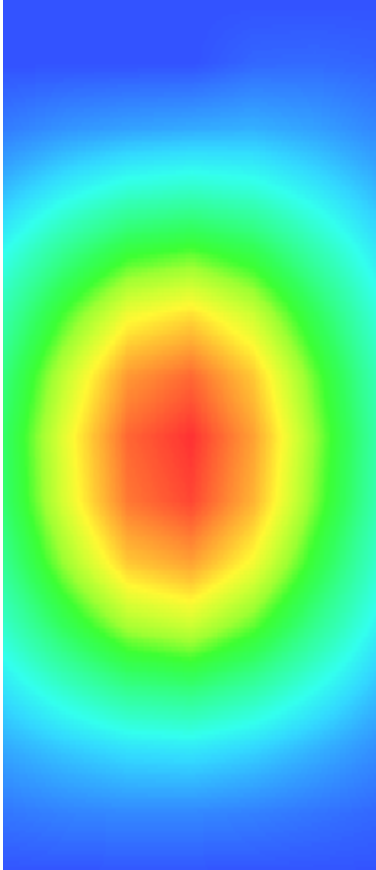
Maximum location: X=-1.00, Y=-1.00

SAR Peak: 6.26 W/kg

SAR 10g (W/Kg)	20.93533
SAR 1g (W/Kg)	39.32904

Z (mm)	0.00	4.00	9.00	14.00	19.00	24.00	29.00
SAR (W/Kg)	5.7034	3.7183	2.1347	1.2560	0.7338	0.4260	0.2429



3D screen shot	Hot spot position
	

MEASUREMENT 4

HEAD

Type: Validation measurement (Complete)

Date of measurement: 13/6/2017

Measurement duration: 11 minutes 6 seconds

A. Experimental conditions.

<u>Area Scan</u>	<u>dx=8mm dy=8mm</u>
<u>ZoomScan</u>	<u>5x5x7, dx=8mm dy=8mm dz=5mm, Complete</u>
<u>Phantom</u>	<u>Validation plane</u>
<u>Device Position</u>	<u>Dipole</u>
<u>Band</u>	<u>CW1900</u>
<u>Channels</u>	<u>Middle</u>
<u>Signal</u>	<u>CW (Crest factor: 1.0)</u>

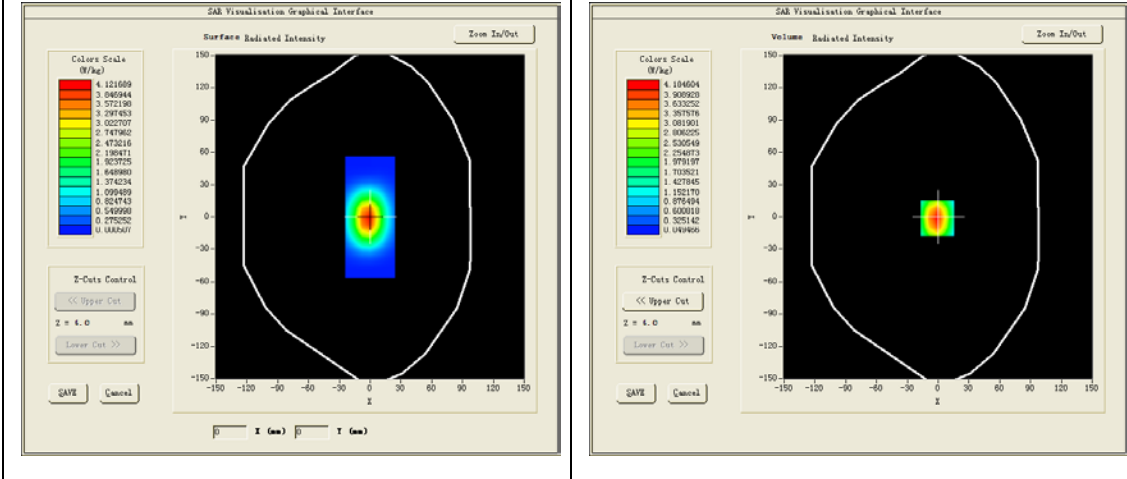
B. SAR Measurement Results

Middle Band SAR (Channel -1):

Frequency (MHz)	1900.000000
Relative permittivity (real part)	39.976398
Relative permittivity (imaginary part)	13.386300
Conductivity (S/m)	1.412998
Variation (%)	-0.040000

SURFACE SAR

VOLUME SAR

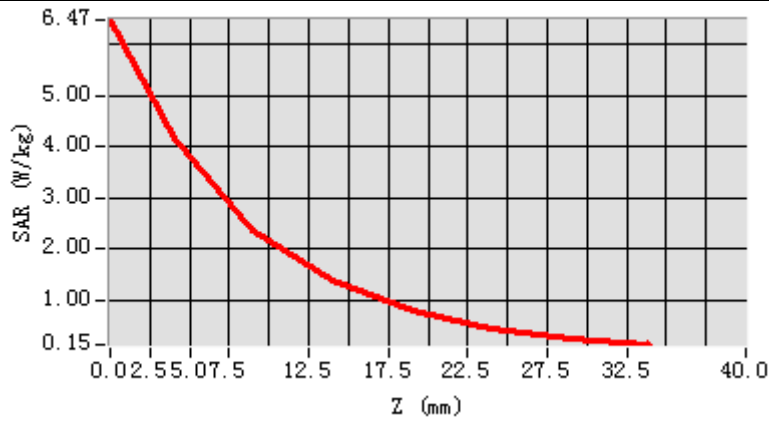


Maximum location: X=-1.00, Y=-1.00

SAR Peak: 6.48 W/kg

SAR 10g (W/Kg)	21.07104
SAR 1g (W/Kg)	39.97625

Z (mm)	0.00	4.00	9.00	14.00	19.00	24.00	29.00
SAR (W/Kg)	6.4693	4.1846	2.3780	1.3892	0.8084	0.4680	0.2662



3D screen shot	Hot spot position
