



SATIMO 225, rue Pierre Rivoalon 29200 Brest - France
Tel:+33 (0)2 98 05 13 34; Fax: +33 (0)2 98 05 53 87; www.satimo.com



Annex A: System Check

Tested Model : T16MA

Report Number:

WSCT-A2LA-R&E240300013A-SAR

MEASUREMENT 1

BODY

Type: Validation measurement (Complete)

Date of measurement: 20/4/2024

Measurement duration: 10 minutes 43 seconds

A. Experimental conditions.

<u>Area Scan</u>	<u>dx=8mm dy=8mm</u>
<u>ZoomScan</u>	<u>5x5x7, dx=8mm dy=8mm dz=5mm, Complete</u>
<u>Phantom</u>	<u>Validation plane</u>
<u>Device Position</u>	<u>Dipole</u>
<u>Band</u>	<u>CW2450</u>
<u>Channels</u>	<u>Middle</u>
<u>Signal</u>	<u>CW (Crest factor: 1.0)</u>

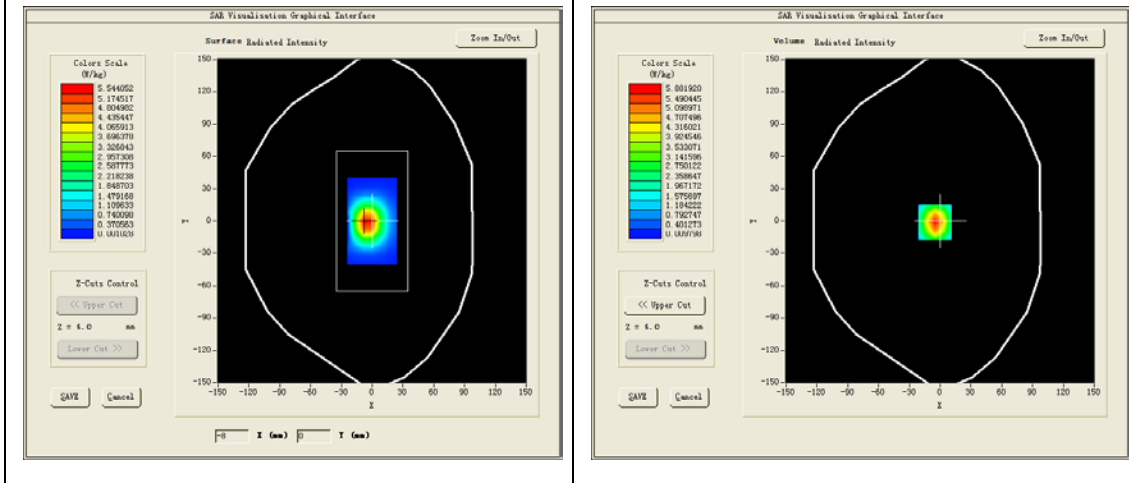
B. SAR Measurement Results

Middle Band SAR (Channel -1):

Frequency (MHz)	2450.000000
Relative permittivity (real part)	52.735699
Relative permittivity (imaginary part)	14.017300
Conductivity (S/m)	1.907910
Variation (%)	0.390000

SURFACE SAR

VOLUME SAR

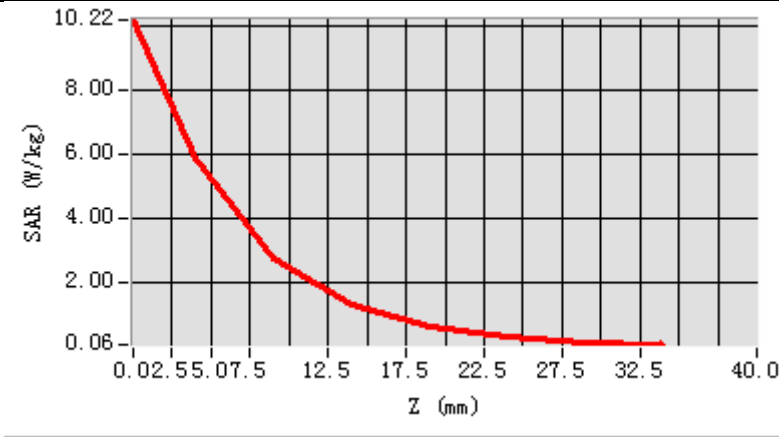


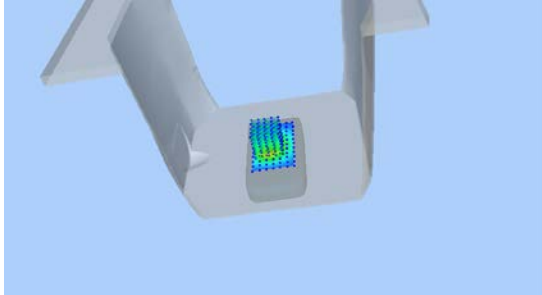
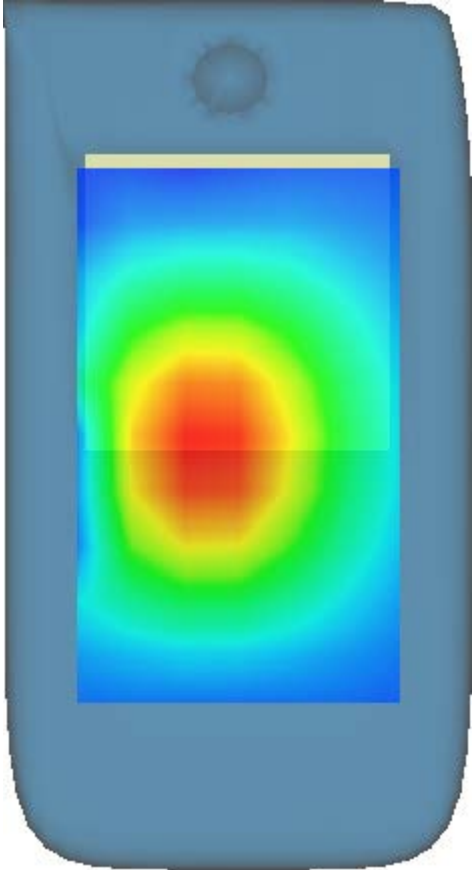
Maximum location: X=-5.00, Y=-1.00

SAR Peak: 10.96 W/kg

SAR 10g (W/Kg)	2.265453
SAR 1g (W/Kg)	5.363343

Z (mm)	0.00	4.00	9.00	14.00	19.00	24.00	29.00
SAR (W/Kg)	10.2188	5.8819	2.7478	1.3151	0.6266	0.2969	0.1341



3D screen shot	Hot spot position
	

MEASUREMENT 2

BODY

Type: Validation measurement (Complete)

Date of measurement: 20/4/2024

Measurement duration: 27 minutes 45 seconds

A. Experimental conditions.

<u>Area Scan</u>	<u>dx=10mm dy=10mm</u>
<u>ZoomScan</u>	<u>8x8x7,dx=4mm dy=4mm</u> <u>dz=2mm,Complete</u>
<u>Phantom</u>	<u>Validation plane</u>
<u>Device Position</u>	<u>Waveguide</u>
<u>Band</u>	<u>CW5200</u>
<u>Channels</u>	<u>Middle</u>
<u>Signal</u>	<u>CW (Duty cycle:1:1)</u>

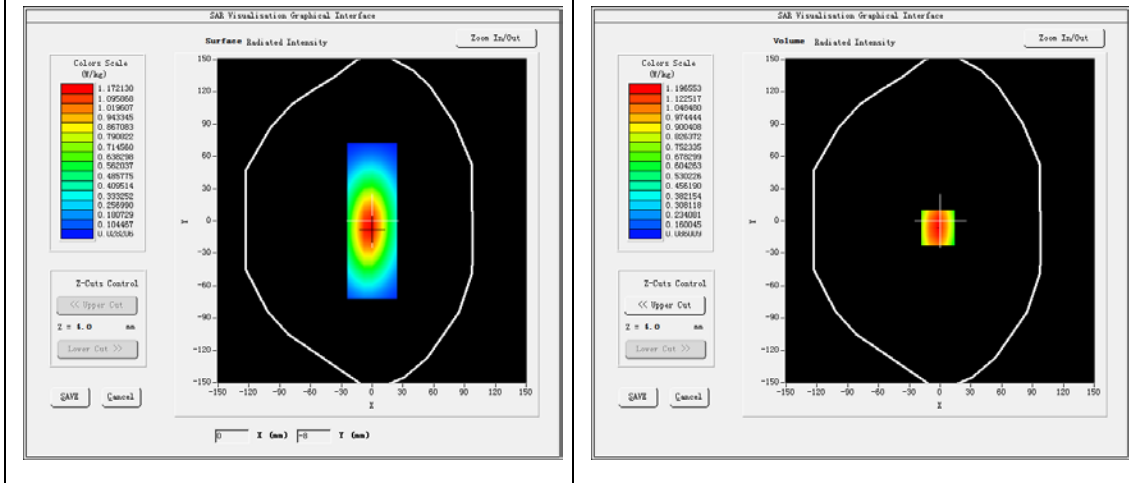
B. SAR Measurement Results

Middle Band SAR (Channel -1):

Frequency (MHz)	5200.000000
Relative permittivity (real part)	50.422599
Relative permittivity (imaginary part)	18.202492
Conductivity (S/m)	5.26371
Variation (%)	0.270000

SURFACE SAR

VOLUME SAR

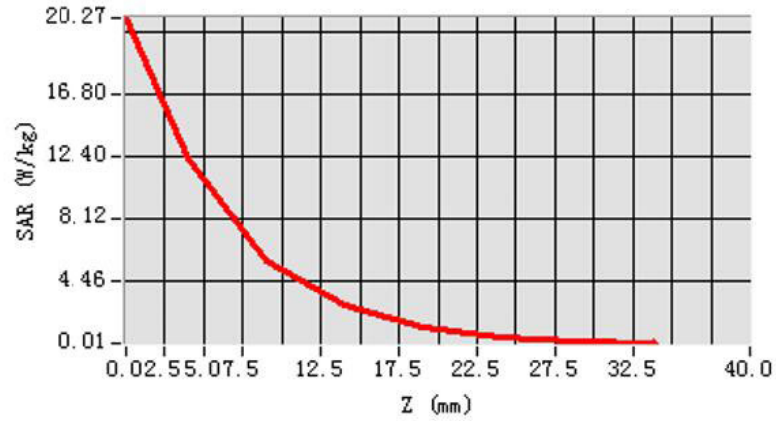


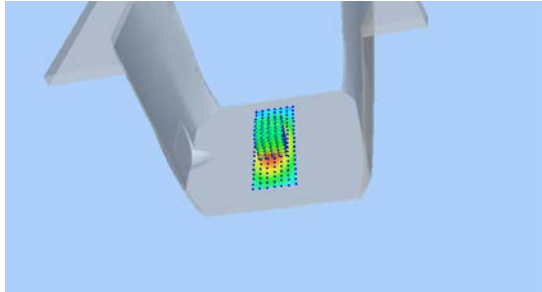
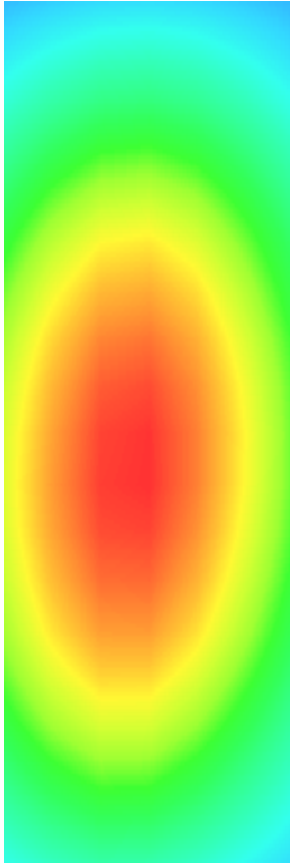
Maximum location: X=-2.00, Y=-6.00

SAR Peak: 20.27 W/kg

SAR 10g (W/Kg)	5.964061
SAR 1g (W/Kg)	16.7183141

Z (mm)	0.00	4.00	9.00	14.00	19.00	24.00	29.00
SAR (W/Kg)	20.2711	16.1966	12.7784	10.5196	8.1218	4.2403	1.1660



3D screen shot	Hot spot position
	

MEASUREMENT 3

BODY

Type: Validation measurement (Complete)

Date of measurement: 20/4/2024

Measurement duration: 29 minutes 31 seconds

A. Experimental conditions.

<u>Area Scan</u>	<u>dx=10mm dy=10mm</u>
<u>ZoomScan</u>	<u>8x8x7,dx=4mm dy=4mm dz=2mm,Complete</u>
<u>Phantom</u>	<u>Validation plane</u>
<u>Device Position</u>	<u>Waveguide</u>
<u>Band</u>	<u>CW5300</u>
<u>Channels</u>	<u>Middle</u>
<u>Signal</u>	<u>CW (Duty cycle:1:1)</u>

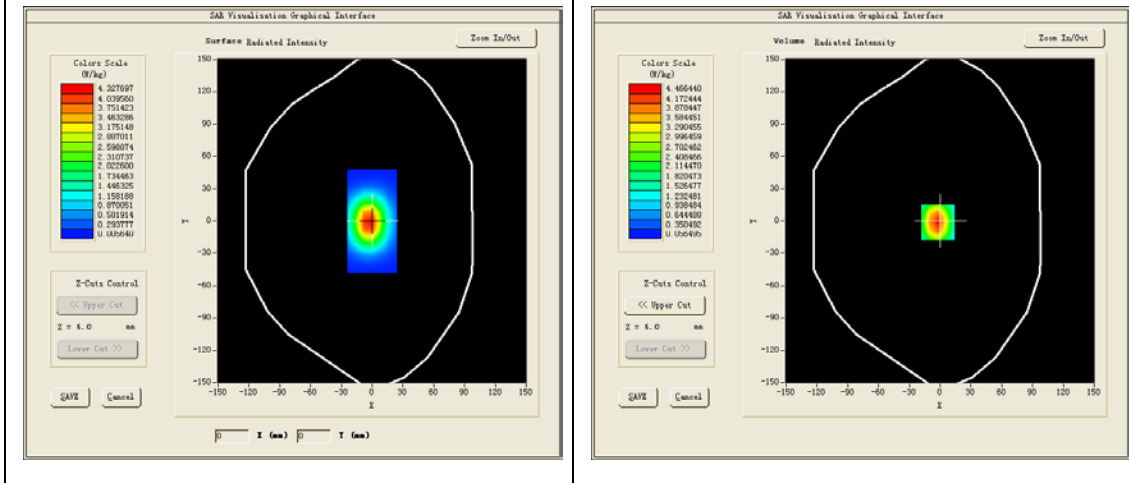
B. SAR Measurement Results

Middle Band SAR (Channel -1):

Frequency (MHz)	5300.000000
Relative permittivity (real part)	47.944300
Relative permittivity (imaginary part)	18.167566
Conductivity (S/m)	5.353919
Variation (%)	-0.350000

SURFACE SAR

VOLUME SAR

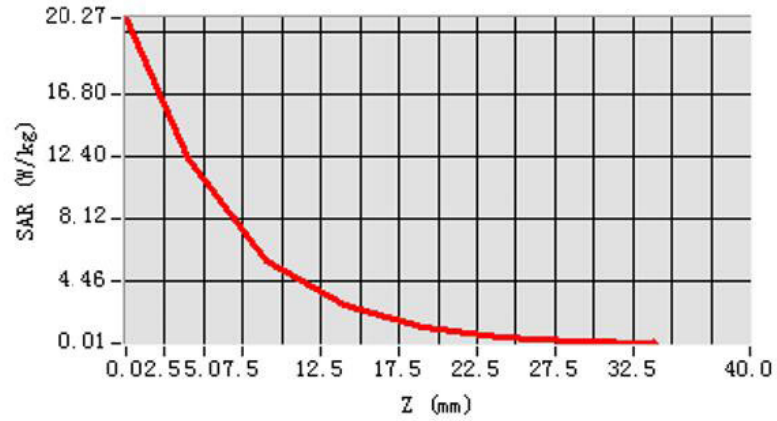


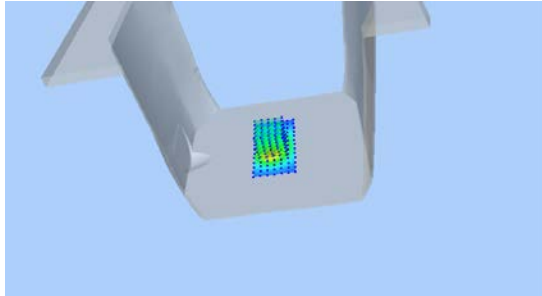
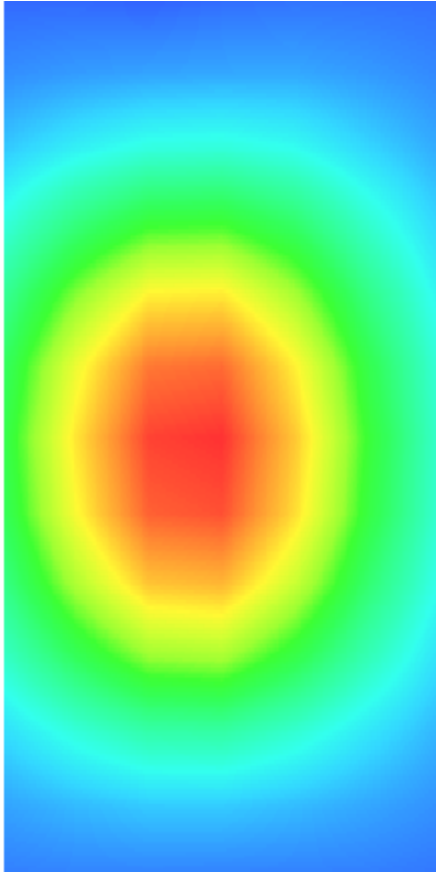
Maximum location: X=-2.00, Y=-1.00

SAR Peak: 20.27 W/kg

SAR 10g (W/Kg)	5.882155
SAR 1g (W/Kg)	16.537029

Z (mm)	0.00	4.00	9.00	14.00	19.00	24.00	29.00
SAR (W/Kg)	20.2697	16.4664	12.4603	10.3992	6.7963	4.4560	1.2601



3D screen shot	Hot spot position
	

MEASUREMENT 4

BODY

Type: Validation measurement (Complete)

Date of measurement: 20/4/2024

Measurement duration: 31 minutes 30 seconds

A. Experimental conditions.

<u>Area Scan</u>	<u>dx=10mm dy=10mm</u>
<u>ZoomScan</u>	<u>8x8x7,dx=4mm dy=4mm</u> <u>dz=2mm,Complete</u>
<u>Phantom</u>	<u>Validation plane</u>
<u>Device Position</u>	<u>Waveguide</u>
<u>Band</u>	<u>CW5800</u>
<u>Channels</u>	<u>Middle</u>
<u>Signal</u>	<u>CW (Duty cycle:1:1)</u>

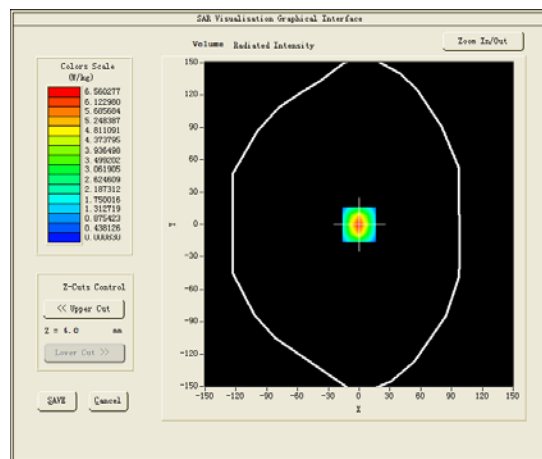
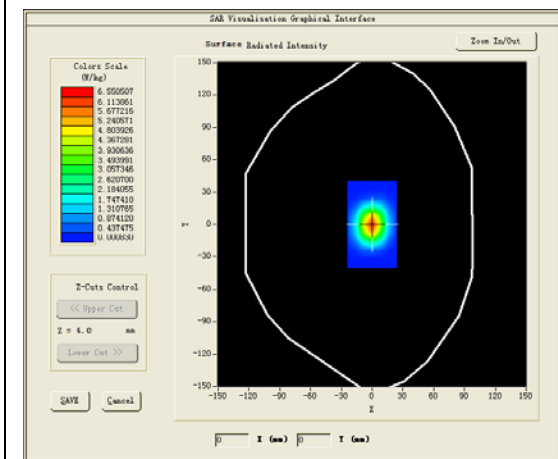
B. SAR Measurement Results

Middle Band SAR (Channel -1):

Frequency (MHz)	5800.000000
Relative permittivity (real part)	48.090699
Relative permittivity (imaginary part)	19.043921
Conductivity (S/m)	6.14163
Variation (%)	0.010000

SURFACE SAR

VOLUME SAR

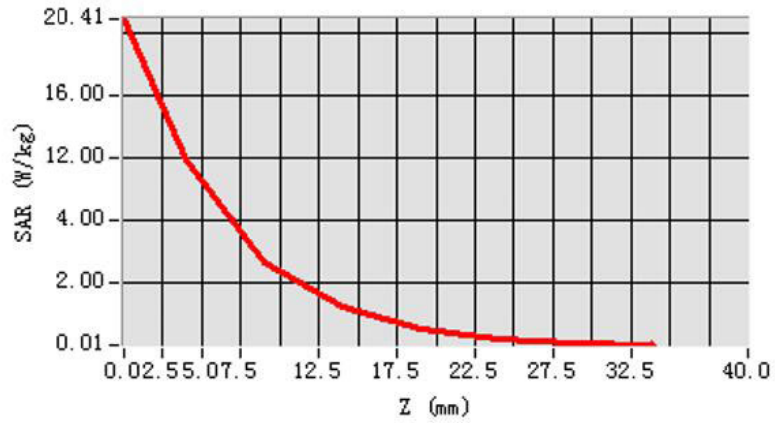


Maximum location: X=0.00, Y=0.00

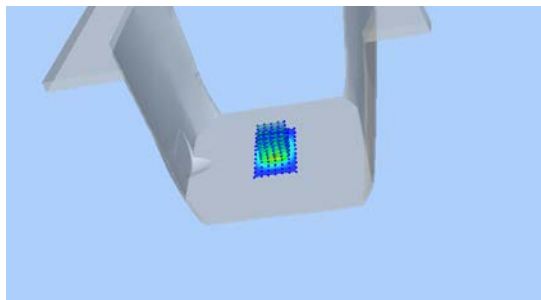
SAR Peak: 20.41 W/kg

SAR 10g (W/Kg)	6.080196
SAR 1g (W/Kg)	17.965831

Z (mm)	0.00	4.00	9.00	14.00	19.00	24.00	29.00
SAR (W/Kg)	20.4140	16.5603	12.8797	8.2004	4.4226	2.1066	1.0008



3D screen shot



Hot spot position

