



中认信通

CHINA CERTIFICATION ICT CO., LTD (DONGGUAN)



SAR TEST REPORT

Applicant: TECNO MOBILE LIMITED

Address: FLAT N 16/F BLOCK B UNIVERSAL INDUSTRIAL CENTRE 19-25
SHAN MEI STREET FOTAN NT HONGKONG

FCC ID: 2ADYY-LI9

Product Name: Mobile Phone

Model Number: LI9

Standard(s): 47 CFR Part 2(2.1093)

The above device has been tested and found compliant with the requirement of the relative standards by China Certification ICT Co., Ltd (Dongguan)

Report Number: CR231167220-20

Date Of Issue: 2024-01-29

Reviewed By: Karl Gong

Karl Gong

Title: SAR Engineer

Test Laboratory: China Certification ICT Co., Ltd (Dongguan)

No. 113, Pingkang Road, Dalang Town, Dongguan,
Guangdong, China
Tel: +86-769-82016888

SAR TEST RESULTSSUMMARY

Operation Frequency Bands	Highest Reported 1g SAR (W/kg)		Limits (W/kg)	
	Head SAR	Body SAR (Gap 10mm)		
GSM 850	0.520	0.270	1.6	
PCS 1900	0.665	0.718		
WCDMA Band 2	0.583	0.154		
WCDMA Band 4	0.418	0.096		
WCDMA Band 5	0.382	0.061		
LTE Band 2	0.320	0.099		
LTE Band 5	0.449	0.063		
LTE Band 7	0.438	0.196		
LTE Band 12&17	0.249	0.065		
LTE Band 40	0.389	0.168		
LTE Band 41&38	0.366	0.157		
LTE Band 42	0.418	0.110		
LTE Band 66&4	0.132	0.063		
5G NR n5	0.604	0.111		
5G NR n7	0.416	0.189		
5G NR n12	0.191	0.051		
5G NR n40	0.335	0.127		
5G NR n41&38	0.384	0.186		
5G NR n66	0.324	0.094		
5G NR n77&78	0.479	0.154		
WLAN 2.4G	0.158	0.035		
WLAN 5.2G	0.203	0.040		
WLAN 5.8G	0.384	0.148		
Maximum Simultaneous Transmission SAR				
Items	Head SAR	Body SAR (Gap 10mm)	Hotspot (Gap 10mm)	Limits
Sum SAR(W/kg)	1.049	0.866	0.866	1.6
SPLSR	NA	NA	NA	0.04
EUT Received Date:	2023/11/15			
Tested Date:	2024/01/14~2024/01/23			
Tested Result:	Pass			

Test Facility

The Test site used by China Certification ICT Co., Ltd (Dongguan) to collect test data is located on the No. 113, Pingkang Road, Dalang Town, Dongguan, Guangdong, China.

The lab has been recognized as the FCC accredited lab under the KDB 974614 D01 and is listed in the FCC Public Access Link (PAL) database, FCC Registration No. : 442868, the FCC Designation No. : CN1314.

Declarations

China Certification ICT Co., Ltd (Dongguan) is not responsible for the authenticity of any test data provided by the applicant. Data included from the applicant that may affect test results are marked with a triangle symbol “▲”. Customer model name, addresses, names, trademarks etc. are not considered data.

Unless otherwise stated the results shown in this test report refer only to the sample(s) tested.

This report cannot be reproduced except in full, without prior written approval of the Company.

This report is valid only with a valid digital signature. The digital signature may be available only under the Adobe software above version 7.0.

This report may contain data that are not covered by the accreditation scope and shall be marked with an asterisk “★”.

CONTENTS

DOCUMENT REVISION HISTORY	6
1. GENERAL INFORMATION	7
1.1 PRODUCT DESCRIPTION FOR DEVICE UNDER TEST (EUT)	7
1.2 TEST SPECIFICATION, METHODS AND PROCEDURES	8
1.3 SAR LIMITS.....	9
1.4 FACILITIES.....	10
2. SAR MEASUREMENT SYSTEM.....	11
3. EQUIPMENT LIST AND CALIBRATION	19
3.1 EQUIPMENTS LIST & CALIBRATION INFORMATION	19
4. SAR MEASUREMENT SYSTEM VERIFICATION	20
4.1 LIQUID VERIFICATION	20
4.2 SYSTEM ACCURACY VERIFICATION	24
4.3 SAR SYSTEM VALIDATION DATA.....	26
5. EUT TEST STRATEGY AND METHODOLOGY	39
5.1 TEST POSITIONS FOR DEVICE OPERATING NEXT TO A PERSON'S EAR	39
5.2 CHEEK/TOUCH POSITION.....	40
5.3 EAR/TILT POSITION.....	40
5.4 TEST POSITIONS FOR BODY-WORN AND OTHER CONFIGURATIONS	41
5.5 TEST DISTANCE FOR SAR EVALUATION.....	42
5.6 SAR EVALUATION PROCEDURE	43
6. CONDUCTED OUTPUT POWER MEASUREMENT	44
6.1 TEST PROCEDURE	44
6.2 DESCRIPTION OF TEST CONFIGURATION.....	45
6.3 MAXIMUM TARGET OUTPUT POWER.....	52
6.4 TEST RESULTS:	54
7. Standalone SAR test exclusion considerations.....	191
7.1 ANTENNA DISTANCE TO EDGE(TRX)	192
7.2 STANDALONE SAR TEST EXCLUSION CONSIDERATIONS.....	193
7.3 STANDALONE SAR ESTIMATION:	194
7.4 SAR TEST EXCLUSION FOR THE EUT EDGE CONSIDERATIONS RESULT	195
8. SAR MEASUREMENT RESULTS	196

8.1 SAR TEST DATA196

9. Measurement Variability 226

10. SAR SIMULTANEOUS TRANSMISSION DESCRIPTION 227

11. SAR Plots 229

APPENDIX A MEASUREMENT UNCERTAINTY 230

APPENDIX B EUT TEST POSITION PHOTOS 232

APPENDIX C CALIBRATION CERTIFICATES 233

DOCUMENT REVISION HISTORY

Revision Number	Report Number	Description of Revision	Date of Revision
1.0	CR231167220-20	Original Report	2024-01-29

1. GENERAL INFORMATION

1.1 Product Description for device under Test (EUT)

Device Type:	Portable
Exposure Category:	Population / Uncontrolled
Antenna Type(s):	Internal Antenna
Body-Worn Accessories:	None
Proximity Sensor:	None
Carrier Aggregation:	None
Operation modes:	GSM Voice, GPRS/EDGE Data, WCDMA(R99 (Voice+Data), HSUPA/HSDPA /HSPA+), FDD-LTE, TDD-LTE,WLAN, Bluetooth
Frequency Band:	GSM 850: 824-849 MHz(TX); 869-894 MHz(RX) PCS 1900: 1850-1910 MHz(TX); 1930-1990 MHz(RX) WCDMA Band 2: 1850-1910 MHz(TX); 1930-1990 MHz(RX) WCDMA Band 4: 1710-1755MHz(TX) ; 2110-2155 MHz(RX) WCDMA Band 5: 824-849 MHz(TX); 869-894 MHz(RX) LTE Band 2: 1850-1910 MHz(TX); 1930-1990 MHz(RX) LTE Band 4: 1710-1755MHz(TX) ; 2110-2155 MHz(RX) LTE Band 5: 824-849 MHz(TX); 869-894 MHz(RX) LTE Band 7: 2500-2570 MHz(TX); 2620-2690 MHz(RX) LTE Band 12: 699-716 MHz(TX); 729-746 MHz(RX) LTE Band 17: 704-716 MHz(TX); 734-746 MHz(RX) LTE Band 38: 2570-2620 MHz(TX/RX) LTE Band 40: 2305-2315 MHz(TX); 2305-2315 MHz(RX) 2350-2360 MHz(TX); 2350-2360 MHz(RX) LTE Band 41: 2535-2655 MHz(TX/RX) LTE Band 42: 3450-3550 MHz(TX/RX) LTE Band 66: 1710-1780 MHz(TX) ; 2110-2180 MHz(RX) 5G NR n5: 824-849 MHz(TX); 869-894 MHz(RX) 5G NR n7: 2500-2570 MHz(TX); 2620-2690 MHz(RX) 5G NR n12: 699-716 MHz(TX); 729-746 MHz(RX) 5G NR n38: 2570-2620 MHz(TX/RX) 5G NR n40: 2305-2315 MHz(TX); 2305-2315 MHz(RX) 2350-2360 MHz(TX); 2350-2360 MHz(RX) 5G NR n41: 2496-2690 MHz(TX/RX) 5G NR n66: 1710-1780 MHz(TX) ; 2110-2180 MHz(RX) 5G NR n77: 3450-3550 MHz(TX/RX) 3700-3980 MHz(TX/RX) 5G NR n78: 3450-3550 MHz(TX/RX) 3700-3800 MHz(TX/RX) WLAN 2.4G: 2412-2472 MHz/2422MHz-2462 MHz(TX/RX) WLAN 5.2G: 5150 -5250 MHz(TX/RX) WLAN 5.8G: 5725-5850 MHz(TX/RX) Bluetooth: 2402-2480MHz(TX/RX)
Dimensions (L*W*H):	166.2*76.8*7.9mm
Rated Input Voltage:	DC3.91V from Rechargeable Battery
Serial Number:	2DMJ-1
Normal Operation:	Head and Body Worn

1.2 Test Specification, Methods and Procedures

The tests documented in this report were performed in accordance with FCC 47 CFR § 2.1093, IEEE 1528-2013, the following FCC Published RF exposure KDB procedures:

KDB 447498 D01 General RF Exposure Guidance v06
KDB 648474 D04 Handset SAR v01r03
KDB865664 D01 SAR Measurement 100 MHz to 6 GHz v01r04
KDB865664 D02 RF Exposure Reporting v01r02
KDB941225 D01 3G SAR Procedures v03r01
KDB 941225 D05 SAR for LTE Devices v02r05
KDB941225 D06 Hotspot Mode v02r01
KDB 248227 D01 802.11 Wi-Fi SAR v02r02

TCB Workshop April 2019: RF Exposure Procedures

1.3 SAR Limits**FCC Limit**

EXPOSURE LIMITS	SAR (W/kg)	
	(General Population / Uncontrolled Exposure Environment)	(Occupational / Controlled Exposure Environment)
Spatial Average (averaged over the whole body)	0.08	0.4
Spatial Peak (averaged over any 1 g of tissue)	1.60	8.0
Spatial Peak (hands/wrists/feet/ankles averaged over 10 g)	4.0	20.0

Population/Uncontrolled Environments are defined as locations where there is the exposure of individual who have no knowledge or control of their exposure.

Occupational/Controlled Environments are defined as locations where there is exposure that maybe incurred by people who are aware of the potential for exposure (i.e. as a result of employment or occupation).

General Population/Uncontrolled environments Spatial Peak limit 1.6W/kg for 1g SAR applied to the EUT.

1.4 FACILITIES

The Test site used by China Certification ICT Co., Ltd (Dongguan) to collect test data is located on the No. 113, Pingkang Road, Dalang Town, Dongguan, Guangdong, China.

The test sites and measurement facilities used to collect data are located at:

<input checked="" type="checkbox"/> SAR Lab 1	<input type="checkbox"/> SAR Lab 2
---	------------------------------------

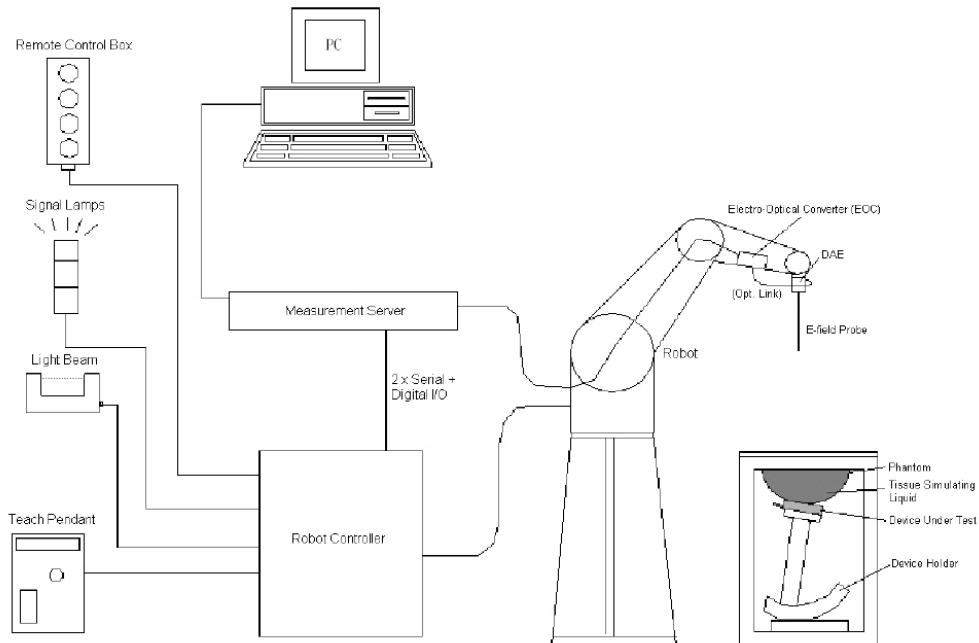
2. SAR MEASUREMENTSYSTEM

These measurements were performed with the automated near-field scanning system DASY5 from Schmid& Partner Engineering AG (SPEAG) which is the Fifth generation of the system shown in the figure hereinafter:



DASY5 System Description

The DASY5 system for performing compliance tests consists of the following items:



- A standard high precision 6-axis robot with controller, teach pendant and software. An arm extension for accommodating the data acquisition electronics (DAE).
- An isotropic field probe optimized and calibrated for the targeted measurement.
- A data acquisition electronics (DAE) which performs the signal application, signal multiplexing, AD-conversion, offset measurements, mechanical surface detection, collision detection, etc. The unit is battery powered with standard or rechargeable batteries. The signal is optically transmitted to the EOC.
- The Electro-optical converter (EOC) performs the conversion from optical to electrical signals for the digital communication to the DAE. To use optical surface detection, a special version of the EOC is required. The EOC signal is transmitted to the measurement server.
- The function of the measurement server is to perform the time critical tasks such as signal filtering, control of the robot operation and fast movement interrupts.
- The Light Beam used is for probe alignment. This improves the (absolute) accuracy of the probe positioning.
- A computer running Win7 professional operating system and the DASY52 software.
- Remote control and teach pendant as well as additional circuitry for robot safety such as warning lamps, etc.
- The phantom, the device holder and other accessories according to the targeted measurement.

DASY5 Measurement Server

The DASY5 measurement server is based on aPC/104 CPU board with a 400MHz Intel ULVCeleron, 128MB chip-disk and 128MB RAM. The necessary circuits for communication with the DAE4 (or DAE3) electronics box, as well as the 16 bit AD-converter system for optical detection and digital I/O interface are contained on the DASY5 I/O board, which is directly connected to the PC/104 bus of the CPU board.



The measurement server performs all real-time data evaluation of field measurements and surface detection, controls robot movements and handles safety operation. The PC operating system cannot interfere with these time critical processes. All connections are supervised by a watchdog, and disconnection of any of the cables to the measurement server will automatically disarm the robot and disable all program-controlled robot movements. Furthermore, the measurement server is equipped with an expansion port which is reserved for future applications. Please note that this expansion port does not have a standardized point out, and therefore only devices provided by SPEAG can be connected. Devices from any other supplier could seriously damage the measurement server.

Data Acquisition Electronics

The data acquisition electronics (DAE4) consist of a highly sensitive electrometer-grade preamplifier with auto-zeroing, a channel and gain-switching multiplexer, a fast 16 bit AD-converter and a command decoder with a control logic unit. Transmission to the measurement server is accomplished through an optical downlink for data and status information, as well as an optical uplink for commands and the clock.

The mechanical probe mounting device includes two different sensor systems for frontal and sideways probe contacts. They are used for mechanical surface detection and probe collision detection.

The input impedance of both the DAE4 as well as of the DAE3 box is 200M Ω ; the inputs are symmetrical and floating. Common mode rejection is above 80 dB.

EX3DV4 E-Field Probes

Frequency	4 MHz - 10 GHz Linearity: ± 0.2 dB (30 MHz to 10 GHz)
Directivity	± 0.1 dB in TSL (rotation around probe axis) ± 0.3 dB in TSL (rotation normal to probe axis)
Dynamic Range	10 μ W/g to > 100 mW/g Linearity: ± 0.2 dB (noise: typically < 1 μ W/g)
Dimensions	Overall length: 337 mm (Tip: 20 mm) Tip diameter: 2.5 mm (Body: 12 mm) Typical distance from probe tip to dipole centers: 1 mm
Application	High precision dosimetric measurements in any exposure scenario (e.g., very strong gradient fields); the only probe that enables compliance testing for frequencies up to 6 GHz with precision of better 30%.
Compatibility	DASY3, DASY4, DASY52, DASY6, DASY8 SAR, EASY6, EASY4/MRI

Calibration Frequency Points for EX3DV4 E-Field Probes SN: 3801 Calibrated: 2023/6/23

Calibration Frequency Point(MHz)	Frequency Range(MHz)		Conversion Factor		
	From	To	X	Y	Z
150 Head	100	200	11.02	11.02	11.02
450 Head	350	550	10.11	10.11	10.11
750 Head	650	810	9.49	9.49	9.49
835 Head	810	860	9.17	9.17	9.17
900 Head	860	1000	9.08	9.08	9.08
1450 Head	1350	1550	8.32	8.32	8.32
1750 Head	1650	1850	8.22	8.22	8.22
1900 Head	1850	2000	7.93	7.93	7.93
2100 Head	2000	2200	7.87	7.87	7.87
2300 Head	2200	2399	7.62	7.62	7.62
2450 Head	2399	2500	7.38	7.38	7.38
2600 Head	2500	2700	7.16	7.16	7.16
3300 Head	3200	3400	6.52	6.52	6.52
3500 Head	3400	3600	6.46	6.46	6.46
3700 Head	3600	3800	4.40	4.40	4.40
3900 Head	3800	4000	6.33	6.33	6.33
4100 Head	4000	4150	5.98	5.98	5.98
4200 Head	4150	4300	5.95	5.95	5.95
4400 Head	4300	4500	5.74	5.74	5.74
4600 Head	4500	4700	5.73	5.73	5.73
4800 Head	4700	4870	5.72	5.72	5.72
4950 Head	4870	5060	5.38	5.38	5.38
5250 Head	5140	5360	5.19	5.19	5.19
5600 Head	5490	5675	4.60	4.60	4.60
5750 Head	5675	5860	4.69	4.69	4.69

SAM Twin Phantom

The SAM twin phantom is a fiberglass shell phantom with 2mm shell thickness (except the ear region, where shell thickness increases to 6 mm). The phantom has three measurement areas:

- _ Left Head
- _ Right Head
- _ Flat phantom

The phantom table for the DASY systems based on the robots have the size of 100 x 50 x 85 cm (L x W x H). For easy dislocation these tables have fork lift cut outs at the bottom.

The bottom plate contains three pairs of bolts for locking the device holder. The device holder positions are adjusted to the standard measurement positions in the three sections. Only one device holder is necessary if two phantoms are used (e.g., for different liquids)



A white cover is provided to cover the phantom during off-periods to prevent water evaporation and changes in the liquid parameters. Free space scans of devices on top of this phantom cover are possible. Three reference marks are provided on the phantom counter. These reference marks are used to teach the absolute phantom position relative to the robot.

Robots

The DASY5 system uses the high precision industrial robot. The robot offers the same features important for our application:

- High precision (repeatability 0.02mm)
- High reliability (industrial design)
- Low maintenance costs (virtually maintenance free due to direct drive gears; no belt drives)
- Jerk-free straight movements (brushless synchrony motors; no stepper motors)
- Low ELF interference (motor control fields shielded via the closed metallic construction shields)

The above mentioned robots are controlled by the Staubli CS8c robot controllers. All information regarding the use and maintenance of the robot arm and the robot controller is contained on the CDs delivered along with the robot. Paper manuals are available upon request direct from Staubli.

SAR Scan Procedures

Step 1: Power Reference Measurement

The Power Reference Measurement and Power Drift Measurements are for monitoring the power drift of the device under test in the batch process. The minimum distance of probe sensors to surface determines the closest measurement point to phantom surface. The minimum distance of probe sensors to surface is 1.4 mm. This distance cannot be smaller than the distance of sensor calibration points to probe tip as defined in the probe properties.

Step 2: Area Scans

Area scans are defined prior to the measurement process being executed with a user defined variable spacing between each measurement point (integral) allowing low uncertainty measurements to be conducted. Scans defined for FCC applications utilize a 15mm² step integral, with 1.5mm interpolation used to locate the peak SAR area used for zoom scan assessments.

Where the system identifies multiple SAR peaks (which are within 25% of peak value) the system will provide the user with the option of assessing each peak location individually for zoom scan averaging.

Area Scan Parameters extracted from KDB 865664 D01 SAR Measurement 100 MHz to 6 GHz

	≤ 3 GHz	> 3 GHz
Maximum distance from closest measurement point (geometric center of probe sensors) to phantom surface	5 mm ± 1 mm	$\frac{1}{2} \cdot \delta \cdot \ln(2)$ mm ± 0.5 mm
Maximum probe angle from probe axis to phantom surface normal at the measurement location	30° ± 1°	20° ± 1°
Maximum area scan spatial resolution: Δx_{Area} , Δy_{Area}	≤ 2 GHz: ≤ 15 mm 2 – 3 GHz: ≤ 12 mm	3 – 4 GHz: ≤ 12 mm 4 – 6 GHz: ≤ 10 mm
	When the x or y dimension of the test device, in the measurement plane orientation, is smaller than the above, the measurement resolution must be ≤ the corresponding x or y dimension of the test device with at least one measurement point on the test device.	

Step 3: Zoom Scan (Cube Scan Averaging)

The averaging zoom scan volume utilized in the DASY5 software is in the shape of a cube and the side dimension of a 1 g or 10 g mass is dependent on the density of the liquid representing the simulated tissue. A density of 1000 kg/m³ is used to represent the head and body tissue density and not the phantom liquid density, in order to be consistent with the definition of the liquid dielectric properties, i.e. the side length of the 1 g cube is 5mm, with the side length of the 10g cube is 21.5mm.

Zoom Scan Parameters extracted from KDB 865664 D01 SAR Measurement 100 MHz to 6 GHz

			≤ 3 GHz	> 3 GHz
Maximum zoom scan spatial resolution: Δx_{Zoom} , Δy_{Zoom}			≤ 2 GHz: ≤ 8 mm 2 – 3 GHz: ≤ 5 mm*	3 – 4 GHz: ≤ 5 mm* 4 – 6 GHz: ≤ 4 mm*
Maximum zoom scan spatial resolution, normal to phantom surface	uniform grid: $\Delta z_{Zoom}(n)$		≤ 5 mm	3 – 4 GHz: ≤ 4 mm 4 – 5 GHz: ≤ 3 mm 5 – 6 GHz: ≤ 2 mm
	graded grid	$\Delta z_{Zoom}(1)$: between 1 st two points closest to phantom surface	≤ 4 mm	3 – 4 GHz: ≤ 3 mm 4 – 5 GHz: ≤ 2.5 mm 5 – 6 GHz: ≤ 2 mm
		$\Delta z_{Zoom}(n>1)$: between subsequent points	≤ 1.5 · $\Delta z_{Zoom}(n-1)$ mm	
Minimum zoom scan volume	x, y, z	≥ 30 mm	3 – 4 GHz: ≥ 28 mm 4 – 5 GHz: ≥ 25 mm 5 – 6 GHz: ≥ 22 mm	
Note: δ is the penetration depth of a plane-wave at normal incidence to the tissue medium; see IEEE Std 1528-2013 for details. * When zoom scan is required and the <i>reported</i> SAR from the <i>area scan based 1-g SAR estimation</i> procedures of KDB Publication 447498 is ≤ 1.4 W/kg, ≤ 8 mm, ≤ 7 mm and ≤ 5 mm zoom scan resolution may be applied, respectively, for 2 GHz to 3 GHz, 3 GHz to 4 GHz and 4 GHz to 6 GHz.				

Step 4: Power Drift Measurement

The Power Drift Measurement measures the field at the same location as the most recent power reference measurement within the same procedure, and with the same settings. The Power Drift Measurement gives the field difference in dB from the reading conducted within the last Power Reference Measurement. This allows a user to monitor the power drift of the device under test within a batch process. The measurement procedure is the same as Step 1.

When the cube intersects with the surface of the phantom, it is oriented so that 3 vertices touch the surface of the shell or the center of a face is tangent to the surface. The face of the cube closest to the surface is modified in order to conform to the tangent surface.

The zoom scan integer steps can be user defined so as to reduce uncertainty, but normal practice for typical test applications (including FCC) utilize a physical step of 7 x 7 x 7 (5mm x 5mm x 5mm) providing a volume of 30 mm in the X & Y & Z axis.

Tissue Dielectric Parameters for Head and Body Phantoms

The head tissue dielectric parameters recommended by the IEC 62209-1:2016

Recommended Tissue Dielectric Parameters for Head liquid

Table A.3 – Dielectric properties of the head tissue-equivalent liquid

Frequency MHz	Relative permittivity ϵ_r	Conductivity (σ) S/m
300	45,3	0,87
450	43,5	0,87
<i>750</i>	<i>41,9</i>	<i>0,89</i>
835	41,5	0,90
900	41,5	0,97
1 450	40,5	1,20
<i>1 500</i>	<i>40,4</i>	<i>1,23</i>
<i>1 640</i>	<i>40,2</i>	<i>1,31</i>
<i>1 750</i>	<i>40,1</i>	<i>1,37</i>
1 800	40,0	1,40
1 900	40,0	1,40
2 000	40,0	1,40
<i>2 100</i>	<i>39,8</i>	<i>1,49</i>
<i>2 300</i>	<i>39,5</i>	<i>1,67</i>
2 450	39,2	1,80
<i>2 600</i>	<i>39,0</i>	<i>1,96</i>
3 000	38,5	2,40
<i>3 500</i>	<i>37,9</i>	<i>2,91</i>
<i>4 000</i>	<i>37,4</i>	<i>3,43</i>
<i>4 500</i>	<i>36,8</i>	<i>3,94</i>
<i>5 000</i>	<i>36,2</i>	<i>4,45</i>
<i>5 200</i>	<i>36,0</i>	<i>4,66</i>
<i>5 400</i>	<i>35,8</i>	<i>4,86</i>
<i>5 600</i>	<i>35,5</i>	<i>5,07</i>
<i>5 800</i>	<i>35,3</i>	<i>5,27</i>
<i>6 000</i>	<i>35,1</i>	<i>5,48</i>

NOTE For convenience, permittivity and conductivity values at those frequencies which are not part of the original data provided by Drossos et al. [33] or the extension to 5 800 MHz are provided (i.e. the values shown *in italics*). These values were linearly interpolated between the values in this table that are immediately above and below these values, except the values at 6 000 MHz that were linearly extrapolated from the values at 3 000 MHz and 5 800 MHz.

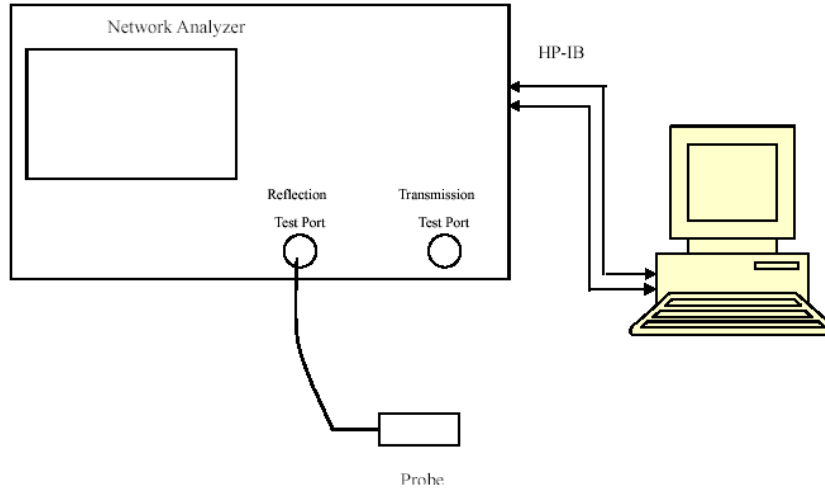
3. EQUIPMENT LIST AND CALIBRATION

3.1 Equipments List & Calibration Information

Equipment	Model	S/N	Calibration Date	Calibration Due Date
DASY5 Test Software	DASY52.10	N/A	NCR	NCR
DASY5 Measurement Server	DASY5 4.5.12	1567	NCR	NCR
Data Acquisition Electronics	DAE4	1493	2023/3/17	2024/3/16
E-Field Probe	EX3DV4	3801	2023/6/23	2024/6/22
Mounting Device	MD4HHTV5	BJPCTC0152	NCR	NCR
Twin SAM	Twin SAM V5.0	1412	NCR	NCR
Dipole, 750 MHz	D750V3	1230	2023/3/24	2026/3/23
Dipole, 1750 MHz	D1750V2	1200	2023/3/27	2026/3/26
Dipole, 1900 MHz	D1900V2	5d251	2023/3/27	2026/3/26
Dipole, 2300 MHz	D2300V2	1135	2023/3/27	2026/3/26
Dipole, 2450 MHz	D2450V2	1102	2023/3/27	2026/3/26
Dipole, 2600 MHz	D2600V2	1206	2023/3/27	2026/3/26
Dipole, 3500 MHz	D3500V2	1113	2023/10/18	2026/10/17
Dipole, 3900 MHz	D3900V2	1058	2023/9/26	2026/9/25
Dipole, 5GHz	D5GHzV2	1245	2023/8/23	2026/8/22
Simulated Tissue Liquid Head(500-9500 MHz)	HBBL600-10000V6	220420-2	Each Time	/
Network Analyzer	8753B	2828A00170	2023/10/24	2024/10/23
Dielectric assessment kit	1319	SM DAK 040 CA	NCR	NCR
MXG Vector Signal Generator	N5182B	MY51350144	2023/3/31	2024/3/30
Power Meter	ML2495A	1106009	2023/8/4	2024/8/3
Pulse Power Sensor	MA2411A	10780	2023/8/4	2024/8/3
Power Amplifier	ZHL-5W-202-S+	416402204	NCR	NCR
Power Amplifier	ZVE-6W-83+	637202210	NCR	NCR
Directional Coupler	441493	520Z	NCR	NCR
Attenuator	20dB, 100W	LN749	NCR	NCR
Attenuator	6dB, 150W	2754	NCR	NCR
Thermometer	DTM3000	3892	2023/3/31	2024/3/30
Universal Radio Communication Tester	CMU200	110 825	2023/3/31	2024/3/30
Wideband Radio Communication Tester	CMW500	149218	2023/3/31	2024/3/30
Spectrum Analyzer	FSV40	101943	2023/3/31	2024/3/30

4. SAR MEASUREMENT SYSTEM VERIFICATION

4.1 Liquid Verification



Liquid Verification Setup Block Diagram

Liquid Verification Results

Frequency (MHz)	LiquidType	Liquid Parameter		Target Value		Delta (%)		Tolerance (%)
		ϵ_r	σ (S/m)	ϵ_r	σ (S/m)	$\Delta\epsilon_r$	$\Delta\sigma$	
750	Simulated Tissue Liquid Head	42.877	0.856	41.9	0.89	2.33	-3.82	±5
826.4	Simulated Tissue Liquid Head	41.532	0.915	41.54	0.9	-0.02	1.67	±5
829	Simulated Tissue Liquid Head	42.438	0.873	41.53	0.9	2.19	-3	±5
834	Simulated Tissue Liquid Head	42.366	0.876	41.5	0.9	2.09	-2.67	±5
836.5	Simulated Tissue Liquid Head	41.669	0.905	41.5	0.9	0.41	0.56	±5
836.6	Simulated Tissue Liquid Head	41.672	0.905	41.5	0.9	0.41	0.56	±5
839	Simulated Tissue Liquid Head	42.155	0.893	41.5	0.9	1.58	-0.78	±5
844	Simulated Tissue Liquid Head	42.096	0.902	41.5	0.91	1.44	-0.88	±5
846.6	Simulated Tissue Liquid Head	41.401	0.928	41.5	0.91	-0.24	1.98	±5

*Liquid Verification above was performed on 2024/1/14.

Frequency (MHz)	LiquidType	Liquid Parameter		Target Value		Delta (%)		Tolerance (%)
		ϵ_r	σ (S/m)	ϵ_r	σ (S/m)	$\Delta\epsilon_r$	$\Delta\sigma$	
704	Simulated Tissue Liquid Head	42.683	0.855	42.15	0.89	1.26	-3.93	± 5
706.5	Simulated Tissue Liquid Head	42.598	0.861	42.13	0.89	1.11	-3.26	± 5
707.5	Simulated Tissue Liquid Head	41.855	0.873	42.13	0.89	-0.65	-1.91	± 5
708.5	Simulated Tissue Liquid Head	42.434	0.872	42.12	0.89	0.75	-2.02	± 5
711	Simulated Tissue Liquid Head	42.324	0.877	42.11	0.89	0.51	-1.46	± 5
750	Simulated Tissue Liquid Head	41.711	0.89	41.9	0.89	-0.45	0	± 5
824.2	Simulated Tissue Liquid Head	42.468	0.867	41.55	0.9	2.21	-3.67	± 5
836.6	Simulated Tissue Liquid Head	41.672	0.905	41.5	0.9	0.41	0.56	± 5
848.8	Simulated Tissue Liquid Head	42.018	0.906	41.5	0.91	1.25	-0.44	± 5

*Liquid Verification above was performed on 2024/1/15.

Frequency (MHz)	LiquidType	Liquid Parameter		Target Value		Delta (%)		Tolerance (%)
		ϵ_r	σ (S/m)	ϵ_r	σ (S/m)	$\Delta\epsilon_r$	$\Delta\sigma$	
1712.4	Simulated Tissue Liquid Head	41.251	1.306	40.13	1.35	2.79	-3.26	± 5
1720	Simulated Tissue Liquid Head	41.219	1.313	40.13	1.35	2.71	-2.74	± 5
1730	Simulated Tissue Liquid Head	41.123	1.325	40.12	1.36	2.5	-2.57	± 5
1732.6	Simulated Tissue Liquid Head	39.105	1.36	40.12	1.36	-2.53	0	± 5
1745	Simulated Tissue Liquid Head	38.604	1.356	40.1	1.37	-3.73	-1.02	± 5
1750	Simulated Tissue Liquid Head	40.752	1.338	40.1	1.37	1.63	-2.34	± 5
1752.6	Simulated Tissue Liquid Head	40.806	1.357	40.09	1.37	1.79	-0.95	± 5
1760	Simulated Tissue Liquid Head	40.712	1.373	40.08	1.38	1.58	-0.51	± 5
1770	Simulated Tissue Liquid Head	40.593	1.384	40.06	1.38	1.33	0.29	± 5

*Liquid Verification above was performed on 2024/1/16.

Frequency (MHz)	LiquidType	Liquid Parameter		Target Value		Delta (%)		Tolerance (%)
		ϵ_r	σ (S/m)	ϵ_r	σ (S/m)	$\Delta\epsilon_r$	$\Delta\sigma$	
1850.2	Simulated Tissue Liquid Head	40.028	1.395	40	1.4	0.07	-0.36	± 5
1852.4	Simulated Tissue Liquid Head	39.945	1.397	40	1.4	-0.14	-0.21	± 5
1860	Simulated Tissue Liquid Head	39.894	1.409	40	1.4	-0.27	0.64	± 5
1880	Simulated Tissue Liquid Head	40.682	1.431	40	1.4	1.71	2.21	± 5
1900	Simulated Tissue Liquid Head	39.866	1.417	40	1.4	-0.34	1.21	± 5
1907.6	Simulated Tissue Liquid Head	39.564	1.431	40	1.4	-1.09	2.21	± 5
1909.8	Simulated Tissue Liquid Head	39.543	1.434	40	1.4	-1.14	2.43	± 5
1909.8	Simulated Tissue Liquid Head	40.028	1.395	40	1.4	0.07	-0.36	± 5

*Liquid Verification above was performed on 2024/1/17.

Frequency (MHz)	LiquidType	Liquid Parameter		Target Value		Delta (%)		Tolerance (%)
		ϵ_r	σ (S/m)	ϵ_r	σ (S/m)	$\Delta\epsilon_r$	$\Delta\sigma$	
2300	Simulated Tissue Liquid Head	39.607	1.633	39.5	1.67	0.27	-2.22	± 5
2310	Simulated Tissue Liquid Head	39.467	1.64	39.48	1.68	-0.03	-2.38	± 5
2355	Simulated Tissue Liquid Head	39.094	1.697	39.39	1.72	-0.75	-1.34	± 5
2300	Simulated Tissue Liquid Head	40.392	1.621	39.5	1.67	2.26	-2.93	± 5
2310	Simulated Tissue Liquid Head	40.151	1.667	39.48	1.68	1.7	-0.77	± 5
2355	Simulated Tissue Liquid Head	40.36	1.67	39.39	1.72	2.46	-2.91	± 5

*Liquid Verification above was performed on 2024/1/18 to 2024/1/19.

Frequency (MHz)	LiquidType	Liquid Parameter		Target Value		Delta (%)		Tolerance (%)
		ϵ_r	σ (S/m)	ϵ_r	σ (S/m)	$\Delta\epsilon_r$	$\Delta\sigma$	
2412	Simulated Tissue Liquid Head	39.351	1.778	39.28	1.77	0.18	0.45	± 5
2442	Simulated Tissue Liquid Head	39.225	1.789	39.22	1.79	0.01	-0.06	± 5
2450	Simulated Tissue Liquid Head	39.262	1.786	39.2	1.8	0.16	-0.78	± 5
2472	Simulated Tissue Liquid Head	39.096	1.808	39.17	1.82	-0.19	-0.66	± 5
2510	Simulated Tissue Liquid Head	38.986	1.812	39.12	1.86	-0.34	-2.58	± 5
2535	Simulated Tissue Liquid Head	40.459	1.92	39.09	1.89	3.5	1.59	± 5
2560	Simulated Tissue Liquid Head	38.709	1.916	39.05	1.92	-0.87	-0.21	± 5

*Liquid Verification above was performed on 2024/1/20.

Frequency (MHz)	LiquidType	Liquid Parameter		Target Value		Delta (%)		Tolerance (%)
		ϵ_r	σ (S/m)	ϵ_r	σ (S/m)	$\Delta\epsilon_r$	$\Delta\sigma$	
2412	Simulated Tissue Liquid Head	39.358	1.737	39.28	1.77	0.2	-1.86	± 5
2442	Simulated Tissue Liquid Head	39.285	1.751	39.22	1.79	0.17	-2.18	± 5
2450	Simulated Tissue Liquid Head	39.162	1.779	39.2	1.8	-0.1	-1.17	± 5
2472	Simulated Tissue Liquid Head	38.866	1.828	39.17	1.82	-0.78	0.44	± 5
2506	Simulated Tissue Liquid Head	38.792	1.842	39.13	1.86	-0.86	-0.97	± 5
2549.5	Simulated Tissue Liquid Head	38.645	1.848	39.07	1.91	-1.09	-3.25	± 5
2593	Simulated Tissue Liquid Head	39.954	2.027	39.01	1.95	2.42	3.95	± 5
2600	Simulated Tissue Liquid Head	38.413	1.959	39	1.96	-1.51	-0.05	± 5
2636.5	Simulated Tissue Liquid Head	38.225	2.031	38.95	2	-1.86	1.55	± 5
2680	Simulated Tissue Liquid Head	38.078	2.055	38.9	2.05	-2.11	0.24	± 5

*Liquid Verification above was performed on 2024/1/21.

Frequency (MHz)	LiquidType	Liquid Parameter		Target Value		Delta (%)		Tolerance (%)
		ϵ_r	σ (S/m)	ϵ_r	σ (S/m)	$\Delta\epsilon_r$	$\Delta\sigma$	
3475	Simulated Tissue Liquid Head	38.779	2.854	37.93	2.88	2.24	-0.9	± 5
3500	Simulated Tissue Liquid Head	38.227	2.901	37.9	2.91	0.86	-0.31	± 5
3525	Simulated Tissue Liquid Head	38.097	3.015	37.88	2.94	0.57	2.55	± 5

*Liquid Verification above was performed on 2024/1/22.

Frequency (MHz)	LiquidType	Liquid Parameter		Target Value		Delta (%)		Tolerance (%)
		ϵ_r	σ (S/m)	ϵ_r	σ (S/m)	$\Delta\epsilon_r$	$\Delta\sigma$	
3840	Simulated Tissue Liquid Head	37.803	3.219	37.56	3.26	0.65	-1.26	± 5
3930	Simulated Tissue Liquid Head	37.056	3.278	37.47	3.36	-1.1	-2.44	± 5
3900	Simulated Tissue Liquid Head	36.944	3.339	37.5	3.33	-1.48	0.27	± 5

*Liquid Verification above was performed on 2024/1/23..

Frequency (MHz)	LiquidType	Liquid Parameter		Target Value		Delta (%)		Tolerance (%)
		ϵ_r	σ (S/m)	ϵ_r	σ (S/m)	$\Delta\epsilon_r$	$\Delta\sigma$	
5180	Simulated Tissue Liquid Head	36.375	4.546	36.02	4.64	0.99	-2.03	± 5
5200	Simulated Tissue Liquid Head	36.259	4.606	36	4.66	0.72	-1.16	± 5
5240	Simulated Tissue Liquid Head	36.171	4.657	35.96	4.7	0.59	-0.91	± 5
5250	Simulated Tissue Liquid Head	36.315	4.597	35.95	4.71	1.02	-2.4	± 5
5745	Simulated Tissue Liquid Head	34.961	5.199	35.36	5.22	-1.13	-0.4	± 5
5750	Simulated Tissue Liquid Head	34.795	5.217	35.35	5.22	-1.57	-0.06	± 5
5785	Simulated Tissue Liquid Head	34.782	5.304	35.32	5.26	-1.52	0.84	± 5
5825	Simulated Tissue Liquid Head	34.648	5.395	35.28	5.3	-1.79	1.79	± 5

*Liquid Verification above was performed on 2024/1/23.

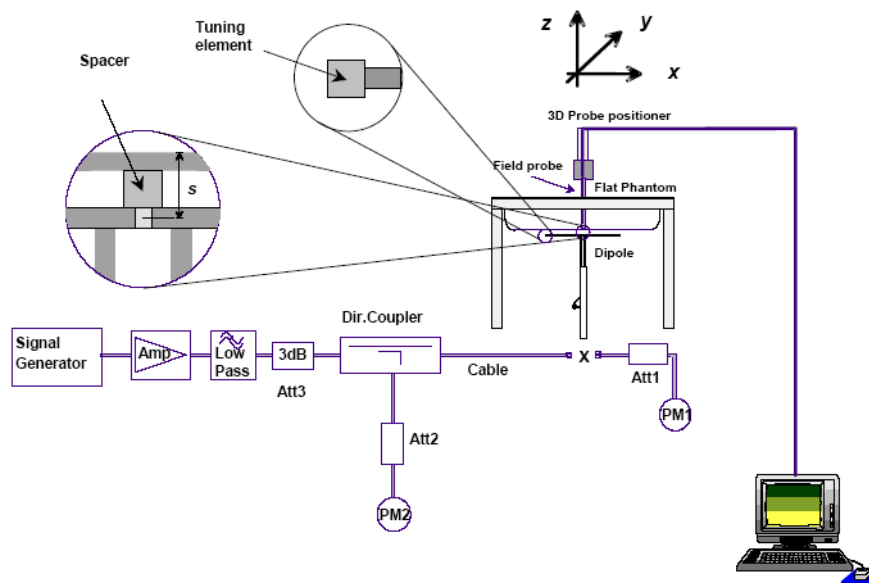
4.2 System Accuracy Verification

Prior to the assessment, the system validation kit was used to test whether the system was operating within its specifications of $\pm 10\%$. The validation results are tabulated below. And also the corresponding SAR plot is attached as well in the SAR plots files.

The spacing distances in the **System Verification Setup Block Diagram** is given by the following:

- a) $s = 15 \text{ mm} \pm 0,2 \text{ mm}$ for $300 \text{ MHz} \leq f \leq 1\,000 \text{ MHz}$;
- b) $s = 10 \text{ mm} \pm 0,2 \text{ mm}$ for $1\,000 \text{ MHz} < f \leq 3\,000 \text{ MHz}$;
- c) $s = 10 \text{ mm} \pm 0,2 \text{ mm}$ for $3\,000 \text{ MHz} < f \leq 6\,000 \text{ MHz}$.

System Verification Setup Block Diagram



System Accuracy Check Results

Date	Frequency Band	Liquid Type	Input Power (mW)	Measured SAR (W/kg)	Normalized to 1W (W/kg)	Target Value (W/kg)	Delta (%)	Tolerance (%)
2024/1/14	750	Simulated Tissue Liquid Head	100	1g 0.862	8.62	8.49	1.531	± 10
2024/1/15	750	Simulated Tissue Liquid Head	100	1g 0.857	8.57	8.49	0.942	± 10
2024/1/16	1750	Simulated Tissue Liquid Head	100	1g 3.91	39.1	35.8	9.218	± 10
2024/1/17	1900	Simulated Tissue Liquid Head	100	1g 3.98	39.8	38.9	2.314	± 10
2024/1/18	2300	Simulated Tissue Liquid Head	100	1g 5.05	50.5	48.2	4.772	± 10
2024/1/19	2300	Simulated Tissue Liquid Head	100	1g 5.06	50.6	48.2	4.979	± 10
2024/1/20	2450	Simulated Tissue Liquid Head	100	1g 5.34	53.4	50.9	4.912	± 10
2024/1/21	2450	Simulated Tissue Liquid Head	100	1g 5.43	54.3	50.9	6.680	± 10
2024/1/21	2600	Simulated Tissue Liquid Head	100	1g 5.51	55.1	56	-1.607	± 10

*The SAR values above are normalized to 1 Watt forward power.

Date	Frequency Band	Liquid Type	Input Power (mW)	Measured SAR (W/kg)		Normalized to 1W (W/kg)	Target Value (W/kg)	Delta (%)	Tolerance (%)
2024/01/22	3500	Simulated Tissue Liquid Head	100	1g	6.79	67.9	66.4	2.259	±10
2024/01/23	3900	Simulated Tissue Liquid Head	100	1g	7.01	70.1	68.6	2.187	±10
2024/01/23	5250	Simulated Tissue Liquid Head	100	1g	7.76	77.6	78	-0.513	±10
2024/01/23	5750	Simulated Tissue Liquid Head	100	1g	7.85	78.5	77.8	0.900	±10

*The SAR values above are normalized to 1 Watt forward power.

4.3 SAR SYSTEM VALIDATION DATA

System Performance 750 MHz was performed on 2024/1/14

DUT: D750V3; Type: 750 MHz; Serial: 1230

Communication System: CW; Frequency: 750 MHz; Duty Cycle: 1:1

Medium parameters used: $f = 750$ MHz; $\sigma = 0.856$ S/m; $\epsilon_r = 42.877$; $\rho = 1000$ kg/m³

Phantom section: Flat Section

DASY5 Configuration:

- Probe: EX3DV4 - SN3801; ConvF(9.49, 9.49, 9.49) @ 750 MHz; Calibrated: 2023/6/23
- Sensor-Surface: 1.4mm (Mechanical Surface Detection)
- Electronics: DAE4 Sn1493; Calibrated: 2023/3/17
- Phantom: Twin SAM; Type: Twin SAM V5.0; Serial: TP:1412
- Measurement SW: DASY52, Version 52.10 (2); SEMCAD X Version 14.6.12 (7470)

Area Scan (6x12x1): Measurement grid: dx=15mm, dy=15mm

Maximum value of SAR (measured) = 1.07 W/kg

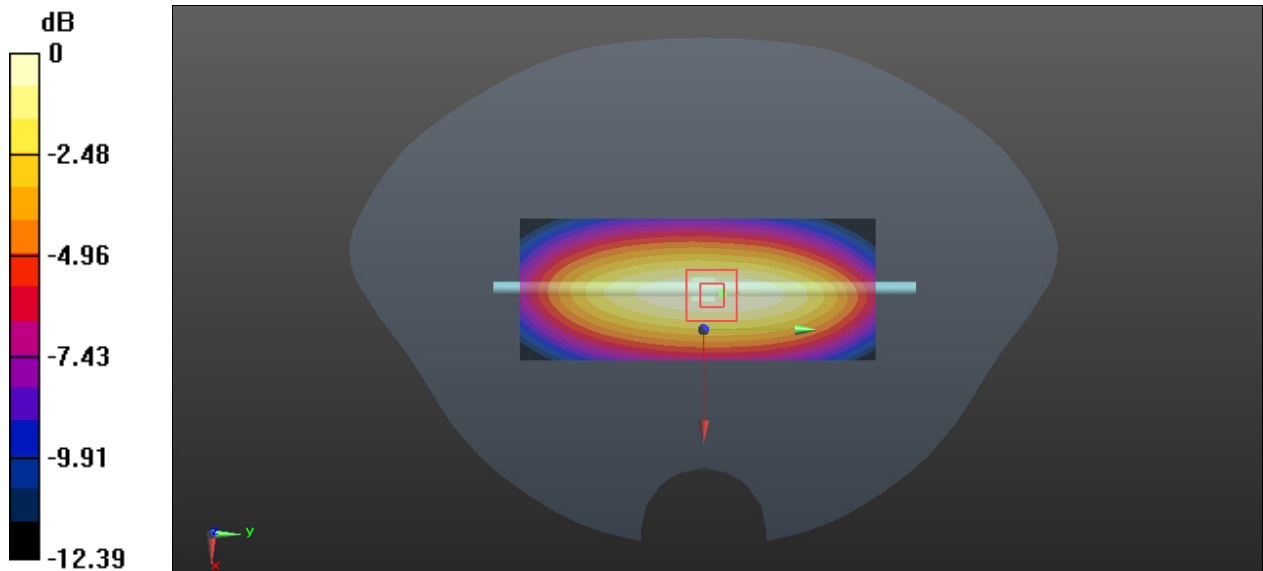
Zoom Scan (5x5x7)/Cube 0: Measurement grid: dx=8mm, dy=8mm, dz=5mm

Reference Value = 32.02 V/m; Power Drift = 0.07 dB

Peak SAR (extrapolated) = 1.36 W/kg

SAR(1 g) = 0.862 W/kg; SAR(10 g) = 0.569 W/kg

Maximum value of SAR (measured) = 1.13 W/kg



0 dB = 1.13 W/kg = 0.53 dBW/kg

System Performance 750 MHz was performed on 2024/1/15**DUT: D750V3; Type: 750 MHz; Serial: 1230**

Communication System: CW; Frequency: 750 MHz; Duty Cycle: 1:1
Medium parameters used: $f = 750$ MHz; $\sigma = 0.889$ S/m; $\epsilon_r = 41.711$; $\rho = 1000$ kg/m³
Phantom section: Flat Section

DASY5 Configuration:

- Probe: EX3DV4 - SN3801; ConvF(9.49, 9.49, 9.49) @ 750 MHz; Calibrated: 2023/6/23
- Sensor-Surface: 1.4mm (Mechanical Surface Detection)
- Electronics: DAE4 Sn1493; Calibrated: 2023/3/17
- Phantom: Twin SAM; Type: Twin SAM V5.0; Serial: TP:1412
- Measurement SW: DASY52, Version 52.10 (2); SEMCAD X Version 14.6.12 (7470)

Area Scan (6x12x1): Measurement grid: dx=15mm, dy=15mm

Maximum value of SAR (measured) = 1.19 W/kg

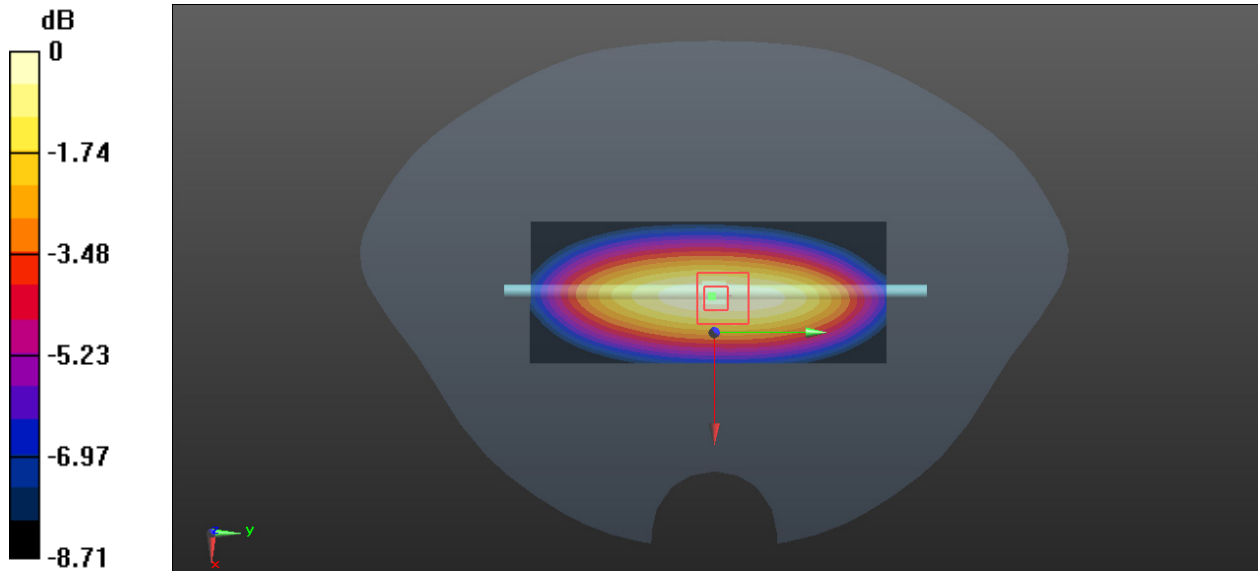
Zoom Scan (5x5x7)/Cube 0: Measurement grid: dx=8mm, dy=8mm, dz=5mm

Reference Value = 31.53 V/m; Power Drift = -0.02 dB

Peak SAR (extrapolated) = 1.37 W/kg

SAR(1 g) = 0.857 W/kg; SAR(10 g) = 0.564 W/kg

Maximum value of SAR (measured) = 1.17 W/kg



0 dB = 1.17 W/kg = 0.68 dBW/kg

System Performance 1750MHz was performed on 2024/1/16**DUT: D1750V2; Type: 1750 MHz; Serial: 1200**

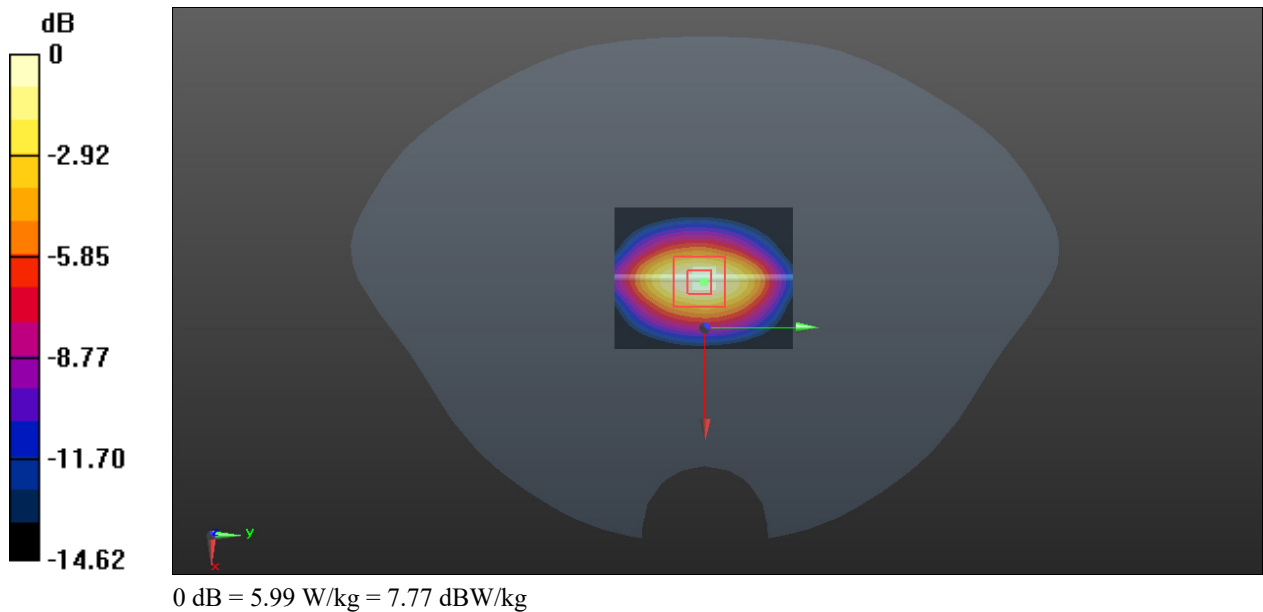
Communication System: CW; Frequency: 1750 MHz; Duty Cycle: 1:1
Medium parameters used: $f = 1750$ MHz; $\sigma = 1.338$ S/m; $\epsilon_r = 40.752$; $\rho = 1000$ kg/m³
Phantom section: Flat Section

DASY5 Configuration:

- Probe: EX3DV4 - SN3801; ConvF(8.22, 8.22, 8.22) @ 1750 MHz; Calibrated: 2023/6/23
- Sensor-Surface: 1.4mm (Mechanical Surface Detection)
- Electronics: DAE4 Sn1493; Calibrated: 2023/3/17
- Phantom: Twin SAM; Type: Twin SAM V5.0; Serial: TP:1412
- Measurement SW: DASY52, Version 52.10 (2); SEMCAD X Version 14.6.12 (7470)

Area Scan (5x6x1): Measurement grid: dx=15mm, dy=15mm
Maximum value of SAR (measured) = 6.43 W/kg

Zoom Scan (5x5x7)/Cube 0: Measurement grid: dx=8mm, dy=8mm, dz=5mm
Reference Value = 56.28 V/m; Power Drift = 0.03 dB
Peak SAR (extrapolated) = 7.12 W/kg
SAR(1 g) = 3.91 W/kg; SAR(10 g) = 2.08 W/kg
Maximum value of SAR (measured) = 5.99 W/kg



System Performance 1900MHz was performed on 2024/1/17**DUT: D1900V2; Type: 1900 MHz; Serial: 5d251**

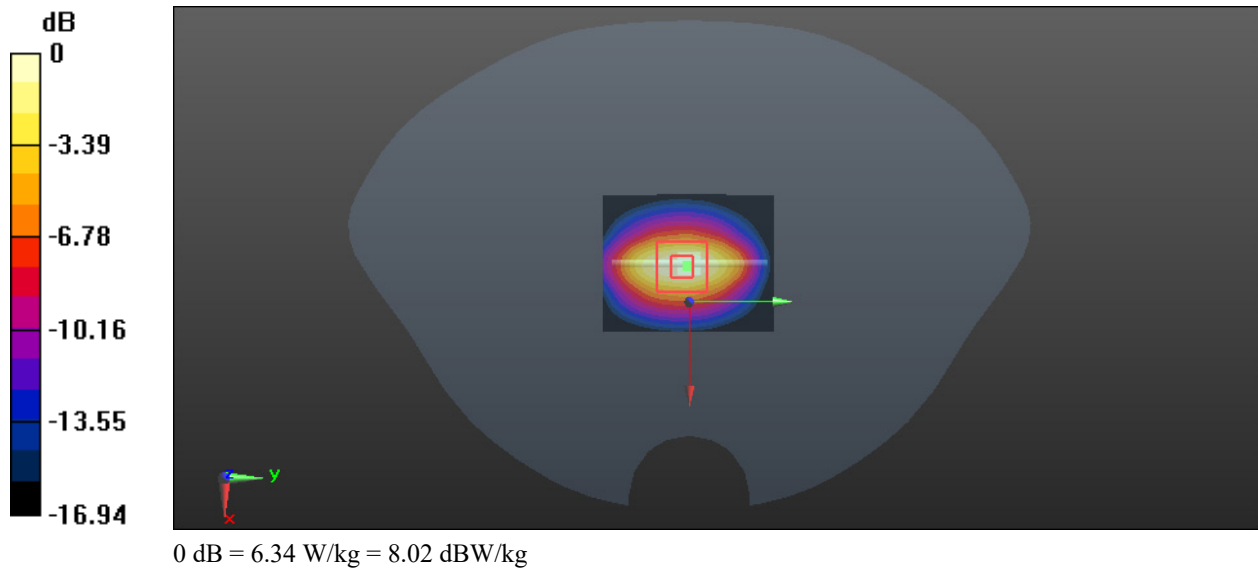
Communication System: CW; Frequency: 1900 MHz; Duty Cycle: 1:1
Medium parameters used: $f = 1900$ MHz; $\sigma = 1.417$ S/m; $\epsilon_r = 39.866$; $\rho = 1000$ kg/m³
Phantom section: Flat Section

DASY5 Configuration:

- Probe: EX3DV4 - SN3801; ConvF(7.93, 7.93, 7.93) @ 1900 MHz; Calibrated: 2023/6/23
- Sensor-Surface: 1.4mm (Mechanical Surface Detection)
- Electronics: DAE4 Sn1493; Calibrated: 2023/3/17
- Phantom: Twin SAM; Type: Twin SAM V5.0; Serial: TP:1412
- Measurement SW: DASY52, Version 52.10 (2); SEMCAD X Version 14.6.12 (7470)

Area Scan (5x6x1): Measurement grid: dx=15mm, dy=15mm
Maximum value of SAR (measured) = 6.39 W/kg

Zoom Scan (5x5x7)/Cube 0: Measurement grid: dx=8mm, dy=8mm, dz=5mm
Reference Value = 54.01 V/m; Power Drift = 0.15 dB
Peak SAR (extrapolated) = 7.51 W/kg
SAR(1 g) = 3.98 W/kg; SAR(10 g) = 2.15 W/kg
Maximum value of SAR (measured) = 6.34 W/kg



System Performance 2300 MHz was performed on 2024/1/18**DUT: D2300V2; Type: 2300MHz; Serial: 1135**

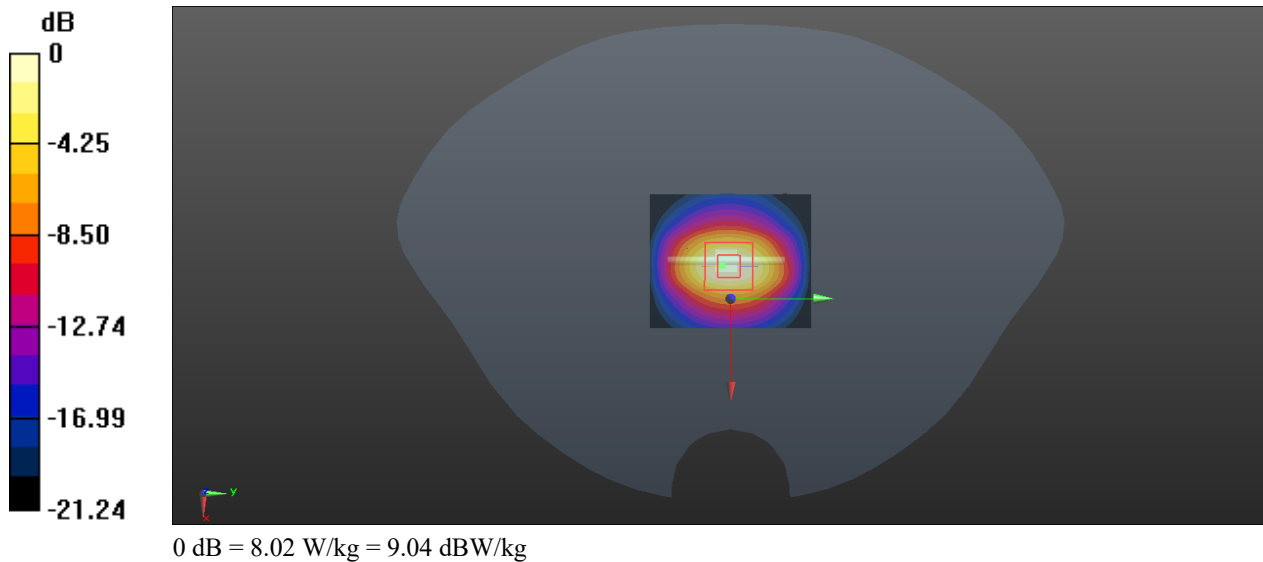
Communication System: CW (0); Frequency: 2300 MHz; Duty Cycle: 1:1
Medium parameters used: $f = 2300$ MHz; $\sigma = 1.633$ S/m; $\epsilon_r = 39.607$; $\rho = 1000$ kg/m³
Phantom section: Flat Section

DASY5 Configuration:

- Probe: EX3DV4 - SN3801; ConvF(7.62, 7.62, 7.62) @ 2300 MHz; Calibrated: 2023/6/23
- Sensor-Surface: 1.4mm (Mechanical Surface Detection)
- Electronics: DAE4 Sn1493; Calibrated: 2023/3/17
- Phantom: Twin SAM; Type: Twin SAM V5.0; Serial: TP:1412
- Measurement SW: DASY52, Version 52.10 (2); SEMCAD X Version 14.6.12 (7470)

Area Scan (6x7x1): Measurement grid: dx=12mm, dy=12mm
Maximum value of SAR (measured) = 7.92 W/kg

Zoom Scan (7x7x7)/Cube 0: Measurement grid: dx=5mm, dy=5mm, dz=5mm
Reference Value = 46.08 V/m; Power Drift = 0.14 dB
Peak SAR (extrapolated) = 9.78 W/kg
SAR(1 g) = 5.05 W/kg; SAR(10 g) = 2.34 W/kg
Maximum value of SAR (measured) = 8.02 W/kg



System Performance 2300 MHz was performed on 2024/1/19**DUT: D2300V2; Type: 2300MHz; Serial: 1135**

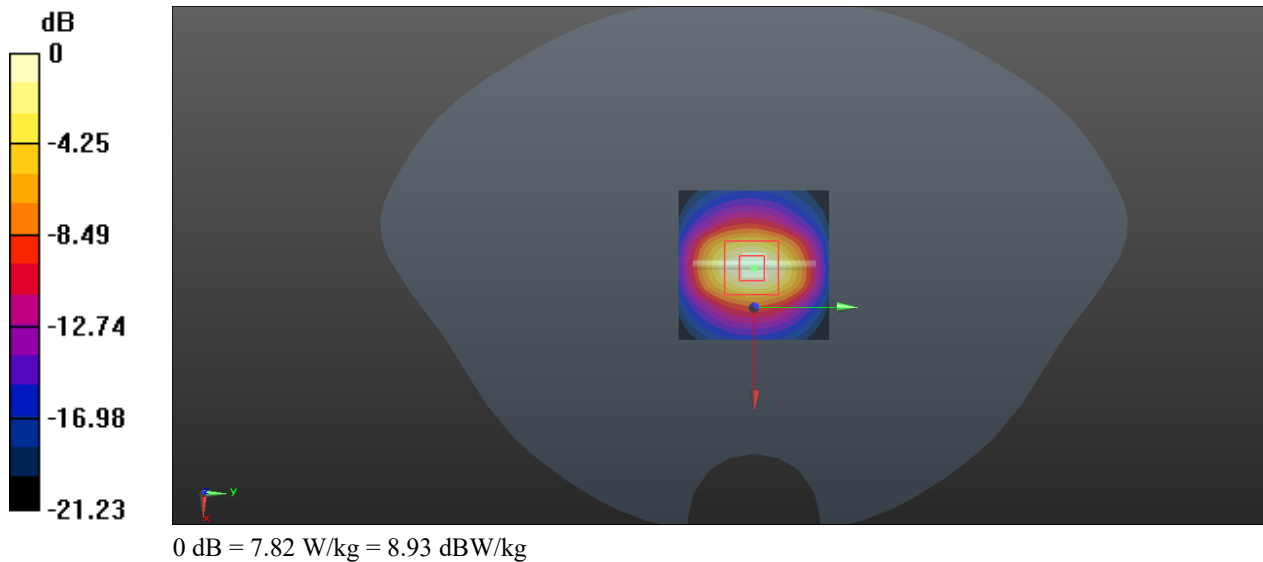
Communication System: CW (0); Frequency: 2300 MHz; Duty Cycle: 1:1
Medium parameters used: $f = 2300$ MHz; $\sigma = 1.621$ S/m; $\epsilon_r = 40.392$; $\rho = 1000$ kg/m³
Phantom section: Flat Section

DASY5 Configuration:

- Probe: EX3DV4 - SN3801; ConvF(7.62, 7.62, 7.62) @ 2300 MHz; Calibrated: 2023/6/23
- Sensor-Surface: 1.4mm (Mechanical Surface Detection)
- Electronics: DAE4 Sn1493; Calibrated: 2023/3/17
- Phantom: Twin SAM; Type: Twin SAM V5.0; Serial: TP:1412
- Measurement SW: DASY52, Version 52.10 (2); SEMCAD X Version 14.6.12 (7470)

Area Scan (5x7x1): Measurement grid: dx=12mm, dy=12mm
Maximum value of SAR (measured) = 8.02 W/kg

Zoom Scan (7x7x7)/Cube 0: Measurement grid: dx=5mm, dy=5mm, dz=5mm
Reference Value = 47.16 V/m; Power Drift = 0.07 dB
Peak SAR (extrapolated) = 9.85 W/kg
SAR(1 g) = 5.06 W/kg; SAR(10 g) = 2.37 W/kg
Maximum value of SAR (measured) = 7.82 W/kg



System Performance 2450MHz was performed on 2024/1/20**DUT: D2450V2; Type: 2450 MHz; Serial: 1102**

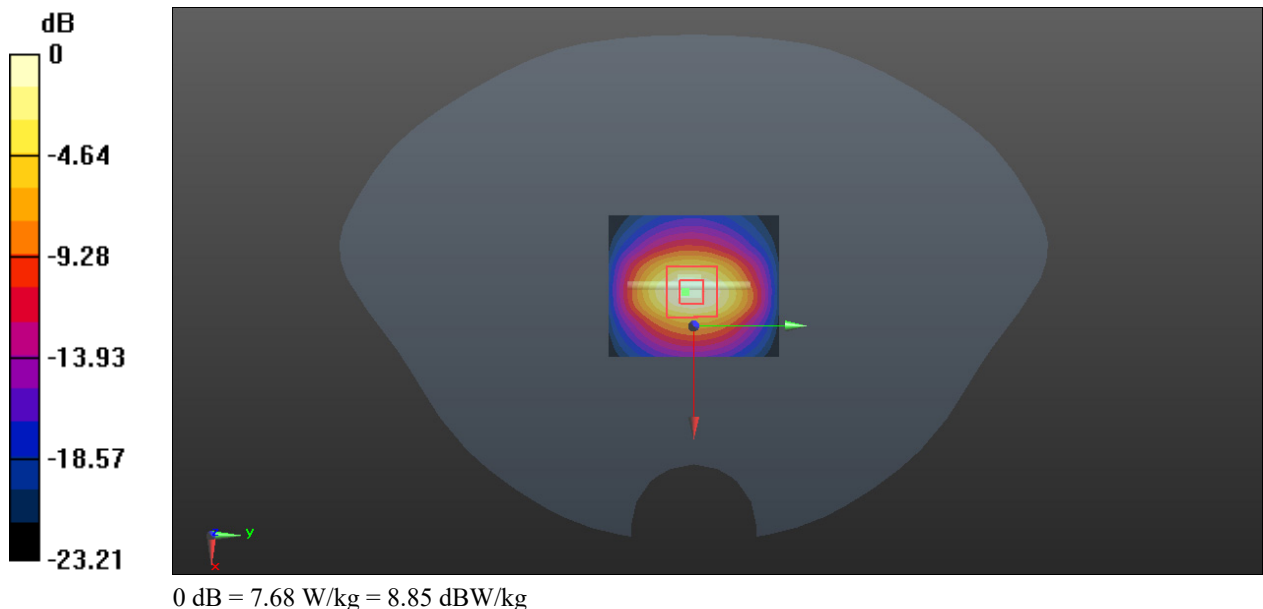
Communication System: CW; Frequency: 2450 MHz; Duty Cycle: 1:1
Medium parameters used: $f = 2450$ MHz; $\sigma = 1.786$ S/m; $\epsilon_r = 39.262$; $\rho = 1000$ kg/m³
Phantom section: Flat Section

DASY5 Configuration:

- Probe: EX3DV4 - SN3801; ConvF(7.38, 7.38, 7.38) @ 2450 MHz; Calibrated: 2023/6/23
- Sensor-Surface: 1.4mm (Mechanical Surface Detection)
- Electronics: DAE4 Sn1493; Calibrated: 2023/3/17
- Phantom: Twin SAM; Type: Twin SAM V5.0; Serial: TP:1412
- Measurement SW: DASY52, Version 52.10 (2); SEMCAD X Version 14.6.12 (7470)

Area Scan (6x7x1): Measurement grid: dx=12mm, dy=12mm
Maximum value of SAR (measured) = 8.36 W/kg

Zoom Scan (7x7x7)/Cube 0: Measurement grid: dx=5mm, dy=5mm, dz=5mm
Reference Value = 53.24 V/m; Power Drift = 0.01 dB
Peak SAR (extrapolated) = 9.18 W/kg
SAR(1 g) = 5.34 W/kg; SAR(10 g) = 2.45 W/kg
Maximum value of SAR (measured) = 7.68 W/kg



System Performance 2600MHz was performed on 2024/1/21

DUT: D2600V2; Type: 2600 MHz; Serial: 1206

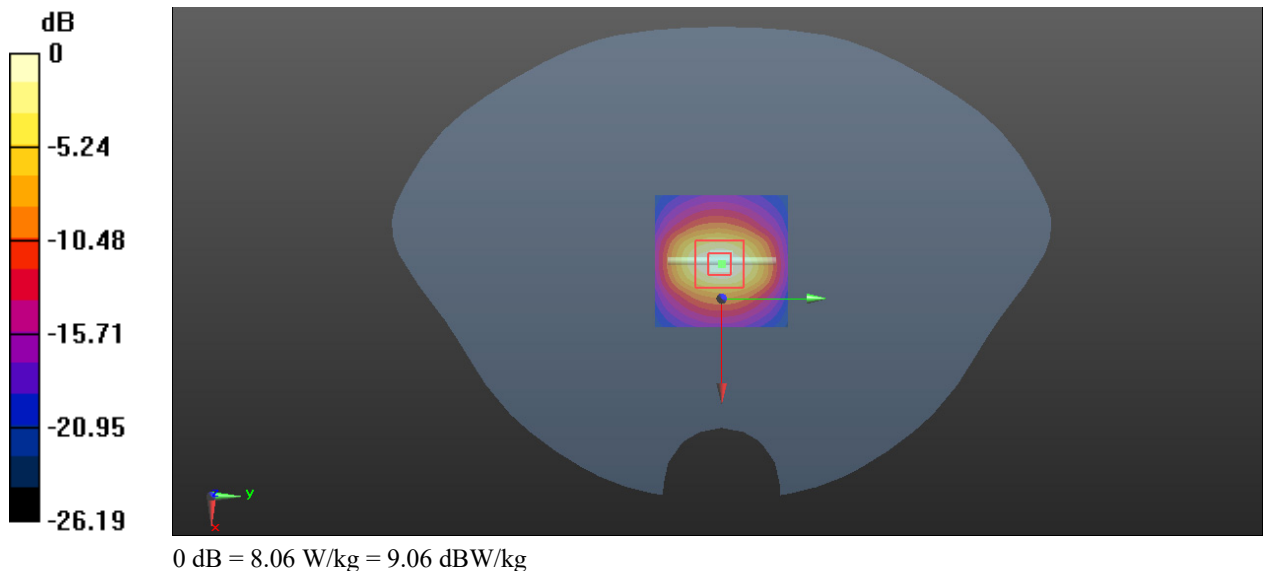
Communication System: CW; Frequency: 2600 MHz; Duty Cycle: 1:1
Medium parameters used: $f = 2600$ MHz; $\sigma = 1.959$ S/m; $\epsilon_r = 38.413$; $\rho = 1000$ kg/m³
Phantom section: Flat Section

DASY5 Configuration:

- Probe: EX3DV4 - SN3801; ConvF(7.16, 7.16, 7.16) @ 2600 MHz; Calibrated: 2023/6/23
- Sensor-Surface: 1.4mm (Mechanical Surface Detection)
- Electronics: DAE4 Sn1493; Calibrated: 2023/3/17
- Phantom: Twin SAM; Type: Twin SAM V5.0; Serial: TP:1412
- Measurement SW: DASY52, Version 52.10 (2); SEMCAD X Version 14.6.12 (7470)

Area Scan (6x6x1): Measurement grid: dx=12 mm, dy=12mm
Maximum value of SAR (measured) = 8.71 W/kg

Zoom Scan (7x7x7)/Cube 0: Measurement grid: dx=5mm, dy=5mm, dz=5mm
Reference Value = 67.28 V/m; Power Drift = -0.05 dB
Peak SAR (extrapolated) = 10.4 W/kg
SAR(1 g) = 5.51 W/kg; SAR(10 g) = 2.49 W/kg
Maximum value of SAR (measured) = 8.06 W/kg



System Performance 2450MHz was performed on 2024/1/21

DUT: D2450V2; Type: 2450 MHz; Serial: 1102

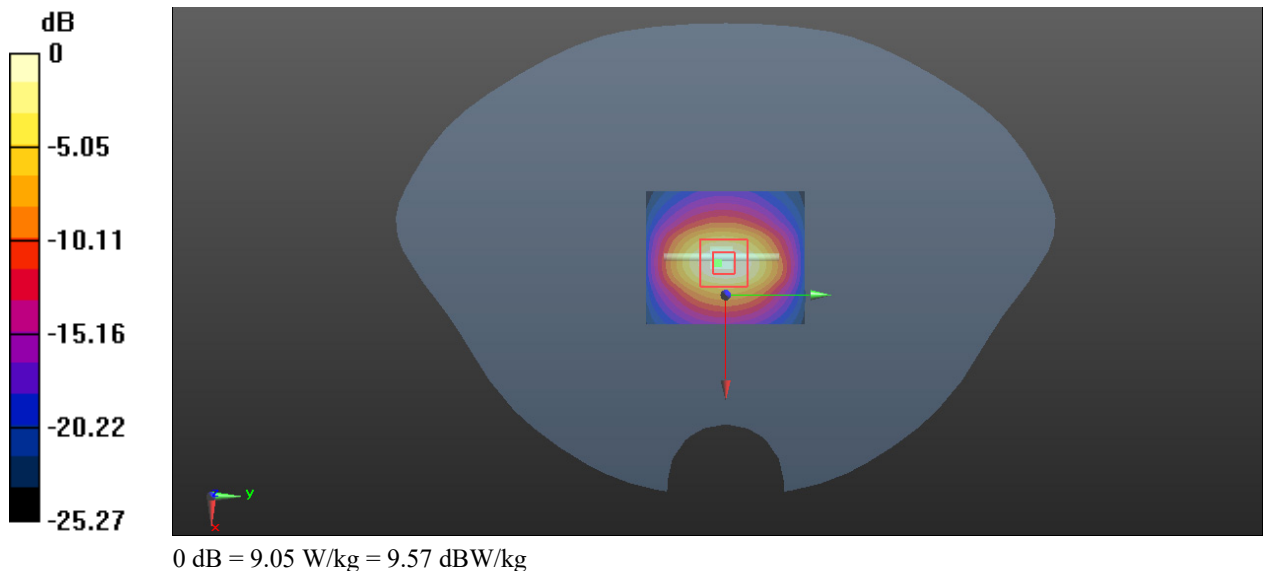
Communication System: CW; Frequency: 2450 MHz; Duty Cycle: 1:1
Medium parameters used: $f = 2450$ MHz; $\sigma = 1.779$ S/m; $\epsilon_r = 39.162$; $\rho = 1000$ kg/m³
Phantom section: Flat Section

DASY5 Configuration:

- Probe: EX3DV4 - SN3801; ConvF(7.38, 7.38, 7.38) @ 2450 MHz; Calibrated: 2023/6/23
- Sensor-Surface: 1.4mm (Mechanical Surface Detection)
- Electronics: DAE4 Sn1493; Calibrated: 2023/3/17
- Phantom: Twin SAM; Type: Twin SAM V5.0; Serial: TP:1412
- Measurement SW: DASY52, Version 52.10 (2); SEMCAD X Version 14.6.12 (7470)

Area Scan (6x7x1): Measurement grid: dx=12mm, dy=12mm
Maximum value of SAR (measured) = 7.34 W/kg

Zoom Scan (7x7x7)/Cube 0: Measurement grid: dx=5mm, dy=5mm, dz=5mm
Reference Value = 59.26 V/m; Power Drift = -0.09 dB
Peak SAR (extrapolated) = 11.3 W/kg
SAR(1 g) = 5.43 W/kg; SAR(10 g) = 2.52 W/kg
Maximum value of SAR (measured) = 9.05 W/kg



System Performance 3500MHz was performed on 2024/1/22**DUT: D3500V2; Type: 3500 MHz; Serial: 1113**

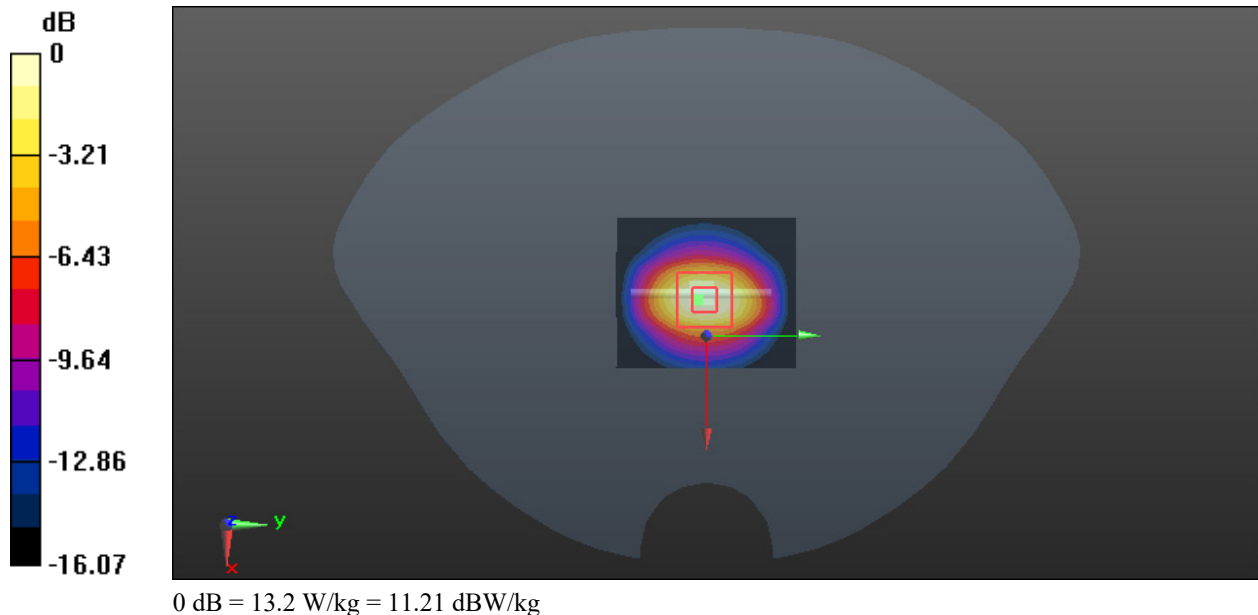
Communication System: CW; Frequency: 3500 MHz; Duty Cycle: 1:1
Medium parameters used: $f = 3500$ MHz; $\sigma = 2.901$ S/m; $\epsilon_r = 38.227$; $\rho = 1000$ kg/m³
Phantom section: Flat Section

DASY5 Configuration:

- Probe: EX3DV4 - SN3801; ConvF(6.46, 6.46, 6.46) @ 3500 MHz; Calibrated: 2023/6/23
- Sensor-Surface: 1.4mm (Mechanical Surface Detection)
- Electronics: DAE4 Sn1493; Calibrated: 2023/3/17
- Phantom: Twin SAM; Type: Twin SAM V5.0; Serial: TP:1412
- Measurement SW: DASY52, Version 52.10 (2); SEMCAD X Version 14.6.12 (7470)

Area Scan (9x10x1): Measurement grid: dx=10 mm, dy=10 mm
Maximum value of SAR (measured) = 12.7 W/kg

Zoom Scan (7x7x8)/Cube 0: Measurement grid: dx=5mm, dy=5mm, dz=4mm
Reference Value = 65.42 V/m; Power Drift = -0.15 dB
Peak SAR (extrapolated) = 17.5 W/kg
SAR(1 g) = 6.79 W/kg; SAR(10 g) = 2.65 W/kg
Maximum value of SAR (measured) = 13.2 W/kg



System Performance 3900MHz was performed on 2024/1/23**DUT: D3900V2; Type: 3900 MHz; Serial: 1058**

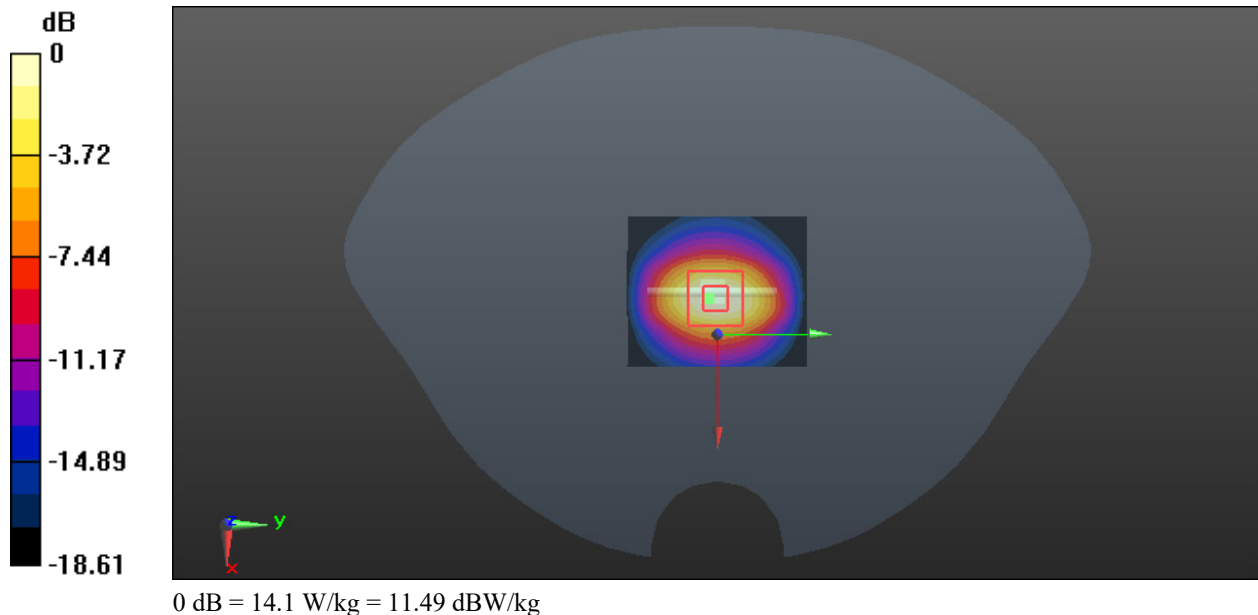
Communication System: CW; Frequency: 3900 MHz; Duty Cycle: 1:1
Medium parameters used: $f = 3900$ MHz; $\sigma = 3.339$ S/m; $\epsilon_r = 36.944$; $\rho = 1000$ kg/m³
Phantom section: Flat Section

DASY5 Configuration:

- Probe: EX3DV4 - SN3801; ConvF(6.33, 6.33, 6.33) @ 3900 MHz; Calibrated: 2023/6/23
- Sensor-Surface: 1.4mm (Mechanical Surface Detection)
- Electronics: DAE4 Sn1493; Calibrated: 2023/3/17
- Phantom: Twin SAM; Type: Twin SAM V5.0; Serial: TP:1412
- Measurement SW: DASY52, Version 52.10 (2); SEMCAD X Version 14.6.12 (7470)

Area Scan (9x10x1): Measurement grid: dx=10 mm, dy=10 mm
Maximum value of SAR (measured) = 13.9 W/kg

Zoom Scan (7x7x8)/Cube 0: Measurement grid: dx=5mm, dy=5mm, dz=4mm
Reference Value = 69.42 V/m; Power Drift = -0.16 dB
Peak SAR (extrapolated) = 19.2 W/kg
SAR(1 g) = 7.01 W/kg; SAR(10 g) = 2.59 W/kg
Maximum value of SAR (measured) = 14.1 W/kg



System Performance 5250 MHz was performed on 2024/1/23

DUT: D5GHzV2; Type: 5250 MHz; Serial: 1245

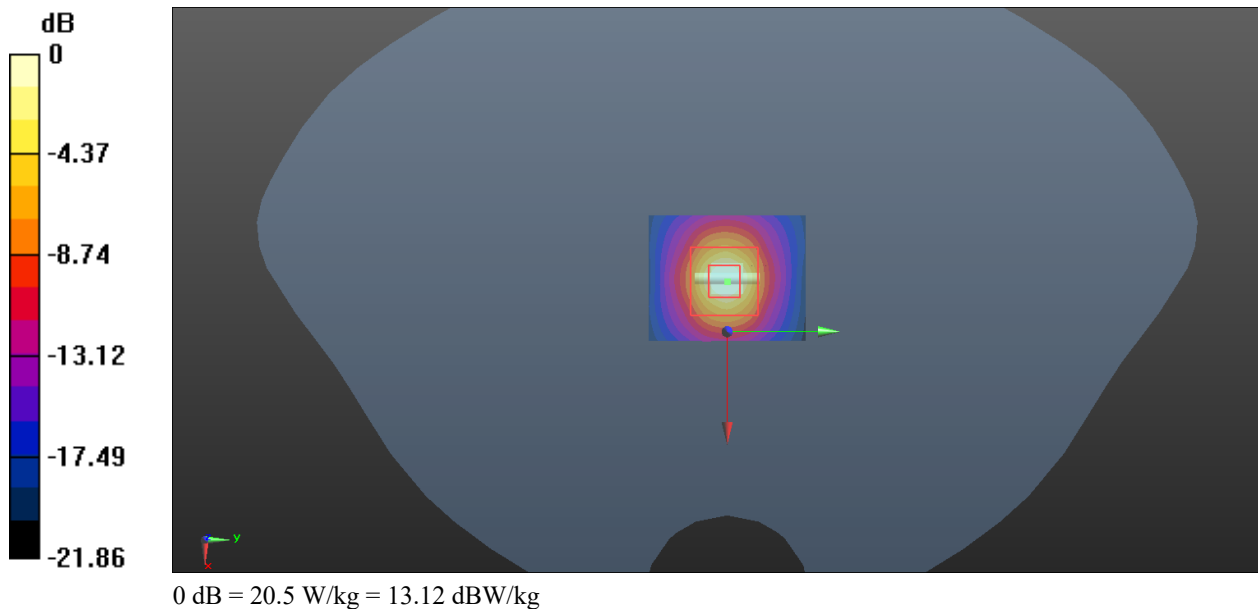
Communication System: CW; Frequency: 5250 MHz; Duty Cycle: 1:1
Medium parameters used: $f = 5250$ MHz; $\sigma = 4.597$ S/m; $\epsilon_r = 36.315$; $\rho = 1000$ kg/m³
Phantom section: Flat Section

DASY5 Configuration:

- Probe: EX3DV4 - SN3801; ConvF(5.19, 5.19, 5.19) @ 5250 MHz; Calibrated: 2023/6/23
- Sensor-Surface: 1.4mm (Mechanical Surface Detection)
- Electronics: DAE4 Sn1493; Calibrated: 2023/3/17
- Phantom: Twin SAM; Type: Twin SAM V5.0; Serial: TP:1412
- Measurement SW: DASY52, Version 52.10 (2); SEMCAD X Version 14.6.12 (7470)

Area Scan (5x6x1): Measurement grid: dx=10 mm, dy=10 mm
Maximum value of SAR (measured) = 21.6 W/kg

Zoom Scan (8x8x16)/Cube 0:: Measurement grid: dx=4mm, dy=4mm, dz=2mm
Reference Value = 43.23 V/m; Power Drift = 0.02 dB
Peak SAR (extrapolated) = 34.8 W/kg
SAR(1 g) = 7.76 W/kg; SAR(10 g) = 2.19 W/kg
Maximum value of SAR (measured) = 20.5 W/kg



System Performance 5750 MHz was performed on 2024/1/23**DUT: D5GHzV2; Type: 5750 MHz; Serial: 1245**

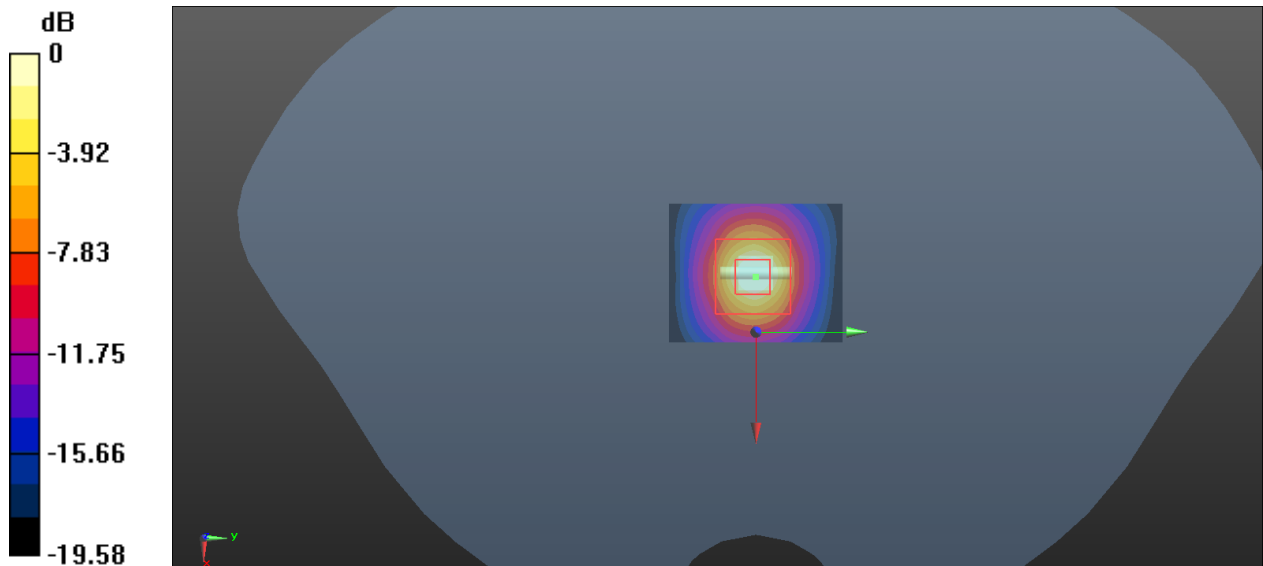
Communication System: CW; Frequency: 5750 MHz; Duty Cycle: 1:1
Medium parameters used: $f = 5750$ MHz; $\sigma = 5.217$ S/m; $\epsilon_r = 34.795$; $\rho = 1000$ kg/m³
Phantom section: Flat Section

DASY5 Configuration:

- Probe: EX3DV4 - SN3801; ConvF(4.69, 4.69, 4.69) @ 5750 MHz; Calibrated: 2023/6/23
- Sensor-Surface: 1.4mm (Mechanical Surface Detection)
- Electronics: DAE4 Sn1493; Calibrated: 2023/3/17
- Phantom: Twin SAM; Type: Twin SAM V5.0; Serial: TP:1412
- Measurement SW: DASY52, Version 52.10 (2); SEMCAD X Version 14.6.12 (7470)

Area Scan (5x6x1): Measurement grid: dx=10 mm, dy=10 mm
Maximum value of SAR (measured) = 21.3 W/kg

Zoom Scan (8x8x16)/Cube 0:: Measurement grid: dx=4mm, dy=4mm, dz=2mm
Reference Value = 41.97 V/m; Power Drift = -0.14 dB
Peak SAR (extrapolated) = 37.1 W/kg
SAR(1 g) = 7.85 W/kg; SAR(10 g) = 2.24 W/kg
Maximum value of SAR (measured) = 20.3 W/kg

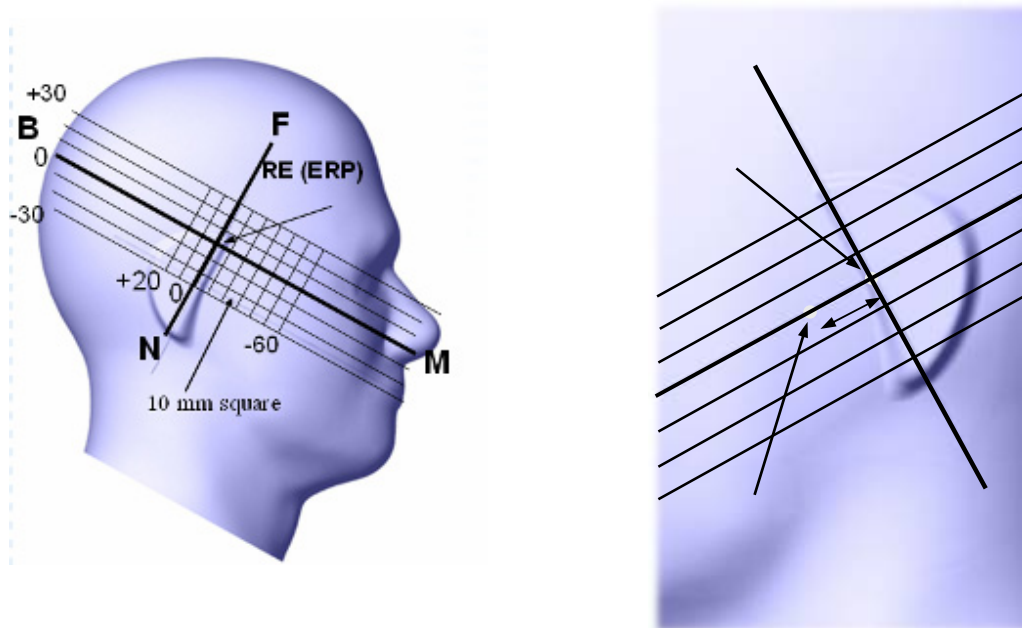


5. EUT TEST STRATEGY AND METHODOLOGY

5.1 Test Positions for Device Operating Next to a Person's Ear

This category includes most wireless handsets with fixed, retractable or internal antennas located toward the top half of the device, with or without a foldout, sliding or similar keypad cover. The handset should have its earpiece located within the upper ¼ of the device, either along the centerline or off-centered, as perceived by its users. This type of handset should be positioned in a normal operating position with the “test device reference point” located along the “vertical centerline” on the front of the device aligned to the “ear reference point”. The “test device reference point” should be located at the same level as the center of the earpiece region. The “vertical centerline” should bisect the front surface of the handset at its top and bottom edges. A “ear reference point” is located on the outer surface of the head phantom on each ear spacer. It is located 1.5 cm above the center of the ear canal entrance in the “phantom reference plane” defined by the three lines joining the center of each “ear reference point” (left and right) and the tip of the mouth.

A handset should be initially positioned with the earpiece region pressed against the ear spacer of a head phantom. For the SCC-34/SC-2 head phantom, the device should be positioned parallel to the “N-F” line defined along the base of the ear spacer that contains the “ear reference point”. For interim head phantoms, the device should be positioned parallel to the cheek for maximum RF energy coupling. The “test device reference point” is aligned to the “ear reference point” on the head phantom and the “vertical centerline” is aligned to the “phantom reference plane”. This is called the “initial ear position”. While maintaining these three alignments, the body of the handset is gradually adjusted to each of the following positions for evaluating SAR:



5.2 Cheek/Touch Position

The device is brought toward the mouth of the head phantom by pivoting against the “ear reference point” or along the “N-F” line for the SCC-34/SC-2 head phantom.

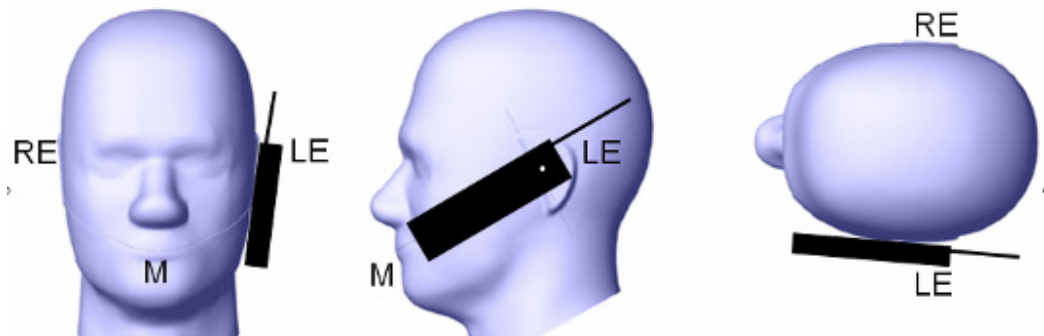
This test position is established:

When any point on the display, keypad or mouthpiece portions of the handset is in contact with the phantom.

(or) When any portion of a foldout, sliding or similar keypad cover opened to its intended self-adjusting normal use position is in contact with the cheek or mouth of the phantom.

For existing head phantoms – when the handset loses contact with the phantom at the pivoting point, rotation should continue until the device touches the cheek of the phantom or breaks its last contact from the ear spacer.

Cheek /Touch Position



5.3 Ear/Tilt Position

With the handset aligned in the “Cheek/Touch Position”:

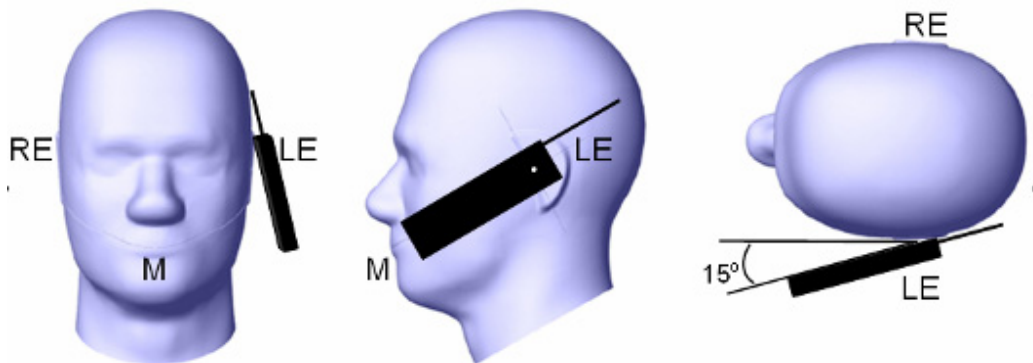
1) If the earpiece of the handset is not in full contact with the phantom’s ear spacer (in the “Cheek/Touch position”) and the peak SAR location for the “Cheek/Touch” position is located at the ear spacer region or corresponds to the earpiece region of the handset, the device should be returned to the “initial ear position” by rotating it away from the mouth until the earpiece is in full contact with the ear spacer.

2) (otherwise) The handset should be moved (translated) away from the cheek perpendicular to the line passes through both “ear reference points” (note: one of these ear reference points may not physically exist on a split head model) for approximate 2-3 cm. While it is in this position, the device handset is tilted away from the mouth with respect to the “test device reference point” until the inside angle between the vertical centerline on the front surface of the phone and the horizontal line passing through the ear reference point is by 15° to 80° . After the tilt, it is then moved (translated) back toward the head perpendicular to the line passes through both “ear reference points” until the device touches the phantom or the ear spacer. If the antenna touches the head first, the positioning process should be repeated with a tilt angle less than 15° so that the device and its antenna would touch the phantom simultaneously. This test position may require a device holder or positioner to achieve the translation and tilting with acceptable positioning repeatability.

If a device is also designed to transmit with its keypad cover closed for operating in the head position, such positions should also be considered in the SAR evaluation. The device should be tested on the left and

right side of the head phantom in the “Cheek/Touch” and “Ear/Tilt” positions. When applicable, each configuration should be tested with the antenna in its fully extended and fully retracted positions. These test configurations should be tested at the high, middle and low frequency channels of each operating mode; for example, AMPS, CDMA, and TDMA. If the SAR measured at the middle channel for each test configuration (left, right, Cheek/Touch, Tilt/Ear, extended and retracted) is at least 2.0 dB lower than the SAR limit, testing at the high and low channels is optional for such test configuration(s). If the transmission band of the test device is less than 10 MHz, testing at the high and low frequency channels is optional.

Ear /Tilt 15° Position



5.4 Test positions for body-worn and other configurations

Body-worn operating configurations should be tested with the belt-clips and holsters attached to the device and positioned against a flat phantom in normal use configurations. Devices with a headset output should be tested with a headset connected to the device. When multiple accessories that do not contain metallic components are supplied with the device, the device may be tested with only the accessory that dictates the closest spacing to the body. When multiple accessories that contain metallic components are supplied with the device, the device must be tested with each accessory that contains a unique metallic component. If multiple accessories share an identical metallic component (e.g., the same metallic belt-clip used with different holsters with no other metallic components), only the accessory that dictates the closest spacing to the body must be tested.

Body-worn accessories may not always be supplied or available as options for some devices that are intended to be authorized for body-worn use. A separation distance of 1.5 cm between the back of the device and a flat phantom is recommended for testing body-worn SAR compliance under such circumstances. Other separation distances may be used, but they should not exceed 2.5 cm. In these cases, the device may use body-worn accessories that provide a separation distance greater than that tested for the device provided however that the accessory contains no metallic components.

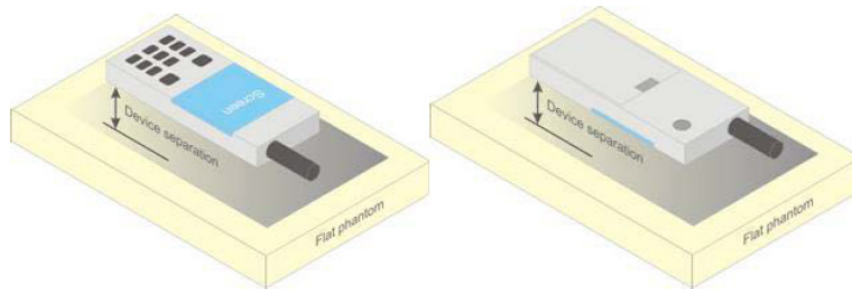


Figure 5 – Test positions for body-worn devices

5.5 Test Distance for SAR Evaluation

In this case the EUT(Equipment Under Test) is set 10mm away from the phantom, the test distance is 10mm.

5.6 SAR Evaluation Procedure

The evaluation was performed with the following procedure:

Step 1: Measurement of the SAR value at a fixed location above the ear point or central position was used as a reference value for assessing the power drop. The SAR at this point is measured at the start of the test and then again at the end of the testing.

Step 2: The SAR distribution at the exposed side of the head was measured at a distance of 4 mm from the inner surface of the shell. The area covered the entire dimension of the head or radiating structures of the EUT, the horizontal grid spacing was 15 mm x 15 mm, and the SAR distribution was determined by integrated grid of 1.5mm x 1.5mm. Based on these data, the area of the maximum absorption was determined by spline interpolation. The first Area Scan covers the entire dimension of the EUT to ensure that the hotspot was correctly identified.

Step 3: Around this point, a volume of 30 mm x 30 mm x 30 mm was assessed by measuring 7x 7 x 7 points. On the basis of this data set, the spatial peak SAR value was evaluated under the following procedure:

- 1) The data at the surface were extrapolated, since the center of the dipoles is 1.2 mm away from the tip of the probe and the distance between the surface and the lowest measuring point is 1.3 mm. The extrapolation was based on a least square algorithm. A polynomial of the fourth order was calculated through the points in z-axes. This polynomial was then used to evaluate the points between the surface and the probe tip.
- 2) The maximum Measured value was searched with a straightforward algorithm. Around this maximum the SAR values averaged over the spatial volumes (1 g or 10 g) were computed by the 3D-Spline interpolation algorithm. The 3D-Spline is composed of three one dimensional splines with the "Not a knot"-condition (in x, y and z-directions). The volume was integrated with the trapezoidal-algorithm. One thousand points (10 x 10 x 10) were Measured to calculate the averages.

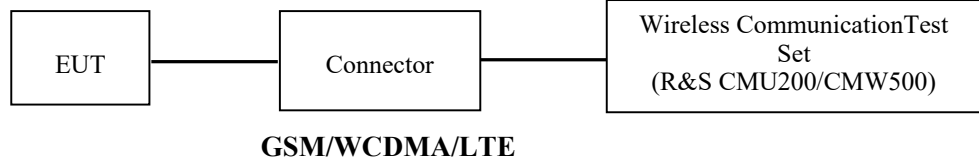
All neighboring volumes were evaluated until no neighboring volume with a higher average value was found.

Step 4: Re-measurement of the SAR value at the same location as in Step 1. If the value changed by more than 5%, the evaluation was repeated.

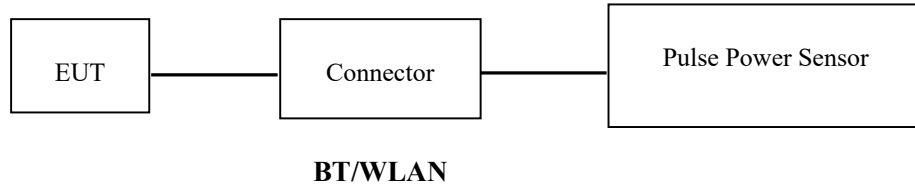
6. CONDUCTED OUTPUT POWER MEASUREMENT

6.1 Test Procedure

The RF output of the transmitter was connected to the input of the Wireless Communication Test Set through Connector.



The RF output of the transmitter was connected to the input port of the Pulse Power Sensor through Connector.



6.2 Description of Test Configuration

EUT Operation Condition:

EUT Operation Mode:	The system was configured for testing in each operation mode.
Equipment Modifications:	No
EUT Exercise Software:	No
<p>The maximum power was configured per 3GPP Standard for each operation modes as below setting:</p> <p>GSM/GPRS/EGPRS</p> <p>Function: Menu select > GSM Mobile Station > GSM 850/1900 Press Connection control to choose the different menus Press RESET > choose all the reset all settings Connection Press Signal Off to turn off the signal and change settings Network Support > GSM + GPRS or GSM + EGSM Main Service > Packet Data Service selection > Test Mode A – Auto Slot Config. off MS Signal Press Slot Config Bottom on the right twice to select and change the number of time slots and power setting</p> <ul style="list-style-type: none"> > Slot configuration > Uplink/Gamma > 33 dBm for GPRS 850 > 30 dBm for GPRS 1900 > 27 dBm for EGPRS 850 > 26 dBm for EGPRS 1900 <p>BS Signal Enter the same channel number for TCH channel (test channel) and BCCH channel Frequency Offset > + 0 Hz Mode > BCCH and TCH</p> <p>BCCH Level > -85 dBm (May need to adjust if link is not stable) BCCH Channel > choose desire test channel [Enter the same channel number for TCH channel (test channel) and BCCH channel]</p> <p>Channel Type > Off P0 > 4 dB Slot Config> Unchanged (if already set under MS signal) TCH > choose desired test channel Hopping > Off Main Timeslot > 3 Network Coding Scheme > CS4 (GPRS) and MCS5 (EGPRS)</p> <p>Bit Stream > 2E9-1 PSR Bit Stream AF/RF Enter appropriate offsets for Ext. Att. Output and Ext. Att. Input Connection Press Sign</p>	

WCDMA-Release 99

The following tests were conducted according to the test requirements outlines in section 5.2 of the 3GPP TS34.121-1 specification. The EUT has a nominal maximum output power of 24dBm (+1.7/-3.7).

WCDMA General Settings	Loopback Mode	Test Mode 1
	Rel99 RMC	12.2kbps RMC
	Power Control Algorithm	Algorithm2
	β / β_d	8/15

WCDMA HSDPA

The following tests were conducted according to the test requirements outlines in section 5.2 of the 3GPP TS34.121-1 specification.

	Mode	HSDPA	HSDPA	HSDPA	HSDPA
	Subset	1	2	3	4
WCDMA General Set ings	Loopback Mode	Test Mode 1			
	Rel99 RMC	12.2kbps RMC			
	HSDPA FRC	H-Set1			
	Power Control Algorithm	Algorithm2			
	β_c	2/15	12/15	15/15	15/15
	β_d	1 /15	15/15	8/15	4/15
	β_d (SF)	64			
	β_c/β_d	2/15	12/15	15/8	15/4
	β_{hs}	4/15	24/15	30/15	30/15
	MPR(dB)	0	0	0.5	0.5
HSDPA Specific Settings	DACK	8			
	DNAK	8			
	DCQI	8			
	Ack-Nack repetition factor	3			
	CQI Feedback	4ms			
	CQI Repetition Factor	2			
	$A_{hs}=\beta_{hs}/\beta_c$	30/15			

WCDMA HSUPA

The following tests were conducted according to the test requirements outlines in section 5.2 of the 3GPP TS34.121-1 specification.

	Mode	HSUPA	HSUPA	HSUPA	HSUPA	HSUPA
	Subset	1	2		4	5
WCDMA General Settings	Loopback Mode	Test Mode 1				
	Rel99 RMC	12.2kbps RMC				
	HSDPA FRC	H-Set1				
	HSUPA Test	HSUPA Loopback				
	Power Control Algorithm	Algorithm2				
	β_c	11/15	6/15	15/15	2/15	15/15
	β_d	15/15	15/15	9/15	15/15	0
	β_{ec}	209/225	12/15	30 15	2/15	5/15
	β_c/β_d	11/15	6/15	15/9	2/15	-
	β_{hs}	22/15	12/15	30/15	4/15	5/15
	CM(dB)	1.0	3.0	2.0	3.0	1.0
MPR(dB)	0	2	1	2	0	
HSDPA Specific Settings	DACK	8				
	DNAK	8				
	DCQI	8				
	Ack-Nack repetition factor	3				
	CQI Feedback	4ms				
	CQI Repetition Factor	2				
	$A_{hs}=\beta_{hs}/\beta_c$	30/15				
HSUPA Specific Settings	DE-DPCCH	6	8	8	5	7
	DHARQ	0	0	0	0	0
	AG Index	20	12	15	17	21
	ETFCI	75	67	92	71	81
	Associated Max UL Data Rate k ps	242.1	174.9	482.8	205.8	308.9
	Reference E_FCIs	E-TFCI 11 E E-TFCI PO 4 E-TFCI 67 E-TFCI PO 18 E-TFCI 71 E-TFCI PO23 E-TFCI 75 E-TFCI PO26 E-TFCI 81 E-TFCI PO 27	E-TFCI 11 E-TFCI PO4 E-TFCI 92 E-TFCI PO 18	E-TFCI 11 E E-TFCI PO 4 E-TFCI 67 E-TFCI PO 18 E-TFCI 71 E-TFCI PO23 E-TFCI 75 E-TFCI PO26 E-TFCI 81 E-TFCI PO 27		

HSPA+

The following tests were conducted according to the test requirements in Table C.11.1.4 of 3GPP TS 34.121-1

Sub-test	β_c (Note3)	β_d	β_{HS} (Note1)	β_{ec}	β_{ed} (2xSF2) (Note 4)	β_{ed} (2xSF4) (Note 4)	CM (dB) (Note 2)	MPR (dB) (Note 2)	AG Index (Note 4)	E-TFCI (Note 5)	E-TFCI (boost)
1	1	0	30/15	30/15	β_{ed1} : 30/15 β_{ed2} : 30/15	β_{ed3} : 24/15 β_{ed4} : 24/15	3.5	2.5	14	105	105

Note 1: Δ_{ACK} , Δ_{NACK} and $\Delta_{CQI} = 30/15$ with $\beta_{hs} = 30/15 * \beta_c$.

Note 2: CM = 3.5 and the MPR is based on the relative CM difference, MPR = MAX(CM-1,0).

Note 3: DPDCH is not configured, therefore the β_c is set to 1 and $\beta_d = 0$ by default.

Note 4: β_{ed} can not be set directly; it is set by Absolute Grant Value.

Note 5: All the sub-tests require the UE to transmit 2SF2+2SF4 16QAM EDCH and they apply for UE using E-DPDCH category 7. E-DCH TTI is set to 2ms TTI and E-DCH table index = 2. To support these E-DCH configurations DPDCH is not allocated. The UE is signalled to use the extrapolation algorithm.

LTE (FDD):

The following tests were conducted according to the test requirements in 3GPP TS36.101

The following tests were conducted according to the test requirements outlined in section 6.2 of the 3GPP TS36.101 specification.

UE Power Class: 3 (23 +/- 2dBm). The allowed Maximum Power Reduction (MPR) for the maximum output power due to higher order modulation and transmit bandwidth configuration (resource blocks) is specified in Table 6.2.3-1 of the 3GPP TS36.101.

Table 6.2.3-1: Maximum Power Reduction (MPR) for Power Class 3

Modulation	Channel bandwidth / Transmission bandwidth (RB)						MPR (dB)
	1.4 MHz	3.0 MHz	5 MHz	10 MHz	15 MHz	20 MHz	
QPSK	> 5	> 4	> 8	> 12	> 16	> 18	≤ 1
16 QAM	≤ 5	≤ 4	≤ 8	≤ 12	≤ 16	≤ 18	≤ 1
64 QAM	> 5	> 4	> 8	> 12	> 16	> 18	≤ 2

The allowed A-MPR values specified below in Table 6.2.4.-1 of 3GPP TS36.101 are in addition to the allowed MPR requirements. All the measurements below were performed with A-MPR disabled, by using Network Signalling Value of "NS_01".

Table 6.2.4-1: Additional Maximum Power Reduction (A-MPR)

Network Signalling value	Requirements (sub-clause)	E-UTRA Band	Channel bandwidth (MHz)	Resources Blocks (N_{RB})	A-MPR (dB)
NS_01	6.6.2.1.1	Table 5.5-1	1.4, 3, 5, 10, 15, 20	Table 5.6-1	NA
NS_03	6.6.2.2.1	2, 4, 10, 23, 25, 35, 36	3	>5	≤ 1
			5	>6	≤ 1
			10	>6	≤ 1
			15	>8	≤ 1
			20	>10	≤ 1
NS_04	6.6.2.2.2	41	5	>6	≤ 1
			10, 15, 20	See Table 6.2.4-4	
NS_05	6.6.3.3.1	1	10,15,20	≥ 50	≤ 1
NS_06	6.6.2.2.3	12, 13, 14, 17	1.4, 3, 5, 10	Table 5.6-1	n/a
NS_07	6.6.2.2.3	13	10	Table 6.2.4-2	Table 6.2.4-2
	6.6.3.3.2				
NS_08	6.6.3.3.3	19	10, 15	> 44	≤ 3
NS_09	6.6.3.3.4	21	10, 15	> 40	≤ 1
				> 55	≤ 2
NS_10		20	15, 20	Table 6.2.4-3	Table 6.2.4-3
NS_11	6.6.2.2.1	23 ¹	1.4, 3, 5, 10	Table 6.2.4-5	Table 6.2.4-5
..					
NS_32	-	-	-	-	-

Note 1: Applies to the lower block of Band 23, i.e. a carrier placed in the 2000-2010 MHz region.

TDD-LTE

P TS 36.211 section 4.2 for Type 2 Frame Structure and Table 4.2-2 for uplink-downlink configurations and Table 4.2-1 for Special subframe configurations.

Table 4.2-1: Configuration of special subframe (lengths of DwPTS/GP/UpPTS).

Special subframe configuration	Normal cyclic prefix in downlink			Extended cyclic prefix in downlink		
	DwPTS	UpPTS		DwPTS	UpPTS	
		Normal cyclic prefix in uplink	Extended cyclic prefix in uplink		Normal cyclic prefix in uplink	Extended cyclic prefix in uplink
0	$6592 \cdot T_s$	$2192 \cdot T_s$	$2560 \cdot T_s$	$7680 \cdot T_s$	$2192 \cdot T_s$	$2560 \cdot T_s$
1	$19760 \cdot T_s$			$20480 \cdot T_s$		
2	$21952 \cdot T_s$			$23040 \cdot T_s$		
3	$24144 \cdot T_s$			$25600 \cdot T_s$		
4	$26336 \cdot T_s$			$7680 \cdot T_s$		
5	$6592 \cdot T_s$	$4384 \cdot T_s$	$5120 \cdot T_s$	$20480 \cdot T_s$	$4384 \cdot T_s$	$5120 \cdot T_s$
6	$19760 \cdot T_s$			$23040 \cdot T_s$		
7	$21952 \cdot T_s$			$12800 \cdot T_s$		
8	$24144 \cdot T_s$			-		
9	$13168 \cdot T_s$			-		

Table 4.2-2: Uplink-downlink configurations.

Uplink-downlink configuration	Downlink-to-Uplink Switch-point periodicity	Subframe number									
		0	1	2	3	4	5	6	7	8	9
0	5 ms	D	S	U	U	U	D	S	U	U	U
1	5 ms	D	S	U	U	D	D	S	U	U	D
2	5 ms	D	S	U	D	D	D	S	U	D	D
3	10 ms	D	S	U	U	D	D	D	D	D	D
4	10 ms	D	S	U	U	D	D	D	D	D	D
5	10 ms	D	S	U	D	D	D	D	D	D	D
6	5 ms	D	S	U	U	U	D	S	U	U	D

Calculated Duty Cycle

Uplink-Downlink Configuration	Downlink-to-Uplink Switch-point Periodicity	Subframe Number										Calculated Duty Cycle (%)
		0	1	2	3	4	5	6	7	8	9	
0	5 ms	D	S	U	U	U	D	S	U	U	U	63.33
1	5 ms	D	S	U	U	D	D	S	U	U	D	43.33
2	5 ms	D	S	U	D	D	D	S	U	D	D	23.33
3	10 ms	D	S	U	U	U	D	D	D	D	D	31.67
4	10 ms	D	S	U	U	D	D	D	D	D	D	21.67
5	10 ms	D	S	U	D	D	D	D	D	D	D	11.67
6	5 ms	D	S	U	U	U	D	S	U	U	D	53.33

We used configuration 0 for LTE Band 41 SAR test, that is 63.33%(1:1.58)for duty cycle.
 We used configuration 3 for LTE Band 40 Lower SAR test, refer to the RF report for the duty cycle(30%).
 We used configuration 3 for LTE Band 40 Upper SAR test, refer to the RF report for the duty cycle(30%).

5G NR

The general information supported by the NR band is as following table:

Band		n5	n66
NR mode	SA	Yes	Yes
	NSA	N/A	Yes
Modulation	DFT-s-OFDM	PI/2 BPSK	Yes
		QPSK	Yes
		16QAM	Yes
		64QAM	Yes
		256QAM	Yes
	CP-OFDM	QPSK	Yes
		16QAM	Yes
		64QAM	Yes
		256QAM	Yes
	Duty Cycle		100%

For 5G NR test procedure was following step similar FCC KDB 941225 D05:

- a. For DFT-OFDM and CP-OFDM output power measurement reduction, according to 3GPP 38.101 maximum power reduction for power class 3, the CP-OFDM mode will not higher than DFT-OFDM mode, therefore, similar FCC KDB 941225 D05 procedure for other modulation output power for each RB allocation configuration is > not ½ dB higher than the same configuration in DFT-QPSK and the reported SAR for the DFT-QPSK configuration is ≤ 1.45 W/kg; CP-OFDM testing is not required.
- b. For DFT-OFDM output power measurement reduction, according to 38.101 maximum power reduction for power class 3, for PI/2 BPSK/16QAM/64QMA/256QAM and smaller bandwidth output power will spot check largest channel bandwidth worst RB configuration to ensure the PI/2 BPSK/16QAM/64QMA/256QAM and smaller bandwidth output power will not ½ dB higher than the same configuration in the largest supported bandwidth.
- c. SAR testing start with the largest SCS and largest channel bandwidth and measure SAR for QPSK with 1 RB allocation, using the RB offset and required test channel combination with the highest maximum output power for RB offsets at the upper edge, middle and lower edge of each required test channel.
- d. 50% RB allocation for QPSK SAR testing follows 1RB QPSK allocation procedure e. QPSK with 100% RB allocation, SAR is not required when the highest maximum output power for 100 % RB allocation is less than the highest maximum output power in 50% and 1 RB allocations and the highest reported SAR for 1 RB and 50% RB allocation are ≤ 0.8 W/kg. Otherwise, SAR is measured for the highest output power channel; and if the reported SAR is > 1.45 W/kg, the remaining required test channels must also be tested.
- e. QPSK with 100% RB allocation, SAR is not required when the highest maximum output power for 100 % RB allocation is less than the highest maximum output power in 50% and 1 RB allocations and the highest reported SAR for 1 RB and 50% RB allocation are ≤ 0.8 W/kg. Otherwise, SAR is measured for the highest output power channel; and if the reported SAR is > 1.45 W/kg, the remaining required test channels must also be tested.
- f. PI/2 BPSK/16QAM/64QAM/256QAM output powers according to 3GPP MPR will not ½ dB higher than the same configuration in QPSK, also reported SAR for the QPSK configuration is less than 1.45 W/kg, PI/2 BPSK/16QAM/64QAM/256QAM SAR testing are not required.
- g. Smaller SCS/bandwidth output power for each RB allocation configuration for this device will not ½ dB higher than the same configuration in the largest supported bandwidth, and the reported SAR for the largest supported bandwidth is ≤ 1.45 W/kg, smaller bandwidth SAR testing is not required for this device

6.3 Maximum Target Output Power

Max Target Power(dBm)			
Mode/Band	Channel		
	Low	Middle	High
GSM 850	33.0	33.0	33.0
GPRS 1 TX Slot	33.5	33.5	33.5
GPRS 2 TX Slot	33.0	33.0	33.0
GPRS 3 TX Slot	31.0	31.0	31.0
GPRS 4 TX Slot	30.0	30.0	30.0
EDGE 1 TX Slot	28.0	28.0	28.0
EDGE 2 TX Slot	27.0	27.0	27.0
EDGE 3 TX Slot	25.0	25.0	25.0
EDGE 4 TX Slot	24.0	24.0	24.0
PCS 1900	30.0	30.0	30.0
GPRS 1 TX Slot	30.0	30.0	30.0
GPRS 2 TX Slot	29.5	29.5	29.5
GPRS 3 TX Slot	27.5	27.5	27.5
GPRS 4 TX Slot	26.5	26.5	26.5
EDGE 1 TX Slot	26.0	26.0	26.0
EDGE 2 TX Slot	25.0	25.0	25.0
EDGE 3 TX Slot	23.0	23.0	23.0
EDGE 4 TX Slot	22.0	22.0	22.0
WCDMA Band 2	23.0	23.0	23.0
WCDMA Band 4	23.5	23.5	23.5
WCDMA Band 5	24.0	24.0	24.0
LTE Band 2	23.5	23.5	23.5
LTE Band 4	23.5	23.5	23.5
LTE Band 5	24.0	24.0	24.0
LTE Band 7	23.5	23.5	23.5

Max Target Power(dBm)			
Mode/Band	Channel		
	Low	Middle	High
LTE Band 12	24.5	24.5	24.5
LTE Band 17	24.0	24.0	24.0
LTE Band 38	23.0	23.0	23.0
LTE Band 40 Lower	23.5	23.5	23.5
LTE Band 40 Upper	24.0	24.0	24.0
LTE Band 41	23.0	23.0	23.0
LTE Band 42	23.5	23.5	23.5
LTE Band 66	24.0	24.0	24.0
5G NR n5	12.5	12.5	12.5
5G NR n7	17.0	17.0	17.0
5G NR n12	11.0	11.0	11.0
5G NR n40 Lower	15.0	15.0	15.0
5G NR n40 Upper	15.0	15.0	15.0
5G NR n41	15.5	15.5	15.5
5G NR n66	14.5	14.5	14.5
5G NR n77	16.5	16.5	16.5
5G NR n78	16.5	16.5	16.5
WLAN 2.4G ANT 12	14.0	14.0	14.0
WLAN 2.4G ANT 13	16.0	16.0	16.0
WLAN 5.2G	14.0	14.0	14.0
WLAN 5.8G	14.0	14.0	14.0
Bluetooth BDR/EDR ANT 12	3.0	3.0	3.0
BLE ANT 12	-4.0	-4.0	-4.0
Bluetooth BDR/EDR ANT 13	4.0	4.0	4.0
BLE ANT 13	-3.0	-3.0	-3.0

6.4 Test Results:**GSM:**

Band	Channel No.	Frequency (MHz)	RF Output Power (dBm)
GSM 850	128	824.2	32.94
	190	836.6	32.95
	251	848.8	32.77
PCS 1900	512	1850.2	29.89
	661	1880	29.81
	810	1909.8	29.75

GPRS:

Band	Channel No.	Frequency (MHz)	RF Output Power (dBm)			
			1 slot	2 slots	3 slots	4 slots
GSM 850	128	824.2	33.31	32.39	30.54	29.45
	190	836.6	33.36	32.35	30.56	29.43
	251	848.8	33.25	32.25	30.35	29.26
PCS 1900	512	1850.2	29.79	29.00	27.15	25.94
	661	1880	29.64	28.86	26.90	25.91
	810	1909.8	29.68	28.83	27.14	26.11

EGPRS:

Band	Channel No.	Frequency (MHz)	RF Output Power (dBm)			
			1 slot	2 slots	3 slots	4 slots
GSM 850	128	824.2	27.57	26.31	24.39	23.27
	190	836.6	27.42	26.26	24.27	23.16
	251	848.8	27.39	26.43	24.22	22.98
PCS 1900	512	1850.2	25.14	24.13	22.20	21.09
	661	1880	25.25	24.29	22.37	21.33
	810	1909.8	25.13	24.28	22.37	21.39

For SAR, the time based average power is relevant, the difference in between depends on the duty cycle of the TDMA signal.

Number of Time slot	1	2	3	4
Duty Cycle	1:8	1:4	1:2.66	1:2
Time based Ave. power compared to slotted Ave. power	-9 dB	-6 dB	-4.25 dB	-3 dB
Crest Factor	8	4	2.66	2

The time based average power for GPRS

Band	Channel No.	Frequency (MHz)	Time based average Power (dBm)			
			1 slot	2 slot	3 slots	4 slots
GSM 850	128	824.2	24.31	26.39	26.29	26.45
	190	836.6	24.36	26.35	26.31	26.43
	251	848.8	24.25	26.25	26.10	26.26
PCS 1900	512	1850.2	20.79	23.00	22.90	22.94
	661	1880	20.64	22.86	22.65	22.91
	810	1909.8	20.68	22.83	22.89	23.11

The time based average power for EGPRS

Band	Channel No.	Frequency (MHz)	Time based average Power (dBm)			
			1 slot	2 slot	3 slots	4 slots
GSM 850	128	824.2	18.57	20.31	20.14	20.27
	190	836.6	18.42	20.26	20.02	20.16
	251	848.8	18.39	20.43	19.97	19.98
PCS 1900	512	1850.2	16.14	18.13	17.95	18.09
	661	1880	16.25	18.29	18.12	18.33
	810	1909.8	16.13	18.28	18.12	18.39

Note:

1. Rohde & Schwarz Radio Communication Tester (CMU200) was used for the measurement of GSM peak and average output power for active timeslots.
2. For GSM voice, 1 timeslot has been activated with power level 5 (850 MHz band) and 0 (1900 MHz band).
3. For GPRS, 1, 2, 3 and 4 timeslots has been activated separately with power level 3(850 MHz band) and 3(1900 MHz band).

WCDMA:**WCDMA Band 2:**

Test Mode	Conducted Average Output Power(dBm)		
	Lowest Channel	Middle Channel	Highest Channel
WCDMA R99	22.86	22.72	22.98
HSDPA Subtest 1	20.18	19.94	20.27
HSDPA Subtest 2	20.09	20.07	20.28
HSDPA Subtest 3	20.20	20.05	20.38
HSDPA Subtest 4	20.39	20.12	20.41
HSUPA Subtest 1	19.96	20.12	20.08
HSUPA Subtest 2	19.98	20.09	20.06
HSUPA Subtest 3	19.96	20.04	20.12
HSUPA Subtest 4	19.93	20.12	20.27
HSUPA Subtest 5	19.96	20.26	20.34
HSPA+ Subtest 1	20.09	20.37	20.38

WCDMA Band 4:

Test Mode	Conducted Average Output Power(dBm)		
	Lowest Channel	Middle Channel	Highest Channel
WCDMA R99	22.97	23.14	23.01
HSDPA Subtest 1	20.18	20.41	20.29
HSDPA Subtest 2	20.20	20.46	20.35
HSDPA Subtest 3	20.28	20.64	20.48
HSDPA Subtest 4	20.30	20.68	20.43
HSUPA Subtest 1	20.10	20.43	20.10
HSUPA Subtest 2	20.14	20.40	20.11
HSUPA Subtest 3	20.17	20.39	20.09
HSUPA Subtest 4	20.34	20.51	20.11
HSUPA Subtest 5	20.31	20.54	20.29
HSPA+ Subtest 1	20.37	20.60	20.36

WCDMA Band 5:

Test Mode	Conducted Average Output Power(dBm)		
	Lowest Channel	Middle Channel	Highest Channel
WCDMA R99	23.63	23.12	22.74
HSDPA Subtest 1	20.76	20.80	20.82
HSDPA Subtest 2	20.87	20.81	20.79
HSDPA Subtest 3	20.91	20.86	20.85
HSDPA Subtest 4	21.00	20.91	20.87
HSUPA Subtest 1	21.00	20.59	20.39
HSUPA Subtest 2	21.05	20.64	20.34
HSUPA Subtest 3	21.02	20.80	20.43
HSUPA Subtest 4	21.06	20.76	20.43
HSUPA Subtest 5	21.16	20.88	20.55
HSPA+ Subtest 1	21.32	20.84	20.74

Note:

1. The default test configuration is to measure SAR with an established radio link between the EUT and a communication test set using a 12.2 kbps RMC (reference measurement Channel) Configured in TestLoop Model 1.
2. KDB 941225 D01-Body SAR is not required for HSDPA/HSUPA /HSPA+ when the maximum average output of each RF channel is less than ¼ dB higher than measured 12.2kbps RMC or the maximum SAR for 12.2kbps RMC is < 75% of SAR limit.

LTE Band 2:

Test Bandwidth	Test Modulation	Resource Block & RB offset	Target MPR	Meas MPR	Low Channel (dBm)	Middle Channel (dBm)	High Channel (dBm)
1.4M	QPSK	RB1#0	0	0	23.12	23.16	23.17
		RB1#3	0	0	22.88	23.08	23.11
		RB1#5	0	0	22.98	23.03	23.16
		RB3#0	1	1	23.11	23.15	23.16
		RB3#3	1	1	22.87	23.07	23.10
		RB6#0	1	1	22.97	23.02	23.15
	16-QAM	RB1#0	1	1	22.71	22.73	22.96
		RB1#3	1	1	22.75	22.72	22.93
		RB1#5	2	2	22.74	22.77	22.95
		RB3#0	2	2	22.69	22.71	22.94
		RB3#3	2	2	22.73	22.70	22.91
		RB6#0	2	2	22.72	22.75	22.93
3M	QPSK	RB1#0	0	0	23.15	23.19	23.20
		RB1#8	0	0	22.91	23.11	23.14
		RB1#14	0	0	23.01	23.06	23.19
		RB6#0	1	1	22.93	23.01	23.20
		RB6#9	1	1	22.73	22.82	23.06
		RB15#0	1	1	22.78	22.84	23.08
	16-QAM	RB1#0	1	1	22.74	22.76	22.99
		RB1#8	1	1	22.78	22.75	22.96
		RB1#14	1	1	22.77	22.80	22.98
		RB6#0	2	2	22.62	22.69	22.82
		RB6#9	2	2	22.58	22.72	22.88
		RB15#0	2	2	22.63	22.62	22.84
5M	QPSK	RB1#0	0	0	23.18	23.22	23.23
		RB1#13	0	0	22.94	23.14	23.17
		RB1#24	0	0	23.04	23.09	23.22
		RB15#0	1	1	22.96	23.04	23.23
		RB15#10	1	1	22.76	22.85	23.09
		RB25#0	1	1	22.81	22.87	23.11
	16-QAM	RB1#0	1	1	22.77	22.79	23.02
		RB1#13	1	1	22.81	22.78	22.99
		RB1#24	1	1	22.80	22.83	23.01
		RB15#0	2	2	22.65	22.72	22.85
		RB15#10	2	2	22.61	22.75	22.91
		RB25#0	2	2	22.66	22.65	22.87

Test Bandwidth	Test Modulation	Resource Block & RB offset	Target MPR	Meas MPR	Low Channel (dBm)	Middle Channel (dBm)	High Channel (dBm)
10M	QPSK	RB1#0	0	0	23.20	23.24	23.25
		RB1#25	0	0	22.96	23.16	23.19
		RB1#49	1	1	23.06	23.11	23.24
		RB25#0	1	1	22.98	23.06	23.25
		RB25#25	1	1	22.78	22.87	23.11
		RB50#0	1	1	22.83	22.89	23.13
	16-QAM	RB1#0	1	1	22.79	22.81	23.04
		RB1#25	1	1	22.83	22.80	23.01
		RB1#49	1	1	22.82	22.85	23.03
		RB25#0	2	2	22.67	22.74	22.87
		RB25#25	2	2	22.63	22.77	22.93
		RB50#0	2	2	22.68	22.67	22.89
15M	QPSK	RB1#0	0	0	23.23	23.27	23.28
		RB1#38	0	0	22.99	23.19	23.22
		RB1#74	1	1	23.09	23.14	23.27
		RB36#0	1	1	23.01	23.09	23.28
		RB36#39	1	1	22.81	22.90	23.14
		RB75#0	1	1	22.86	22.92	23.16
	16-QAM	RB1#0	1	1	22.82	22.84	23.07
		RB1#38	1	1	22.86	22.83	23.04
		RB1#74	2	2	22.85	22.88	23.06
		RB36#0	2	2	22.70	22.77	22.90
		RB36#39	2	2	22.66	22.80	22.96
		RB75#0	2	2	22.71	22.70	22.92
20M	QPSK	RB1#0	0	0	23.31	23.39	23.45
		RB1#50	0	0	23.22	23.31	23.41
		RB1#99	0	0	23.15	23.22	23.37
		RB50#0	1	1	23.10	23.16	23.33
		RB50#50	1	1	23.04	23.12	23.30
		RB100#0	1	1	23.00	23.03	23.23
	16-QAM	RB1#0	1	1	22.94	22.97	23.17
		RB1#50	1	1	22.91	22.94	23.14
		RB1#99	2	2	22.90	22.93	23.13
		RB50#0	2	2	22.82	22.85	23.05
		RB50#50	2	2	22.81	22.84	23.04
		RB100#0	2	2	22.76	22.79	22.99

LTE Band 4:

Test Bandwidth	Test Modulation	Resource Block & RB offset	Target MPR	Meas MPR	Low Channel (dBm)	Middle Channel (dBm)	High Channel (dBm)
1.4M	QPSK	RB1#0	0	0	22.87	23.01	22.97
		RB1#3	0	0	22.71	22.93	23.01
		RB1#5	0	0	22.75	22.95	22.79
		RB3#0	1	1	22.85	22.99	22.95
		RB3#3	1	1	22.69	22.91	22.99
		RB6#0	1	1	22.73	22.93	22.77
	16-QAM	RB1#0	1	1	22.44	22.69	22.70
		RB1#3	1	1	22.42	22.61	22.65
		RB1#5	1	1	22.45	22.68	22.59
		RB3#0	2	2	22.43	22.68	22.69
		RB3#3	2	2	22.41	22.60	22.64
		RB6#0	2	2	22.44	22.67	22.58
3M	QPSK	RB1#0	0	0	22.88	23.02	22.98
		RB1#8	0	0	22.72	22.94	23.02
		RB1#14	0	0	22.76	22.96	22.80
		RB6#0	1	1	22.66	22.79	22.74
		RB6#9	1	1	22.64	22.79	22.79
		RB15#0	1	1	22.48	22.68	22.75
	16-QAM	RB1#0	1	1	22.45	22.70	22.71
		RB1#8	1	1	22.43	22.62	22.66
		RB1#14	1	1	22.46	22.69	22.60
		RB6#0	2	2	22.37	22.54	22.51
		RB6#9	2	2	22.35	22.55	22.53
		RB15#0	2	2	22.35	22.50	22.48
5M	QPSK	RB1#0	0	0	22.91	23.05	23.01
		RB1#13	0	0	22.75	22.97	23.05
		RB1#24	0	0	22.79	22.99	22.83
		RB15#0	1	1	22.69	22.82	22.77
		RB15#10	1	1	22.67	22.82	22.82
		RB25#0	1	1	22.51	22.71	22.78
	16-QAM	RB1#0	1	1	22.48	22.73	22.74
		RB1#13	1	1	22.46	22.65	22.69
		RB1#24	1	1	22.49	22.72	22.63
		RB15#0	2	2	22.40	22.57	22.54
		RB15#10	2	2	22.38	22.58	22.56
		RB25#0	2	2	22.38	22.53	22.51

Test Bandwidth	Test Modulation	Resource Block & RB offset	Target MPR	Meas MPR	Low Channel (dBm)	Middle Channel (dBm)	High Channel (dBm)
10M	QPSK	RB1#0	0	0	22.95	23.09	23.05
		RB1#25	0	0	22.79	23.01	23.09
		RB1#49	0	0	22.83	23.03	22.87
		RB25#0	1	1	22.73	22.86	22.81
		RB25#25	1	1	22.71	22.86	22.86
		RB50#0	1	1	22.55	22.75	22.82
	16-QAM	RB1#0	1	1	22.52	22.77	22.78
		RB1#25	1	1	22.50	22.69	22.73
		RB1#49	1	1	22.53	22.76	22.67
		RB25#0	2	2	22.44	22.61	22.58
		RB25#25	2	2	22.42	22.62	22.60
		RB50#0	2	2	22.42	22.57	22.55
15M	QPSK	RB1#0	0	0	23.01	23.15	23.11
		RB1#38	0	0	22.85	23.07	23.15
		RB1#74	0	0	22.89	23.09	22.93
		RB36#0	1	1	22.79	22.92	22.87
		RB36#39	1	1	22.77	22.92	22.92
		RB75#0	1	1	22.61	22.81	22.88
	16-QAM	RB1#0	1	1	22.58	22.83	22.84
		RB1#38	1	1	22.56	22.75	22.79
		RB1#74	1	1	22.59	22.82	22.73
		RB36#0	2	2	22.50	22.67	22.64
		RB36#39	2	2	22.48	22.68	22.66
		RB75#0	2	2	22.48	22.63	22.61
20M	QPSK	RB1#0	0	0	23.11	23.25	23.28
		RB1#50	0	0	23.03	23.21	23.21
		RB1#99	0	0	22.97	23.15	23.15
		RB50#0	1	1	22.89	23.10	23.09
		RB50#50	1	1	22.82	23.03	23.02
		RB100#0	1	1	22.77	22.97	22.95
	16-QAM	RB1#0	1	1	22.72	22.92	22.90
		RB1#50	1	1	22.69	22.89	22.87
		RB1#99	1	1	22.68	22.88	22.86
		RB50#0	2	2	22.60	22.80	22.78
		RB50#50	2	2	22.59	22.79	22.77
		RB100#0	2	2	22.54	22.74	22.72

LTE Band 5:

Test Bandwidth	Test Modulation	Resource Block & RB offset	Target MPR	Meas MPR	Low Channel (dBm)	Middle Channel (dBm)	High Channel (dBm)
1.4M	QPSK	RB1#0	0	0	23.22	23.52	23.24
		RB1#3	0	0	23.11	23.43	23.16
		RB1#5	0	0	23.01	23.41	23.04
		RB3#0	1	1	23.20	23.50	23.22
		RB3#3	1	1	23.09	23.41	23.14
		RB6#0	1	1	22.99	23.39	23.02
	16-QAM	RB1#0	1	1	22.74	23.18	22.94
		RB1#3	1	1	22.74	23.22	22.83
		RB1#5	1	1	22.74	23.13	22.86
		RB3#0	2	2	22.73	23.17	22.93
		RB3#3	2	2	22.73	23.21	22.82
		RB6#0	2	2	22.73	23.12	22.85
3M	QPSK	RB1#0	0	0	23.26	23.56	23.28
		RB1#8	0	0	23.15	23.47	23.20
		RB1#14	0	0	23.05	23.45	23.08
		RB6#0	1	1	23.05	23.40	23.05
		RB6#9	1	1	22.95	23.32	22.99
		RB15#0	1	1	22.81	23.31	22.99
	16-QAM	RB1#0	1	1	22.78	23.22	22.98
		RB1#8	1	1	22.78	23.26	22.87
		RB1#14	1	1	22.78	23.17	22.90
		RB6#0	2	2	22.49	22.88	22.57
		RB6#9	2	2	22.43	22.87	22.65
		RB15#0	2	2	22.40	22.84	22.59
5M	QPSK	RB1#0	0	0	23.32	23.62	23.34
		RB1#13	0	0	23.21	23.53	23.26
		RB1#24	0	0	23.11	23.51	23.14
		RB15#0	1	1	23.11	23.46	23.11
		RB15#10	1	1	23.01	23.38	23.05
		RB25#0	1	1	22.87	23.37	23.05
	16-QAM	RB1#0	1	1	22.84	23.28	23.04
		RB1#13	1	1	22.84	23.32	22.93
		RB1#24	1	1	22.84	23.23	22.96
		RB15#0	2	2	22.55	22.94	22.63
		RB15#10	2	2	22.49	22.93	22.71
		RB25#0	2	2	22.46	22.90	22.65

Test Bandwidth	Test Modulation	Resource Block & RB offset	Target MPR	Meas MPR	Low Channel (dBm)	Middle Channel (dBm)	High Channel (dBm)
10M	QPSK	RB1#0	0	0	23.38	23.69	23.42
		RB1#25	0	0	23.32	23.65	23.35
		RB1#49	0	0	23.27	23.62	23.26
		RB25#0	1	1	23.18	23.53	23.21
		RB25#25	1	1	23.09	23.49	23.18
		RB50#0	1	1	23.01	23.46	23.14
	16-QAM	RB1#0	1	1	22.96	23.41	23.09
		RB1#25	1	1	22.93	23.38	23.06
		RB1#49	1	1	22.92	23.37	23.05
		RB25#0	2	2	22.63	23.08	22.76
		RB25#25	2	2	22.62	23.07	22.75
		RB50#0	2	2	22.57	23.02	22.70

LTE Band 7:

Test Bandwidth	Test Modulation	Resource Block & RB offset	Target MPR	Meas MPR	Low Channel (dBm)	Middle Channel (dBm)	High Channel (dBm)
5M	QPSK	RB1#0	0	0	23.00	23.05	22.98
		RB1#13	0	0	22.92	23.04	22.94
		RB1#24	0	0	22.85	22.91	22.85
		RB15#0	1	1	22.86	22.94	22.78
		RB15#10	1	1	22.87	22.88	22.72
		RB25#0	1	1	22.77	22.85	22.71
	16-QAM	RB1#0	1	1	22.78	22.82	22.72
		RB1#13	1	1	22.77	22.82	22.71
		RB1#24	1	1	22.71	22.82	22.65
		RB15#0	2	2	22.67	22.73	22.60
		RB15#10	2	2	22.62	22.73	22.56
		RB25#0	2	2	22.59	22.66	22.55
10M	QPSK	RB1#0	0	0	23.04	23.09	23.02
		RB1#25	0	0	22.96	23.08	22.98
		RB1#49	0	0	22.89	22.95	22.89
		RB25#0	1	1	22.90	22.98	22.82
		RB25#25	1	1	22.91	22.92	22.76
		RB50#0	1	1	22.81	22.89	22.75
	16-QAM	RB1#0	1	1	22.82	22.86	22.76
		RB1#25	1	1	22.81	22.86	22.75
		RB1#49	1	1	22.75	22.86	22.69
		RB25#0	2	2	22.71	22.77	22.64
		RB25#25	2	2	22.66	22.77	22.60
		RB50#0	2	2	22.63	22.70	22.59
15M	QPSK	RB1#0	0	0	23.10	23.15	23.08
		RB1#38	0	0	23.02	23.14	23.04
		RB1#74	0	0	22.95	23.01	22.95
		RB36#0	1	1	22.96	23.04	22.88
		RB36#39	1	1	22.97	22.98	22.82
		RB75#0	1	1	22.87	22.95	22.81
	16-QAM	RB1#0	1	1	22.88	22.92	22.82
		RB1#38	1	1	22.87	22.92	22.81
		RB1#74	1	1	22.81	22.92	22.75
		RB36#0	2	2	22.77	22.83	22.70
		RB36#39	2	2	22.72	22.83	22.66
		RB75#0	2	2	22.69	22.76	22.65

Test Bandwidth	Test Modulation	Resource Block & RB offset	Target MPR	Meas MPR	Low Channel (dBm)	Middle Channel (dBm)	High Channel (dBm)
20M	QPSK	RB1#0	0	0	23.15	23.26	23.18
		RB1#50	0	0	23.10	23.21	23.13
		RB1#99	0	0	23.07	23.15	23.06
		RB50#0	1	1	23.05	23.09	23.02
		RB50#50	1	1	23.02	23.06	22.96
		RB100#0	1	1	22.98	23.04	22.92
	16-QAM	RB1#0	1	1	22.93	22.99	22.87
		RB1#50	1	1	22.90	22.96	22.84
		RB1#99	1	1	22.89	22.95	22.83
		RB50#0	2	2	22.81	22.87	22.75
		RB50#50	2	2	22.80	22.86	22.74
		RB100#0	2	2	22.75	22.81	22.69

LTE Band 12:

Test Bandwidth	Test Modulation	Resource Block & RB offset	Target MPR	Meas MPR	Low Channel (dBm)	Middle Channel (dBm)	High Channel (dBm)
1.4M	QPSK	RB1#0	0	0	23.84	23.89	23.79
		RB1#3	0	0	23.71	23.78	23.64
		RB1#5	0	0	23.69	23.80	23.52
		RB3#0	1	1	23.82	23.87	23.77
		RB3#3	1	1	23.69	23.76	23.62
		RB6#0	1	1	23.67	23.78	23.50
	16-QAM	RB1#0	1	1	23.32	23.54	23.30
		RB1#3	1	1	23.27	23.53	23.31
		RB1#5	1	1	23.22	23.45	23.30
		RB3#0	2	2	23.31	23.53	23.29
		RB3#3	2	2	23.26	23.52	23.30
		RB6#0	2	2	23.21	23.44	23.29
3M	QPSK	RB1#0	0	0	23.88	23.93	23.83
		RB1#8	0	0	23.75	23.82	23.68
		RB1#14	0	0	23.73	23.84	23.56
		RB6#0	1	1	23.56	23.77	23.57
		RB6#9	1	1	23.50	23.69	23.50
		RB15#0	1	1	23.37	23.63	23.45
	16-QAM	RB1#0	1	1	23.36	23.58	23.34
		RB1#8	1	1	23.31	23.57	23.35
		RB1#14	1	1	23.26	23.49	23.34
		RB6#0	2	2	23.20	23.35	23.17
		RB6#9	2	2	23.18	23.36	23.21
		RB15#0	2	2	23.15	23.37	23.13
5M	QPSK	RB1#0	0	0	23.94	23.99	23.89
		RB1#13	0	0	23.81	23.88	23.74
		RB1#24	0	0	23.79	23.90	23.62
		RB15#0	1	1	23.62	23.83	23.63
		RB15#10	1	1	23.56	23.75	23.56
		RB25#0	1	1	23.43	23.69	23.51
	16-QAM	RB1#0	1	1	23.42	23.64	23.40
		RB1#13	1	1	23.37	23.63	23.41
		RB1#24	1	1	23.32	23.55	23.40
		RB15#0	2	2	23.26	23.41	23.23
		RB15#10	2	2	23.24	23.42	23.27
		RB25#0	2	2	23.21	23.43	23.19

Test Bandwidth	Test Modulation	Resource Block & RB offset	Target MPR	Meas MPR	Low Channel (dBm)	Middle Channel (dBm)	High Channel (dBm)
10M	QPSK	RB1#0	0	0	24.02	24.08	23.95
		RB1#25	0	0	23.94	24.03	23.87
		RB1#49	0	0	23.85	23.96	23.77
		RB25#0	1	1	23.77	23.91	23.71
		RB25#25	1	1	23.66	23.81	23.63
		RB50#0	1	1	23.55	23.76	23.59
	16-QAM	RB1#0	1	1	23.50	23.71	23.54
		RB1#25	1	1	23.47	23.68	23.51
		RB1#49	1	1	23.46	23.67	23.50
		RB25#0	2	2	23.33	23.54	23.37
		RB25#25	2	2	23.32	23.53	23.36
		RB50#0	2	2	23.27	23.48	23.31

LTE Band 17:

Test Bandwidth	Test Modulation	Resource Block & RB offset	Target MPR	Meas MPR	Low Channel (dBm)	Middle Channel (dBm)	High Channel (dBm)
5M	QPSK	RB1#0	0	0	23.73	23.68	23.84
		RB1#13	0	0	23.70	23.66	23.85
		RB1#24	0	0	23.73	23.58	23.81
		RB15#0	1	1	22.74	22.67	22.83
		RB15#10	1	1	22.67	22.65	22.82
		RB25#0	1	1	22.62	22.63	22.69
	16-QAM	RB1#0	1	1	22.67	22.60	22.75
		RB1#13	1	1	22.64	22.49	22.70
		RB1#24	1	1	22.65	22.57	22.71
		RB15#0	2	2	21.72	21.69	21.76
		RB15#10	2	2	21.72	21.63	21.78
		RB25#0	2	2	21.68	21.62	21.72
10M	QPSK	RB1#0	0	0	23.85	23.77	23.92
		RB1#25	0	0	23.84	23.76	23.91
		RB1#49	1	1	23.81	23.73	23.88
		RB25#0	1	1	22.85	22.78	22.92
		RB25#25	1	1	22.83	22.76	22.90
		RB50#0	1	1	22.78	22.71	22.85
	16-QAM	RB1#0	1	1	22.73	22.66	22.80
		RB1#25	1	1	22.70	22.63	22.77
		RB1#49	1	1	22.69	22.62	22.76
		RB25#0	2	2	21.81	21.74	21.88
		RB25#25	2	2	21.80	21.73	21.87
		RB50#0	2	2	21.75	21.68	21.82

LTE Band 38:

Test Bandwidth	Test Modulation	Resource Block & RB offset	Target MPR	Meas MPR	Low Channel (dBm)	Middle Channel (dBm)	High Channel (dBm)
5M	QPSK	RB1#0	0	0	22.62	22.64	22.74
		RB1#13	0	0	22.63	22.59	22.74
		RB1#24	1	1	22.52	22.54	22.67
		RB15#0	1	1	22.51	22.54	22.65
		RB15#10	1	1	22.42	22.44	22.53
		RB25#0	1	1	22.42	22.39	22.42
	16-QAM	RB1#0	1	1	22.39	22.42	22.44
		RB1#13	1	1	22.38	22.41	22.42
		RB1#24	1	1	22.34	22.40	22.40
		RB15#0	2	2	22.27	22.28	22.34
		RB15#10	2	2	22.23	22.29	22.32
		RB25#0	2	2	22.21	22.26	22.27
10M	QPSK	RB1#0	0	0	22.66	22.68	22.78
		RB1#25	0	0	22.67	22.63	22.78
		RB1#49	1	1	22.56	22.58	22.71
		RB25#0	1	1	22.55	22.58	22.69
		RB25#25	1	1	22.46	22.48	22.57
		RB50#0	1	1	22.46	22.43	22.46
	16-QAM	RB1#0	1	1	22.43	22.46	22.48
		RB1#25	1	1	22.42	22.45	22.46
		RB1#49	2	2	22.38	22.44	22.44
		RB25#0	2	2	22.31	22.32	22.38
		RB25#25	2	2	22.27	22.33	22.36
		RB50#0	2	2	22.25	22.30	22.31
15M	QPSK	RB1#0	0	0	22.72	22.74	22.84
		RB1#38	0	0	22.73	22.69	22.84
		RB1#74	1	1	22.62	22.64	22.77
		RB36#0	1	1	22.61	22.64	22.75
		RB36#39	1	1	22.52	22.54	22.63
		RB75#0	1	1	22.52	22.49	22.52
	16-QAM	RB1#0	1	1	22.49	22.52	22.54
		RB1#38	1	1	22.48	22.51	22.52
		RB1#74	1	1	22.44	22.50	22.50
		RB36#0	2	2	22.37	22.38	22.44
		RB36#39	2	2	22.33	22.39	22.42
		RB75#0	2	2	22.31	22.36	22.37

Test Bandwidth	Test Modulation	Resource Block & RB offset	Target MPR	Meas MPR	Low Channel (dBm)	Middle Channel (dBm)	High Channel (dBm)
20M	QPSK	RB1#0	0	0	22.86	22.81	22.94
		RB1#50	0	0	22.79	22.79	22.90
		RB1#99	1	1	22.76	22.76	22.83
		RB50#0	1	1	22.69	22.73	22.80
		RB50#50	1	1	22.64	22.68	22.73
		RB100#0	1	1	22.59	22.62	22.66
	16-QAM	RB1#0	1	1	22.54	22.57	22.61
		RB1#50	1	1	22.51	22.54	22.58
		RB1#99	2	2	22.50	22.53	22.57
		RB50#0	2	2	22.42	22.45	22.49
		RB50#50	2	2	22.41	22.44	22.48
		RB100#0	2	2	22.36	22.39	22.43

LTE Band 40 Lower:

Test Bandwidth	Test Modulation	Resource Block & RB offset	Target MPR	Meas MPR	Low Channel (dBm)	Middle Channel (dBm)	High Channel (dBm)
5M	QPSK	RB1#0	0	0	23.05	/	23.09
		RB1#13	0	0	23.07	/	23.06
		RB1#24	0	0	23.09	/	23.06
		RB15#0	1	1	22.13	/	22.10
		RB15#10	1	1	22.07	/	22.12
		RB25#0	1	1	22.10	/	22.09
	16-QAM	RB1#0	1	1	22.11	/	22.13
		RB1#13	1	1	22.14	/	22.05
		RB1#24	1	1	22.14	/	22.06
		RB15#0	2	2	21.14	/	21.03
		RB15#10	2	2	21.11	/	21.03
		RB25#0	2	2	21.16	/	21.08
10M	QPSK	RB1#0	0	0	/	23.17	/
		RB1#25	0	0	/	23.14	/
		RB1#49	1	1	/	23.07	/
		RB25#0	1	1	/	22.11	/
		RB25#25	1	1	/	22.06	/
		RB50#0	1	1	/	22.05	/
	16-QAM	RB1#0	1	1	/	22.32	/
		RB1#25	1	1	/	22.33	/
		RB1#49	1	1	/	22.29	/
		RB25#0	2	2	/	21.12	/
		RB25#25	2	2	/	21.08	/
		RB50#0	2	2	/	21.06	/

LTE Band 40 Upper:

Test Bandwidth	Test Modulation	Resource Block & RB offset	Target MPR	Meas MPR	Low Channel (dBm)	Middle Channel (dBm)	High Channel (dBm)
5M	QPSK	RB1#0	0	0	23.54	/	23.28
		RB1#13	0	0	23.44	/	23.17
		RB1#24	0	0	23.40	/	23.10
		RB15#0	1	1	22.36	/	22.25
		RB15#10	1	1	22.30	/	22.14
		RB25#0	1	1	22.30	/	22.17
	16-QAM	RB1#0	1	1	22.39	/	22.46
		RB1#13	1	1	22.29	/	22.40
		RB1#24	1	1	22.22	/	22.33
		RB15#0	2	2	21.30	/	21.28
		RB15#10	2	2	21.20	/	21.13
		RB25#0	2	2	21.30	/	21.15
10M	QPSK	RB1#0	0	0	/	23.57	/
		RB1#25	0	0	/	23.48	/
		RB1#49	1	1	/	23.45	/
		RB25#0	1	1	/	22.57	/
		RB25#25	1	1	/	22.47	/
		RB50#0	1	1	/	22.53	/
	16-QAM	RB1#0	1	1	/	22.61	/
		RB1#25	1	1	/	22.57	/
		RB1#49	1	1	/	22.5	/
		RB25#0	2	2	/	21.58	/
		RB25#25	2	2	/	21.52	/
		RB50#0	2	2	/	21.57	/

Duty Cycle:

Operation Band	Modulation	Bandwidth	Ton (ms)	Ton+off (ms)	Duty Cycle (%)	Limit (%)
LTE Band 40 Lower	QPSK	5M	3.09	9.99	30.93	38
		10M	3.09	9.99	30.93	38
	16QAM	5M	3.09	9.99	30.93	38
		10M	3.09	9.99	30.93	38
LTE Band 40 Upper	QPSK	5M	3.14	10.04	31.27	38
		10M	3.09	9.99	30.93	38
	16QAM	5M	3.09	9.99	30.93	38
		10M	3.14	10.04	31.27	38

Note: The duty cycle is quoted from the RF report.

LTE Band 41:

Test Bandwidth	Test Modulation	Resource Block & RB offset	Target MPR	Meas MPR	Low Channel (dBm)	Low-Mid MHz (dBm)	Middle Channel (dBm)	Mid-High MHz (dBm)	High Channel (dBm)
5M	QPSK	RB1#0	0	0	22.39	22.43	22.57	22.63	22.75
		RB1#13	0	0	22.33	22.27	22.43	22.56	22.68
		RB1#24	1	1	22.26	22.23	22.42	22.44	22.58
		RB15#0	1	1	22.25	22.20	22.32	22.41	22.53
		RB15#10	1	1	22.15	22.10	22.25	22.33	22.42
		RB25#0	1	1	22.08	22.09	22.22	22.27	22.37
	16-QAM	RB1#0	1	1	22.07	22.03	22.18	22.24	22.32
		RB1#13	1	1	22.05	21.98	22.15	22.22	22.27
		RB1#24	1	1	21.92	21.84	22.13	22.14	22.21
		RB15#0	2	2	21.89	21.83	22.11	22.13	22.20
RB15#10		2	2	21.72	21.79	22.07	21.94	22.10	
RB25#0	2	2	21.64	21.72	22.02	21.87	22.09		
10M	QPSK	RB1#0	0	0	22.42	22.46	22.60	22.66	22.78
		RB1#25	0	0	22.36	22.30	22.46	22.59	22.71
		RB1#49	1	1	22.29	22.26	22.45	22.47	22.61
		RB25#0	1	1	22.28	22.23	22.35	22.44	22.56
		RB25#25	1	1	22.18	22.13	22.28	22.36	22.45
		RB50#0	1	1	22.11	22.12	22.25	22.30	22.40
	16-QAM	RB1#0	1	1	22.10	22.06	22.21	22.27	22.35
		RB1#25	1	1	22.08	22.01	22.18	22.25	22.30
		RB1#49	2	2	21.95	21.87	22.16	22.17	22.24
		RB25#0	2	2	21.92	21.86	22.14	22.16	22.23
RB25#25	2	2	21.75	21.82	22.10	21.97	22.13		
RB50#0	2	2	21.67	21.75	22.05	21.90	22.12		
15M	QPSK	RB1#0	0	0	22.46	22.50	22.64	22.70	22.82
		RB1#38	0	0	22.40	22.34	22.50	22.63	22.75
		RB1#74	1	1	22.33	22.30	22.49	22.51	22.65
		RB36#0	1	1	22.32	22.27	22.39	22.48	22.60
		RB36#39	1	1	22.22	22.17	22.32	22.40	22.49
		RB75#0	1	1	22.15	22.16	22.29	22.34	22.44
	16-QAM	RB1#0	1	1	22.14	22.10	22.25	22.31	22.39
		RB1#38	1	1	22.12	22.05	22.22	22.29	22.34
		RB1#74	1	1	21.99	21.91	22.20	22.21	22.28
		RB36#0	2	2	21.96	21.90	22.18	22.20	22.27
RB36#39	2	2	21.79	21.86	22.14	22.01	22.17		
RB75#0	2	2	21.71	21.79	22.09	21.94	22.16		

Test Bandwidth	Test Modulation	Resource Block & RB offset	Target MPR	Meas MPR	Low Channel (dBm)	2549.5 MHz (dBm)	Middle Channel (dBm)	2636.5 MHz (dBm)	High Channel (dBm)
20M	QPSK	RB1#0	0	0	22.51	22.56	22.68	22.75	22.88
		RB1#50	0	0	22.46	22.40	22.56	22.69	22.81
		RB1#99	1	1	22.39	22.36	22.55	22.57	22.71
		RB50#0	1	1	22.38	22.33	22.45	22.54	22.66
		RB50#50	1	1	22.28	22.23	22.38	22.46	22.55
		RB100#0	1	1	22.21	22.22	22.35	22.40	22.50
	16-QAM	RB1#0	1	1	22.20	22.16	22.31	22.37	22.45
		RB1#50	1	1	22.18	22.11	22.28	22.35	22.40
		RB1#99	2	2	22.05	21.97	22.26	22.27	22.34
		RB50#0	2	2	22.02	21.96	22.24	22.26	22.33
		RB50#50	2	2	21.85	21.92	22.20	22.07	22.23
		RB100#0	2	2	21.84	21.90	22.18	22.05	22.22

LTE Band 42:

Test Bandwidth	Test Modulation	Resource Block & RB offset	Target MPR	Meas MPR	Low Channel (dBm)	Middle Channel (dBm)	High Channel (dBm)
5M	QPSK	RB1#0	0	0	23.27	23.04	22.91
		RB1#13	0	0	23.23	22.99	22.83
		RB1#24	1	1	23.20	22.95	22.82
		RB15#0	1	1	23.15	22.94	22.71
		RB15#10	1	1	23.05	22.86	22.75
		RB25#0	1	1	23.09	22.81	22.66
	16-QAM	RB1#0	1	1	23.05	22.82	22.63
		RB1#13	1	1	23.00	22.79	22.62
		RB1#24	1	1	23.02	22.76	22.61
		RB15#0	2	2	22.90	22.70	22.48
		RB15#10	2	2	22.91	22.70	22.48
		RB25#0	2	2	22.86	22.64	22.47
10M	QPSK	RB1#0	0	0	23.31	23.08	22.95
		RB1#25	0	0	23.27	23.03	22.87
		RB1#49	1	1	23.24	22.99	22.86
		RB25#0	1	1	23.19	22.98	22.75
		RB25#25	1	1	23.09	22.90	22.79
		RB50#0	1	1	23.13	22.85	22.70
	16-QAM	RB1#0	1	1	23.09	22.86	22.67
		RB1#25	1	1	23.04	22.83	22.66
		RB1#49	2	2	23.06	22.80	22.65
		RB25#0	2	2	22.94	22.74	22.52
		RB25#25	2	2	22.95	22.74	22.52
		RB50#0	2	2	22.90	22.68	22.51
15M	QPSK	RB1#0	0	0	23.37	23.14	23.01
		RB1#38	0	0	23.33	23.09	22.93
		RB1#74	1	1	23.30	23.05	22.92
		RB36#0	1	1	23.25	23.04	22.81
		RB36#39	1	1	23.15	22.96	22.85
		RB75#0	1	1	23.19	22.91	22.76
	16-QAM	RB1#0	1	1	23.15	22.92	22.73
		RB1#38	1	1	23.10	22.89	22.72
		RB1#74	1	1	23.12	22.86	22.71
		RB36#0	2	2	23.00	22.80	22.58
		RB36#39	2	2	23.01	22.80	22.58
		RB75#0	2	2	22.96	22.74	22.57

Test Bandwidth	Test Modulation	Resource Block & RB offset	Target MPR	Meas MPR	Low Channel (dBm)	Middle Channel (dBm)	High Channel (dBm)
20M	QPSK	RB1#0	0	0	23.46	23.25	23.07
		RB1#50	0	0	23.44	23.20	23.01
		RB1#99	1	1	23.38	23.18	22.97
		RB50#0	1	1	23.32	23.11	22.92
		RB50#50	1	1	23.27	23.06	22.90
		RB100#0	1	1	23.24	23.01	22.83
	16-QAM	RB1#0	1	1	23.19	22.96	22.78
		RB1#50	1	1	23.16	22.93	22.75
		RB1#99	2	2	23.15	22.92	22.74
		RB50#0	2	2	23.07	22.84	22.66
		RB50#50	2	2	23.06	22.83	22.65
		RB100#0	2	2	23.01	22.78	22.60

LTE Band 66:

Test Bandwidth	Test Modulation	Resource Block & RB offset	Target MPR	Meas MPR	Low Channel (dBm)	Middle Channel (dBm)	High Channel (dBm)
1.4M	QPSK	RB1#0	0	0	23.11	23.25	23.30
		RB1#3	0	0	23.04	23.27	23.27
		RB1#5	0	0	22.99	23.18	23.27
		RB3#0	1	1	23.09	23.23	23.28
		RB3#3	1	1	23.02	23.25	23.25
		RB6#0	1	1	22.97	23.16	23.25
	16-QAM	RB1#0	1	1	22.81	23.12	23.22
		RB1#3	1	1	22.78	23.09	23.21
		RB1#5	1	1	22.78	23.07	23.12
		RB3#0	2	2	22.80	23.11	23.21
		RB3#3	2	2	22.77	23.08	23.20
		RB6#0	2	2	22.77	23.06	23.11
3M	QPSK	RB1#0	0	0	23.12	23.26	23.31
		RB1#8	0	0	23.05	23.28	23.28
		RB1#14	0	0	23.00	23.19	23.28
		RB6#0	1	1	22.97	23.22	23.29
		RB6#9	1	1	22.92	23.21	23.29
		RB15#0	1	1	22.91	23.03	23.22
	16-QAM	RB1#0	1	1	22.82	23.13	23.23
		RB1#8	1	1	22.79	23.10	23.22
		RB1#14	1	1	22.79	23.08	23.13
		RB6#0	2	2	22.71	22.91	23.07
		RB6#9	2	2	22.73	22.94	23.07
		RB15#0	2	2	22.67	22.90	23.02
5M	QPSK	RB1#0	0	0	23.15	23.29	23.34
		RB1#13	0	0	23.08	23.31	23.31
		RB1#24	0	0	23.03	23.22	23.31
		RB15#0	1	1	23.00	23.25	23.32
		RB15#10	1	1	22.95	23.24	23.32
		RB25#0	1	1	22.94	23.06	23.25
	16-QAM	RB1#0	1	1	22.85	23.16	23.26
		RB1#13	1	1	22.82	23.13	23.25
		RB1#24	1	1	22.82	23.11	23.16
		RB15#0	2	2	22.74	22.94	23.10
		RB15#10	2	2	22.76	22.97	23.10
		RB25#0	2	2	22.70	22.93	23.05

Test Bandwidth	Test Modulation	Resource Block & RB offset	Target MPR	Meas MPR	Low Channel (dBm)	Middle Channel (dBm)	High Channel (dBm)
10M	QPSK	RB1#0	0	0	23.19	23.33	23.38
		RB1#25	0	0	23.12	23.35	23.35
		RB1#49	0	0	23.07	23.26	23.35
		RB25#0	1	1	23.04	23.29	23.36
		RB25#25	1	1	22.99	23.28	23.36
		RB50#0	1	1	22.98	23.10	23.29
	16-QAM	RB1#0	1	1	22.89	23.20	23.30
		RB1#25	1	1	22.86	23.17	23.29
		RB1#49	1	1	22.86	23.15	23.20
		RB25#0	2	2	22.78	22.98	23.14
		RB25#25	2	2	22.80	23.01	23.14
		RB50#0	2	2	22.74	22.97	23.09
15M	QPSK	RB1#0	0	0	23.25	23.39	23.44
		RB1#38	0	0	23.18	23.41	23.41
		RB1#74	0	0	23.13	23.32	23.41
		RB36#0	1	1	23.10	23.35	23.42
		RB36#39	1	1	23.05	23.34	23.42
		RB75#0	1	1	23.04	23.16	23.35
	16-QAM	RB1#0	1	1	22.95	23.26	23.36
		RB1#38	1	1	22.92	23.23	23.35
		RB1#74	1	1	22.92	23.21	23.26
		RB36#0	2	2	22.84	23.04	23.20
		RB36#39	2	2	22.86	23.07	23.20
		RB75#0	2	2	22.80	23.03	23.15
20M	QPSK	RB1#0	0	0	23.42	23.55	23.61
		RB1#50	0	0	23.36	23.52	23.59
		RB1#99	0	0	23.31	23.48	23.58
		RB50#0	1	1	23.24	23.44	23.56
		RB50#50	1	1	23.20	23.38	23.51
		RB100#0	1	1	23.14	23.37	23.49
	16-QAM	RB1#0	1	1	23.09	23.32	23.44
		RB1#50	1	1	23.06	23.29	23.41
		RB1#99	1	1	23.05	23.28	23.40
		RB50#0	2	2	22.94	23.17	23.29
		RB50#50	2	2	22.93	23.16	23.28
		RB100#0	2	2	22.88	23.11	23.23

5G NR n5:

Mode	Conducted Average Power(dBm)
n5_5MHz_15kHz_826.5MHz_DFT-s-OFDM_PI/2_BPSK_RB1@1	11.93
n5_5MHz_15kHz_826.5MHz_DFT-s-OFDM_PI/2_BPSK_RB12@6	12.03
n5_5MHz_15kHz_826.5MHz_DFT-s-OFDM_PI/2_BPSK_RB1@23	12.00
n5_5MHz_15kHz_826.5MHz_DFT-s-OFDM_PI/2_BPSK_RB25@0	11.80
n5_5MHz_15kHz_826.5MHz_DFT-s-OFDM_QPSK_RB1@1	11.95
n5_5MHz_15kHz_826.5MHz_DFT-s-OFDM_QPSK_RB12@6	11.91
n5_5MHz_15kHz_826.5MHz_DFT-s-OFDM_QPSK_RB1@23	9.44
n5_5MHz_15kHz_826.5MHz_DFT-s-OFDM_QPSK_RB25@0	11.39
n5_5MHz_15kHz_826.5MHz_DFT-s-OFDM_16_QAM_RB25@0	9.38
n5_5MHz_15kHz_826.5MHz_DFT-s-OFDM_64_QAM_RB25@0	9.77
n5_5MHz_15kHz_826.5MHz_DFT-s-OFDM_256_QAM_RB25@0	7.85
n5_5MHz_15kHz_826.5MHz_CP-OFDM_QPSK_RB1@1	10.84
n5_5MHz_15kHz_826.5MHz_CP-OFDM_QPSK_RB13@6	10.78
n5_5MHz_15kHz_826.5MHz_CP-OFDM_QPSK_RB1@23	11.05
n5_5MHz_15kHz_826.5MHz_CP-OFDM_QPSK_RB25@0	9.35
n5_5MHz_15kHz_826.5MHz_CP-OFDM_16_QAM_RB25@0	10.33
n5_5MHz_15kHz_826.5MHz_CP-OFDM_64_QAM_RB25@0	8.94
n5_5MHz_15kHz_826.5MHz_CP-OFDM_256_QAM_RB25@0	5.77
n5_5MHz_15kHz_836.5MHz_DFT-s-OFDM_PI/2_BPSK_RB1@1	12.02
n5_5MHz_15kHz_836.5MHz_DFT-s-OFDM_PI/2_BPSK_RB12@6	11.90
n5_5MHz_15kHz_836.5MHz_DFT-s-OFDM_PI/2_BPSK_RB1@23	11.91
n5_5MHz_15kHz_836.5MHz_DFT-s-OFDM_PI/2_BPSK_RB25@0	11.85
n5_5MHz_15kHz_836.5MHz_DFT-s-OFDM_QPSK_RB1@1	11.77
n5_5MHz_15kHz_836.5MHz_DFT-s-OFDM_QPSK_RB12@6	12.03
n5_5MHz_15kHz_836.5MHz_DFT-s-OFDM_QPSK_RB1@23	11.80
n5_5MHz_15kHz_836.5MHz_DFT-s-OFDM_QPSK_RB25@0	11.26
n5_5MHz_15kHz_836.5MHz_DFT-s-OFDM_16_QAM_RB25@0	10.31
n5_5MHz_15kHz_836.5MHz_DFT-s-OFDM_64_QAM_RB25@0	9.86
n5_5MHz_15kHz_836.5MHz_DFT-s-OFDM_256_QAM_RB25@0	7.85
n5_5MHz_15kHz_836.5MHz_CP-OFDM_QPSK_RB1@1	10.73
n5_5MHz_15kHz_836.5MHz_CP-OFDM_QPSK_RB13@6	10.83
n5_5MHz_15kHz_836.5MHz_CP-OFDM_QPSK_RB1@23	10.66
n5_5MHz_15kHz_836.5MHz_CP-OFDM_QPSK_RB25@0	9.29
n5_5MHz_15kHz_836.5MHz_CP-OFDM_16_QAM_RB25@0	9.30
n5_5MHz_15kHz_836.5MHz_CP-OFDM_64_QAM_RB25@0	8.80
n5_5MHz_15kHz_836.5MHz_CP-OFDM_256_QAM_RB25@0	5.82

Mode	Conducted Average Power(dBm)
n5_5MHz_15kHz_846.5MHz_DFT-s-OFDM PI/2 BPSK_RB1@1	11.89
n5_5MHz_15kHz_846.5MHz_DFT-s-OFDM PI/2 BPSK_RB12@6	11.91
n5_5MHz_15kHz_846.5MHz_DFT-s-OFDM PI/2 BPSK_RB1@23	11.77
n5_5MHz_15kHz_846.5MHz_DFT-s-OFDM PI/2 BPSK_RB25@0	11.80
n5_5MHz_15kHz_846.5MHz_DFT-s-OFDM QPSK_RB1@1	11.72
n5_5MHz_15kHz_846.5MHz_DFT-s-OFDM QPSK_RB12@6	11.85
n5_5MHz_15kHz_846.5MHz_DFT-s-OFDM QPSK_RB1@23	11.70
n5_5MHz_15kHz_846.5MHz_DFT-s-OFDM QPSK_RB25@0	11.22
n5_5MHz_15kHz_846.5MHz_DFT-s-OFDM 16 QAM_RB25@0	10.21
n5_5MHz_15kHz_846.5MHz_DFT-s-OFDM 64 QAM_RB25@0	9.84
n5_5MHz_15kHz_846.5MHz_DFT-s-OFDM 256 QAM_RB25@0	7.69
n5_5MHz_15kHz_846.5MHz_CP-OFDM QPSK_RB1@1	10.92
n5_5MHz_15kHz_846.5MHz_CP-OFDM QPSK_RB13@6	10.67
n5_5MHz_15kHz_846.5MHz_CP-OFDM QPSK_RB1@23	10.82
n5_5MHz_15kHz_846.5MHz_CP-OFDM QPSK_RB25@0	9.32
n5_5MHz_15kHz_846.5MHz_CP-OFDM 16 QAM_RB25@0	9.33
n5_5MHz_15kHz_846.5MHz_CP-OFDM 64 QAM_RB25@0	8.67
n5_5MHz_15kHz_846.5MHz_CP-OFDM 256 QAM_RB25@0	5.70
n5_10MHz_15kHz_829MHz_DFT-s-OFDM PI/2 BPSK_RB1@1	12.02
n5_10MHz_15kHz_829MHz_DFT-s-OFDM PI/2 BPSK_RB25@12	12.01
n5_10MHz_15kHz_829MHz_DFT-s-OFDM PI/2 BPSK_RB1@50	11.93
n5_10MHz_15kHz_829MHz_DFT-s-OFDM PI/2 BPSK_RB50@0	11.75
n5_10MHz_15kHz_829MHz_DFT-s-OFDM QPSK_RB1@1	11.87
n5_10MHz_15kHz_829MHz_DFT-s-OFDM QPSK_RB25@12	11.93
n5_10MHz_15kHz_829MHz_DFT-s-OFDM QPSK_RB1@50	11.81
n5_10MHz_15kHz_829MHz_DFT-s-OFDM QPSK_RB50@0	11.22
n5_10MHz_15kHz_829MHz_DFT-s-OFDM 16 QAM_RB50@0	10.19
n5_10MHz_15kHz_829MHz_DFT-s-OFDM 64 QAM_RB50@0	9.69
n5_10MHz_15kHz_829MHz_DFT-s-OFDM 256 QAM_RB50@0	7.67
n5_10MHz_15kHz_829MHz_CP-OFDM QPSK_RB1@1	10.73
n5_10MHz_15kHz_829MHz_CP-OFDM QPSK_RB26@13	10.81
n5_10MHz_15kHz_829MHz_CP-OFDM QPSK_RB1@50	10.85
n5_10MHz_15kHz_829MHz_CP-OFDM QPSK_RB52@0	9.32
n5_10MHz_15kHz_829MHz_CP-OFDM 16 QAM_RB52@0	9.29
n5_10MHz_15kHz_829MHz_CP-OFDM 64 QAM_RB52@0	8.66
n5_10MHz_15kHz_829MHz_CP-OFDM 256 QAM_RB52@0	5.59

Mode	Conducted Average Power(dBm)
n5_10MHz_15kHz_836.5MHz_DFT-s-OFDM PI/2 BPSK_RB1@1	11.98
n5_10MHz_15kHz_836.5MHz_DFT-s-OFDM PI/2 BPSK_RB25@12	11.96
n5_10MHz_15kHz_836.5MHz_DFT-s-OFDM PI/2 BPSK_RB1@50	12.04
n5_10MHz_15kHz_836.5MHz_DFT-s-OFDM PI/2 BPSK_RB50@0	11.72
n5_10MHz_15kHz_836.5MHz_DFT-s-OFDM QPSK_RB1@1	11.94
n5_10MHz_15kHz_836.5MHz_DFT-s-OFDM QPSK_RB25@12	11.99
n5_10MHz_15kHz_836.5MHz_DFT-s-OFDM QPSK_RB1@50	11.88
n5_10MHz_15kHz_836.5MHz_DFT-s-OFDM QPSK_RB50@0	11.22
n5_10MHz_15kHz_836.5MHz_DFT-s-OFDM 16 QAM_RB50@0	10.27
n5_10MHz_15kHz_836.5MHz_DFT-s-OFDM 64 QAM_RB50@0	9.70
n5_10MHz_15kHz_836.5MHz_DFT-s-OFDM 256 QAM_RB50@0	7.75
n5_10MHz_15kHz_836.5MHz_CP-OFDM QPSK_RB1@1	10.72
n5_10MHz_15kHz_836.5MHz_CP-OFDM QPSK_RB26@13	10.70
n5_10MHz_15kHz_836.5MHz_CP-OFDM QPSK_RB1@50	10.70
n5_10MHz_15kHz_836.5MHz_CP-OFDM QPSK_RB52@0	9.33
n5_10MHz_15kHz_836.5MHz_CP-OFDM 16 QAM_RB52@0	9.19
n5_10MHz_15kHz_836.5MHz_CP-OFDM 64 QAM_RB52@0	8.81
n5_10MHz_15kHz_836.5MHz_CP-OFDM 256 QAM_RB52@0	5.71
n5_10MHz_15kHz_844MHz_DFT-s-OFDM PI/2 BPSK_RB1@1	11.99
n5_10MHz_15kHz_844MHz_DFT-s-OFDM PI/2 BPSK_RB25@12	11.80
n5_10MHz_15kHz_844MHz_DFT-s-OFDM PI/2 BPSK_RB1@50	12.03
n5_10MHz_15kHz_844MHz_DFT-s-OFDM PI/2 BPSK_RB50@0	11.81
n5_10MHz_15kHz_844MHz_DFT-s-OFDM QPSK_RB1@1	11.84
n5_10MHz_15kHz_844MHz_DFT-s-OFDM QPSK_RB25@12	11.91
n5_10MHz_15kHz_844MHz_DFT-s-OFDM QPSK_RB1@50	11.79
n5_10MHz_15kHz_844MHz_DFT-s-OFDM QPSK_RB50@0	11.15
n5_10MHz_15kHz_844MHz_DFT-s-OFDM 16 QAM_RB50@0	10.26
n5_10MHz_15kHz_844MHz_DFT-s-OFDM 64 QAM_RB50@0	9.59
n5_10MHz_15kHz_844MHz_DFT-s-OFDM 256 QAM_RB50@0	7.62
n5_10MHz_15kHz_844MHz_CP-OFDM QPSK_RB1@1	10.51
n5_10MHz_15kHz_844MHz_CP-OFDM QPSK_RB26@13	10.71
n5_10MHz_15kHz_844MHz_CP-OFDM QPSK_RB1@50	10.70
n5_10MHz_15kHz_844MHz_CP-OFDM QPSK_RB52@0	9.13
n5_10MHz_15kHz_844MHz_CP-OFDM 16 QAM_RB52@0	9.11
n5_10MHz_15kHz_844MHz_CP-OFDM 64 QAM_RB52@0	8.68
n5_10MHz_15kHz_844MHz_CP-OFDM 256 QAM_RB52@0	5.56

Mode	Conducted Average Power(dBm)
n5_15MHz_15kHz_831.5MHz_DFT-s-OFDM PI/2 BPSK_RB1@1	9.46
n5_15MHz_15kHz_831.5MHz_DFT-s-OFDM PI/2 BPSK_RB36@18	11.94
n5_15MHz_15kHz_831.5MHz_DFT-s-OFDM PI/2 BPSK_RB1@77	11.79
n5_15MHz_15kHz_831.5MHz_DFT-s-OFDM PI/2 BPSK_RB75@0	11.79
n5_15MHz_15kHz_831.5MHz_DFT-s-OFDM QPSK_RB1@1	11.84
n5_15MHz_15kHz_831.5MHz_DFT-s-OFDM QPSK_RB36@18	11.95
n5_15MHz_15kHz_831.5MHz_DFT-s-OFDM QPSK_RB1@77	11.78
n5_15MHz_15kHz_831.5MHz_DFT-s-OFDM QPSK_RB75@0	11.41
n5_15MHz_15kHz_831.5MHz_DFT-s-OFDM 16 QAM_RB75@0	10.24
n5_15MHz_15kHz_831.5MHz_DFT-s-OFDM 64 QAM_RB75@0	9.81
n5_15MHz_15kHz_831.5MHz_DFT-s-OFDM 256 QAM_RB75@0	7.83
n5_15MHz_15kHz_831.5MHz_CP-OFDM QPSK_RB1@1	10.73
n5_15MHz_15kHz_831.5MHz_CP-OFDM QPSK_RB39@19	10.78
n5_15MHz_15kHz_831.5MHz_CP-OFDM QPSK_RB1@77	10.73
n5_15MHz_15kHz_831.5MHz_CP-OFDM QPSK_RB79@0	9.34
n5_15MHz_15kHz_831.5MHz_CP-OFDM 16 QAM_RB79@0	9.33
n5_15MHz_15kHz_831.5MHz_CP-OFDM 64 QAM_RB79@0	8.84
n5_15MHz_15kHz_831.5MHz_CP-OFDM 256 QAM_RB79@0	5.77
n5_15MHz_15kHz_836.5MHz_DFT-s-OFDM PI/2 BPSK_RB1@1	9.34
n5_15MHz_15kHz_836.5MHz_DFT-s-OFDM PI/2 BPSK_RB36@18	11.89
n5_15MHz_15kHz_836.5MHz_DFT-s-OFDM PI/2 BPSK_RB1@77	11.85
n5_15MHz_15kHz_836.5MHz_DFT-s-OFDM PI/2 BPSK_RB75@0	11.85
n5_15MHz_15kHz_836.5MHz_DFT-s-OFDM QPSK_RB1@1	11.83
n5_15MHz_15kHz_836.5MHz_DFT-s-OFDM QPSK_RB36@18	11.95
n5_15MHz_15kHz_836.5MHz_DFT-s-OFDM QPSK_RB1@77	11.81
n5_15MHz_15kHz_836.5MHz_DFT-s-OFDM QPSK_RB75@0	11.21
n5_15MHz_15kHz_836.5MHz_DFT-s-OFDM 16 QAM_RB75@0	10.39
n5_15MHz_15kHz_836.5MHz_DFT-s-OFDM 64 QAM_RB75@0	9.86
n5_15MHz_15kHz_836.5MHz_DFT-s-OFDM 256 QAM_RB75@0	7.85
n5_15MHz_15kHz_836.5MHz_CP-OFDM QPSK_RB1@1	10.72
n5_15MHz_15kHz_836.5MHz_CP-OFDM QPSK_RB39@19	10.83
n5_15MHz_15kHz_836.5MHz_CP-OFDM QPSK_RB1@77	10.60
n5_15MHz_15kHz_836.5MHz_CP-OFDM QPSK_RB79@0	9.39
n5_15MHz_15kHz_836.5MHz_CP-OFDM 16 QAM_RB79@0	9.32
n5_15MHz_15kHz_836.5MHz_CP-OFDM 64 QAM_RB79@0	8.81
n5_15MHz_15kHz_836.5MHz_CP-OFDM 256 QAM_RB79@0	5.81

Mode	Conducted Average Power(dBm)
n5_15MHz_15kHz_841.5MHz_DFT-s-OFDM PI/2 BPSK_RB1@1	9.42
n5_15MHz_15kHz_841.5MHz_DFT-s-OFDM PI/2 BPSK_RB36@18	12.14
n5_15MHz_15kHz_841.5MHz_DFT-s-OFDM PI/2 BPSK_RB1@77	12.04
n5_15MHz_15kHz_841.5MHz_DFT-s-OFDM PI/2 BPSK_RB75@0	11.95
n5_15MHz_15kHz_841.5MHz_DFT-s-OFDM QPSK_RB1@1	11.96
n5_15MHz_15kHz_841.5MHz_DFT-s-OFDM QPSK_RB36@18	12.19
n5_15MHz_15kHz_841.5MHz_DFT-s-OFDM QPSK_RB1@77	11.98
n5_15MHz_15kHz_841.5MHz_DFT-s-OFDM QPSK_RB75@0	11.27
n5_15MHz_15kHz_841.5MHz_DFT-s-OFDM 16 QAM_RB75@0	10.46
n5_15MHz_15kHz_841.5MHz_DFT-s-OFDM 64 QAM_RB75@0	10.04
n5_15MHz_15kHz_841.5MHz_DFT-s-OFDM 256 QAM_RB75@0	7.97
n5_15MHz_15kHz_841.5MHz_CP-OFDM QPSK_RB1@1	10.96
n5_15MHz_15kHz_841.5MHz_CP-OFDM QPSK_RB39@19	10.92
n5_15MHz_15kHz_841.5MHz_CP-OFDM QPSK_RB1@77	10.96
n5_15MHz_15kHz_841.5MHz_CP-OFDM QPSK_RB79@0	9.30
n5_15MHz_15kHz_841.5MHz_CP-OFDM 16 QAM_RB79@0	9.51
n5_15MHz_15kHz_841.5MHz_CP-OFDM 64 QAM_RB79@0	8.90
n5_15MHz_15kHz_841.5MHz_CP-OFDM 256 QAM_RB79@0	5.82
n5_20MHz_15kHz_834MHz_DFT-s-OFDM PI/2 BPSK_RB1@1	9.46
n5_20MHz_15kHz_834MHz_DFT-s-OFDM PI/2 BPSK_RB50@25	12.08
n5_20MHz_15kHz_834MHz_DFT-s-OFDM PI/2 BPSK_RB1@104	11.91
n5_20MHz_15kHz_834MHz_DFT-s-OFDM PI/2 BPSK_RB100@0	12.00
n5_20MHz_15kHz_834MHz_DFT-s-OFDM QPSK_RB1@1	12.14
n5_20MHz_15kHz_834MHz_DFT-s-OFDM QPSK_RB50@25	12.15
n5_20MHz_15kHz_834MHz_DFT-s-OFDM QPSK_RB1@104	11.99
n5_20MHz_15kHz_834MHz_DFT-s-OFDM QPSK_RB100@0	11.61
n5_20MHz_15kHz_834MHz_DFT-s-OFDM 16 QAM_RB100@0	10.31
n5_20MHz_15kHz_834MHz_DFT-s-OFDM 64 QAM_RB100@0	9.91
n5_20MHz_15kHz_834MHz_DFT-s-OFDM 256 QAM_RB100@0	7.78
n5_20MHz_15kHz_834MHz_CP-OFDM QPSK_RB1@1	10.76
n5_20MHz_15kHz_834MHz_CP-OFDM QPSK_RB53@26	10.87
n5_20MHz_15kHz_834MHz_CP-OFDM QPSK_RB1@104	10.65
n5_20MHz_15kHz_834MHz_CP-OFDM QPSK_RB106@0	9.39
n5_20MHz_15kHz_834MHz_CP-OFDM 16 QAM_RB106@0	9.31
n5_20MHz_15kHz_834MHz_CP-OFDM 64 QAM_RB106@0	8.81
n5_20MHz_15kHz_834MHz_CP-OFDM 256 QAM_RB106@0	5.85

Mode	Conducted Average Power(dBm)
n5_20MHz_15kHz_836.5MHz_DFT-s-OFDM PI/2 BPSK_RB1@1	9.34
n5_20MHz_15kHz_836.5MHz_DFT-s-OFDM PI/2 BPSK_RB50@25	9.40
n5_20MHz_15kHz_836.5MHz_DFT-s-OFDM PI/2 BPSK_RB1@104	12.03
n5_20MHz_15kHz_836.5MHz_DFT-s-OFDM PI/2 BPSK_RB100@0	11.96
n5_20MHz_15kHz_836.5MHz_DFT-s-OFDM QPSK_RB1@1	12.23
n5_20MHz_15kHz_836.5MHz_DFT-s-OFDM QPSK_RB50@25	12.18
n5_20MHz_15kHz_836.5MHz_DFT-s-OFDM QPSK_RB1@104	12.10
n5_20MHz_15kHz_836.5MHz_DFT-s-OFDM QPSK_RB100@0	11.47
n5_20MHz_15kHz_836.5MHz_DFT-s-OFDM 16 QAM_RB100@0	10.54
n5_20MHz_15kHz_836.5MHz_DFT-s-OFDM 64 QAM_RB100@0	10.17
n5_20MHz_15kHz_836.5MHz_DFT-s-OFDM 256 QAM_RB100@0	8.11
n5_20MHz_15kHz_836.5MHz_CP-OFDM QPSK_RB1@1	10.96
n5_20MHz_15kHz_836.5MHz_CP-OFDM QPSK_RB53@26	11.01
n5_20MHz_15kHz_836.5MHz_CP-OFDM QPSK_RB1@104	10.82
n5_20MHz_15kHz_836.5MHz_CP-OFDM QPSK_RB106@0	9.59
n5_20MHz_15kHz_836.5MHz_CP-OFDM 16 QAM_RB106@0	9.49
n5_20MHz_15kHz_836.5MHz_CP-OFDM 64 QAM_RB106@0	9.09
n5_20MHz_15kHz_836.5MHz_CP-OFDM 256 QAM_RB106@0	5.89
n5_20MHz_15kHz_839MHz_DFT-s-OFDM PI/2 BPSK_RB1@1	9.51
n5_20MHz_15kHz_839MHz_DFT-s-OFDM PI/2 BPSK_RB50@25	112.16
n5_20MHz_15kHz_839MHz_DFT-s-OFDM PI/2 BPSK_RB1@104	12.13
n5_20MHz_15kHz_839MHz_DFT-s-OFDM PI/2 BPSK_RB100@0	12.04
n5_20MHz_15kHz_839MHz_DFT-s-OFDM QPSK_RB1@1	12.05
n5_20MHz_15kHz_839MHz_DFT-s-OFDM QPSK_RB50@25	12.16
n5_20MHz_15kHz_839MHz_DFT-s-OFDM QPSK_RB1@104	12.01
n5_20MHz_15kHz_839MHz_DFT-s-OFDM QPSK_RB100@0	11.50
n5_20MHz_15kHz_839MHz_DFT-s-OFDM 16 QAM_RB100@0	10.50
n5_20MHz_15kHz_839MHz_DFT-s-OFDM 64 QAM_RB100@0	9.92
n5_20MHz_15kHz_839MHz_DFT-s-OFDM 256 QAM_RB100@0	8.08
n5_20MHz_15kHz_839MHz_CP-OFDM QPSK_RB1@1	11.00
n5_20MHz_15kHz_839MHz_CP-OFDM QPSK_RB53@26	10.88
n5_20MHz_15kHz_839MHz_CP-OFDM QPSK_RB1@104	10.96
n5_20MHz_15kHz_839MHz_CP-OFDM QPSK_RB106@0	9.49
n5_20MHz_15kHz_839MHz_CP-OFDM 16 QAM_RB106@0	9.48
n5_20MHz_15kHz_839MHz_CP-OFDM 64 QAM_RB106@0	8.85
n5_20MHz_15kHz_839MHz_CP-OFDM 256 QAM_RB106@0	5.77

5G NR n7:

Mode	Conducted Average Power(dBm)
n7_5MHz_15kHz_2502.5MHz_DFT-s-OFDM PI/2 BPSK_RB1@1	16.13
n7_5MHz_15kHz_2502.5MHz_DFT-s-OFDM PI/2 BPSK_RB12@6	16.22
n7_5MHz_15kHz_2502.5MHz_DFT-s-OFDM PI/2 BPSK_RB1@23	16.25
n7_5MHz_15kHz_2502.5MHz_DFT-s-OFDM PI/2 BPSK_RB25@0	15.67
n7_5MHz_15kHz_2502.5MHz_DFT-s-OFDM QPSK_RB1@1	16.13
n7_5MHz_15kHz_2502.5MHz_DFT-s-OFDM QPSK_RB12@6	16.17
n7_5MHz_15kHz_2502.5MHz_DFT-s-OFDM QPSK_RB1@23	16.39
n7_5MHz_15kHz_2502.5MHz_DFT-s-OFDM QPSK_RB25@0	15.27
n7_5MHz_15kHz_2502.5MHz_DFT-s-OFDM 16 QAM_RB25@0	14.27
n7_5MHz_15kHz_2502.5MHz_DFT-s-OFDM 64 QAM_RB25@0	13.74
n7_5MHz_15kHz_2502.5MHz_DFT-s-OFDM 256 QAM_RB25@0	11.73
n7_5MHz_15kHz_2502.5MHz_CP-OFDM QPSK_RB1@1	14.61
n7_5MHz_15kHz_2502.5MHz_CP-OFDM QPSK_RB13@6	14.82
n7_5MHz_15kHz_2502.5MHz_CP-OFDM QPSK_RB1@23	14.65
n7_5MHz_15kHz_2502.5MHz_CP-OFDM QPSK_RB25@0	13.22
n7_5MHz_15kHz_2502.5MHz_CP-OFDM 16 QAM_RB25@0	13.11
n7_5MHz_15kHz_2502.5MHz_CP-OFDM 64 QAM_RB25@0	12.70
n7_5MHz_15kHz_2502.5MHz_CP-OFDM 256 QAM_RB25@0	9.78
n7_5MHz_15kHz_2535MHz_DFT-s-OFDM PI/2 BPSK_RB1@1	16.20
n7_5MHz_15kHz_2535MHz_DFT-s-OFDM PI/2 BPSK_RB12@6	16.31
n7_5MHz_15kHz_2535MHz_DFT-s-OFDM PI/2 BPSK_RB1@23	16.32
n7_5MHz_15kHz_2535MHz_DFT-s-OFDM PI/2 BPSK_RB25@0	15.79
n7_5MHz_15kHz_2535MHz_DFT-s-OFDM QPSK_RB1@1	16.25
n7_5MHz_15kHz_2535MHz_DFT-s-OFDM QPSK_RB12@6	16.40
n7_5MHz_15kHz_2535MHz_DFT-s-OFDM QPSK_RB1@23	16.30
n7_5MHz_15kHz_2535MHz_DFT-s-OFDM QPSK_RB25@0	15.25
n7_5MHz_15kHz_2535MHz_DFT-s-OFDM 16 QAM_RB25@0	14.36
n7_5MHz_15kHz_2535MHz_DFT-s-OFDM 64 QAM_RB25@0	13.66
n7_5MHz_15kHz_2535MHz_DFT-s-OFDM 256 QAM_RB25@0	11.57
n7_5MHz_15kHz_2535MHz_CP-OFDM QPSK_RB1@1	14.90
n7_5MHz_15kHz_2535MHz_CP-OFDM QPSK_RB13@6	14.82
n7_5MHz_15kHz_2535MHz_CP-OFDM QPSK_RB1@23	14.68
n7_5MHz_15kHz_2535MHz_CP-OFDM QPSK_RB25@0	13.22
n7_5MHz_15kHz_2535MHz_CP-OFDM 16 QAM_RB25@0	13.05
n7_5MHz_15kHz_2535MHz_CP-OFDM 64 QAM_RB25@0	12.65
n7_5MHz_15kHz_2535MHz_CP-OFDM 256 QAM_RB25@0	9.96

Mode	Conducted Average Power(dBm)
n7_5MHz_15kHz_2567.5MHz_DFT-s-OFDM PI/2 BPSK_RB1@1	16.36
n7_5MHz_15kHz_2567.5MHz_DFT-s-OFDM PI/2 BPSK_RB12@6	16.40
n7_5MHz_15kHz_2567.5MHz_DFT-s-OFDM PI/2 BPSK_RB1@23	16.26
n7_5MHz_15kHz_2567.5MHz_DFT-s-OFDM PI/2 BPSK_RB25@0	15.84
n7_5MHz_15kHz_2567.5MHz_DFT-s-OFDM QPSK_RB1@1	16.33
n7_5MHz_15kHz_2567.5MHz_DFT-s-OFDM QPSK_RB12@6	16.36
n7_5MHz_15kHz_2567.5MHz_DFT-s-OFDM QPSK_RB1@23	16.38
n7_5MHz_15kHz_2567.5MHz_DFT-s-OFDM QPSK_RB25@0	15.31
n7_5MHz_15kHz_2567.5MHz_DFT-s-OFDM 16 QAM_RB25@0	14.30
n7_5MHz_15kHz_2567.5MHz_DFT-s-OFDM 64 QAM_RB25@0	13.84
n7_5MHz_15kHz_2567.5MHz_DFT-s-OFDM 256 QAM_RB25@0	11.72
n7_5MHz_15kHz_2567.5MHz_CP-OFDM QPSK_RB1@1	14.81
n7_5MHz_15kHz_2567.5MHz_CP-OFDM QPSK_RB13@6	14.87
n7_5MHz_15kHz_2567.5MHz_CP-OFDM QPSK_RB1@23	14.75
n7_5MHz_15kHz_2567.5MHz_CP-OFDM QPSK_RB25@0	13.39
n7_5MHz_15kHz_2567.5MHz_CP-OFDM 16 QAM_RB25@0	13.20
n7_5MHz_15kHz_2567.5MHz_CP-OFDM 64 QAM_RB25@0	12.96
n7_5MHz_15kHz_2567.5MHz_CP-OFDM 256 QAM_RB25@0	9.97
n7_10MHz_15kHz_2505MHz_DFT-s-OFDM PI/2 BPSK_RB1@1	16.10
n7_10MHz_15kHz_2505MHz_DFT-s-OFDM PI/2 BPSK_RB25@12	16.28
n7_10MHz_15kHz_2505MHz_DFT-s-OFDM PI/2 BPSK_RB1@50	16.19
n7_10MHz_15kHz_2505MHz_DFT-s-OFDM PI/2 BPSK_RB50@0	15.82
n7_10MHz_15kHz_2505MHz_DFT-s-OFDM QPSK_RB1@1	16.13
n7_10MHz_15kHz_2505MHz_DFT-s-OFDM QPSK_RB25@12	16.36
n7_10MHz_15kHz_2505MHz_DFT-s-OFDM QPSK_RB1@50	16.20
n7_10MHz_15kHz_2505MHz_DFT-s-OFDM QPSK_RB50@0	15.26
n7_10MHz_15kHz_2505MHz_DFT-s-OFDM 16 QAM_RB50@0	14.37
n7_10MHz_15kHz_2505MHz_DFT-s-OFDM 64 QAM_RB50@0	13.67
n7_10MHz_15kHz_2505MHz_DFT-s-OFDM 256 QAM_RB50@0	11.68
n7_10MHz_15kHz_2505MHz_CP-OFDM QPSK_RB1@1	14.58
n7_10MHz_15kHz_2505MHz_CP-OFDM QPSK_RB26@13	14.86
n7_10MHz_15kHz_2505MHz_CP-OFDM QPSK_RB1@50	15.02
n7_10MHz_15kHz_2505MHz_CP-OFDM QPSK_RB52@0	13.23
n7_10MHz_15kHz_2505MHz_CP-OFDM 16 QAM_RB52@0	13.28
n7_10MHz_15kHz_2505MHz_CP-OFDM 64 QAM_RB52@0	12.71
n7_10MHz_15kHz_2505MHz_CP-OFDM 256 QAM_RB52@0	9.69

Mode	Conducted Average Power(dBm)
n7_10MHz_15kHz_2535MHz_DFT-s-OFDM PI/2 BPSK_RB1@1	16.27
n7_10MHz_15kHz_2535MHz_DFT-s-OFDM PI/2 BPSK_RB25@12	16.37
n7_10MHz_15kHz_2535MHz_DFT-s-OFDM PI/2 BPSK_RB1@50	16.19
n7_10MHz_15kHz_2535MHz_DFT-s-OFDM PI/2 BPSK_RB50@0	15.65
n7_10MHz_15kHz_2535MHz_DFT-s-OFDM QPSK_RB1@1	16.09
n7_10MHz_15kHz_2535MHz_DFT-s-OFDM QPSK_RB25@12	16.23
n7_10MHz_15kHz_2535MHz_DFT-s-OFDM QPSK_RB1@50	16.31
n7_10MHz_15kHz_2535MHz_DFT-s-OFDM QPSK_RB50@0	15.24
n7_10MHz_15kHz_2535MHz_DFT-s-OFDM 16 QAM_RB50@0	14.11
n7_10MHz_15kHz_2535MHz_DFT-s-OFDM 64 QAM_RB50@0	13.73
n7_10MHz_15kHz_2535MHz_DFT-s-OFDM 256 QAM_RB50@0	11.64
n7_10MHz_15kHz_2535MHz_CP-OFDM QPSK_RB1@1	14.68
n7_10MHz_15kHz_2535MHz_CP-OFDM QPSK_RB26@13	14.84
n7_10MHz_15kHz_2535MHz_CP-OFDM QPSK_RB1@50	14.62
n7_10MHz_15kHz_2535MHz_CP-OFDM QPSK_RB52@0	13.23
n7_10MHz_15kHz_2535MHz_CP-OFDM 16 QAM_RB52@0	13.29
n7_10MHz_15kHz_2535MHz_CP-OFDM 64 QAM_RB52@0	12.74
n7_10MHz_15kHz_2535MHz_CP-OFDM 256 QAM_RB52@0	9.94
n7_10MHz_15kHz_2565MHz_DFT-s-OFDM PI/2 BPSK_RB1@1	16.32
n7_10MHz_15kHz_2565MHz_DFT-s-OFDM PI/2 BPSK_RB25@12	16.42
n7_10MHz_15kHz_2565MHz_DFT-s-OFDM PI/2 BPSK_RB1@50	16.20
n7_10MHz_15kHz_2565MHz_DFT-s-OFDM PI/2 BPSK_RB50@0	15.81
n7_10MHz_15kHz_2565MHz_DFT-s-OFDM QPSK_RB1@1	16.32
n7_10MHz_15kHz_2565MHz_DFT-s-OFDM QPSK_RB25@12	16.42
n7_10MHz_15kHz_2565MHz_DFT-s-OFDM QPSK_RB1@50	16.20
n7_10MHz_15kHz_2565MHz_DFT-s-OFDM QPSK_RB50@0	15.34
n7_10MHz_15kHz_2565MHz_DFT-s-OFDM 16 QAM_RB50@0	14.28
n7_10MHz_15kHz_2565MHz_DFT-s-OFDM 64 QAM_RB50@0	13.76
n7_10MHz_15kHz_2565MHz_DFT-s-OFDM 256 QAM_RB50@0	11.60
n7_10MHz_15kHz_2565MHz_CP-OFDM QPSK_RB1@1	14.85
n7_10MHz_15kHz_2565MHz_CP-OFDM QPSK_RB26@13	14.87
n7_10MHz_15kHz_2565MHz_CP-OFDM QPSK_RB1@50	15.08
n7_10MHz_15kHz_2565MHz_CP-OFDM QPSK_RB52@0	13.22
n7_10MHz_15kHz_2565MHz_CP-OFDM 16 QAM_RB52@0	13.35
n7_10MHz_15kHz_2565MHz_CP-OFDM 64 QAM_RB52@0	12.80
n7_10MHz_15kHz_2565MHz_CP-OFDM 256 QAM_RB52@0	10.00

Mode	Conducted Average Power(dBm)
n7_15MHz_15kHz_2507.5MHz_DFT-s-OFDM PI/2 BPSK_RB1@1	16.08
n7_15MHz_15kHz_2507.5MHz_DFT-s-OFDM PI/2 BPSK_RB36@18	16.23
n7_15MHz_15kHz_2507.5MHz_DFT-s-OFDM PI/2 BPSK_RB1@77	16.18
n7_15MHz_15kHz_2507.5MHz_DFT-s-OFDM PI/2 BPSK_RB75@0	15.79
n7_15MHz_15kHz_2507.5MHz_DFT-s-OFDM QPSK_RB1@1	16.01
n7_15MHz_15kHz_2507.5MHz_DFT-s-OFDM QPSK_RB36@18	16.28
n7_15MHz_15kHz_2507.5MHz_DFT-s-OFDM QPSK_RB1@77	16.13
n7_15MHz_15kHz_2507.5MHz_DFT-s-OFDM QPSK_RB75@0	15.18
n7_15MHz_15kHz_2507.5MHz_DFT-s-OFDM 16 QAM_RB75@0	14.09
n7_15MHz_15kHz_2507.5MHz_DFT-s-OFDM 64 QAM_RB75@0	13.76
n7_15MHz_15kHz_2507.5MHz_DFT-s-OFDM 256 QAM_RB75@0	11.64
n7_15MHz_15kHz_2507.5MHz_CP-OFDM QPSK_RB1@1	14.54
n7_15MHz_15kHz_2507.5MHz_CP-OFDM QPSK_RB39@19	14.83
n7_15MHz_15kHz_2507.5MHz_CP-OFDM QPSK_RB1@77	14.73
n7_15MHz_15kHz_2507.5MHz_CP-OFDM QPSK_RB79@0	13.18
n7_15MHz_15kHz_2507.5MHz_CP-OFDM 16 QAM_RB79@0	13.14
n7_15MHz_15kHz_2507.5MHz_CP-OFDM 64 QAM_RB79@0	12.61
n7_15MHz_15kHz_2507.5MHz_CP-OFDM 256 QAM_RB79@0	9.88
n7_15MHz_15kHz_2535MHz_DFT-s-OFDM PI/2 BPSK_RB1@1	16.00
n7_15MHz_15kHz_2535MHz_DFT-s-OFDM PI/2 BPSK_RB36@18	16.17
n7_15MHz_15kHz_2535MHz_DFT-s-OFDM PI/2 BPSK_RB1@77	16.27
n7_15MHz_15kHz_2535MHz_DFT-s-OFDM PI/2 BPSK_RB75@0	15.69
n7_15MHz_15kHz_2535MHz_DFT-s-OFDM QPSK_RB1@1	16.08
n7_15MHz_15kHz_2535MHz_DFT-s-OFDM QPSK_RB36@18	16.24
n7_15MHz_15kHz_2535MHz_DFT-s-OFDM QPSK_RB1@77	16.07
n7_15MHz_15kHz_2535MHz_DFT-s-OFDM QPSK_RB75@0	15.24
n7_15MHz_15kHz_2535MHz_DFT-s-OFDM 16 QAM_RB75@0	14.26
n7_15MHz_15kHz_2535MHz_DFT-s-OFDM 64 QAM_RB75@0	13.69
n7_15MHz_15kHz_2535MHz_DFT-s-OFDM 256 QAM_RB75@0	11.68
n7_15MHz_15kHz_2535MHz_CP-OFDM QPSK_RB1@1	14.61
n7_15MHz_15kHz_2535MHz_CP-OFDM QPSK_RB39@19	14.67
n7_15MHz_15kHz_2535MHz_CP-OFDM QPSK_RB1@77	14.93
n7_15MHz_15kHz_2535MHz_CP-OFDM QPSK_RB79@0	13.12
n7_15MHz_15kHz_2535MHz_CP-OFDM 16 QAM_RB79@0	13.27
n7_15MHz_15kHz_2535MHz_CP-OFDM 64 QAM_RB79@0	12.74
n7_15MHz_15kHz_2535MHz_CP-OFDM 256 QAM_RB79@0	10.02

Mode	Conducted Average Power(dBm)
n7_15MHz_15kHz_2562.5MHz_DFT-s-OFDM PI/2 BPSK_RB1@1	16.36
n7_15MHz_15kHz_2562.5MHz_DFT-s-OFDM PI/2 BPSK_RB36@18	16.38
n7_15MHz_15kHz_2562.5MHz_DFT-s-OFDM PI/2 BPSK_RB1@77	16.25
n7_15MHz_15kHz_2562.5MHz_DFT-s-OFDM PI/2 BPSK_RB75@0	15.80
n7_15MHz_15kHz_2562.5MHz_DFT-s-OFDM QPSK_RB1@1	16.24
n7_15MHz_15kHz_2562.5MHz_DFT-s-OFDM QPSK_RB36@18	16.43
n7_15MHz_15kHz_2562.5MHz_DFT-s-OFDM QPSK_RB1@77	16.23
n7_15MHz_15kHz_2562.5MHz_DFT-s-OFDM QPSK_RB75@0	15.36
n7_15MHz_15kHz_2562.5MHz_DFT-s-OFDM 16 QAM_RB75@0	14.31
n7_15MHz_15kHz_2562.5MHz_DFT-s-OFDM 64 QAM_RB75@0	13.85
n7_15MHz_15kHz_2562.5MHz_DFT-s-OFDM 256 QAM_RB75@0	11.87
n7_15MHz_15kHz_2562.5MHz_CP-OFDM QPSK_RB1@1	14.71
n7_15MHz_15kHz_2562.5MHz_CP-OFDM QPSK_RB39@19	14.90
n7_15MHz_15kHz_2562.5MHz_CP-OFDM QPSK_RB1@77	14.77
n7_15MHz_15kHz_2562.5MHz_CP-OFDM QPSK_RB79@0	13.36
n7_15MHz_15kHz_2562.5MHz_CP-OFDM 16 QAM_RB79@0	13.29
n7_15MHz_15kHz_2562.5MHz_CP-OFDM 64 QAM_RB79@0	12.78
n7_15MHz_15kHz_2562.5MHz_CP-OFDM 256 QAM_RB79@0	10.06
n7_20MHz_15kHz_2510MHz_DFT-s-OFDM PI/2 BPSK_RB1@1	16.11
n7_20MHz_15kHz_2510MHz_DFT-s-OFDM PI/2 BPSK_RB50@25	16.34
n7_20MHz_15kHz_2510MHz_DFT-s-OFDM PI/2 BPSK_RB1@104	16.29
n7_20MHz_15kHz_2510MHz_DFT-s-OFDM PI/2 BPSK_RB100@0	15.70
n7_20MHz_15kHz_2510MHz_DFT-s-OFDM QPSK_RB1@1	16.26
n7_20MHz_15kHz_2510MHz_DFT-s-OFDM QPSK_RB50@25	16.23
n7_20MHz_15kHz_2510MHz_DFT-s-OFDM QPSK_RB1@104	16.29
n7_20MHz_15kHz_2510MHz_DFT-s-OFDM QPSK_RB100@0	15.13
n7_20MHz_15kHz_2510MHz_DFT-s-OFDM 16 QAM_RB100@0	14.31
n7_20MHz_15kHz_2510MHz_DFT-s-OFDM 64 QAM_RB100@0	13.61
n7_20MHz_15kHz_2510MHz_DFT-s-OFDM 256 QAM_RB100@0	11.69
n7_20MHz_15kHz_2510MHz_CP-OFDM QPSK_RB1@1	14.44
n7_20MHz_15kHz_2510MHz_CP-OFDM QPSK_RB53@26	14.77
n7_20MHz_15kHz_2510MHz_CP-OFDM QPSK_RB1@104	14.76
n7_20MHz_15kHz_2510MHz_CP-OFDM QPSK_RB106@0	13.19
n7_20MHz_15kHz_2510MHz_CP-OFDM 16 QAM_RB106@0	13.13
n7_20MHz_15kHz_2510MHz_CP-OFDM 64 QAM_RB106@0	12.57
n7_20MHz_15kHz_2510MHz_CP-OFDM 256 QAM_RB106@0	9.69

Mode	Conducted Average Power(dBm)
n7_20MHz_15kHz_2535MHz_DFT-s-OFDM PI/2 BPSK_RB1@1	16.05
n7_20MHz_15kHz_2535MHz_DFT-s-OFDM PI/2 BPSK_RB50@25	16.20
n7_20MHz_15kHz_2535MHz_DFT-s-OFDM PI/2 BPSK_RB1@104	16.35
n7_20MHz_15kHz_2535MHz_DFT-s-OFDM PI/2 BPSK_RB100@0	15.77
n7_20MHz_15kHz_2535MHz_DFT-s-OFDM QPSK_RB1@1	16.10
n7_20MHz_15kHz_2535MHz_DFT-s-OFDM QPSK_RB50@25	16.27
n7_20MHz_15kHz_2535MHz_DFT-s-OFDM QPSK_RB1@104	16.33
n7_20MHz_15kHz_2535MHz_DFT-s-OFDM QPSK_RB100@0	15.24
n7_20MHz_15kHz_2535MHz_DFT-s-OFDM 16 QAM_RB100@0	14.24
n7_20MHz_15kHz_2535MHz_DFT-s-OFDM 64 QAM_RB100@0	13.73
n7_20MHz_15kHz_2535MHz_DFT-s-OFDM 256 QAM_RB100@0	11.62
n7_20MHz_15kHz_2535MHz_CP-OFDM QPSK_RB1@1	14.61
n7_20MHz_15kHz_2535MHz_CP-OFDM QPSK_RB53@26	14.76
n7_20MHz_15kHz_2535MHz_CP-OFDM QPSK_RB1@104	14.80
n7_20MHz_15kHz_2535MHz_CP-OFDM QPSK_RB106@0	13.24
n7_20MHz_15kHz_2535MHz_CP-OFDM 16 QAM_RB106@0	13.20
n7_20MHz_15kHz_2535MHz_CP-OFDM 64 QAM_RB106@0	12.69
n7_20MHz_15kHz_2535MHz_CP-OFDM 256 QAM_RB106@0	9.99
n7_20MHz_15kHz_2560MHz_DFT-s-OFDM PI/2 BPSK_RB1@1	15.39
n7_20MHz_15kHz_2560MHz_DFT-s-OFDM PI/2 BPSK_RB50@25	16.29
n7_20MHz_15kHz_2560MHz_DFT-s-OFDM PI/2 BPSK_RB1@104	16.26
n7_20MHz_15kHz_2560MHz_DFT-s-OFDM PI/2 BPSK_RB100@0	15.88
n7_20MHz_15kHz_2560MHz_DFT-s-OFDM QPSK_RB1@1	16.33
n7_20MHz_15kHz_2560MHz_DFT-s-OFDM QPSK_RB50@25	16.33
n7_20MHz_15kHz_2560MHz_DFT-s-OFDM QPSK_RB1@104	16.21
n7_20MHz_15kHz_2560MHz_DFT-s-OFDM QPSK_RB100@0	15.34
n7_20MHz_15kHz_2560MHz_DFT-s-OFDM 16 QAM_RB100@0	14.23
n7_20MHz_15kHz_2560MHz_DFT-s-OFDM 64 QAM_RB100@0	13.81
n7_20MHz_15kHz_2560MHz_DFT-s-OFDM 256 QAM_RB100@0	11.73
n7_20MHz_15kHz_2560MHz_CP-OFDM QPSK_RB1@1	14.85
n7_20MHz_15kHz_2560MHz_CP-OFDM QPSK_RB53@26	14.84
n7_20MHz_15kHz_2560MHz_CP-OFDM QPSK_RB1@104	14.76
n7_20MHz_15kHz_2560MHz_CP-OFDM QPSK_RB106@0	13.21
n7_20MHz_15kHz_2560MHz_CP-OFDM 16 QAM_RB106@0	13.17
n7_20MHz_15kHz_2560MHz_CP-OFDM 64 QAM_RB106@0	12.69
n7_20MHz_15kHz_2560MHz_CP-OFDM 256 QAM_RB106@0	9.98

5G NR n12:

Mode	Conducted Average Power(dBm)
n12_5MHz_15kHz_701.5MHz_DFT-s-OFDM PI/2 BPSK_RB1@1	10.78
n12_5MHz_15kHz_701.5MHz_DFT-s-OFDM PI/2 BPSK_RB12@6	10.82
n12_5MHz_15kHz_701.5MHz_DFT-s-OFDM PI/2 BPSK_RB1@23	10.66
n12_5MHz_15kHz_701.5MHz_DFT-s-OFDM PI/2 BPSK_RB25@0	10.20
n12_5MHz_15kHz_701.5MHz_DFT-s-OFDM QPSK_RB1@1	10.68
n12_5MHz_15kHz_701.5MHz_DFT-s-OFDM QPSK_RB12@6	10.66
n12_5MHz_15kHz_701.5MHz_DFT-s-OFDM QPSK_RB1@23	10.68
n12_5MHz_15kHz_701.5MHz_DFT-s-OFDM QPSK_RB25@0	9.84
n12_5MHz_15kHz_701.5MHz_DFT-s-OFDM 16 QAM_RB25@0	8.85
n12_5MHz_15kHz_701.5MHz_DFT-s-OFDM 64 QAM_RB25@0	8.24
n12_5MHz_15kHz_701.5MHz_DFT-s-OFDM 256 QAM_RB25@0	6.33
n12_5MHz_15kHz_701.5MHz_CP-OFDM QPSK_RB1@1	9.24
n12_5MHz_15kHz_701.5MHz_CP-OFDM QPSK_RB13@6	9.22
n12_5MHz_15kHz_701.5MHz_CP-OFDM QPSK_RB1@23	9.21
n12_5MHz_15kHz_701.5MHz_CP-OFDM QPSK_RB25@0	7.67
n12_5MHz_15kHz_701.5MHz_CP-OFDM 16 QAM_RB25@0	7.77
n12_5MHz_15kHz_701.5MHz_CP-OFDM 64 QAM_RB25@0	7.21
n12_5MHz_15kHz_701.5MHz_CP-OFDM 256 QAM_RB25@0	4.26
n12_5MHz_15kHz_707.5MHz_DFT-s-OFDM PI/2 BPSK_RB1@1	10.80
n12_5MHz_15kHz_707.5MHz_DFT-s-OFDM PI/2 BPSK_RB12@6	10.70
n12_5MHz_15kHz_707.5MHz_DFT-s-OFDM PI/2 BPSK_RB1@23	10.82
n12_5MHz_15kHz_707.5MHz_DFT-s-OFDM PI/2 BPSK_RB25@0	10.19
n12_5MHz_15kHz_707.5MHz_DFT-s-OFDM QPSK_RB1@1	10.72
n12_5MHz_15kHz_707.5MHz_DFT-s-OFDM QPSK_RB12@6	10.71
n12_5MHz_15kHz_707.5MHz_DFT-s-OFDM QPSK_RB1@23	10.77
n12_5MHz_15kHz_707.5MHz_DFT-s-OFDM QPSK_RB25@0	9.76
n12_5MHz_15kHz_707.5MHz_DFT-s-OFDM 16 QAM_RB25@0	8.82
n12_5MHz_15kHz_707.5MHz_DFT-s-OFDM 64 QAM_RB25@0	8.21
n12_5MHz_15kHz_707.5MHz_DFT-s-OFDM 256 QAM_RB25@0	6.28
n12_5MHz_15kHz_707.5MHz_CP-OFDM QPSK_RB1@1	9.20
n12_5MHz_15kHz_707.5MHz_CP-OFDM QPSK_RB13@6	9.34
n12_5MHz_15kHz_707.5MHz_CP-OFDM QPSK_RB1@23	9.28
n12_5MHz_15kHz_707.5MHz_CP-OFDM QPSK_RB25@0	7.57
n12_5MHz_15kHz_707.5MHz_CP-OFDM 16 QAM_RB25@0	7.64
n12_5MHz_15kHz_707.5MHz_CP-OFDM 64 QAM_RB25@0	7.19
n12_5MHz_15kHz_707.5MHz_CP-OFDM 256 QAM_RB25@0	4.35

Mode	Conducted Average Power(dBm)
n12_5MHz_15kHz_713.5MHz_DFT-s-OFDM PI/2 BPSK_RB1@1	10.74
n12_5MHz_15kHz_713.5MHz_DFT-s-OFDM PI/2 BPSK_RB12@6	10.69
n12_5MHz_15kHz_713.5MHz_DFT-s-OFDM PI/2 BPSK_RB1@23	10.81
n12_5MHz_15kHz_713.5MHz_DFT-s-OFDM PI/2 BPSK_RB25@0	10.26
n12_5MHz_15kHz_713.5MHz_DFT-s-OFDM QPSK_RB1@1	10.62
n12_5MHz_15kHz_713.5MHz_DFT-s-OFDM QPSK_RB12@6	10.82
n12_5MHz_15kHz_713.5MHz_DFT-s-OFDM QPSK_RB1@23	10.70
n12_5MHz_15kHz_713.5MHz_DFT-s-OFDM QPSK_RB25@0	9.80
n12_5MHz_15kHz_713.5MHz_DFT-s-OFDM 16 QAM_RB25@0	8.80
n12_5MHz_15kHz_713.5MHz_DFT-s-OFDM 64 QAM_RB25@0	8.32
n12_5MHz_15kHz_713.5MHz_DFT-s-OFDM 256 QAM_RB25@0	6.24
n12_5MHz_15kHz_713.5MHz_CP-OFDM QPSK_RB1@1	9.18
n12_5MHz_15kHz_713.5MHz_CP-OFDM QPSK_RB13@6	9.32
n12_5MHz_15kHz_713.5MHz_CP-OFDM QPSK_RB1@23	9.16
n12_5MHz_15kHz_713.5MHz_CP-OFDM QPSK_RB25@0	7.81
n12_5MHz_15kHz_713.5MHz_CP-OFDM 16 QAM_RB25@0	7.79
n12_5MHz_15kHz_713.5MHz_CP-OFDM 64 QAM_RB25@0	7.25
n12_5MHz_15kHz_713.5MHz_CP-OFDM 256 QAM_RB25@0	4.42
n12_10MHz_15kHz_704MHz_DFT-s-OFDM PI/2 BPSK_RB1@1	10.72
n12_10MHz_15kHz_704MHz_DFT-s-OFDM PI/2 BPSK_RB25@12	10.60
n12_10MHz_15kHz_704MHz_DFT-s-OFDM PI/2 BPSK_RB1@50	10.69
n12_10MHz_15kHz_704MHz_DFT-s-OFDM PI/2 BPSK_RB50@0	10.16
n12_10MHz_15kHz_704MHz_DFT-s-OFDM QPSK_RB1@1	10.71
n12_10MHz_15kHz_704MHz_DFT-s-OFDM QPSK_RB25@12	10.75
n12_10MHz_15kHz_704MHz_DFT-s-OFDM QPSK_RB1@50	10.60
n12_10MHz_15kHz_704MHz_DFT-s-OFDM QPSK_RB50@0	9.63
n12_10MHz_15kHz_704MHz_DFT-s-OFDM 16 QAM_RB50@0	8.65
n12_10MHz_15kHz_704MHz_DFT-s-OFDM 64 QAM_RB50@0	8.15
n12_10MHz_15kHz_704MHz_DFT-s-OFDM 256 QAM_RB50@0	6.14
n12_10MHz_15kHz_704MHz_CP-OFDM QPSK_RB1@1	9.17
n12_10MHz_15kHz_704MHz_CP-OFDM QPSK_RB26@13	9.21
n12_10MHz_15kHz_704MHz_CP-OFDM QPSK_RB1@50	9.09
n12_10MHz_15kHz_704MHz_CP-OFDM QPSK_RB52@0	7.66
n12_10MHz_15kHz_704MHz_CP-OFDM 16 QAM_RB52@0	7.61
n12_10MHz_15kHz_704MHz_CP-OFDM 64 QAM_RB52@0	7.15
n12_10MHz_15kHz_704MHz_CP-OFDM 256 QAM_RB52@0	4.10

Mode	Conducted Average Power(dBm)
n12_10MHz_15kHz_707.5MHz_DFT-s-OFDM PI/2 BPSK_RB1@1	10.70
n12_10MHz_15kHz_707.5MHz_DFT-s-OFDM PI/2 BPSK_RB25@12	10.72
n12_10MHz_15kHz_707.5MHz_DFT-s-OFDM PI/2 BPSK_RB1@50	10.63
n12_10MHz_15kHz_707.5MHz_DFT-s-OFDM PI/2 BPSK_RB50@0	10.06
n12_10MHz_15kHz_707.5MHz_DFT-s-OFDM QPSK_RB1@1	10.73
n12_10MHz_15kHz_707.5MHz_DFT-s-OFDM QPSK_RB25@12	10.79
n12_10MHz_15kHz_707.5MHz_DFT-s-OFDM QPSK_RB1@50	10.72
n12_10MHz_15kHz_707.5MHz_DFT-s-OFDM QPSK_RB50@0	9.54
n12_10MHz_15kHz_707.5MHz_DFT-s-OFDM 16 QAM_RB50@0	8.70
n12_10MHz_15kHz_707.5MHz_DFT-s-OFDM 64 QAM_RB50@0	8.07
n12_10MHz_15kHz_707.5MHz_DFT-s-OFDM 256 QAM_RB50@0	6.18
n12_10MHz_15kHz_707.5MHz_CP-OFDM QPSK_RB1@1	9.15
n12_10MHz_15kHz_707.5MHz_CP-OFDM QPSK_RB26@13	9.21
n12_10MHz_15kHz_707.5MHz_CP-OFDM QPSK_RB1@50	9.06
n12_10MHz_15kHz_707.5MHz_CP-OFDM QPSK_RB52@0	7.63
n12_10MHz_15kHz_707.5MHz_CP-OFDM 16 QAM_RB52@0	7.69
n12_10MHz_15kHz_707.5MHz_CP-OFDM 64 QAM_RB52@0	7.14
n12_10MHz_15kHz_707.5MHz_CP-OFDM 256 QAM_RB52@0	4.17
n12_10MHz_15kHz_711MHz_DFT-s-OFDM PI/2 BPSK_RB1@1	10.69
n12_10MHz_15kHz_711MHz_DFT-s-OFDM PI/2 BPSK_RB25@12	10.66
n12_10MHz_15kHz_711MHz_DFT-s-OFDM PI/2 BPSK_RB1@50	10.69
n12_10MHz_15kHz_711MHz_DFT-s-OFDM PI/2 BPSK_RB50@0	10.13
n12_10MHz_15kHz_711MHz_DFT-s-OFDM QPSK_RB1@1	10.59
n12_10MHz_15kHz_711MHz_DFT-s-OFDM QPSK_RB25@12	10.66
n12_10MHz_15kHz_711MHz_DFT-s-OFDM QPSK_RB1@50	10.80
n12_10MHz_15kHz_711MHz_DFT-s-OFDM QPSK_RB50@0	9.68
n12_10MHz_15kHz_711MHz_DFT-s-OFDM 16 QAM_RB50@0	8.63
n12_10MHz_15kHz_711MHz_DFT-s-OFDM 64 QAM_RB50@0	8.12
n12_10MHz_15kHz_711MHz_DFT-s-OFDM 256 QAM_RB50@0	6.22
n12_10MHz_15kHz_711MHz_CP-OFDM QPSK_RB1@1	9.17
n12_10MHz_15kHz_711MHz_CP-OFDM QPSK_RB26@13	9.25
n12_10MHz_15kHz_711MHz_CP-OFDM QPSK_RB1@50	9.16
n12_10MHz_15kHz_711MHz_CP-OFDM QPSK_RB52@0	7.71
n12_10MHz_15kHz_711MHz_CP-OFDM 16 QAM_RB52@0	7.69
n12_10MHz_15kHz_711MHz_CP-OFDM 64 QAM_RB52@0	7.26
n12_10MHz_15kHz_711MHz_CP-OFDM 256 QAM_RB52@0	4.27

Mode	Conducted Average Power(dBm)
n12_15MHz_15kHz_706.5MHz_DFT-s-OFDM PI/2 BPSK_RB1@1	10.64
n12_15MHz_15kHz_706.5MHz_DFT-s-OFDM PI/2 BPSK_RB36@18	10.71
n12_15MHz_15kHz_706.5MHz_DFT-s-OFDM PI/2 BPSK_RB1@77	10.53
n12_15MHz_15kHz_706.5MHz_DFT-s-OFDM PI/2 BPSK_RB75@0	10.11
n12_15MHz_15kHz_706.5MHz_DFT-s-OFDM QPSK_RB1@1	10.76
n12_15MHz_15kHz_706.5MHz_DFT-s-OFDM QPSK_RB36@18	10.71
n12_15MHz_15kHz_706.5MHz_DFT-s-OFDM QPSK_RB1@77	10.61
n12_15MHz_15kHz_706.5MHz_DFT-s-OFDM QPSK_RB75@0	9.68
n12_15MHz_15kHz_706.5MHz_DFT-s-OFDM 16 QAM_RB75@0	8.73
n12_15MHz_15kHz_706.5MHz_DFT-s-OFDM 64 QAM_RB75@0	8.11
n12_15MHz_15kHz_706.5MHz_DFT-s-OFDM 256 QAM_RB75@0	6.16
n12_15MHz_15kHz_706.5MHz_CP-OFDM QPSK_RB1@1	9.17
n12_15MHz_15kHz_706.5MHz_CP-OFDM QPSK_RB39@19	9.13
n12_15MHz_15kHz_706.5MHz_CP-OFDM QPSK_RB1@77	9.28
n12_15MHz_15kHz_706.5MHz_CP-OFDM QPSK_RB79@0	7.64
n12_15MHz_15kHz_706.5MHz_CP-OFDM 16 QAM_RB79@0	7.65
n12_15MHz_15kHz_706.5MHz_CP-OFDM 64 QAM_RB79@0	7.23
n12_15MHz_15kHz_706.5MHz_CP-OFDM 256 QAM_RB79@0	4.30
n12_15MHz_15kHz_707.5MHz_DFT-s-OFDM PI/2 BPSK_RB1@1	10.70
n12_15MHz_15kHz_707.5MHz_DFT-s-OFDM PI/2 BPSK_RB36@18	10.81
n12_15MHz_15kHz_707.5MHz_DFT-s-OFDM PI/2 BPSK_RB1@77	10.76
n12_15MHz_15kHz_707.5MHz_DFT-s-OFDM PI/2 BPSK_RB75@0	10.26
n12_15MHz_15kHz_707.5MHz_DFT-s-OFDM QPSK_RB1@1	10.62
n12_15MHz_15kHz_707.5MHz_DFT-s-OFDM QPSK_RB36@18	10.72
n12_15MHz_15kHz_707.5MHz_DFT-s-OFDM QPSK_RB1@77	10.80
n12_15MHz_15kHz_707.5MHz_DFT-s-OFDM QPSK_RB75@0	9.78
n12_15MHz_15kHz_707.5MHz_DFT-s-OFDM 16 QAM_RB75@0	8.72
n12_15MHz_15kHz_707.5MHz_DFT-s-OFDM 64 QAM_RB75@0	8.29
n12_15MHz_15kHz_707.5MHz_DFT-s-OFDM 256 QAM_RB75@0	6.13
n12_15MHz_15kHz_707.5MHz_CP-OFDM QPSK_RB1@1	9.19
n12_15MHz_15kHz_707.5MHz_CP-OFDM QPSK_RB39@19	9.25
n12_15MHz_15kHz_707.5MHz_CP-OFDM QPSK_RB1@77	9.09
n12_15MHz_15kHz_707.5MHz_CP-OFDM QPSK_RB79@0	7.71
n12_15MHz_15kHz_707.5MHz_CP-OFDM 16 QAM_RB79@0	7.62
n12_15MHz_15kHz_707.5MHz_CP-OFDM 64 QAM_RB79@0	7.26
n12_15MHz_15kHz_707.5MHz_CP-OFDM 256 QAM_RB79@0	4.32

Mode	Conducted Average Power(dBm)
n12_15MHz_15kHz_708.5MHz_DFT-s-OFDM PI/2 BPSK_RB1@1	10.65
n12_15MHz_15kHz_708.5MHz_DFT-s-OFDM PI/2 BPSK_RB36@18	10.84
n12_15MHz_15kHz_708.5MHz_DFT-s-OFDM PI/2 BPSK_RB1@77	10.82
n12_15MHz_15kHz_708.5MHz_DFT-s-OFDM PI/2 BPSK_RB75@0	10.29
n12_15MHz_15kHz_708.5MHz_DFT-s-OFDM QPSK_RB1@1	10.64
n12_15MHz_15kHz_708.5MHz_DFT-s-OFDM QPSK_RB36@18	10.82
n12_15MHz_15kHz_708.5MHz_DFT-s-OFDM QPSK_RB1@77	10.67
n12_15MHz_15kHz_708.5MHz_DFT-s-OFDM QPSK_RB75@0	9.85
n12_15MHz_15kHz_708.5MHz_DFT-s-OFDM 16 QAM_RB75@0	8.81
n12_15MHz_15kHz_708.5MHz_DFT-s-OFDM 64 QAM_RB75@0	8.24
n12_15MHz_15kHz_708.5MHz_DFT-s-OFDM 256 QAM_RB75@0	6.15
n12_15MHz_15kHz_708.5MHz_CP-OFDM QPSK_RB1@1	9.13
n12_15MHz_15kHz_708.5MHz_CP-OFDM QPSK_RB39@19	9.20
n12_15MHz_15kHz_708.5MHz_CP-OFDM QPSK_RB1@77	9.12
n12_15MHz_15kHz_708.5MHz_CP-OFDM QPSK_RB79@0	7.73
n12_15MHz_15kHz_708.5MHz_CP-OFDM 16 QAM_RB79@0	7.69
n12_15MHz_15kHz_708.5MHz_CP-OFDM 64 QAM_RB79@0	7.23
n12_15MHz_15kHz_708.5MHz_CP-OFDM 256 QAM_RB79@0	4.31

5G NR n38:

Mode	Conducted Average Power(dBm)
n38_10MHz_30kHz_2575MHz_DFT-s-OFDM PI/2 BPSK_RB1@1	16.19
n38_10MHz_30kHz_2575MHz_DFT-s-OFDM PI/2 BPSK_RB12@6	16.22
n38_10MHz_30kHz_2575MHz_DFT-s-OFDM PI/2 BPSK_RB1@23	16.35
n38_10MHz_30kHz_2575MHz_DFT-s-OFDM PI/2 BPSK_RB25@0	15.76
n38_10MHz_30kHz_2575MHz_DFT-s-OFDM QPSK_RB1@1	16.12
n38_10MHz_30kHz_2575MHz_DFT-s-OFDM QPSK_RB12@6	16.28
n38_10MHz_30kHz_2575MHz_DFT-s-OFDM QPSK_RB1@23	16.08
n38_10MHz_30kHz_2575MHz_DFT-s-OFDM QPSK_RB25@0	15.16
n38_10MHz_30kHz_2575MHz_DFT-s-OFDM 16 QAM_RB25@0	14.18
n38_10MHz_30kHz_2575MHz_DFT-s-OFDM 64 QAM_RB25@0	13.67
n38_10MHz_30kHz_2575MHz_DFT-s-OFDM 256 QAM_RB25@0	11.75
n38_10MHz_30kHz_2575MHz_CP-OFDM QPSK_RB1@1	14.91
n38_10MHz_30kHz_2575MHz_CP-OFDM QPSK_RB13@6	14.70
n38_10MHz_30kHz_2575MHz_CP-OFDM QPSK_RB1@23	14.76
n38_10MHz_30kHz_2575MHz_CP-OFDM QPSK_RB25@0	13.25
n38_10MHz_30kHz_2575MHz_CP-OFDM 16 QAM_RB25@0	13.08
n38_10MHz_30kHz_2575MHz_CP-OFDM 64 QAM_RB25@0	12.78
n38_10MHz_30kHz_2575MHz_CP-OFDM 256 QAM_RB25@0	9.92
n38_10MHz_30kHz_2595MHz_DFT-s-OFDM PI/2 BPSK_RB1@1	16.24
n38_10MHz_30kHz_2595MHz_DFT-s-OFDM PI/2 BPSK_RB12@6	16.22
n38_10MHz_30kHz_2595MHz_DFT-s-OFDM PI/2 BPSK_RB1@23	16.27
n38_10MHz_30kHz_2595MHz_DFT-s-OFDM PI/2 BPSK_RB25@0	15.74
n38_10MHz_30kHz_2595MHz_DFT-s-OFDM QPSK_RB1@1	16.27
n38_10MHz_30kHz_2595MHz_DFT-s-OFDM QPSK_RB12@6	16.32
n38_10MHz_30kHz_2595MHz_DFT-s-OFDM QPSK_RB1@23	16.28
n38_10MHz_30kHz_2595MHz_DFT-s-OFDM QPSK_RB25@0	15.21
n38_10MHz_30kHz_2595MHz_DFT-s-OFDM 16 QAM_RB25@0	14.23
n38_10MHz_30kHz_2595MHz_DFT-s-OFDM 64 QAM_RB25@0	13.69
n38_10MHz_30kHz_2595MHz_DFT-s-OFDM 256 QAM_RB25@0	11.77
n38_10MHz_30kHz_2595MHz_CP-OFDM QPSK_RB1@1	14.76
n38_10MHz_30kHz_2595MHz_CP-OFDM QPSK_RB13@6	14.73
n38_10MHz_30kHz_2595MHz_CP-OFDM QPSK_RB1@23	14.74
n38_10MHz_30kHz_2595MHz_CP-OFDM QPSK_RB25@0	13.24
n38_10MHz_30kHz_2595MHz_CP-OFDM 16 QAM_RB25@0	13.30
n38_10MHz_30kHz_2595MHz_CP-OFDM 64 QAM_RB25@0	12.76
n38_10MHz_30kHz_2595MHz_CP-OFDM 256 QAM_RB25@0	10.10

Mode	Conducted Average Power(dBm)
n38_10MHz_30kHz_2615MHz_DFT-s-OFDM PI/2 BPSK_RB1@1	16.39
n38_10MHz_30kHz_2615MHz_DFT-s-OFDM PI/2 BPSK_RB12@6	16.25
n38_10MHz_30kHz_2615MHz_DFT-s-OFDM PI/2 BPSK_RB1@23	16.20
n38_10MHz_30kHz_2615MHz_DFT-s-OFDM PI/2 BPSK_RB25@0	15.83
n38_10MHz_30kHz_2615MHz_DFT-s-OFDM QPSK_RB1@1	16.29
n38_10MHz_30kHz_2615MHz_DFT-s-OFDM QPSK_RB12@6	16.41
n38_10MHz_30kHz_2615MHz_DFT-s-OFDM QPSK_RB1@23	16.18
n38_10MHz_30kHz_2615MHz_DFT-s-OFDM QPSK_RB25@0	15.29
n38_10MHz_30kHz_2615MHz_DFT-s-OFDM 16 QAM_RB25@0	14.38
n38_10MHz_30kHz_2615MHz_DFT-s-OFDM 64 QAM_RB25@0	13.64
n38_10MHz_30kHz_2615MHz_DFT-s-OFDM 256 QAM_RB25@0	11.67
n38_10MHz_30kHz_2615MHz_CP-OFDM QPSK_RB1@1	14.78
n38_10MHz_30kHz_2615MHz_CP-OFDM QPSK_RB13@6	14.65
n38_10MHz_30kHz_2615MHz_CP-OFDM QPSK_RB1@23	14.77
n38_10MHz_30kHz_2615MHz_CP-OFDM QPSK_RB25@0	13.29
n38_10MHz_30kHz_2615MHz_CP-OFDM 16 QAM_RB25@0	13.24
n38_10MHz_30kHz_2615MHz_CP-OFDM 64 QAM_RB25@0	12.79
n38_10MHz_30kHz_2615MHz_CP-OFDM 256 QAM_RB25@0	9.88
n38_15MHz_30kHz_2577.5MHz_DFT-s-OFDM PI/2 BPSK_RB1@1	15.92
n38_15MHz_30kHz_2577.5MHz_DFT-s-OFDM PI/2 BPSK_RB25@12	16.17
n38_15MHz_30kHz_2577.5MHz_DFT-s-OFDM PI/2 BPSK_RB1@50	16.20
n38_15MHz_30kHz_2577.5MHz_DFT-s-OFDM PI/2 BPSK_RB50@0	15.67
n38_15MHz_30kHz_2577.5MHz_DFT-s-OFDM QPSK_RB1@1	16.03
n38_15MHz_30kHz_2577.5MHz_DFT-s-OFDM QPSK_RB25@12	16.23
n38_15MHz_30kHz_2577.5MHz_DFT-s-OFDM QPSK_RB1@50	16.14
n38_15MHz_30kHz_2577.5MHz_DFT-s-OFDM QPSK_RB50@0	15.08
n38_15MHz_30kHz_2577.5MHz_DFT-s-OFDM 16 QAM_RB50@0	14.12
n38_15MHz_30kHz_2577.5MHz_DFT-s-OFDM 64 QAM_RB50@0	13.72
n38_15MHz_30kHz_2577.5MHz_DFT-s-OFDM 256 QAM_RB50@0	11.48
n38_15MHz_30kHz_2577.5MHz_CP-OFDM QPSK_RB1@1	14.62
n38_15MHz_30kHz_2577.5MHz_CP-OFDM QPSK_RB26@13	14.56
n38_15MHz_30kHz_2577.5MHz_CP-OFDM QPSK_RB1@50	14.88
n38_15MHz_30kHz_2577.5MHz_CP-OFDM QPSK_RB52@0	13.08
n38_15MHz_30kHz_2577.5MHz_CP-OFDM 16 QAM_RB52@0	13.18
n38_15MHz_30kHz_2577.5MHz_CP-OFDM 64 QAM_RB52@0	12.57
n38_15MHz_30kHz_2577.5MHz_CP-OFDM 256 QAM_RB52@0	10.03

Mode	Conducted Average Power(dBm)
n38_15MHz_30kHz_2595MHz_DFT-s-OFDM PI/2 BPSK_RB1@1	16.13
n38_15MHz_30kHz_2595MHz_DFT-s-OFDM PI/2 BPSK_RB25@12	16.20
n38_15MHz_30kHz_2595MHz_DFT-s-OFDM PI/2 BPSK_RB1@50	16.22
n38_15MHz_30kHz_2595MHz_DFT-s-OFDM PI/2 BPSK_RB50@0	15.67
n38_15MHz_30kHz_2595MHz_DFT-s-OFDM QPSK_RB1@1	16.13
n38_15MHz_30kHz_2595MHz_DFT-s-OFDM QPSK_RB25@12	16.31
n38_15MHz_30kHz_2595MHz_DFT-s-OFDM QPSK_RB1@50	16.28
n38_15MHz_30kHz_2595MHz_DFT-s-OFDM QPSK_RB50@0	15.37
n38_15MHz_30kHz_2595MHz_DFT-s-OFDM 16 QAM_RB50@0	14.15
n38_15MHz_30kHz_2595MHz_DFT-s-OFDM 64 QAM_RB50@0	13.56
n38_15MHz_30kHz_2595MHz_DFT-s-OFDM 256 QAM_RB50@0	11.61
n38_15MHz_30kHz_2595MHz_CP-OFDM QPSK_RB1@1	14.76
n38_15MHz_30kHz_2595MHz_CP-OFDM QPSK_RB26@13	14.71
n38_15MHz_30kHz_2595MHz_CP-OFDM QPSK_RB1@50	14.84
n38_15MHz_30kHz_2595MHz_CP-OFDM QPSK_RB52@0	13.07
n38_15MHz_30kHz_2595MHz_CP-OFDM 16 QAM_RB52@0	13.15
n38_15MHz_30kHz_2595MHz_CP-OFDM 64 QAM_RB52@0	12.57
n38_15MHz_30kHz_2595MHz_CP-OFDM 256 QAM_RB52@0	9.86
n38_15MHz_30kHz_2612.5MHz_DFT-s-OFDM PI/2 BPSK_RB1@1	16.17
n38_15MHz_30kHz_2612.5MHz_DFT-s-OFDM PI/2 BPSK_RB25@12	16.21
n38_15MHz_30kHz_2612.5MHz_DFT-s-OFDM PI/2 BPSK_RB1@50	16.39
n38_15MHz_30kHz_2612.5MHz_DFT-s-OFDM PI/2 BPSK_RB50@0	15.78
n38_15MHz_30kHz_2612.5MHz_DFT-s-OFDM QPSK_RB1@1	16.16
n38_15MHz_30kHz_2612.5MHz_DFT-s-OFDM QPSK_RB25@12	16.25
n38_15MHz_30kHz_2612.5MHz_DFT-s-OFDM QPSK_RB1@50	16.16
n38_15MHz_30kHz_2612.5MHz_DFT-s-OFDM QPSK_RB50@0	15.29
n38_15MHz_30kHz_2612.5MHz_DFT-s-OFDM 16 QAM_RB50@0	14.36
n38_15MHz_30kHz_2612.5MHz_DFT-s-OFDM 64 QAM_RB50@0	13.78
n38_15MHz_30kHz_2612.5MHz_DFT-s-OFDM 256 QAM_RB50@0	11.56
n38_15MHz_30kHz_2612.5MHz_CP-OFDM QPSK_RB1@1	14.74
n38_15MHz_30kHz_2612.5MHz_CP-OFDM QPSK_RB26@13	14.74
n38_15MHz_30kHz_2612.5MHz_CP-OFDM QPSK_RB1@50	14.58
n38_15MHz_30kHz_2612.5MHz_CP-OFDM QPSK_RB52@0	13.17
n38_15MHz_30kHz_2612.5MHz_CP-OFDM 16 QAM_RB52@0	13.02
n38_15MHz_30kHz_2612.5MHz_CP-OFDM 64 QAM_RB52@0	12.64
n38_15MHz_30kHz_2612.5MHz_CP-OFDM 256 QAM_RB52@0	9.87

Mode	Conducted Average Power(dBm)
n38_20MHz_30kHz_2580MHz_DFT-s-OFDM PI/2 BPSK_RB1@1	16.01
n38_20MHz_30kHz_2580MHz_DFT-s-OFDM PI/2 BPSK_RB36@18	16.22
n38_20MHz_30kHz_2580MHz_DFT-s-OFDM PI/2 BPSK_RB1@77	16.28
n38_20MHz_30kHz_2580MHz_DFT-s-OFDM PI/2 BPSK_RB75@0	15.78
n38_20MHz_30kHz_2580MHz_DFT-s-OFDM QPSK_RB1@1	15.98
n38_20MHz_30kHz_2580MHz_DFT-s-OFDM QPSK_RB36@18	16.13
n38_20MHz_30kHz_2580MHz_DFT-s-OFDM QPSK_RB1@77	16.25
n38_20MHz_30kHz_2580MHz_DFT-s-OFDM QPSK_RB75@0	15.23
n38_20MHz_30kHz_2580MHz_DFT-s-OFDM 16 QAM_RB75@0	14.12
n38_20MHz_30kHz_2580MHz_DFT-s-OFDM 64 QAM_RB75@0	13.68
n38_20MHz_30kHz_2580MHz_DFT-s-OFDM 256 QAM_RB75@0	11.61
n38_20MHz_30kHz_2580MHz_CP-OFDM QPSK_RB1@1	14.66
n38_20MHz_30kHz_2580MHz_CP-OFDM QPSK_RB39@19	14.66
n38_20MHz_30kHz_2580MHz_CP-OFDM QPSK_RB1@77	14.76
n38_20MHz_30kHz_2580MHz_CP-OFDM QPSK_RB79@0	13.09
n38_20MHz_30kHz_2580MHz_CP-OFDM 16 QAM_RB79@0	13.21
n38_20MHz_30kHz_2580MHz_CP-OFDM 64 QAM_RB79@0	12.59
n38_20MHz_30kHz_2580MHz_CP-OFDM 256 QAM_RB79@0	9.89
n38_20MHz_30kHz_2595MHz_DFT-s-OFDM PI/2 BPSK_RB1@1	16.12
n38_20MHz_30kHz_2595MHz_DFT-s-OFDM PI/2 BPSK_RB36@18	16.24
n38_20MHz_30kHz_2595MHz_DFT-s-OFDM PI/2 BPSK_RB1@77	16.07
n38_20MHz_30kHz_2595MHz_DFT-s-OFDM PI/2 BPSK_RB75@0	15.78
n38_20MHz_30kHz_2595MHz_DFT-s-OFDM QPSK_RB1@1	16.20
n38_20MHz_30kHz_2595MHz_DFT-s-OFDM QPSK_RB36@18	16.24
n38_20MHz_30kHz_2595MHz_DFT-s-OFDM QPSK_RB1@77	16.07
n38_20MHz_30kHz_2595MHz_DFT-s-OFDM QPSK_RB75@0	15.18
n38_20MHz_30kHz_2595MHz_DFT-s-OFDM 16 QAM_RB75@0	14.23
n38_20MHz_30kHz_2595MHz_DFT-s-OFDM 64 QAM_RB75@0	13.57
n38_20MHz_30kHz_2595MHz_DFT-s-OFDM 256 QAM_RB75@0	11.81
n38_20MHz_30kHz_2595MHz_CP-OFDM QPSK_RB1@1	14.74
n38_20MHz_30kHz_2595MHz_CP-OFDM QPSK_RB39@19	14.78
n38_20MHz_30kHz_2595MHz_CP-OFDM QPSK_RB1@77	14.61
n38_20MHz_30kHz_2595MHz_CP-OFDM QPSK_RB79@0	13.12
n38_20MHz_30kHz_2595MHz_CP-OFDM 16 QAM_RB79@0	13.28
n38_20MHz_30kHz_2595MHz_CP-OFDM 64 QAM_RB79@0	12.53
n38_20MHz_30kHz_2595MHz_CP-OFDM 256 QAM_RB79@0	9.99

Mode	Conducted Average Power(dBm)
n38_20MHz_30kHz_2610MHz_DFT-s-OFDM PI/2 BPSK_RB1@1	16.18
n38_20MHz_30kHz_2610MHz_DFT-s-OFDM PI/2 BPSK_RB36@18	16.29
n38_20MHz_30kHz_2610MHz_DFT-s-OFDM PI/2 BPSK_RB1@77	16.34
n38_20MHz_30kHz_2610MHz_DFT-s-OFDM PI/2 BPSK_RB75@0	15.68
n38_20MHz_30kHz_2610MHz_DFT-s-OFDM QPSK_RB1@1	16.19
n38_20MHz_30kHz_2610MHz_DFT-s-OFDM QPSK_RB36@18	16.20
n38_20MHz_30kHz_2610MHz_DFT-s-OFDM QPSK_RB1@77	16.21
n38_20MHz_30kHz_2610MHz_DFT-s-OFDM QPSK_RB75@0	15.26
n38_20MHz_30kHz_2610MHz_DFT-s-OFDM 16 QAM_RB75@0	14.23
n38_20MHz_30kHz_2610MHz_DFT-s-OFDM 64 QAM_RB75@0	13.70
n38_20MHz_30kHz_2610MHz_DFT-s-OFDM 256 QAM_RB75@0	11.74
n38_20MHz_30kHz_2610MHz_CP-OFDM QPSK_RB1@1	14.83
n38_20MHz_30kHz_2610MHz_CP-OFDM QPSK_RB39@19	14.67
n38_20MHz_30kHz_2610MHz_CP-OFDM QPSK_RB1@77	14.72
n38_20MHz_30kHz_2610MHz_CP-OFDM QPSK_RB79@0	13.21
n38_20MHz_30kHz_2610MHz_CP-OFDM 16 QAM_RB79@0	13.17
n38_20MHz_30kHz_2610MHz_CP-OFDM 64 QAM_RB79@0	12.62
n38_20MHz_30kHz_2610MHz_CP-OFDM 256 QAM_RB79@0	9.96

5G NR n40:

Mode	Conducted Average Power(dBm)
n40_10MHz_30kHz_2310MHz_DFT-s-OFDM PI/2 BPSK_RB1@1	11.51
n40_10MHz_30kHz_2310MHz_DFT-s-OFDM PI/2 BPSK_RB12@6	8.38
n40_10MHz_30kHz_2310MHz_DFT-s-OFDM PI/2 BPSK_RB1@23	11.30
n40_10MHz_30kHz_2310MHz_DFT-s-OFDM PI/2 BPSK_RB25@0	12.83
n40_10MHz_30kHz_2310MHz_DFT-s-OFDM QPSK_RB1@1	13.20
n40_10MHz_30kHz_2310MHz_DFT-s-OFDM QPSK_RB12@6	13.25
n40_10MHz_30kHz_2310MHz_DFT-s-OFDM QPSK_RB1@23	11.75
n40_10MHz_30kHz_2310MHz_DFT-s-OFDM QPSK_RB25@0	12.70
n40_10MHz_30kHz_2310MHz_DFT-s-OFDM 16 QAM_RB25@0	10.38
n40_10MHz_30kHz_2310MHz_DFT-s-OFDM 64 QAM_RB25@0	12.26
n40_10MHz_30kHz_2310MHz_DFT-s-OFDM 256 QAM_RB25@0	14.67
n40_10MHz_30kHz_2310MHz_CP-OFDM QPSK_RB1@1	14.79
n40_10MHz_30kHz_2310MHz_CP-OFDM QPSK_RB13@6	14.83
n40_10MHz_30kHz_2310MHz_CP-OFDM QPSK_RB1@23	14.20
n40_10MHz_30kHz_2310MHz_CP-OFDM QPSK_RB25@0	14.67
n40_10MHz_30kHz_2310MHz_CP-OFDM 16 QAM_RB25@0	14.75
n40_10MHz_30kHz_2310MHz_CP-OFDM 64 QAM_RB25@0	14.75
n40_10MHz_30kHz_2310MHz_CP-OFDM 256 QAM_RB25@0	13.81

5G NR n40:

Mode	Conducted Average Power(dBm)
n40_10MHz_30kHz_2355MHz_DFT-s-OFDM PI/2 BPSK_RB1@1	11.66
n40_10MHz_30kHz_2355MHz_DFT-s-OFDM PI/2 BPSK_RB12@6	8.49
n40_10MHz_30kHz_2355MHz_DFT-s-OFDM PI/2 BPSK_RB1@23	11.21
n40_10MHz_30kHz_2355MHz_DFT-s-OFDM PI/2 BPSK_RB25@0	13.11
n40_10MHz_30kHz_2355MHz_DFT-s-OFDM QPSK_RB1@1	13.28
n40_10MHz_30kHz_2355MHz_DFT-s-OFDM QPSK_RB12@6	13.17
n40_10MHz_30kHz_2355MHz_DFT-s-OFDM QPSK_RB1@23	11.76
n40_10MHz_30kHz_2355MHz_DFT-s-OFDM QPSK_RB25@0	12.79
n40_10MHz_30kHz_2355MHz_DFT-s-OFDM 16 QAM_RB25@0	10.37
n40_10MHz_30kHz_2355MHz_DFT-s-OFDM 64 QAM_RB25@0	12.40
n40_10MHz_30kHz_2355MHz_DFT-s-OFDM 256 QAM_RB25@0	14.56
n40_10MHz_30kHz_2355MHz_CP-OFDM QPSK_RB1@1	14.86
n40_10MHz_30kHz_2355MHz_CP-OFDM QPSK_RB13@6	14.87
n40_10MHz_30kHz_2355MHz_CP-OFDM QPSK_RB1@23	14.36
n40_10MHz_30kHz_2355MHz_CP-OFDM QPSK_RB25@0	14.55
n40_10MHz_30kHz_2355MHz_CP-OFDM 16 QAM_RB25@0	14.73
n40_10MHz_30kHz_2355MHz_CP-OFDM 64 QAM_RB25@0	14.62
n40_10MHz_30kHz_2355MHz_CP-OFDM 256 QAM_RB25@0	13.88

5G NR n41:

Mode	Conducted Average Power(dBm)
n41_10MHz_30kHz_2501MHz_DFT-s-OFDM PI/2 BPSK_RB1@1	13.97
n41_10MHz_30kHz_2501MHz_DFT-s-OFDM PI/2 BPSK_RB12@6	14.34
n41_10MHz_30kHz_2501MHz_DFT-s-OFDM PI/2 BPSK_RB1@23	13.87
n41_10MHz_30kHz_2501MHz_DFT-s-OFDM PI/2 BPSK_RB25@0	13.41
n41_10MHz_30kHz_2501MHz_DFT-s-OFDM QPSK_RB1@1	13.89
n41_10MHz_30kHz_2501MHz_DFT-s-OFDM QPSK_RB12@6	14.58
n41_10MHz_30kHz_2501MHz_DFT-s-OFDM QPSK_RB1@23	14.35
n41_10MHz_30kHz_2501MHz_DFT-s-OFDM QPSK_RB25@0	12.93
n41_10MHz_30kHz_2501MHz_DFT-s-OFDM 16 QAM_RB25@0	12.45
n41_10MHz_30kHz_2501MHz_DFT-s-OFDM 64 QAM_RB25@0	11.82
n41_10MHz_30kHz_2501MHz_DFT-s-OFDM 256 QAM_RB25@0	9.72
n41_10MHz_30kHz_2501MHz_CP-OFDM QPSK_RB1@1	12.79
n41_10MHz_30kHz_2501MHz_CP-OFDM QPSK_RB13@6	12.98
n41_10MHz_30kHz_2501MHz_CP-OFDM QPSK_RB1@23	12.95
n41_10MHz_30kHz_2501MHz_CP-OFDM QPSK_RB25@0	10.72
n41_10MHz_30kHz_2501MHz_CP-OFDM 16 QAM_RB25@0	11.24
n41_10MHz_30kHz_2501MHz_CP-OFDM 64 QAM_RB25@0	10.57
n41_10MHz_30kHz_2501MHz_CP-OFDM 256 QAM_RB25@0	7.95
n41_10MHz_30kHz_2593MHz_DFT-s-OFDM PI/2 BPSK_RB1@1	14.54
n41_10MHz_30kHz_2593MHz_DFT-s-OFDM PI/2 BPSK_RB12@6	14.11
n41_10MHz_30kHz_2593MHz_DFT-s-OFDM PI/2 BPSK_RB1@23	14.61
n41_10MHz_30kHz_2593MHz_DFT-s-OFDM PI/2 BPSK_RB25@0	14.24
n41_10MHz_30kHz_2593MHz_DFT-s-OFDM QPSK_RB1@1	14.57
n41_10MHz_30kHz_2593MHz_DFT-s-OFDM QPSK_RB12@6	14.82
n41_10MHz_30kHz_2593MHz_DFT-s-OFDM QPSK_RB1@23	14.13
n41_10MHz_30kHz_2593MHz_DFT-s-OFDM QPSK_RB25@0	13.14
n41_10MHz_30kHz_2593MHz_DFT-s-OFDM 16 QAM_RB25@0	11.96
n41_10MHz_30kHz_2593MHz_DFT-s-OFDM 64 QAM_RB25@0	12.16
n41_10MHz_30kHz_2593MHz_DFT-s-OFDM 256 QAM_RB25@0	9.58
n41_10MHz_30kHz_2593MHz_CP-OFDM QPSK_RB1@1	12.99
n41_10MHz_30kHz_2593MHz_CP-OFDM QPSK_RB13@6	12.62
n41_10MHz_30kHz_2593MHz_CP-OFDM QPSK_RB1@23	12.77
n41_10MHz_30kHz_2593MHz_CP-OFDM QPSK_RB25@0	11.15
n41_10MHz_30kHz_2593MHz_CP-OFDM 16 QAM_RB25@0	11.12
n41_10MHz_30kHz_2593MHz_CP-OFDM 64 QAM_RB25@0	11.22
n41_10MHz_30kHz_2593MHz_CP-OFDM 256 QAM_RB25@0	7.83

Mode	Conducted Average Power(dBm)
n41_10MHz_30kHz_2685MHz_DFT-s-OFDM PI/2 BPSK_RB1@1	14.44
n41_10MHz_30kHz_2685MHz_DFT-s-OFDM PI/2 BPSK_RB12@6	14.46
n41_10MHz_30kHz_2685MHz_DFT-s-OFDM PI/2 BPSK_RB1@23	13.94
n41_10MHz_30kHz_2685MHz_DFT-s-OFDM PI/2 BPSK_RB25@0	14.00
n41_10MHz_30kHz_2685MHz_DFT-s-OFDM QPSK_RB1@1	14.45
n41_10MHz_30kHz_2685MHz_DFT-s-OFDM QPSK_RB12@6	14.61
n41_10MHz_30kHz_2685MHz_DFT-s-OFDM QPSK_RB1@23	13.87
n41_10MHz_30kHz_2685MHz_DFT-s-OFDM QPSK_RB25@0	13.55
n41_10MHz_30kHz_2685MHz_DFT-s-OFDM 16 QAM_RB25@0	12.58
n41_10MHz_30kHz_2685MHz_DFT-s-OFDM 64 QAM_RB25@0	11.43
n41_10MHz_30kHz_2685MHz_DFT-s-OFDM 256 QAM_RB25@0	9.92
n41_10MHz_30kHz_2685MHz_CP-OFDM QPSK_RB1@1	12.48
n41_10MHz_30kHz_2685MHz_CP-OFDM QPSK_RB13@6	12.98
n41_10MHz_30kHz_2685MHz_CP-OFDM QPSK_RB1@23	12.81
n41_10MHz_30kHz_2685MHz_CP-OFDM QPSK_RB25@0	11.41
n41_10MHz_30kHz_2685MHz_CP-OFDM 16 QAM_RB25@0	11.02
n41_10MHz_30kHz_2685MHz_CP-OFDM 64 QAM_RB25@0	10.83
n41_10MHz_30kHz_2685MHz_CP-OFDM 256 QAM_RB25@0	7.76
n41_15MHz_30kHz_2503.5MHz_DFT-s-OFDM PI/2 BPSK_RB1@1	14.26
n41_15MHz_30kHz_2503.5MHz_DFT-s-OFDM PI/2 BPSK_RB25@12	14.34
n41_15MHz_30kHz_2503.5MHz_DFT-s-OFDM PI/2 BPSK_RB1@50	14.41
n41_15MHz_30kHz_2503.5MHz_DFT-s-OFDM PI/2 BPSK_RB50@0	13.54
n41_15MHz_30kHz_2503.5MHz_DFT-s-OFDM QPSK_RB1@1	14.26
n41_15MHz_30kHz_2503.5MHz_DFT-s-OFDM QPSK_RB25@12	14.00
n41_15MHz_30kHz_2503.5MHz_DFT-s-OFDM QPSK_RB1@50	13.67
n41_15MHz_30kHz_2503.5MHz_DFT-s-OFDM QPSK_RB50@0	12.88
n41_15MHz_30kHz_2503.5MHz_DFT-s-OFDM 16 QAM_RB50@0	11.90
n41_15MHz_30kHz_2503.5MHz_DFT-s-OFDM 64 QAM_RB50@0	11.50
n41_15MHz_30kHz_2503.5MHz_DFT-s-OFDM 256 QAM_RB50@0	9.82
n41_15MHz_30kHz_2503.5MHz_CP-OFDM QPSK_RB1@1	12.84
n41_15MHz_30kHz_2503.5MHz_CP-OFDM QPSK_RB26@13	12.73
n41_15MHz_30kHz_2503.5MHz_CP-OFDM QPSK_RB1@50	13.11
n41_15MHz_30kHz_2503.5MHz_CP-OFDM QPSK_RB52@0	10.87
n41_15MHz_30kHz_2503.5MHz_CP-OFDM 16 QAM_RB52@0	11.45
n41_15MHz_30kHz_2503.5MHz_CP-OFDM 64 QAM_RB52@0	10.88
n41_15MHz_30kHz_2503.5MHz_CP-OFDM 256 QAM_RB52@0	7.98

Mode	Conducted Average Power(dBm)
n41_15MHz_30kHz_2593MHz_DFT-s-OFDM PI/2 BPSK_RB1@1	14.37
n41_15MHz_30kHz_2593MHz_DFT-s-OFDM PI/2 BPSK_RB25@12	14.50
n41_15MHz_30kHz_2593MHz_DFT-s-OFDM PI/2 BPSK_RB1@50	14.23
n41_15MHz_30kHz_2593MHz_DFT-s-OFDM PI/2 BPSK_RB50@0	14.06
n41_15MHz_30kHz_2593MHz_DFT-s-OFDM QPSK_RB1@1	14.61
n41_15MHz_30kHz_2593MHz_DFT-s-OFDM QPSK_RB25@12	14.28
n41_15MHz_30kHz_2593MHz_DFT-s-OFDM QPSK_RB1@50	14.47
n41_15MHz_30kHz_2593MHz_DFT-s-OFDM QPSK_RB50@0	13.68
n41_15MHz_30kHz_2593MHz_DFT-s-OFDM 16 QAM_RB50@0	12.55
n41_15MHz_30kHz_2593MHz_DFT-s-OFDM 64 QAM_RB50@0	11.55
n41_15MHz_30kHz_2593MHz_DFT-s-OFDM 256 QAM_RB50@0	10.07
n41_15MHz_30kHz_2593MHz_CP-OFDM QPSK_RB1@1	12.47
n41_15MHz_30kHz_2593MHz_CP-OFDM QPSK_RB26@13	12.90
n41_15MHz_30kHz_2593MHz_CP-OFDM QPSK_RB1@50	12.57
n41_15MHz_30kHz_2593MHz_CP-OFDM QPSK_RB52@0	11.60
n41_15MHz_30kHz_2593MHz_CP-OFDM 16 QAM_RB52@0	11.58
n41_15MHz_30kHz_2593MHz_CP-OFDM 64 QAM_RB52@0	11.12
n41_15MHz_30kHz_2593MHz_CP-OFDM 256 QAM_RB52@0	8.32
n41_15MHz_30kHz_2682.5MHz_DFT-s-OFDM PI/2 BPSK_RB1@1	14.49
n41_15MHz_30kHz_2682.5MHz_DFT-s-OFDM PI/2 BPSK_RB25@12	14.63
n41_15MHz_30kHz_2682.5MHz_DFT-s-OFDM PI/2 BPSK_RB1@50	14.52
n41_15MHz_30kHz_2682.5MHz_DFT-s-OFDM PI/2 BPSK_RB50@0	13.42
n41_15MHz_30kHz_2682.5MHz_DFT-s-OFDM QPSK_RB1@1	13.99
n41_15MHz_30kHz_2682.5MHz_DFT-s-OFDM QPSK_RB25@12	14.52
n41_15MHz_30kHz_2682.5MHz_DFT-s-OFDM QPSK_RB1@50	14.25
n41_15MHz_30kHz_2682.5MHz_DFT-s-OFDM QPSK_RB50@0	12.91
n41_15MHz_30kHz_2682.5MHz_DFT-s-OFDM 16 QAM_RB50@0	12.51
n41_15MHz_30kHz_2682.5MHz_DFT-s-OFDM 64 QAM_RB50@0	11.29
n41_15MHz_30kHz_2682.5MHz_DFT-s-OFDM 256 QAM_RB50@0	10.09
n41_15MHz_30kHz_2682.5MHz_CP-OFDM QPSK_RB1@1	13.08
n41_15MHz_30kHz_2682.5MHz_CP-OFDM QPSK_RB26@13	12.81
n41_15MHz_30kHz_2682.5MHz_CP-OFDM QPSK_RB1@50	12.88
n41_15MHz_30kHz_2682.5MHz_CP-OFDM QPSK_RB52@0	11.42
n41_15MHz_30kHz_2682.5MHz_CP-OFDM 16 QAM_RB52@0	11.45
n41_15MHz_30kHz_2682.5MHz_CP-OFDM 64 QAM_RB52@0	10.25
n41_15MHz_30kHz_2682.5MHz_CP-OFDM 256 QAM_RB52@0	8.35

Mode	Conducted Average Power(dBm)
n41_20MHz_30kHz_2506MHz_DFT-s-OFDM PI/2 BPSK_RB1@1	13.17
n41_20MHz_30kHz_2506MHz_DFT-s-OFDM PI/2 BPSK_RB36@18	14.48
n41_20MHz_30kHz_2506MHz_DFT-s-OFDM PI/2 BPSK_RB1@77	14.54
n41_20MHz_30kHz_2506MHz_DFT-s-OFDM PI/2 BPSK_RB75@0	14.04
n41_20MHz_30kHz_2506MHz_DFT-s-OFDM QPSK_RB1@1	14.38
n41_20MHz_30kHz_2506MHz_DFT-s-OFDM QPSK_RB36@18	14.57
n41_20MHz_30kHz_2506MHz_DFT-s-OFDM QPSK_RB1@77	14.38
n41_20MHz_30kHz_2506MHz_DFT-s-OFDM QPSK_RB75@0	13.04
n41_20MHz_30kHz_2506MHz_DFT-s-OFDM 16 QAM_RB75@0	12.50
n41_20MHz_30kHz_2506MHz_DFT-s-OFDM 64 QAM_RB75@0	11.33
n41_20MHz_30kHz_2506MHz_DFT-s-OFDM 256 QAM_RB75@0	9.96
n41_20MHz_30kHz_2506MHz_CP-OFDM QPSK_RB1@1	13.19
n41_20MHz_30kHz_2506MHz_CP-OFDM QPSK_RB39@19	13.10
n41_20MHz_30kHz_2506MHz_CP-OFDM QPSK_RB1@77	12.44
n41_20MHz_30kHz_2506MHz_CP-OFDM QPSK_RB79@0	10.94
n41_20MHz_30kHz_2506MHz_CP-OFDM 16 QAM_RB79@0	10.91
n41_20MHz_30kHz_2506MHz_CP-OFDM 64 QAM_RB79@0	10.22
n41_20MHz_30kHz_2506MHz_CP-OFDM 256 QAM_RB79@0	8.03
n41_20MHz_30kHz_2593MHz_DFT-s-OFDM PI/2 BPSK_RB1@1	14.25
n41_20MHz_30kHz_2593MHz_DFT-s-OFDM PI/2 BPSK_RB36@18	14.80
n41_20MHz_30kHz_2593MHz_DFT-s-OFDM PI/2 BPSK_RB1@77	14.58
n41_20MHz_30kHz_2593MHz_DFT-s-OFDM PI/2 BPSK_RB75@0	13.64
n41_20MHz_30kHz_2593MHz_DFT-s-OFDM QPSK_RB1@1	14.75
n41_20MHz_30kHz_2593MHz_DFT-s-OFDM QPSK_RB36@18	14.22
n41_20MHz_30kHz_2593MHz_DFT-s-OFDM QPSK_RB1@77	13.88
n41_20MHz_30kHz_2593MHz_DFT-s-OFDM QPSK_RB75@0	13.77
n41_20MHz_30kHz_2593MHz_DFT-s-OFDM 16 QAM_RB75@0	12.62
n41_20MHz_30kHz_2593MHz_DFT-s-OFDM 64 QAM_RB75@0	11.97
n41_20MHz_30kHz_2593MHz_DFT-s-OFDM 256 QAM_RB75@0	10.03
n41_20MHz_30kHz_2593MHz_CP-OFDM QPSK_RB1@1	12.83
n41_20MHz_30kHz_2593MHz_CP-OFDM QPSK_RB39@19	12.66
n41_20MHz_30kHz_2593MHz_CP-OFDM QPSK_RB1@77	12.83
n41_20MHz_30kHz_2593MHz_CP-OFDM QPSK_RB79@0	11.54
n41_20MHz_30kHz_2593MHz_CP-OFDM 16 QAM_RB79@0	11.18
n41_20MHz_30kHz_2593MHz_CP-OFDM 64 QAM_RB79@0	10.99
n41_20MHz_30kHz_2593MHz_CP-OFDM 256 QAM_RB79@0	13.17

Mode	Conducted Average Power(dBm)
n41_20MHz_30kHz_2680MHz_DFT-s-OFDM PI/2 BPSK_RB1@1	14.24
n41_20MHz_30kHz_2680MHz_DFT-s-OFDM PI/2 BPSK_RB36@18	14.14
n41_20MHz_30kHz_2680MHz_DFT-s-OFDM PI/2 BPSK_RB1@77	14.48
n41_20MHz_30kHz_2680MHz_DFT-s-OFDM PI/2 BPSK_RB75@0	14.17
n41_20MHz_30kHz_2680MHz_DFT-s-OFDM QPSK_RB1@1	14.56
n41_20MHz_30kHz_2680MHz_DFT-s-OFDM QPSK_RB36@18	14.57
n41_20MHz_30kHz_2680MHz_DFT-s-OFDM QPSK_RB1@77	14.42
n41_20MHz_30kHz_2680MHz_DFT-s-OFDM QPSK_RB75@0	13.63
n41_20MHz_30kHz_2680MHz_DFT-s-OFDM 16 QAM_RB75@0	12.04
n41_20MHz_30kHz_2680MHz_DFT-s-OFDM 64 QAM_RB75@0	11.50
n41_20MHz_30kHz_2680MHz_DFT-s-OFDM 256 QAM_RB75@0	9.91
n41_20MHz_30kHz_2680MHz_CP-OFDM QPSK_RB1@1	12.86
n41_20MHz_30kHz_2680MHz_CP-OFDM QPSK_RB39@19	12.62
n41_20MHz_30kHz_2680MHz_CP-OFDM QPSK_RB1@77	13.12
n41_20MHz_30kHz_2680MHz_CP-OFDM QPSK_RB79@0	11.59
n41_20MHz_30kHz_2680MHz_CP-OFDM 16 QAM_RB79@0	11.48
n41_20MHz_30kHz_2680MHz_CP-OFDM 64 QAM_RB79@0	11.16
n41_20MHz_30kHz_2680MHz_CP-OFDM 256 QAM_RB79@0	8.40
n41_40MHz_30kHz_2516MHz_DFT-s-OFDM PI/2 BPSK_RB1@1	14.35
n41_40MHz_30kHz_2516MHz_DFT-s-OFDM PI/2 BPSK_RB50@25	13.93
n41_40MHz_30kHz_2516MHz_DFT-s-OFDM PI/2 BPSK_RB1@104	13.89
n41_40MHz_30kHz_2516MHz_DFT-s-OFDM PI/2 BPSK_RB100@0	13.86
n41_40MHz_30kHz_2516MHz_DFT-s-OFDM QPSK_RB1@1	14.39
n41_40MHz_30kHz_2516MHz_DFT-s-OFDM QPSK_RB50@25	13.98
n41_40MHz_30kHz_2516MHz_DFT-s-OFDM QPSK_RB1@104	14.38
n41_40MHz_30kHz_2516MHz_DFT-s-OFDM QPSK_RB100@0	12.93
n41_40MHz_30kHz_2516MHz_DFT-s-OFDM 16 QAM_RB100@0	11.78
n41_40MHz_30kHz_2516MHz_DFT-s-OFDM 64 QAM_RB100@0	11.83
n41_40MHz_30kHz_2516MHz_DFT-s-OFDM 256 QAM_RB100@0	9.25
n41_40MHz_30kHz_2516MHz_CP-OFDM QPSK_RB1@1	12.46
n41_40MHz_30kHz_2516MHz_CP-OFDM QPSK_RB53@26	13.02
n41_40MHz_30kHz_2516MHz_CP-OFDM QPSK_RB1@104	12.13
n41_40MHz_30kHz_2516MHz_CP-OFDM QPSK_RB106@0	10.97
n41_40MHz_30kHz_2516MHz_CP-OFDM 16 QAM_RB106@0	11.53
n41_40MHz_30kHz_2516MHz_CP-OFDM 64 QAM_RB106@0	10.90
n41_40MHz_30kHz_2516MHz_CP-OFDM 256 QAM_RB106@0	8.08

Mode	Conducted Average Power(dBm)
n41_40MHz_30kHz_2593MHz_DFT-s-OFDM PI/2 BPSK_RB1@1	14.31
n41_40MHz_30kHz_2593MHz_DFT-s-OFDM PI/2 BPSK_RB50@25	14.30
n41_40MHz_30kHz_2593MHz_DFT-s-OFDM PI/2 BPSK_RB1@104	14.63
n41_40MHz_30kHz_2593MHz_DFT-s-OFDM PI/2 BPSK_RB100@0	13.68
n41_40MHz_30kHz_2593MHz_DFT-s-OFDM QPSK_RB1@1	14.44
n41_40MHz_30kHz_2593MHz_DFT-s-OFDM QPSK_RB50@25	14.83
n41_40MHz_30kHz_2593MHz_DFT-s-OFDM QPSK_RB1@104	14.60
n41_40MHz_30kHz_2593MHz_DFT-s-OFDM QPSK_RB100@0	13.62
n41_40MHz_30kHz_2593MHz_DFT-s-OFDM 16 QAM_RB100@0	12.59
n41_40MHz_30kHz_2593MHz_DFT-s-OFDM 64 QAM_RB100@0	11.68
n41_40MHz_30kHz_2593MHz_DFT-s-OFDM 256 QAM_RB100@0	9.55
n41_40MHz_30kHz_2593MHz_CP-OFDM QPSK_RB1@1	13.12
n41_40MHz_30kHz_2593MHz_CP-OFDM QPSK_RB53@26	12.68
n41_40MHz_30kHz_2593MHz_CP-OFDM QPSK_RB1@104	12.65
n41_40MHz_30kHz_2593MHz_CP-OFDM QPSK_RB106@0	11.54
n41_40MHz_30kHz_2593MHz_CP-OFDM 16 QAM_RB106@0	11.49
n41_40MHz_30kHz_2593MHz_CP-OFDM 64 QAM_RB106@0	11.22
n41_40MHz_30kHz_2593MHz_CP-OFDM 256 QAM_RB106@0	7.89
n41_40MHz_30kHz_2670MHz_DFT-s-OFDM PI/2 BPSK_RB1@1	14.67
n41_40MHz_30kHz_2670MHz_DFT-s-OFDM PI/2 BPSK_RB50@25	14.72
n41_40MHz_30kHz_2670MHz_DFT-s-OFDM PI/2 BPSK_RB1@104	14.23
n41_40MHz_30kHz_2670MHz_DFT-s-OFDM PI/2 BPSK_RB100@0	13.62
n41_40MHz_30kHz_2670MHz_DFT-s-OFDM QPSK_RB1@1	14.09
n41_40MHz_30kHz_2670MHz_DFT-s-OFDM QPSK_RB50@25	14.76
n41_40MHz_30kHz_2670MHz_DFT-s-OFDM QPSK_RB1@104	14.61
n41_40MHz_30kHz_2670MHz_DFT-s-OFDM QPSK_RB100@0	13.67
n41_40MHz_30kHz_2670MHz_DFT-s-OFDM 16 QAM_RB100@0	12.19
n41_40MHz_30kHz_2670MHz_DFT-s-OFDM 64 QAM_RB100@0	12.21
n41_40MHz_30kHz_2670MHz_DFT-s-OFDM 256 QAM_RB100@0	10.30
n41_40MHz_30kHz_2670MHz_CP-OFDM QPSK_RB1@1	12.72
n41_40MHz_30kHz_2670MHz_CP-OFDM QPSK_RB53@26	13.19
n41_40MHz_30kHz_2670MHz_CP-OFDM QPSK_RB1@104	12.62
n41_40MHz_30kHz_2670MHz_CP-OFDM QPSK_RB106@0	11.78
n41_40MHz_30kHz_2670MHz_CP-OFDM 16 QAM_RB106@0	11.28
n41_40MHz_30kHz_2670MHz_CP-OFDM 64 QAM_RB106@0	11.27
n41_40MHz_30kHz_2670MHz_CP-OFDM 256 QAM_RB106@0	8.38

Mode	Conducted Average Power(dBm)
n41_50MHz_30kHz_2521MHz_DFT-s-OFDM_PI/2_BPSK_RB1@1	14.38
n41_50MHz_30kHz_2521MHz_DFT-s-OFDM_PI/2_BPSK_RB64@32	14.63
n41_50MHz_30kHz_2521MHz_DFT-s-OFDM_PI/2_BPSK_RB1@131	14.44
n41_50MHz_30kHz_2521MHz_DFT-s-OFDM_PI/2_BPSK_RB128@0	14.02
n41_50MHz_30kHz_2521MHz_DFT-s-OFDM_QPSK_RB1@1	13.68
n41_50MHz_30kHz_2521MHz_DFT-s-OFDM_QPSK_RB64@32	14.46
n41_50MHz_30kHz_2521MHz_DFT-s-OFDM_QPSK_RB1@131	13.90
n41_50MHz_30kHz_2521MHz_DFT-s-OFDM_QPSK_RB128@0	13.02
n41_50MHz_30kHz_2521MHz_DFT-s-OFDM_16_QAM_RB128@0	12.39
n41_50MHz_30kHz_2521MHz_DFT-s-OFDM_64_QAM_RB128@0	11.92
n41_50MHz_30kHz_2521MHz_DFT-s-OFDM_256_QAM_RB128@0	9.33
n41_50MHz_30kHz_2521MHz_CP-OFDM_QPSK_RB1@1	12.84
n41_50MHz_30kHz_2521MHz_CP-OFDM_QPSK_RB67@33	13.03
n41_50MHz_30kHz_2521MHz_CP-OFDM_QPSK_RB1@131	12.24
n41_50MHz_30kHz_2521MHz_CP-OFDM_QPSK_RB133@0	11.39
n41_50MHz_30kHz_2521MHz_CP-OFDM_16_QAM_RB133@0	11.66
n41_50MHz_30kHz_2521MHz_CP-OFDM_64_QAM_RB133@0	11.00
n41_50MHz_30kHz_2521MHz_CP-OFDM_256_QAM_RB133@0	7.50
n41_50MHz_30kHz_2593MHz_DFT-s-OFDM_PI/2_BPSK_RB1@1	14.14
n41_50MHz_30kHz_2593MHz_DFT-s-OFDM_PI/2_BPSK_RB64@32	14.86
n41_50MHz_30kHz_2593MHz_DFT-s-OFDM_PI/2_BPSK_RB1@131	14.79
n41_50MHz_30kHz_2593MHz_DFT-s-OFDM_PI/2_BPSK_RB128@0	14.34
n41_50MHz_30kHz_2593MHz_DFT-s-OFDM_QPSK_RB1@1	13.89
n41_50MHz_30kHz_2593MHz_DFT-s-OFDM_QPSK_RB64@32	14.75
n41_50MHz_30kHz_2593MHz_DFT-s-OFDM_QPSK_RB1@131	14.06
n41_50MHz_30kHz_2593MHz_DFT-s-OFDM_QPSK_RB128@0	13.06
n41_50MHz_30kHz_2593MHz_DFT-s-OFDM_16_QAM_RB128@0	12.59
n41_50MHz_30kHz_2593MHz_DFT-s-OFDM_64_QAM_RB128@0	11.77
n41_50MHz_30kHz_2593MHz_DFT-s-OFDM_256_QAM_RB128@0	10.06
n41_50MHz_30kHz_2593MHz_CP-OFDM_QPSK_RB1@1	13.18
n41_50MHz_30kHz_2593MHz_CP-OFDM_QPSK_RB67@33	13.27
n41_50MHz_30kHz_2593MHz_CP-OFDM_QPSK_RB1@131	13.17
n41_50MHz_30kHz_2593MHz_CP-OFDM_QPSK_RB133@0	11.68
n41_50MHz_30kHz_2593MHz_CP-OFDM_16_QAM_RB133@0	11.60
n41_50MHz_30kHz_2593MHz_CP-OFDM_64_QAM_RB133@0	10.61
n41_50MHz_30kHz_2593MHz_CP-OFDM_256_QAM_RB133@0	8.38

Mode	Conducted Average Power(dBm)
n41_50MHz_30kHz_2665MHz_DFT-s-OFDM PI/2 BPSK_RB1@1	14.69
n41_50MHz_30kHz_2665MHz_DFT-s-OFDM PI/2 BPSK_RB64@32	14.28
n41_50MHz_30kHz_2665MHz_DFT-s-OFDM PI/2 BPSK_RB1@131	14.72
n41_50MHz_30kHz_2665MHz_DFT-s-OFDM PI/2 BPSK_RB128@0	13.72
n41_50MHz_30kHz_2665MHz_DFT-s-OFDM QPSK_RB1@1	14.10
n41_50MHz_30kHz_2665MHz_DFT-s-OFDM QPSK_RB64@32	14.64
n41_50MHz_30kHz_2665MHz_DFT-s-OFDM QPSK_RB1@131	14.17
n41_50MHz_30kHz_2665MHz_DFT-s-OFDM QPSK_RB128@0	13.35
n41_50MHz_30kHz_2665MHz_DFT-s-OFDM 16 QAM_RB128@0	12.11
n41_50MHz_30kHz_2665MHz_DFT-s-OFDM 64 QAM_RB128@0	11.85
n41_50MHz_30kHz_2665MHz_DFT-s-OFDM 256 QAM_RB128@0	10.17
n41_50MHz_30kHz_2665MHz_CP-OFDM QPSK_RB1@1	13.28
n41_50MHz_30kHz_2665MHz_CP-OFDM QPSK_RB67@33	13.35
n41_50MHz_30kHz_2665MHz_CP-OFDM QPSK_RB1@131	13.23
n41_50MHz_30kHz_2665MHz_CP-OFDM QPSK_RB133@0	11.56
n41_50MHz_30kHz_2665MHz_CP-OFDM 16 QAM_RB133@0	11.64
n41_50MHz_30kHz_2665MHz_CP-OFDM 64 QAM_RB133@0	10.58
n41_50MHz_30kHz_2665MHz_CP-OFDM 256 QAM_RB133@0	8.38
n41_60MHz_30kHz_2526MHz_DFT-s-OFDM PI/2 BPSK_RB1@1	14.43
n41_60MHz_30kHz_2526MHz_DFT-s-OFDM PI/2 BPSK_RB80@40	13.97
n41_60MHz_30kHz_2526MHz_DFT-s-OFDM PI/2 BPSK_RB1@158	14.46
n41_60MHz_30kHz_2526MHz_DFT-s-OFDM PI/2 BPSK_RB160@0	13.47
n41_60MHz_30kHz_2526MHz_DFT-s-OFDM QPSK_RB1@1	14.09
n41_60MHz_30kHz_2526MHz_DFT-s-OFDM QPSK_RB80@40	13.82
n41_60MHz_30kHz_2526MHz_DFT-s-OFDM QPSK_RB1@158	14.61
n41_60MHz_30kHz_2526MHz_DFT-s-OFDM QPSK_RB160@0	13.46
n41_60MHz_30kHz_2526MHz_DFT-s-OFDM 16 QAM_RB160@0	12.40
n41_60MHz_30kHz_2526MHz_DFT-s-OFDM 64 QAM_RB160@0	12.03
n41_60MHz_30kHz_2526MHz_DFT-s-OFDM 256 QAM_RB160@0	9.81
n41_60MHz_30kHz_2526MHz_CP-OFDM QPSK_RB1@1	12.95
n41_60MHz_30kHz_2526MHz_CP-OFDM QPSK_RB80@40	12.49
n41_60MHz_30kHz_2526MHz_CP-OFDM QPSK_RB1@158	12.71
n41_60MHz_30kHz_2526MHz_CP-OFDM QPSK_RB160@0	10.77
n41_60MHz_30kHz_2526MHz_CP-OFDM 16 QAM_RB160@0	10.88
n41_60MHz_30kHz_2526MHz_CP-OFDM 64 QAM_RB160@0	10.87
n41_60MHz_30kHz_2526MHz_CP-OFDM 256 QAM_RB160@0	8.04

Mode	Conducted Average Power(dBm)
n41_60MHz_30kHz_2593MHz_DFT-s-OFDM PI/2 BPSK_RB1@1	14.03
n41_60MHz_30kHz_2593MHz_DFT-s-OFDM PI/2 BPSK_RB80@40	14.65
n41_60MHz_30kHz_2593MHz_DFT-s-OFDM PI/2 BPSK_RB1@158	14.64
n41_60MHz_30kHz_2593MHz_DFT-s-OFDM PI/2 BPSK_RB160@0	14.22
n41_60MHz_30kHz_2593MHz_DFT-s-OFDM QPSK_RB1@1	13.93
n41_60MHz_30kHz_2593MHz_DFT-s-OFDM QPSK_RB80@40	14.19
n41_60MHz_30kHz_2593MHz_DFT-s-OFDM QPSK_RB1@158	14.04
n41_60MHz_30kHz_2593MHz_DFT-s-OFDM QPSK_RB160@0	13.22
n41_60MHz_30kHz_2593MHz_DFT-s-OFDM 16 QAM_RB160@0	12.31
n41_60MHz_30kHz_2593MHz_DFT-s-OFDM 64 QAM_RB160@0	12.22
n41_60MHz_30kHz_2593MHz_DFT-s-OFDM 256 QAM_RB160@0	9.44
n41_60MHz_30kHz_2593MHz_CP-OFDM QPSK_RB1@1	12.60
n41_60MHz_30kHz_2593MHz_CP-OFDM QPSK_RB80@40	13.20
n41_60MHz_30kHz_2593MHz_CP-OFDM QPSK_RB1@158	13.10
n41_60MHz_30kHz_2593MHz_CP-OFDM QPSK_RB160@0	11.55
n41_60MHz_30kHz_2593MHz_CP-OFDM 16 QAM_RB160@0	10.99
n41_60MHz_30kHz_2593MHz_CP-OFDM 64 QAM_RB160@0	11.10
n41_60MHz_30kHz_2593MHz_CP-OFDM 256 QAM_RB160@0	8.40
n41_60MHz_30kHz_2660MHz_DFT-s-OFDM PI/2 BPSK_RB1@1	14.66
n41_60MHz_30kHz_2660MHz_DFT-s-OFDM PI/2 BPSK_RB80@40	14.20
n41_60MHz_30kHz_2660MHz_DFT-s-OFDM PI/2 BPSK_RB1@158	14.04
n41_60MHz_30kHz_2660MHz_DFT-s-OFDM PI/2 BPSK_RB160@0	13.80
n41_60MHz_30kHz_2660MHz_DFT-s-OFDM QPSK_RB1@1	14.08
n41_60MHz_30kHz_2660MHz_DFT-s-OFDM QPSK_RB80@40	14.79
n41_60MHz_30kHz_2660MHz_DFT-s-OFDM QPSK_RB1@158	14.18
n41_60MHz_30kHz_2660MHz_DFT-s-OFDM QPSK_RB160@0	13.82
n41_60MHz_30kHz_2660MHz_DFT-s-OFDM 16 QAM_RB160@0	12.18
n41_60MHz_30kHz_2660MHz_DFT-s-OFDM 64 QAM_RB160@0	12.21
n41_60MHz_30kHz_2660MHz_DFT-s-OFDM 256 QAM_RB160@0	10.32
n41_60MHz_30kHz_2660MHz_CP-OFDM QPSK_RB1@1	13.27
n41_60MHz_30kHz_2660MHz_CP-OFDM QPSK_RB80@40	13.23
n41_60MHz_30kHz_2660MHz_CP-OFDM QPSK_RB1@158	12.98
n41_60MHz_30kHz_2660MHz_CP-OFDM QPSK_RB160@0	11.09
n41_60MHz_30kHz_2660MHz_CP-OFDM 16 QAM_RB160@0	11.70
n41_60MHz_30kHz_2660MHz_CP-OFDM 64 QAM_RB160@0	11.20
n41_60MHz_30kHz_2660MHz_CP-OFDM 256 QAM_RB160@0	8.30

Mode	Conducted Average Power(dBm)
n41_80MHz_30kHz_2536MHz_DFT-s-OFDM PI/2 BPSK_RB1@1	14.03
n41_80MHz_30kHz_2536MHz_DFT-s-OFDM PI/2 BPSK_RB108@54	14.45
n41_80MHz_30kHz_2536MHz_DFT-s-OFDM PI/2 BPSK_RB1@214	14.77
n41_80MHz_30kHz_2536MHz_DFT-s-OFDM PI/2 BPSK_RB216@0	13.54
n41_80MHz_30kHz_2536MHz_DFT-s-OFDM QPSK_RB1@1	14.31
n41_80MHz_30kHz_2536MHz_DFT-s-OFDM QPSK_RB108@54	14.43
n41_80MHz_30kHz_2536MHz_DFT-s-OFDM QPSK_RB1@214	14.04
n41_80MHz_30kHz_2536MHz_DFT-s-OFDM QPSK_RB216@0	13.46
n41_80MHz_30kHz_2536MHz_DFT-s-OFDM 16 QAM_RB216@0	11.96
n41_80MHz_30kHz_2536MHz_DFT-s-OFDM 64 QAM_RB216@0	11.46
n41_80MHz_30kHz_2536MHz_DFT-s-OFDM 256 QAM_RB216@0	9.83
n41_80MHz_30kHz_2536MHz_CP-OFDM QPSK_RB1@1	13.04
n41_80MHz_30kHz_2536MHz_CP-OFDM QPSK_RB108@54	12.55
n41_80MHz_30kHz_2536MHz_CP-OFDM QPSK_RB1@214	13.13
n41_80MHz_30kHz_2536MHz_CP-OFDM QPSK_RB216@0	11.26
n41_80MHz_30kHz_2536MHz_CP-OFDM 16 QAM_RB216@0	10.74
n41_80MHz_30kHz_2536MHz_CP-OFDM 64 QAM_RB216@0	10.93
n41_80MHz_30kHz_2536MHz_CP-OFDM 256 QAM_RB216@0	8.29
n41_80MHz_30kHz_2593MHz_DFT-s-OFDM PI/2 BPSK_RB1@1	14.03
n41_80MHz_30kHz_2593MHz_DFT-s-OFDM PI/2 BPSK_RB108@54	14.82
n41_80MHz_30kHz_2593MHz_DFT-s-OFDM PI/2 BPSK_RB1@214	14.44
n41_80MHz_30kHz_2593MHz_DFT-s-OFDM PI/2 BPSK_RB216@0	14.03
n41_80MHz_30kHz_2593MHz_DFT-s-OFDM QPSK_RB1@1	14.56
n41_80MHz_30kHz_2593MHz_DFT-s-OFDM QPSK_RB108@54	14.32
n41_80MHz_30kHz_2593MHz_DFT-s-OFDM QPSK_RB1@214	14.72
n41_80MHz_30kHz_2593MHz_DFT-s-OFDM QPSK_RB216@0	13.25
n41_80MHz_30kHz_2593MHz_DFT-s-OFDM 16 QAM_RB216@0	12.56
n41_80MHz_30kHz_2593MHz_DFT-s-OFDM 64 QAM_RB216@0	12.16
n41_80MHz_30kHz_2593MHz_DFT-s-OFDM 256 QAM_RB216@0	9.61
n41_80MHz_30kHz_2593MHz_CP-OFDM QPSK_RB1@1	13.21
n41_80MHz_30kHz_2593MHz_CP-OFDM QPSK_RB108@54	13.31
n41_80MHz_30kHz_2593MHz_CP-OFDM QPSK_RB1@214	13.16
n41_80MHz_30kHz_2593MHz_CP-OFDM QPSK_RB216@0	11.56
n41_80MHz_30kHz_2593MHz_CP-OFDM 16 QAM_RB216@0	11.75
n41_80MHz_30kHz_2593MHz_CP-OFDM 64 QAM_RB216@0	11.15
n41_80MHz_30kHz_2593MHz_CP-OFDM 256 QAM_RB216@0	8.55

Mode	Conducted Average Power(dBm)
n41_80MHz_30kHz_2650MHz_DFT-s-OFDM PI/2 BPSK_RB1@1	14.73
n41_80MHz_30kHz_2650MHz_DFT-s-OFDM PI/2 BPSK_RB108@54	14.89
n41_80MHz_30kHz_2650MHz_DFT-s-OFDM PI/2 BPSK_RB1@214	14.58
n41_80MHz_30kHz_2650MHz_DFT-s-OFDM PI/2 BPSK_RB216@0	13.78
n41_80MHz_30kHz_2650MHz_DFT-s-OFDM QPSK_RB1@1	14.30
n41_80MHz_30kHz_2650MHz_DFT-s-OFDM QPSK_RB108@54	15.21
n41_80MHz_30kHz_2650MHz_DFT-s-OFDM QPSK_RB1@214	14.77
n41_80MHz_30kHz_2650MHz_DFT-s-OFDM QPSK_RB216@0	14.03
n41_80MHz_30kHz_2650MHz_DFT-s-OFDM 16 QAM_RB216@0	13.04
n41_80MHz_30kHz_2650MHz_DFT-s-OFDM 64 QAM_RB216@0	12.72
n41_80MHz_30kHz_2650MHz_DFT-s-OFDM 256 QAM_RB216@0	10.64
n41_80MHz_30kHz_2650MHz_CP-OFDM QPSK_RB1@1	13.84
n41_80MHz_30kHz_2650MHz_CP-OFDM QPSK_RB108@54	13.75
n41_80MHz_30kHz_2650MHz_CP-OFDM QPSK_RB1@214	13.25
n41_80MHz_30kHz_2650MHz_CP-OFDM QPSK_RB216@0	12.29
n41_80MHz_30kHz_2650MHz_CP-OFDM 16 QAM_RB216@0	11.72
n41_80MHz_30kHz_2650MHz_CP-OFDM 64 QAM_RB216@0	11.41
n41_80MHz_30kHz_2650MHz_CP-OFDM 256 QAM_RB216@0	8.17
n41_90MHz_30kHz_2541MHz_DFT-s-OFDM PI/2 BPSK_RB1@1	14.87
n41_90MHz_30kHz_2541MHz_DFT-s-OFDM PI/2 BPSK_RB120@60	15.07
n41_90MHz_30kHz_2541MHz_DFT-s-OFDM PI/2 BPSK_RB1@243	15.27
n41_90MHz_30kHz_2541MHz_DFT-s-OFDM PI/2 BPSK_RB243@0	13.83
n41_90MHz_30kHz_2541MHz_DFT-s-OFDM QPSK_RB1@1	14.66
n41_90MHz_30kHz_2541MHz_DFT-s-OFDM QPSK_RB120@60	14.66
n41_90MHz_30kHz_2541MHz_DFT-s-OFDM QPSK_RB1@243	14.32
n41_90MHz_30kHz_2541MHz_DFT-s-OFDM QPSK_RB243@0	13.77
n41_90MHz_30kHz_2541MHz_DFT-s-OFDM 16 QAM_RB243@0	12.01
n41_90MHz_30kHz_2541MHz_DFT-s-OFDM 64 QAM_RB243@0	12.19
n41_90MHz_30kHz_2541MHz_DFT-s-OFDM 256 QAM_RB243@0	9.99
n41_90MHz_30kHz_2541MHz_CP-OFDM QPSK_RB1@1	13.84
n41_90MHz_30kHz_2541MHz_CP-OFDM QPSK_RB123@61	12.60
n41_90MHz_30kHz_2541MHz_CP-OFDM QPSK_RB1@243	12.96
n41_90MHz_30kHz_2541MHz_CP-OFDM QPSK_RB245@0	10.88
n41_90MHz_30kHz_2541MHz_CP-OFDM 16 QAM_RB245@0	10.97
n41_90MHz_30kHz_2541MHz_CP-OFDM 64 QAM_RB245@0	11.03
n41_90MHz_30kHz_2541MHz_CP-OFDM 256 QAM_RB245@0	8.09

Mode	Conducted Average Power(dBm)
n41_90MHz_30kHz_2593MHz_DFT-s-OFDM PI/2 BPSK_RB1@1	14.05
n41_90MHz_30kHz_2593MHz_DFT-s-OFDM PI/2 BPSK_RB120@60	14.20
n41_90MHz_30kHz_2593MHz_DFT-s-OFDM PI/2 BPSK_RB1@243	14.58
n41_90MHz_30kHz_2593MHz_DFT-s-OFDM PI/2 BPSK_RB243@0	13.70
n41_90MHz_30kHz_2593MHz_DFT-s-OFDM QPSK_RB1@1	14.59
n41_90MHz_30kHz_2593MHz_DFT-s-OFDM QPSK_RB120@60	14.33
n41_90MHz_30kHz_2593MHz_DFT-s-OFDM QPSK_RB1@243	14.76
n41_90MHz_30kHz_2593MHz_DFT-s-OFDM QPSK_RB243@0	13.70
n41_90MHz_30kHz_2593MHz_DFT-s-OFDM 16 QAM_RB243@0	12.07
n41_90MHz_30kHz_2593MHz_DFT-s-OFDM 64 QAM_RB243@0	12.09
n41_90MHz_30kHz_2593MHz_DFT-s-OFDM 256 QAM_RB243@0	9.56
n41_90MHz_30kHz_2593MHz_CP-OFDM QPSK_RB1@1	13.36
n41_90MHz_30kHz_2593MHz_CP-OFDM QPSK_RB123@61	13.16
n41_90MHz_30kHz_2593MHz_CP-OFDM QPSK_RB1@243	13.51
n41_90MHz_30kHz_2593MHz_CP-OFDM QPSK_RB245@0	11.00
n41_90MHz_30kHz_2593MHz_CP-OFDM 16 QAM_RB245@0	11.14
n41_90MHz_30kHz_2593MHz_CP-OFDM 64 QAM_RB245@0	11.04
n41_90MHz_30kHz_2593MHz_CP-OFDM 256 QAM_RB245@0	7.93
n41_90MHz_30kHz_2645MHz_DFT-s-OFDM PI/2 BPSK_RB1@1	14.71
n41_90MHz_30kHz_2645MHz_DFT-s-OFDM PI/2 BPSK_RB120@60	14.30
n41_90MHz_30kHz_2645MHz_DFT-s-OFDM PI/2 BPSK_RB1@243	14.50
n41_90MHz_30kHz_2645MHz_DFT-s-OFDM PI/2 BPSK_RB243@0	13.69
n41_90MHz_30kHz_2645MHz_DFT-s-OFDM QPSK_RB1@1	14.25
n41_90MHz_30kHz_2645MHz_DFT-s-OFDM QPSK_RB120@60	14.15
n41_90MHz_30kHz_2645MHz_DFT-s-OFDM QPSK_RB1@243	14.65
n41_90MHz_30kHz_2645MHz_DFT-s-OFDM QPSK_RB243@0	13.04
n41_90MHz_30kHz_2645MHz_DFT-s-OFDM 16 QAM_RB243@0	12.22
n41_90MHz_30kHz_2645MHz_DFT-s-OFDM 64 QAM_RB243@0	12.14
n41_90MHz_30kHz_2645MHz_DFT-s-OFDM 256 QAM_RB243@0	10.04
n41_90MHz_30kHz_2645MHz_CP-OFDM QPSK_RB1@1	13.16
n41_90MHz_30kHz_2645MHz_CP-OFDM QPSK_RB123@61	12.87
n41_90MHz_30kHz_2645MHz_CP-OFDM QPSK_RB1@243	13.91
n41_90MHz_30kHz_2645MHz_CP-OFDM QPSK_RB245@0	11.45
n41_90MHz_30kHz_2645MHz_CP-OFDM 16 QAM_RB245@0	11.47
n41_90MHz_30kHz_2645MHz_CP-OFDM 64 QAM_RB245@0	10.57
n41_90MHz_30kHz_2645MHz_CP-OFDM 256 QAM_RB245@0	8.16

Mode	Conducted Average Power(dBm)
n41_100MHz_30kHz_2546MHz_DFT-s-OFDM PI/2 BPSK_RB1@1	13.99
n41_100MHz_30kHz_2546MHz_DFT-s-OFDM PI/2 BPSK_RB135@67	14.13
n41_100MHz_30kHz_2546MHz_DFT-s-OFDM PI/2 BPSK_RB1@271	14.00
n41_100MHz_30kHz_2546MHz_DFT-s-OFDM PI/2 BPSK_RB270@0	14.03
n41_100MHz_30kHz_2546MHz_DFT-s-OFDM QPSK_RB1@1	14.08
n41_100MHz_30kHz_2546MHz_DFT-s-OFDM QPSK_RB135@67	14.14
n41_100MHz_30kHz_2546MHz_DFT-s-OFDM QPSK_RB1@271	14.74
n41_100MHz_30kHz_2546MHz_DFT-s-OFDM QPSK_RB270@0	13.47
n41_100MHz_30kHz_2546MHz_DFT-s-OFDM 16 QAM_RB270@0	12.45
n41_100MHz_30kHz_2546MHz_DFT-s-OFDM 64 QAM_RB270@0	11.37
n41_100MHz_30kHz_2546MHz_DFT-s-OFDM 256 QAM_RB270@0	9.97
n41_100MHz_30kHz_2546MHz_CP-OFDM QPSK_RB1@1	13.16
n41_100MHz_30kHz_2546MHz_CP-OFDM QPSK_RB137@68	12.89
n41_100MHz_30kHz_2546MHz_CP-OFDM QPSK_RB1@271	12.77
n41_100MHz_30kHz_2546MHz_CP-OFDM QPSK_RB273@0	10.72
n41_100MHz_30kHz_2546MHz_CP-OFDM 16 QAM_RB273@0	10.93
n41_100MHz_30kHz_2546MHz_CP-OFDM 64 QAM_RB273@0	10.40
n41_100MHz_30kHz_2546MHz_CP-OFDM 256 QAM_RB273@0	8.20
n41_100MHz_30kHz_2593MHz_DFT-s-OFDM PI/2 BPSK_RB1@1	14.50
n41_100MHz_30kHz_2593MHz_DFT-s-OFDM PI/2 BPSK_RB135@67	14.68
n41_100MHz_30kHz_2593MHz_DFT-s-OFDM PI/2 BPSK_RB1@271	14.29
n41_100MHz_30kHz_2593MHz_DFT-s-OFDM PI/2 BPSK_RB270@0	14.27
n41_100MHz_30kHz_2593MHz_DFT-s-OFDM QPSK_RB1@1	14.38
n41_100MHz_30kHz_2593MHz_DFT-s-OFDM QPSK_RB135@67	14.81
n41_100MHz_30kHz_2593MHz_DFT-s-OFDM QPSK_RB1@271	14.17
n41_100MHz_30kHz_2593MHz_DFT-s-OFDM QPSK_RB270@0	13.81
n41_100MHz_30kHz_2593MHz_DFT-s-OFDM 16 QAM_RB270@0	12.68
n41_100MHz_30kHz_2593MHz_DFT-s-OFDM 64 QAM_RB270@0	11.70
n41_100MHz_30kHz_2593MHz_DFT-s-OFDM 256 QAM_RB270@0	9.45
n41_100MHz_30kHz_2593MHz_CP-OFDM QPSK_RB1@1	13.00
n41_100MHz_30kHz_2593MHz_CP-OFDM QPSK_RB137@68	13.17
n41_100MHz_30kHz_2593MHz_CP-OFDM QPSK_RB1@271	13.20
n41_100MHz_30kHz_2593MHz_CP-OFDM QPSK_RB273@0	11.21
n41_100MHz_30kHz_2593MHz_CP-OFDM 16 QAM_RB273@0	11.49
n41_100MHz_30kHz_2593MHz_CP-OFDM 64 QAM_RB273@0	11.15
n41_100MHz_30kHz_2593MHz_CP-OFDM 256 QAM_RB273@0	8.41

Mode	Conducted Average Power(dBm)
n41_100MHz_30kHz_2640MHz_DFT-s-OFDM PI/2 BPSK_RB1@1	14.57
n41_100MHz_30kHz_2640MHz_DFT-s-OFDM PI/2 BPSK_RB135@67	14.81
n41_100MHz_30kHz_2640MHz_DFT-s-OFDM PI/2 BPSK_RB1@271	14.03
n41_100MHz_30kHz_2640MHz_DFT-s-OFDM PI/2 BPSK_RB270@0	13.49
n41_100MHz_30kHz_2640MHz_DFT-s-OFDM QPSK_RB1@1	14.02
n41_100MHz_30kHz_2640MHz_DFT-s-OFDM QPSK_RB135@67	14.26
n41_100MHz_30kHz_2640MHz_DFT-s-OFDM QPSK_RB1@271	14.42
n41_100MHz_30kHz_2640MHz_DFT-s-OFDM QPSK_RB270@0	13.51
n41_100MHz_30kHz_2640MHz_DFT-s-OFDM 16 QAM_RB270@0	12.05
n41_100MHz_30kHz_2640MHz_DFT-s-OFDM 64 QAM_RB270@0	12.02
n41_100MHz_30kHz_2640MHz_DFT-s-OFDM 256 QAM_RB270@0	9.50
n41_100MHz_30kHz_2640MHz_CP-OFDM QPSK_RB1@1	12.71
n41_100MHz_30kHz_2640MHz_CP-OFDM QPSK_RB137@68	13.10
n41_100MHz_30kHz_2640MHz_CP-OFDM QPSK_RB1@271	13.39
n41_100MHz_30kHz_2640MHz_CP-OFDM QPSK_RB273@0	11.06
n41_100MHz_30kHz_2640MHz_CP-OFDM 16 QAM_RB273@0	11.50
n41_100MHz_30kHz_2640MHz_CP-OFDM 64 QAM_RB273@0	10.34
n41_100MHz_30kHz_2640MHz_CP-OFDM 256 QAM_RB273@0	8.13

5G NR n66:

Mode	Conducted Average Power(dBm)
n66_5MHz_15kHz_1712.5MHz_DFT-s-OFDM PI/2 BPSK_RB1@1	13.66
n66_5MHz_15kHz_1712.5MHz_DFT-s-OFDM PI/2 BPSK_RB12@6	13.96
n66_5MHz_15kHz_1712.5MHz_DFT-s-OFDM PI/2 BPSK_RB1@23	13.90
n66_5MHz_15kHz_1712.5MHz_DFT-s-OFDM PI/2 BPSK_RB25@0	13.32
n66_5MHz_15kHz_1712.5MHz_DFT-s-OFDM QPSK_RB1@1	13.77
n66_5MHz_15kHz_1712.5MHz_DFT-s-OFDM QPSK_RB12@6	13.86
n66_5MHz_15kHz_1712.5MHz_DFT-s-OFDM QPSK_RB1@23	13.68
n66_5MHz_15kHz_1712.5MHz_DFT-s-OFDM QPSK_RB25@0	12.83
n66_5MHz_15kHz_1712.5MHz_DFT-s-OFDM 16 QAM_RB25@0	11.63
n66_5MHz_15kHz_1712.5MHz_DFT-s-OFDM 64 QAM_RB25@0	11.37
n66_5MHz_15kHz_1712.5MHz_DFT-s-OFDM 256 QAM_RB25@0	9.59
n66_5MHz_15kHz_1712.5MHz_CP-OFDM QPSK_RB1@1	12.07
n66_5MHz_15kHz_1712.5MHz_CP-OFDM QPSK_RB13@6	12.38
n66_5MHz_15kHz_1712.5MHz_CP-OFDM QPSK_RB1@23	12.24
n66_5MHz_15kHz_1712.5MHz_CP-OFDM QPSK_RB25@0	10.78
n66_5MHz_15kHz_1712.5MHz_CP-OFDM 16 QAM_RB25@0	10.90
n66_5MHz_15kHz_1712.5MHz_CP-OFDM 64 QAM_RB25@0	10.79
n66_5MHz_15kHz_1712.5MHz_CP-OFDM 256 QAM_RB25@0	7.63
n66_5MHz_15kHz_1745MHz_DFT-s-OFDM PI/2 BPSK_RB1@1	13.69
n66_5MHz_15kHz_1745MHz_DFT-s-OFDM PI/2 BPSK_RB12@6	13.58
n66_5MHz_15kHz_1745MHz_DFT-s-OFDM PI/2 BPSK_RB1@23	13.72
n66_5MHz_15kHz_1745MHz_DFT-s-OFDM PI/2 BPSK_RB25@0	13.27
n66_5MHz_15kHz_1745MHz_DFT-s-OFDM QPSK_RB1@1	13.71
n66_5MHz_15kHz_1745MHz_DFT-s-OFDM QPSK_RB12@6	13.59
n66_5MHz_15kHz_1745MHz_DFT-s-OFDM QPSK_RB1@23	13.76
n66_5MHz_15kHz_1745MHz_DFT-s-OFDM QPSK_RB25@0	12.58
n66_5MHz_15kHz_1745MHz_DFT-s-OFDM 16 QAM_RB25@0	11.57
n66_5MHz_15kHz_1745MHz_DFT-s-OFDM 64 QAM_RB25@0	11.17
n66_5MHz_15kHz_1745MHz_DFT-s-OFDM 256 QAM_RB25@0	9.49
n66_5MHz_15kHz_1745MHz_CP-OFDM QPSK_RB1@1	12.53
n66_5MHz_15kHz_1745MHz_CP-OFDM QPSK_RB13@6	12.24
n66_5MHz_15kHz_1745MHz_CP-OFDM QPSK_RB1@23	12.39
n66_5MHz_15kHz_1745MHz_CP-OFDM QPSK_RB25@0	10.77
n66_5MHz_15kHz_1745MHz_CP-OFDM 16 QAM_RB25@0	10.62
n66_5MHz_15kHz_1745MHz_CP-OFDM 64 QAM_RB25@0	10.44
n66_5MHz_15kHz_1745MHz_CP-OFDM 256 QAM_RB25@0	7.46

Mode	Conducted Average Power(dBm)
n66_5MHz_15kHz_1777.5MHz_DFT-s-OFDM PI/2 BPSK_RB1@1	13.58
n66_5MHz_15kHz_1777.5MHz_DFT-s-OFDM PI/2 BPSK_RB12@6	13.64
n66_5MHz_15kHz_1777.5MHz_DFT-s-OFDM PI/2 BPSK_RB1@23	13.80
n66_5MHz_15kHz_1777.5MHz_DFT-s-OFDM PI/2 BPSK_RB25@0	13.12
n66_5MHz_15kHz_1777.5MHz_DFT-s-OFDM QPSK_RB1@1	13.50
n66_5MHz_15kHz_1777.5MHz_DFT-s-OFDM QPSK_RB12@6	13.76
n66_5MHz_15kHz_1777.5MHz_DFT-s-OFDM QPSK_RB1@23	13.74
n66_5MHz_15kHz_1777.5MHz_DFT-s-OFDM QPSK_RB25@0	12.59
n66_5MHz_15kHz_1777.5MHz_DFT-s-OFDM 16 QAM_RB25@0	11.50
n66_5MHz_15kHz_1777.5MHz_DFT-s-OFDM 64 QAM_RB25@0	11.09
n66_5MHz_15kHz_1777.5MHz_DFT-s-OFDM 256 QAM_RB25@0	9.45
n66_5MHz_15kHz_1777.5MHz_CP-OFDM QPSK_RB1@1	12.33
n66_5MHz_15kHz_1777.5MHz_CP-OFDM QPSK_RB13@6	12.23
n66_5MHz_15kHz_1777.5MHz_CP-OFDM QPSK_RB1@23	12.29
n66_5MHz_15kHz_1777.5MHz_CP-OFDM QPSK_RB25@0	10.40
n66_5MHz_15kHz_1777.5MHz_CP-OFDM 16 QAM_RB25@0	10.46
n66_5MHz_15kHz_1777.5MHz_CP-OFDM 64 QAM_RB25@0	10.33
n66_5MHz_15kHz_1777.5MHz_CP-OFDM 256 QAM_RB25@0	7.50
n66_10MHz_15kHz_1715MHz_DFT-s-OFDM PI/2 BPSK_RB1@1	13.67
n66_10MHz_15kHz_1715MHz_DFT-s-OFDM PI/2 BPSK_RB25@12	13.68
n66_10MHz_15kHz_1715MHz_DFT-s-OFDM PI/2 BPSK_RB1@50	13.93
n66_10MHz_15kHz_1715MHz_DFT-s-OFDM PI/2 BPSK_RB50@0	13.29
n66_10MHz_15kHz_1715MHz_DFT-s-OFDM QPSK_RB1@1	13.66
n66_10MHz_15kHz_1715MHz_DFT-s-OFDM QPSK_RB25@12	13.82
n66_10MHz_15kHz_1715MHz_DFT-s-OFDM QPSK_RB1@50	13.77
n66_10MHz_15kHz_1715MHz_DFT-s-OFDM QPSK_RB50@0	12.75
n66_10MHz_15kHz_1715MHz_DFT-s-OFDM 16 QAM_RB50@0	11.89
n66_10MHz_15kHz_1715MHz_DFT-s-OFDM 64 QAM_RB50@0	11.26
n66_10MHz_15kHz_1715MHz_DFT-s-OFDM 256 QAM_RB50@0	9.67
n66_10MHz_15kHz_1715MHz_CP-OFDM QPSK_RB1@1	12.31
n66_10MHz_15kHz_1715MHz_CP-OFDM QPSK_RB26@13	12.15
n66_10MHz_15kHz_1715MHz_CP-OFDM QPSK_RB1@50	12.17
n66_10MHz_15kHz_1715MHz_CP-OFDM QPSK_RB52@0	10.60
n66_10MHz_15kHz_1715MHz_CP-OFDM 16 QAM_RB52@0	10.67
n66_10MHz_15kHz_1715MHz_CP-OFDM 64 QAM_RB52@0	10.63
n66_10MHz_15kHz_1715MHz_CP-OFDM 256 QAM_RB52@0	7.57

Mode	Conducted Average Power(dBm)
n66_10MHz_15kHz_1745MHz_DFT-s-OFDM PI/2 BPSK_RB1@1	13.62
n66_10MHz_15kHz_1745MHz_DFT-s-OFDM PI/2 BPSK_RB25@12	13.79
n66_10MHz_15kHz_1745MHz_DFT-s-OFDM PI/2 BPSK_RB1@50	13.68
n66_10MHz_15kHz_1745MHz_DFT-s-OFDM PI/2 BPSK_RB50@0	13.18
n66_10MHz_15kHz_1745MHz_DFT-s-OFDM QPSK_RB1@1	13.73
n66_10MHz_15kHz_1745MHz_DFT-s-OFDM QPSK_RB25@12	13.88
n66_10MHz_15kHz_1745MHz_DFT-s-OFDM QPSK_RB1@50	13.54
n66_10MHz_15kHz_1745MHz_DFT-s-OFDM QPSK_RB50@0	12.73
n66_10MHz_15kHz_1745MHz_DFT-s-OFDM 16 QAM_RB50@0	11.78
n66_10MHz_15kHz_1745MHz_DFT-s-OFDM 64 QAM_RB50@0	11.11
n66_10MHz_15kHz_1745MHz_DFT-s-OFDM 256 QAM_RB50@0	9.55
n66_10MHz_15kHz_1745MHz_CP-OFDM QPSK_RB1@1	12.35
n66_10MHz_15kHz_1745MHz_CP-OFDM QPSK_RB26@13	12.33
n66_10MHz_15kHz_1745MHz_CP-OFDM QPSK_RB1@50	12.37
n66_10MHz_15kHz_1745MHz_CP-OFDM QPSK_RB52@0	10.59
n66_10MHz_15kHz_1745MHz_CP-OFDM 16 QAM_RB52@0	10.62
n66_10MHz_15kHz_1745MHz_CP-OFDM 64 QAM_RB52@0	10.51
n66_10MHz_15kHz_1745MHz_CP-OFDM 256 QAM_RB52@0	7.60
n66_10MHz_15kHz_1775MHz_DFT-s-OFDM PI/2 BPSK_RB1@1	13.61
n66_10MHz_15kHz_1775MHz_DFT-s-OFDM PI/2 BPSK_RB25@12	13.64
n66_10MHz_15kHz_1775MHz_DFT-s-OFDM PI/2 BPSK_RB1@50	13.66
n66_10MHz_15kHz_1775MHz_DFT-s-OFDM PI/2 BPSK_RB50@0	13.13
n66_10MHz_15kHz_1775MHz_DFT-s-OFDM QPSK_RB1@1	13.58
n66_10MHz_15kHz_1775MHz_DFT-s-OFDM QPSK_RB25@12	13.53
n66_10MHz_15kHz_1775MHz_DFT-s-OFDM QPSK_RB1@50	13.61
n66_10MHz_15kHz_1775MHz_DFT-s-OFDM QPSK_RB50@0	12.45
n66_10MHz_15kHz_1775MHz_DFT-s-OFDM 16 QAM_RB50@0	11.55
n66_10MHz_15kHz_1775MHz_DFT-s-OFDM 64 QAM_RB50@0	11.04
n66_10MHz_15kHz_1775MHz_DFT-s-OFDM 256 QAM_RB50@0	9.37
n66_10MHz_15kHz_1775MHz_CP-OFDM QPSK_RB1@1	12.14
n66_10MHz_15kHz_1775MHz_CP-OFDM QPSK_RB26@13	12.23
n66_10MHz_15kHz_1775MHz_CP-OFDM QPSK_RB1@50	12.19
n66_10MHz_15kHz_1775MHz_CP-OFDM QPSK_RB52@0	10.52
n66_10MHz_15kHz_1775MHz_CP-OFDM 16 QAM_RB52@0	10.62
n66_10MHz_15kHz_1775MHz_CP-OFDM 64 QAM_RB52@0	10.42
n66_10MHz_15kHz_1775MHz_CP-OFDM 256 QAM_RB52@0	7.48

Mode	Conducted Average Power(dBm)
n66_15MHz_15kHz_1717.5MHz_DFT-s-OFDM PI/2 BPSK_RB1@1	13.51
n66_15MHz_15kHz_1717.5MHz_DFT-s-OFDM PI/2 BPSK_RB36@18	13.90
n66_15MHz_15kHz_1717.5MHz_DFT-s-OFDM PI/2 BPSK_RB1@77	13.64
n66_15MHz_15kHz_1717.5MHz_DFT-s-OFDM PI/2 BPSK_RB75@0	13.33
n66_15MHz_15kHz_1717.5MHz_DFT-s-OFDM QPSK_RB1@1	13.70
n66_15MHz_15kHz_1717.5MHz_DFT-s-OFDM QPSK_RB36@18	13.83
n66_15MHz_15kHz_1717.5MHz_DFT-s-OFDM QPSK_RB1@77	13.69
n66_15MHz_15kHz_1717.5MHz_DFT-s-OFDM QPSK_RB75@0	12.84
n66_15MHz_15kHz_1717.5MHz_DFT-s-OFDM 16 QAM_RB75@0	11.68
n66_15MHz_15kHz_1717.5MHz_DFT-s-OFDM 64 QAM_RB75@0	11.28
n66_15MHz_15kHz_1717.5MHz_DFT-s-OFDM 256 QAM_RB75@0	9.74
n66_15MHz_15kHz_1717.5MHz_CP-OFDM QPSK_RB1@1	12.02
n66_15MHz_15kHz_1717.5MHz_CP-OFDM QPSK_RB39@19	12.25
n66_15MHz_15kHz_1717.5MHz_CP-OFDM QPSK_RB1@77	12.40
n66_15MHz_15kHz_1717.5MHz_CP-OFDM QPSK_RB79@0	10.75
n66_15MHz_15kHz_1717.5MHz_CP-OFDM 16 QAM_RB79@0	10.59
n66_15MHz_15kHz_1717.5MHz_CP-OFDM 64 QAM_RB79@0	10.81
n66_15MHz_15kHz_1717.5MHz_CP-OFDM 256 QAM_RB79@0	7.60
n66_15MHz_15kHz_1745MHz_DFT-s-OFDM PI/2 BPSK_RB1@1	13.67
n66_15MHz_15kHz_1745MHz_DFT-s-OFDM PI/2 BPSK_RB36@18	13.91
n66_15MHz_15kHz_1745MHz_DFT-s-OFDM PI/2 BPSK_RB1@77	13.62
n66_15MHz_15kHz_1745MHz_DFT-s-OFDM PI/2 BPSK_RB75@0	13.19
n66_15MHz_15kHz_1745MHz_DFT-s-OFDM QPSK_RB1@1	13.65
n66_15MHz_15kHz_1745MHz_DFT-s-OFDM QPSK_RB36@18	13.81
n66_15MHz_15kHz_1745MHz_DFT-s-OFDM QPSK_RB1@77	13.60
n66_15MHz_15kHz_1745MHz_DFT-s-OFDM QPSK_RB75@0	12.62
n66_15MHz_15kHz_1745MHz_DFT-s-OFDM 16 QAM_RB75@0	11.77
n66_15MHz_15kHz_1745MHz_DFT-s-OFDM 64 QAM_RB75@0	11.21
n66_15MHz_15kHz_1745MHz_DFT-s-OFDM 256 QAM_RB75@0	9.39
n66_15MHz_15kHz_1745MHz_CP-OFDM QPSK_RB1@1	12.30
n66_15MHz_15kHz_1745MHz_CP-OFDM QPSK_RB39@19	12.32
n66_15MHz_15kHz_1745MHz_CP-OFDM QPSK_RB1@77	12.17
n66_15MHz_15kHz_1745MHz_CP-OFDM QPSK_RB79@0	10.76
n66_15MHz_15kHz_1745MHz_CP-OFDM 16 QAM_RB79@0	10.79
n66_15MHz_15kHz_1745MHz_CP-OFDM 64 QAM_RB79@0	10.44
n66_15MHz_15kHz_1745MHz_CP-OFDM 256 QAM_RB79@0	7.33

Mode	Conducted Average Power(dBm)
n66_15MHz_15kHz_1772.5MHz_DFT-s-OFDM PI/2 BPSK_RB1@1	13.52
n66_15MHz_15kHz_1772.5MHz_DFT-s-OFDM PI/2 BPSK_RB36@18	13.53
n66_15MHz_15kHz_1772.5MHz_DFT-s-OFDM PI/2 BPSK_RB1@77	13.66
n66_15MHz_15kHz_1772.5MHz_DFT-s-OFDM PI/2 BPSK_RB75@0	13.06
n66_15MHz_15kHz_1772.5MHz_DFT-s-OFDM QPSK_RB1@1	13.66
n66_15MHz_15kHz_1772.5MHz_DFT-s-OFDM QPSK_RB36@18	13.74
n66_15MHz_15kHz_1772.5MHz_DFT-s-OFDM QPSK_RB1@77	13.58
n66_15MHz_15kHz_1772.5MHz_DFT-s-OFDM QPSK_RB75@0	12.75
n66_15MHz_15kHz_1772.5MHz_DFT-s-OFDM 16 QAM_RB75@0	11.50
n66_15MHz_15kHz_1772.5MHz_DFT-s-OFDM 64 QAM_RB75@0	11.16
n66_15MHz_15kHz_1772.5MHz_DFT-s-OFDM 256 QAM_RB75@0	9.41
n66_15MHz_15kHz_1772.5MHz_CP-OFDM QPSK_RB1@1	12.32
n66_15MHz_15kHz_1772.5MHz_CP-OFDM QPSK_RB39@19	12.07
n66_15MHz_15kHz_1772.5MHz_CP-OFDM QPSK_RB1@77	12.33
n66_15MHz_15kHz_1772.5MHz_CP-OFDM QPSK_RB79@0	10.54
n66_15MHz_15kHz_1772.5MHz_CP-OFDM 16 QAM_RB79@0	10.54
n66_15MHz_15kHz_1772.5MHz_CP-OFDM 64 QAM_RB79@0	10.44
n66_15MHz_15kHz_1772.5MHz_CP-OFDM 256 QAM_RB79@0	7.47
n66_20MHz_15kHz_1720MHz_DFT-s-OFDM PI/2 BPSK_RB1@1	13.61
n66_20MHz_15kHz_1720MHz_DFT-s-OFDM PI/2 BPSK_RB50@25	13.79
n66_20MHz_15kHz_1720MHz_DFT-s-OFDM PI/2 BPSK_RB1@104	13.84
n66_20MHz_15kHz_1720MHz_DFT-s-OFDM PI/2 BPSK_RB100@0	13.34
n66_20MHz_15kHz_1720MHz_DFT-s-OFDM QPSK_RB1@1	13.79
n66_20MHz_15kHz_1720MHz_DFT-s-OFDM QPSK_RB50@25	13.80
n66_20MHz_15kHz_1720MHz_DFT-s-OFDM QPSK_RB1@104	13.79
n66_20MHz_15kHz_1720MHz_DFT-s-OFDM QPSK_RB100@0	12.76
n66_20MHz_15kHz_1720MHz_DFT-s-OFDM 16 QAM_RB100@0	11.88
n66_20MHz_15kHz_1720MHz_DFT-s-OFDM 64 QAM_RB100@0	11.29
n66_20MHz_15kHz_1720MHz_DFT-s-OFDM 256 QAM_RB100@0	9.57
n66_20MHz_15kHz_1720MHz_CP-OFDM QPSK_RB1@1	12.36
n66_20MHz_15kHz_1720MHz_CP-OFDM QPSK_RB53@26	12.26
n66_20MHz_15kHz_1720MHz_CP-OFDM QPSK_RB1@104	12.56
n66_20MHz_15kHz_1720MHz_CP-OFDM QPSK_RB106@0	10.75
n66_20MHz_15kHz_1720MHz_CP-OFDM 16 QAM_RB106@0	10.85
n66_20MHz_15kHz_1720MHz_CP-OFDM 64 QAM_RB106@0	10.76
n66_20MHz_15kHz_1720MHz_CP-OFDM 256 QAM_RB106@0	7.68

Mode	Conducted Average Power(dBm)
n66_20MHz_15kHz_1745MHz_DFT-s-OFDM PI/2 BPSK_RB1@1	13.70
n66_20MHz_15kHz_1745MHz_DFT-s-OFDM PI/2 BPSK_RB50@25	13.63
n66_20MHz_15kHz_1745MHz_DFT-s-OFDM PI/2 BPSK_RB1@104	13.67
n66_20MHz_15kHz_1745MHz_DFT-s-OFDM PI/2 BPSK_RB100@0	13.11
n66_20MHz_15kHz_1745MHz_DFT-s-OFDM QPSK_RB1@1	13.71
n66_20MHz_15kHz_1745MHz_DFT-s-OFDM QPSK_RB50@25	13.78
n66_20MHz_15kHz_1745MHz_DFT-s-OFDM QPSK_RB1@104	13.66
n66_20MHz_15kHz_1745MHz_DFT-s-OFDM QPSK_RB100@0	12.59
n66_20MHz_15kHz_1745MHz_DFT-s-OFDM 16 QAM_RB100@0	11.61
n66_20MHz_15kHz_1745MHz_DFT-s-OFDM 64 QAM_RB100@0	11.23
n66_20MHz_15kHz_1745MHz_DFT-s-OFDM 256 QAM_RB100@0	9.54
n66_20MHz_15kHz_1745MHz_CP-OFDM QPSK_RB1@1	12.60
n66_20MHz_15kHz_1745MHz_CP-OFDM QPSK_RB53@26	12.18
n66_20MHz_15kHz_1745MHz_CP-OFDM QPSK_RB1@104	12.43
n66_20MHz_15kHz_1745MHz_CP-OFDM QPSK_RB106@0	10.77
n66_20MHz_15kHz_1745MHz_CP-OFDM 16 QAM_RB106@0	10.57
n66_20MHz_15kHz_1745MHz_CP-OFDM 64 QAM_RB106@0	10.63
n66_20MHz_15kHz_1745MHz_CP-OFDM 256 QAM_RB106@0	7.44
n66_20MHz_15kHz_1770MHz_DFT-s-OFDM PI/2 BPSK_RB1@1	13.76
n66_20MHz_15kHz_1770MHz_DFT-s-OFDM PI/2 BPSK_RB50@25	13.52
n66_20MHz_15kHz_1770MHz_DFT-s-OFDM PI/2 BPSK_RB1@104	13.62
n66_20MHz_15kHz_1770MHz_DFT-s-OFDM PI/2 BPSK_RB100@0	13.27
n66_20MHz_15kHz_1770MHz_DFT-s-OFDM QPSK_RB1@1	13.51
n66_20MHz_15kHz_1770MHz_DFT-s-OFDM QPSK_RB50@25	13.75
n66_20MHz_15kHz_1770MHz_DFT-s-OFDM QPSK_RB1@104	13.64
n66_20MHz_15kHz_1770MHz_DFT-s-OFDM QPSK_RB100@0	12.66
n66_20MHz_15kHz_1770MHz_DFT-s-OFDM 16 QAM_RB100@0	11.80
n66_20MHz_15kHz_1770MHz_DFT-s-OFDM 64 QAM_RB100@0	11.06
n66_20MHz_15kHz_1770MHz_DFT-s-OFDM 256 QAM_RB100@0	9.61
n66_20MHz_15kHz_1770MHz_CP-OFDM QPSK_RB1@1	12.90
n66_20MHz_15kHz_1770MHz_CP-OFDM QPSK_RB53@26	12.24
n66_20MHz_15kHz_1770MHz_CP-OFDM QPSK_RB1@104	12.68
n66_20MHz_15kHz_1770MHz_CP-OFDM QPSK_RB106@0	10.62
n66_20MHz_15kHz_1770MHz_CP-OFDM 16 QAM_RB106@0	10.61
n66_20MHz_15kHz_1770MHz_CP-OFDM 64 QAM_RB106@0	10.54
n66_20MHz_15kHz_1770MHz_CP-OFDM 256 QAM_RB106@0	7.43

Mode	Conducted Average Power(dBm)
n66_25MHz_15kHz_1722.5MHz_DFT-s-OFDM PI/2 BPSK_RB1@1	13.80
n66_25MHz_15kHz_1722.5MHz_DFT-s-OFDM PI/2 BPSK_RB64@32	14.02
n66_25MHz_15kHz_1722.5MHz_DFT-s-OFDM PI/2 BPSK_RB1@131	13.96
n66_25MHz_15kHz_1722.5MHz_DFT-s-OFDM PI/2 BPSK_RB128@0	13.21
n66_25MHz_15kHz_1722.5MHz_DFT-s-OFDM QPSK_RB1@1	13.87
n66_25MHz_15kHz_1722.5MHz_DFT-s-OFDM QPSK_RB64@32	13.94
n66_25MHz_15kHz_1722.5MHz_DFT-s-OFDM QPSK_RB1@131	13.85
n66_25MHz_15kHz_1722.5MHz_DFT-s-OFDM QPSK_RB128@0	12.62
n66_25MHz_15kHz_1722.5MHz_DFT-s-OFDM 16 QAM_RB128@0	11.83
n66_25MHz_15kHz_1722.5MHz_DFT-s-OFDM 64 QAM_RB128@0	11.28
n66_25MHz_15kHz_1722.5MHz_DFT-s-OFDM 256 QAM_RB128@0	9.53
n66_25MHz_15kHz_1722.5MHz_CP-OFDM QPSK_RB1@1	13.02
n66_25MHz_15kHz_1722.5MHz_CP-OFDM QPSK_RB67@33	12.34
n66_25MHz_15kHz_1722.5MHz_CP-OFDM QPSK_RB1@131	13.03
n66_25MHz_15kHz_1722.5MHz_CP-OFDM QPSK_RB133@0	10.60
n66_25MHz_15kHz_1722.5MHz_CP-OFDM 16 QAM_RB133@0	10.61
n66_25MHz_15kHz_1722.5MHz_CP-OFDM 64 QAM_RB133@0	10.61
n66_25MHz_15kHz_1722.5MHz_CP-OFDM 256 QAM_RB133@0	7.49
n66_25MHz_15kHz_1745MHz_DFT-s-OFDM PI/2 BPSK_RB1@1	14.06
n66_25MHz_15kHz_1745MHz_DFT-s-OFDM PI/2 BPSK_RB64@32	13.86
n66_25MHz_15kHz_1745MHz_DFT-s-OFDM PI/2 BPSK_RB1@131	13.93
n66_25MHz_15kHz_1745MHz_DFT-s-OFDM PI/2 BPSK_RB128@0	13.41
n66_25MHz_15kHz_1745MHz_DFT-s-OFDM QPSK_RB1@1	13.84
n66_25MHz_15kHz_1745MHz_DFT-s-OFDM QPSK_RB64@32	13.95
n66_25MHz_15kHz_1745MHz_DFT-s-OFDM QPSK_RB1@131	13.77
n66_25MHz_15kHz_1745MHz_DFT-s-OFDM QPSK_RB128@0	12.62
n66_25MHz_15kHz_1745MHz_DFT-s-OFDM 16 QAM_RB128@0	11.74
n66_25MHz_15kHz_1745MHz_DFT-s-OFDM 64 QAM_RB128@0	11.20
n66_25MHz_15kHz_1745MHz_DFT-s-OFDM 256 QAM_RB128@0	9.65
n66_25MHz_15kHz_1745MHz_CP-OFDM QPSK_RB1@1	12.89
n66_25MHz_15kHz_1745MHz_CP-OFDM QPSK_RB67@33	12.23
n66_25MHz_15kHz_1745MHz_CP-OFDM QPSK_RB1@131	12.98
n66_25MHz_15kHz_1745MHz_CP-OFDM QPSK_RB133@0	10.50
n66_25MHz_15kHz_1745MHz_CP-OFDM 16 QAM_RB133@0	10.79
n66_25MHz_15kHz_1745MHz_CP-OFDM 64 QAM_RB133@0	10.59
n66_25MHz_15kHz_1745MHz_CP-OFDM 256 QAM_RB133@0	7.43

Mode	Conducted Average Power(dBm)
n66_25MHz_15kHz_1767.5MHz_DFT-s-OFDM PI/2 BPSK_RB1@1	13.90
n66_25MHz_15kHz_1767.5MHz_DFT-s-OFDM PI/2 BPSK_RB64@32	13.83
n66_25MHz_15kHz_1767.5MHz_DFT-s-OFDM PI/2 BPSK_RB1@131	13.90
n66_25MHz_15kHz_1767.5MHz_DFT-s-OFDM PI/2 BPSK_RB128@0	13.25
n66_25MHz_15kHz_1767.5MHz_DFT-s-OFDM QPSK_RB1@1	13.83
n66_25MHz_15kHz_1767.5MHz_DFT-s-OFDM QPSK_RB64@32	13.78
n66_25MHz_15kHz_1767.5MHz_DFT-s-OFDM QPSK_RB1@131	13.70
n66_25MHz_15kHz_1767.5MHz_DFT-s-OFDM QPSK_RB128@0	12.52
n66_25MHz_15kHz_1767.5MHz_DFT-s-OFDM 16 QAM_RB128@0	11.58
n66_25MHz_15kHz_1767.5MHz_DFT-s-OFDM 64 QAM_RB128@0	11.05
n66_25MHz_15kHz_1767.5MHz_DFT-s-OFDM 256 QAM_RB128@0	9.36
n66_25MHz_15kHz_1767.5MHz_CP-OFDM QPSK_RB1@1	13.08
n66_25MHz_15kHz_1767.5MHz_CP-OFDM QPSK_RB67@33	12.13
n66_25MHz_15kHz_1767.5MHz_CP-OFDM QPSK_RB1@131	13.01
n66_25MHz_15kHz_1767.5MHz_CP-OFDM QPSK_RB133@0	10.66
n66_25MHz_15kHz_1767.5MHz_CP-OFDM 16 QAM_RB133@0	10.63
n66_25MHz_15kHz_1767.5MHz_CP-OFDM 64 QAM_RB133@0	10.44
n66_25MHz_15kHz_1767.5MHz_CP-OFDM 256 QAM_RB133@0	7.20
n66_30MHz_15kHz_1725MHz_DFT-s-OFDM PI/2 BPSK_RB1@1	13.96
n66_30MHz_15kHz_1725MHz_DFT-s-OFDM PI/2 BPSK_RB80@40	13.99
n66_30MHz_15kHz_1725MHz_DFT-s-OFDM PI/2 BPSK_RB1@158	14.06
n66_30MHz_15kHz_1725MHz_DFT-s-OFDM PI/2 BPSK_RB160@0	13.30
n66_30MHz_15kHz_1725MHz_DFT-s-OFDM QPSK_RB1@1	13.95
n66_30MHz_15kHz_1725MHz_DFT-s-OFDM QPSK_RB80@40	13.98
n66_30MHz_15kHz_1725MHz_DFT-s-OFDM QPSK_RB1@158	13.85
n66_30MHz_15kHz_1725MHz_DFT-s-OFDM QPSK_RB160@0	12.96
n66_30MHz_15kHz_1725MHz_DFT-s-OFDM 16 QAM_RB160@0	11.76
n66_30MHz_15kHz_1725MHz_DFT-s-OFDM 64 QAM_RB160@0	11.35
n66_30MHz_15kHz_1725MHz_DFT-s-OFDM 256 QAM_RB160@0	9.69
n66_30MHz_15kHz_1725MHz_CP-OFDM QPSK_RB1@1	12.55
n66_30MHz_15kHz_1725MHz_CP-OFDM QPSK_RB80@40	12.52
n66_30MHz_15kHz_1725MHz_CP-OFDM QPSK_RB1@158	12.52
n66_30MHz_15kHz_1725MHz_CP-OFDM QPSK_RB160@0	10.96
n66_30MHz_15kHz_1725MHz_CP-OFDM 16 QAM_RB160@0	10.83
n66_30MHz_15kHz_1725MHz_CP-OFDM 64 QAM_RB160@0	10.65
n66_30MHz_15kHz_1725MHz_CP-OFDM 256 QAM_RB160@0	7.65

Mode	Conducted Average Power(dBm)
n66_30MHz_15kHz_1745MHz_DFT-s-OFDM PI/2 BPSK_RB1@1	13.91
n66_30MHz_15kHz_1745MHz_DFT-s-OFDM PI/2 BPSK_RB80@40	14.02
n66_30MHz_15kHz_1745MHz_DFT-s-OFDM PI/2 BPSK_RB1@158	13.63
n66_30MHz_15kHz_1745MHz_DFT-s-OFDM PI/2 BPSK_RB160@0	13.52
n66_30MHz_15kHz_1745MHz_DFT-s-OFDM QPSK_RB1@1	13.89
n66_30MHz_15kHz_1745MHz_DFT-s-OFDM QPSK_RB80@40	13.95
n66_30MHz_15kHz_1745MHz_DFT-s-OFDM QPSK_RB1@158	13.86
n66_30MHz_15kHz_1745MHz_DFT-s-OFDM QPSK_RB160@0	12.98
n66_30MHz_15kHz_1745MHz_DFT-s-OFDM 16 QAM_RB160@0	11.96
n66_30MHz_15kHz_1745MHz_DFT-s-OFDM 64 QAM_RB160@0	11.20
n66_30MHz_15kHz_1745MHz_DFT-s-OFDM 256 QAM_RB160@0	9.41
n66_30MHz_15kHz_1745MHz_CP-OFDM QPSK_RB1@1	12.84
n66_30MHz_15kHz_1745MHz_CP-OFDM QPSK_RB80@40	12.43
n66_30MHz_15kHz_1745MHz_CP-OFDM QPSK_RB1@158	12.91
n66_30MHz_15kHz_1745MHz_CP-OFDM QPSK_RB160@0	10.89
n66_30MHz_15kHz_1745MHz_CP-OFDM 16 QAM_RB160@0	10.93
n66_30MHz_15kHz_1745MHz_CP-OFDM 64 QAM_RB160@0	10.68
n66_30MHz_15kHz_1745MHz_CP-OFDM 256 QAM_RB160@0	7.59
n66_30MHz_15kHz_1765MHz_DFT-s-OFDM PI/2 BPSK_RB1@1	13.82
n66_30MHz_15kHz_1765MHz_DFT-s-OFDM PI/2 BPSK_RB80@40	13.84
n66_30MHz_15kHz_1765MHz_DFT-s-OFDM PI/2 BPSK_RB1@158	13.81
n66_30MHz_15kHz_1765MHz_DFT-s-OFDM PI/2 BPSK_RB160@0	13.31
n66_30MHz_15kHz_1765MHz_DFT-s-OFDM QPSK_RB1@1	13.75
n66_30MHz_15kHz_1765MHz_DFT-s-OFDM QPSK_RB80@40	13.75
n66_30MHz_15kHz_1765MHz_DFT-s-OFDM QPSK_RB1@158	13.82
n66_30MHz_15kHz_1765MHz_DFT-s-OFDM QPSK_RB160@0	12.94
n66_30MHz_15kHz_1765MHz_DFT-s-OFDM 16 QAM_RB160@0	11.84
n66_30MHz_15kHz_1765MHz_DFT-s-OFDM 64 QAM_RB160@0	11.19
n66_30MHz_15kHz_1765MHz_DFT-s-OFDM 256 QAM_RB160@0	9.40
n66_30MHz_15kHz_1765MHz_CP-OFDM QPSK_RB1@1	12.44
n66_30MHz_15kHz_1765MHz_CP-OFDM QPSK_RB80@40	12.36
n66_30MHz_15kHz_1765MHz_CP-OFDM QPSK_RB1@158	12.42
n66_30MHz_15kHz_1765MHz_CP-OFDM QPSK_RB160@0	10.75
n66_30MHz_15kHz_1765MHz_CP-OFDM 16 QAM_RB160@0	10.69
n66_30MHz_15kHz_1765MHz_CP-OFDM 64 QAM_RB160@0	10.51
n66_30MHz_15kHz_1765MHz_CP-OFDM 256 QAM_RB160@0	7.35

Mode	Conducted Average Power(dBm)
n66_40MHz_15kHz_1730MHz_DFT-s-OFDM PI/2 BPSK_RB1@1	13.97
n66_40MHz_15kHz_1730MHz_DFT-s-OFDM PI/2 BPSK_RB108@54	13.97
n66_40MHz_15kHz_1730MHz_DFT-s-OFDM PI/2 BPSK_RB1@214	13.97
n66_40MHz_15kHz_1730MHz_DFT-s-OFDM PI/2 BPSK_RB216@0	13.42
n66_40MHz_15kHz_1730MHz_DFT-s-OFDM QPSK_RB1@1	13.78
n66_40MHz_15kHz_1730MHz_DFT-s-OFDM QPSK_RB108@54	14.00
n66_40MHz_15kHz_1730MHz_DFT-s-OFDM QPSK_RB1@214	13.83
n66_40MHz_15kHz_1730MHz_DFT-s-OFDM QPSK_RB216@0	13.01
n66_40MHz_15kHz_1730MHz_DFT-s-OFDM 16 QAM_RB216@0	11.90
n66_40MHz_15kHz_1730MHz_DFT-s-OFDM 64 QAM_RB216@0	11.41
n66_40MHz_15kHz_1730MHz_DFT-s-OFDM 256 QAM_RB216@0	9.57
n66_40MHz_15kHz_1730MHz_CP-OFDM QPSK_RB1@1	12.76
n66_40MHz_15kHz_1730MHz_CP-OFDM QPSK_RB108@54	12.60
n66_40MHz_15kHz_1730MHz_CP-OFDM QPSK_RB1@214	12.66
n66_40MHz_15kHz_1730MHz_CP-OFDM QPSK_RB216@0	10.77
n66_40MHz_15kHz_1730MHz_CP-OFDM 16 QAM_RB216@0	10.92
n66_40MHz_15kHz_1730MHz_CP-OFDM 64 QAM_RB216@0	10.53
n66_40MHz_15kHz_1730MHz_CP-OFDM 256 QAM_RB216@0	7.61
n66_40MHz_15kHz_1745MHz_DFT-s-OFDM PI/2 BPSK_RB1@1	14.07
n66_40MHz_15kHz_1745MHz_DFT-s-OFDM PI/2 BPSK_RB108@54	13.75
n66_40MHz_15kHz_1745MHz_DFT-s-OFDM PI/2 BPSK_RB1@214	13.92
n66_40MHz_15kHz_1745MHz_DFT-s-OFDM PI/2 BPSK_RB216@0	13.36
n66_40MHz_15kHz_1745MHz_DFT-s-OFDM QPSK_RB1@1	13.87
n66_40MHz_15kHz_1745MHz_DFT-s-OFDM QPSK_RB108@54	13.90
n66_40MHz_15kHz_1745MHz_DFT-s-OFDM QPSK_RB1@214	13.81
n66_40MHz_15kHz_1745MHz_DFT-s-OFDM QPSK_RB216@0	12.78
n66_40MHz_15kHz_1745MHz_DFT-s-OFDM 16 QAM_RB216@0	11.76
n66_40MHz_15kHz_1745MHz_DFT-s-OFDM 64 QAM_RB216@0	11.29
n66_40MHz_15kHz_1745MHz_DFT-s-OFDM 256 QAM_RB216@0	9.49
n66_40MHz_15kHz_1745MHz_CP-OFDM QPSK_RB1@1	13.07
n66_40MHz_15kHz_1745MHz_CP-OFDM QPSK_RB108@54	12.46
n66_40MHz_15kHz_1745MHz_CP-OFDM QPSK_RB1@214	12.71
n66_40MHz_15kHz_1745MHz_CP-OFDM QPSK_RB216@0	10.86
n66_40MHz_15kHz_1745MHz_CP-OFDM 16 QAM_RB216@0	10.82
n66_40MHz_15kHz_1745MHz_CP-OFDM 64 QAM_RB216@0	10.49
n66_40MHz_15kHz_1745MHz_CP-OFDM 256 QAM_RB216@0	7.46

Mode	Conducted Average Power(dBm)
n66_40MHz_15kHz_1760MHz_DFT-s-OFDM PI/2 BPSK_RB1@1	13.87
n66_40MHz_15kHz_1760MHz_DFT-s-OFDM PI/2 BPSK_RB108@54	13.92
n66_40MHz_15kHz_1760MHz_DFT-s-OFDM PI/2 BPSK_RB1@214	13.88
n66_40MHz_15kHz_1760MHz_DFT-s-OFDM PI/2 BPSK_RB216@0	13.15
n66_40MHz_15kHz_1760MHz_DFT-s-OFDM QPSK_RB1@1	13.86
n66_40MHz_15kHz_1760MHz_DFT-s-OFDM QPSK_RB108@54	14.10
n66_40MHz_15kHz_1760MHz_DFT-s-OFDM QPSK_RB1@214	13.81
n66_40MHz_15kHz_1760MHz_DFT-s-OFDM QPSK_RB216@0	12.85
n66_40MHz_15kHz_1760MHz_DFT-s-OFDM 16 QAM_RB216@0	11.87
n66_40MHz_15kHz_1760MHz_DFT-s-OFDM 64 QAM_RB216@0	11.09
n66_40MHz_15kHz_1760MHz_DFT-s-OFDM 256 QAM_RB216@0	9.34
n66_40MHz_15kHz_1760MHz_CP-OFDM QPSK_RB1@1	12.88
n66_40MHz_15kHz_1760MHz_CP-OFDM QPSK_RB108@54	12.42
n66_40MHz_15kHz_1760MHz_CP-OFDM QPSK_RB1@214	12.68
n66_40MHz_15kHz_1760MHz_CP-OFDM QPSK_RB216@0	10.67
n66_40MHz_15kHz_1760MHz_CP-OFDM 16 QAM_RB216@0	10.76
n66_40MHz_15kHz_1760MHz_CP-OFDM 64 QAM_RB216@0	10.52
n66_40MHz_15kHz_1760MHz_CP-OFDM 256 QAM_RB216@0	7.44

5G NR n77 Lower:

Mode	Conducted Average Power(dBm)
n77_10MHz_15kHz_3455MHz_CP-OFDM 16 QAM_RB52@0	12.46
n77_10MHz_15kHz_3455MHz_CP-OFDM 256 QAM_RB52@0	9.06
n77_10MHz_15kHz_3455MHz_CP-OFDM 64 QAM_RB52@0	11.89
n77_10MHz_15kHz_3455MHz_CP-OFDM QPSK_RB1@1	13.82
n77_10MHz_15kHz_3455MHz_CP-OFDM QPSK_RB1@50	13.72
n77_10MHz_15kHz_3455MHz_CP-OFDM QPSK_RB26@13	13.77
n77_10MHz_15kHz_3455MHz_CP-OFDM QPSK_RB52@0	12.39
n77_10MHz_15kHz_3455MHz_DFT-s- OFDM 16 QAM_RB50@0	13.42
n77_10MHz_15kHz_3455MHz_DFT-s- OFDM 256 QAM_RB50@0	11.08
n77_10MHz_15kHz_3455MHz_DFT-s- OFDM 64 QAM_RB50@0	12.80
n77_10MHz_15kHz_3455MHz_DFT-s- OFDM PI/2 BPSK_RB1@1	15.64
n77_10MHz_15kHz_3455MHz_DFT-s- OFDM PI/2 BPSK_RB1@50	15.55
n77_10MHz_15kHz_3455MHz_DFT-s- OFDM PI/2 BPSK_RB25@12	15.54
n77_10MHz_15kHz_3455MHz_DFT-s- OFDM PI/2 BPSK_RB50@0	15.03
n77_10MHz_15kHz_3455MHz_DFT-s- OFDM QPSK_RB1@1	15.35
n77_10MHz_15kHz_3455MHz_DFT-s- OFDM QPSK_RB1@50	15.29
n77_10MHz_15kHz_3455MHz_DFT-s- OFDM QPSK_RB25@12	15.45
n77_10MHz_15kHz_3455MHz_DFT-s- OFDM QPSK_RB50@0	14.36
n77_10MHz_15kHz_3500MHz_CP-OFDM 16 QAM_RB52@0	12.91
n77_10MHz_15kHz_3500MHz_CP-OFDM 256 QAM_RB52@0	10.77
n77_10MHz_15kHz_3500MHz_CP-OFDM 64 QAM_RB52@0	12.12
n77_10MHz_15kHz_3500MHz_CP-OFDM QPSK_RB1@1	14.33
n77_10MHz_15kHz_3500MHz_CP-OFDM QPSK_RB1@50	13.87
n77_10MHz_15kHz_3500MHz_CP-OFDM QPSK_RB26@13	14.03
n77_10MHz_15kHz_3500MHz_CP-OFDM QPSK_RB52@0	12.67
n77_10MHz_15kHz_3500MHz_DFT-s- OFDM 16 QAM_RB50@0	13.67
n77_10MHz_15kHz_3500MHz_DFT-s- OFDM 256 QAM_RB50@0	11.08
n77_10MHz_15kHz_3500MHz_DFT-s- OFDM 64 QAM_RB50@0	12.92
n77_10MHz_15kHz_3500MHz_DFT-s- OFDM PI/2 BPSK_RB1@1	15.58
n77_10MHz_15kHz_3500MHz_DFT-s- OFDM PI/2 BPSK_RB1@50	15.45
n77_10MHz_15kHz_3500MHz_DFT-s- OFDM PI/2 BPSK_RB25@12	15.70
n77_10MHz_15kHz_3500MHz_DFT-s- OFDM PI/2 BPSK_RB50@0	15.32
n77_10MHz_15kHz_3500MHz_DFT-s- OFDM QPSK_RB1@1	15.75
n77_10MHz_15kHz_3500MHz_DFT-s- OFDM QPSK_RB1@50	15.68
n77_10MHz_15kHz_3500MHz_DFT-s- OFDM QPSK_RB25@12	15.84
n77_10MHz_15kHz_3500MHz_DFT-s- OFDM QPSK_RB50@0	14.41

Mode	Conducted Average Power(dBm)
n77_10MHz_15kHz_3545MHz_CP-OFDM 16 QAM_RB52@0	12.48
n77_10MHz_15kHz_3545MHz_CP-OFDM 256 QAM_RB52@0	9.02
n77_10MHz_15kHz_3545MHz_CP-OFDM 64 QAM_RB52@0	11.96
n77_10MHz_15kHz_3545MHz_CP-OFDM QPSK_RB1@1	14.02
n77_10MHz_15kHz_3545MHz_CP-OFDM QPSK_RB1@50	13.87
n77_10MHz_15kHz_3545MHz_CP-OFDM QPSK_RB26@13	14.00
n77_10MHz_15kHz_3545MHz_CP-OFDM QPSK_RB52@0	12.69
n77_10MHz_15kHz_3545MHz_DFT-s- OFDM 16 QAM_RB50@0	13.44
n77_10MHz_15kHz_3545MHz_DFT-s- OFDM 256 QAM_RB50@0	11.08
n77_10MHz_15kHz_3545MHz_DFT-s- OFDM 64 QAM_RB50@0	13.08
n77_10MHz_15kHz_3545MHz_DFT-s- OFDM PI/2 BPSK_RB1@1	15.42
n77_10MHz_15kHz_3545MHz_DFT-s- OFDM PI/2 BPSK_RB1@50	15.43
n77_10MHz_15kHz_3545MHz_DFT-s- OFDM PI/2 BPSK_RB25@12	15.46
n77_10MHz_15kHz_3545MHz_DFT-s- OFDM PI/2 BPSK_RB50@0	14.94
n77_10MHz_15kHz_3545MHz_DFT-s- OFDM QPSK_RB1@1	15.55
n77_10MHz_15kHz_3545MHz_DFT-s- OFDM QPSK_RB1@50	15.23
n77_10MHz_15kHz_3545MHz_DFT-s- OFDM QPSK_RB25@12	15.38
n77_10MHz_15kHz_3545MHz_DFT-s- OFDM QPSK_RB50@0	14.46
n77_15MHz_15kHz_3457.5MHz_CP- OFDM 16 QAM_RB79@0	12.89
n77_15MHz_15kHz_3457.5MHz_CP- OFDM 256 QAM_RB79@0	9.11
n77_15MHz_15kHz_3457.5MHz_CP- OFDM 64 QAM_RB79@0	11.95
n77_15MHz_15kHz_3457.5MHz_CP- OFDM QPSK_RB1@1	13.62
n77_15MHz_15kHz_3457.5MHz_CP- OFDM QPSK_RB1@77	14.33
n77_15MHz_15kHz_3457.5MHz_CP- OFDM QPSK_RB39@19	14.28
n77_15MHz_15kHz_3457.5MHz_CP- OFDM QPSK_RB79@0	12.79
n77_15MHz_15kHz_3457.5MHz_DFT-s- OFDM 16 QAM_RB75@0	13.24
n77_15MHz_15kHz_3457.5MHz_DFT-s- OFDM 256 QAM_RB75@0	10.76
n77_15MHz_15kHz_3457.5MHz_DFT-s- OFDM 64 QAM_RB75@0	13.35
n77_15MHz_15kHz_3457.5MHz_DFT-s- OFDM PI/2 BPSK_RB1@1	15.88
n77_15MHz_15kHz_3457.5MHz_DFT-s- OFDM PI/2 BPSK_RB1@77	15.71
n77_15MHz_15kHz_3457.5MHz_DFT-s- OFDM PI/2 BPSK_RB36@18	15.68
n77_15MHz_15kHz_3457.5MHz_DFT-s- OFDM PI/2 BPSK_RB75@0	15.19
n77_15MHz_15kHz_3457.5MHz_DFT-s- OFDM QPSK_RB1@1	15.21
n77_15MHz_15kHz_3457.5MHz_DFT-s- OFDM QPSK_RB1@77	15.58
n77_15MHz_15kHz_3457.5MHz_DFT-s- OFDM QPSK_RB36@18	15.89
n77_15MHz_15kHz_3457.5MHz_DFT-s- OFDM QPSK_RB75@0	14.78

Mode	Conducted Average Power(dBm)
n77_15MHz_15kHz_3500MHz_CP-OFDM_16_QAM_RB79@0	12.95
n77_15MHz_15kHz_3500MHz_CP-OFDM_256_QAM_RB79@0	8.90
n77_15MHz_15kHz_3500MHz_CP-OFDM_64_QAM_RB79@0	12.54
n77_15MHz_15kHz_3500MHz_CP-OFDM_QPSK_RB1@1	13.78
n77_15MHz_15kHz_3500MHz_CP-OFDM_QPSK_RB1@77	14.33
n77_15MHz_15kHz_3500MHz_CP-OFDM_QPSK_RB39@19	13.99
n77_15MHz_15kHz_3500MHz_CP-OFDM_QPSK_RB79@0	12.97
n77_15MHz_15kHz_3500MHz_DFT-s-OFDM_16_QAM_RB75@0	13.52
n77_15MHz_15kHz_3500MHz_DFT-s-OFDM_256_QAM_RB75@0	11.08
n77_15MHz_15kHz_3500MHz_DFT-s-OFDM_64_QAM_RB75@0	13.57
n77_15MHz_15kHz_3500MHz_DFT-s-OFDM_PI/2_BPSK_RB1@1	15.50
n77_15MHz_15kHz_3500MHz_DFT-s-OFDM_PI/2_BPSK_RB1@77	15.73
n77_15MHz_15kHz_3500MHz_DFT-s-OFDM_PI/2_BPSK_RB36@18	16.12
n77_15MHz_15kHz_3500MHz_DFT-s-OFDM_PI/2_BPSK_RB75@0	15.54
n77_15MHz_15kHz_3500MHz_DFT-s-OFDM_QPSK_RB1@1	15.50
n77_15MHz_15kHz_3500MHz_DFT-s-OFDM_QPSK_RB1@77	15.20
n77_15MHz_15kHz_3500MHz_DFT-s-OFDM_QPSK_RB36@18	15.54
n77_15MHz_15kHz_3500MHz_DFT-s-OFDM_QPSK_RB75@0	14.42
n77_15MHz_15kHz_3542.5MHz_CP-OFDM_16_QAM_RB79@0	12.55
n77_15MHz_15kHz_3542.5MHz_CP-OFDM_256_QAM_RB79@0	8.89
n77_15MHz_15kHz_3542.5MHz_CP-OFDM_64_QAM_RB79@0	12.03
n77_15MHz_15kHz_3542.5MHz_CP-OFDM_QPSK_RB1@1	13.79
n77_15MHz_15kHz_3542.5MHz_CP-OFDM_QPSK_RB1@77	13.77
n77_15MHz_15kHz_3542.5MHz_CP-OFDM_QPSK_RB39@19	13.99
n77_15MHz_15kHz_3542.5MHz_CP-OFDM_QPSK_RB79@0	12.24
n77_15MHz_15kHz_3542.5MHz_DFT-s-OFDM_16_QAM_RB75@0	13.68
n77_15MHz_15kHz_3542.5MHz_DFT-s-OFDM_256_QAM_RB75@0	10.89
n77_15MHz_15kHz_3542.5MHz_DFT-s-OFDM_64_QAM_RB75@0	12.86
n77_15MHz_15kHz_3542.5MHz_DFT-s-OFDM_PI/2_BPSK_RB1@1	15.59
n77_15MHz_15kHz_3542.5MHz_DFT-s-OFDM_PI/2_BPSK_RB1@77	15.34
n77_15MHz_15kHz_3542.5MHz_DFT-s-OFDM_PI/2_BPSK_RB36@18	15.68
n77_15MHz_15kHz_3542.5MHz_DFT-s-OFDM_PI/2_BPSK_RB75@0	15.00
n77_15MHz_15kHz_3542.5MHz_DFT-s-OFDM_QPSK_RB1@1	15.60
n77_15MHz_15kHz_3542.5MHz_DFT-s-OFDM_QPSK_RB1@77	15.25
n77_15MHz_15kHz_3542.5MHz_DFT-s-OFDM_QPSK_RB36@18	15.75
n77_15MHz_15kHz_3542.5MHz_DFT-s-OFDM_QPSK_RB75@0	14.29

Mode	Conducted Average Power(dBm)
n77_20MHz_15kHz_3460MHz_CP-OFDM 16 QAM_RB106@0	12.40
n77_20MHz_15kHz_3460MHz_CP-OFDM 256 QAM_RB106@0	8.99
n77_20MHz_15kHz_3460MHz_CP-OFDM 64 QAM_RB106@0	12.10
n77_20MHz_15kHz_3460MHz_CP-OFDM QPSK_RB1@1	13.87
n77_20MHz_15kHz_3460MHz_CP-OFDM QPSK_RB1@104	13.89
n77_20MHz_15kHz_3460MHz_CP-OFDM QPSK_RB106@0	12.56
n77_20MHz_15kHz_3460MHz_CP-OFDM QPSK_RB53@26	14.11
n77_20MHz_15kHz_3460MHz_DFT-s- OFDM 16 QAM_RB100@0	13.65
n77_20MHz_15kHz_3460MHz_DFT-s- OFDM 256 QAM_RB100@0	10.90
n77_20MHz_15kHz_3460MHz_DFT-s- OFDM 64 QAM_RB100@0	13.13
n77_20MHz_15kHz_3460MHz_DFT-s- OFDM PI/2 BPSK_RB1@1	15.40
n77_20MHz_15kHz_3460MHz_DFT-s- OFDM PI/2 BPSK_RB1@104	15.60
n77_20MHz_15kHz_3460MHz_DFT-s- OFDM PI/2 BPSK_RB100@0	14.95
n77_20MHz_15kHz_3460MHz_DFT-s- OFDM PI/2 BPSK_RB50@25	15.51
n77_20MHz_15kHz_3460MHz_DFT-s- OFDM QPSK_RB1@1	15.32
n77_20MHz_15kHz_3460MHz_DFT-s- OFDM QPSK_RB1@104	15.46
n77_20MHz_15kHz_3460MHz_DFT-s- OFDM QPSK_RB100@0	14.65
n77_20MHz_15kHz_3460MHz_DFT-s- OFDM QPSK_RB50@25	15.57
n77_20MHz_15kHz_3500MHz_CP-OFDM 16 QAM_RB106@0	12.58
n77_20MHz_15kHz_3500MHz_CP-OFDM 256 QAM_RB106@0	9.04
n77_20MHz_15kHz_3500MHz_CP-OFDM 64 QAM_RB106@0	12.15
n77_20MHz_15kHz_3500MHz_CP-OFDM QPSK_RB1@1	13.92
n77_20MHz_15kHz_3500MHz_CP-OFDM QPSK_RB1@104	13.84
n77_20MHz_15kHz_3500MHz_CP-OFDM QPSK_RB106@0	12.89
n77_20MHz_15kHz_3500MHz_CP-OFDM QPSK_RB53@26	14.22
n77_20MHz_15kHz_3500MHz_DFT-s- OFDM 16 QAM_RB100@0	13.86
n77_20MHz_15kHz_3500MHz_DFT-s- OFDM 256 QAM_RB100@0	11.23
n77_20MHz_15kHz_3500MHz_DFT-s- OFDM 64 QAM_RB100@0	13.21
n77_20MHz_15kHz_3500MHz_DFT-s- OFDM PI/2 BPSK_RB1@1	15.61
n77_20MHz_15kHz_3500MHz_DFT-s- OFDM PI/2 BPSK_RB1@104	15.68
n77_20MHz_15kHz_3500MHz_DFT-s- OFDM PI/2 BPSK_RB100@0	15.25
n77_20MHz_15kHz_3500MHz_DFT-s- OFDM PI/2 BPSK_RB50@25	15.83
n77_20MHz_15kHz_3500MHz_DFT-s- OFDM QPSK_RB1@1	15.64
n77_20MHz_15kHz_3500MHz_DFT-s- OFDM QPSK_RB1@104	15.49
n77_20MHz_15kHz_3500MHz_DFT-s- OFDM QPSK_RB100@0	14.79
n77_20MHz_15kHz_3500MHz_DFT-s- OFDM QPSK_RB50@25	15.73

Mode	Conducted Average Power(dBm)
n77_20MHz_15kHz_3540MHz_CP-OFDM 16 QAM_RB106@0	12.58
n77_20MHz_15kHz_3540MHz_CP-OFDM 256 QAM_RB106@0	8.60
n77_20MHz_15kHz_3540MHz_CP-OFDM 64 QAM_RB106@0	11.95
n77_20MHz_15kHz_3540MHz_CP-OFDM QPSK_RB1@1	13.95
n77_20MHz_15kHz_3540MHz_CP-OFDM QPSK_RB1@104	13.77
n77_20MHz_15kHz_3540MHz_CP-OFDM QPSK_RB106@0	12.29
n77_20MHz_15kHz_3540MHz_CP-OFDM QPSK_RB53@26	14.02
n77_20MHz_15kHz_3540MHz_DFT-s- OFDM 16 QAM_RB100@0	13.44
n77_20MHz_15kHz_3540MHz_DFT-s- OFDM 256 QAM_RB100@0	10.84
n77_20MHz_15kHz_3540MHz_DFT-s- OFDM 64 QAM_RB100@0	13.04
n77_20MHz_15kHz_3540MHz_DFT-s- OFDM PI/2 BPSK_RB1@1	15.46
n77_20MHz_15kHz_3540MHz_DFT-s- OFDM PI/2 BPSK_RB1@104	15.45
n77_20MHz_15kHz_3540MHz_DFT-s- OFDM PI/2 BPSK_RB100@0	14.98
n77_20MHz_15kHz_3540MHz_DFT-s- OFDM PI/2 BPSK_RB50@25	15.60
n77_20MHz_15kHz_3540MHz_DFT-s- OFDM QPSK_RB1@1	15.48
n77_20MHz_15kHz_3540MHz_DFT-s- OFDM QPSK_RB1@104	15.36
n77_20MHz_15kHz_3540MHz_DFT-s- OFDM QPSK_RB100@0	14.69
n77_20MHz_15kHz_3540MHz_DFT-s- OFDM QPSK_RB50@25	15.41
n77_30MHz_15kHz_3465MHz_CP-OFDM 16 QAM_RB160@0	12.70
n77_30MHz_15kHz_3465MHz_CP-OFDM 256 QAM_RB160@0	9.30
n77_30MHz_15kHz_3465MHz_CP-OFDM 64 QAM_RB160@0	12.14
n77_30MHz_15kHz_3465MHz_CP-OFDM QPSK_RB1@1	14.20
n77_30MHz_15kHz_3465MHz_CP-OFDM QPSK_RB1@158	14.25
n77_30MHz_15kHz_3465MHz_CP-OFDM QPSK_RB160@0	12.70
n77_30MHz_15kHz_3465MHz_CP-OFDM QPSK_RB80@40	14.30
n77_30MHz_15kHz_3465MHz_DFT-s- OFDM 16 QAM_RB160@0	13.74
n77_30MHz_15kHz_3465MHz_DFT-s- OFDM 256 QAM_RB160@0	11.17
n77_30MHz_15kHz_3465MHz_DFT-s- OFDM 64 QAM_RB160@0	13.13
n77_30MHz_15kHz_3465MHz_DFT-s- OFDM PI/2 BPSK_RB1@1	15.49
n77_30MHz_15kHz_3465MHz_DFT-s- OFDM PI/2 BPSK_RB1@158	15.66
n77_30MHz_15kHz_3465MHz_DFT-s- OFDM PI/2 BPSK_RB160@0	15.14
n77_30MHz_15kHz_3465MHz_DFT-s- OFDM PI/2 BPSK_RB80@40	15.69
n77_30MHz_15kHz_3465MHz_DFT-s- OFDM QPSK_RB1@1	15.46
n77_30MHz_15kHz_3465MHz_DFT-s- OFDM QPSK_RB1@158	15.70
n77_30MHz_15kHz_3465MHz_DFT-s- OFDM QPSK_RB160@0	14.50
n77_30MHz_15kHz_3465MHz_DFT-s- OFDM QPSK_RB80@40	15.67

Mode	Conducted Average Power(dBm)
n77_30MHz_15kHz_3500MHz_CP-OFDM 16 QAM_RB160@0	12.75
n77_30MHz_15kHz_3500MHz_CP-OFDM 256 QAM_RB160@0	9.25
n77_30MHz_15kHz_3500MHz_CP-OFDM 64 QAM_RB160@0	12.23
n77_30MHz_15kHz_3500MHz_CP-OFDM QPSK_RB1@1	14.19
n77_30MHz_15kHz_3500MHz_CP-OFDM QPSK_RB1@158	14.11
n77_30MHz_15kHz_3500MHz_CP-OFDM QPSK_RB160@0	12.91
n77_30MHz_15kHz_3500MHz_CP-OFDM QPSK_RB80@40	14.39
n77_30MHz_15kHz_3500MHz_DFT-s- OFDM 16 QAM_RB160@0	13.76
n77_30MHz_15kHz_3500MHz_DFT-s- OFDM 256 QAM_RB160@0	11.28
n77_30MHz_15kHz_3500MHz_DFT-s- OFDM 64 QAM_RB160@0	13.31
n77_30MHz_15kHz_3500MHz_DFT-s- OFDM PI/2 BPSK_RB1@1	15.96
n77_30MHz_15kHz_3500MHz_DFT-s- OFDM PI/2 BPSK_RB1@158	15.54
n77_30MHz_15kHz_3500MHz_DFT-s- OFDM PI/2 BPSK_RB160@0	15.09
n77_30MHz_15kHz_3500MHz_DFT-s- OFDM PI/2 BPSK_RB80@40	15.65
n77_30MHz_15kHz_3500MHz_DFT-s- OFDM QPSK_RB1@1	15.69
n77_30MHz_15kHz_3500MHz_DFT-s- OFDM QPSK_RB1@158	15.60
n77_30MHz_15kHz_3500MHz_DFT-s- OFDM QPSK_RB160@0	14.68
n77_30MHz_15kHz_3500MHz_DFT-s- OFDM QPSK_RB80@40	15.78
n77_30MHz_15kHz_3535MHz_CP-OFDM 16 QAM_RB160@0	12.57
n77_30MHz_15kHz_3535MHz_CP-OFDM 256 QAM_RB160@0	8.90
n77_30MHz_15kHz_3535MHz_CP-OFDM 64 QAM_RB160@0	11.95
n77_30MHz_15kHz_3535MHz_CP-OFDM QPSK_RB1@1	14.15
n77_30MHz_15kHz_3535MHz_CP-OFDM QPSK_RB1@158	14.02
n77_30MHz_15kHz_3535MHz_CP-OFDM QPSK_RB160@0	12.52
n77_30MHz_15kHz_3535MHz_CP-OFDM QPSK_RB80@40	14.00
n77_30MHz_15kHz_3535MHz_DFT-s- OFDM 16 QAM_RB160@0	13.54
n77_30MHz_15kHz_3535MHz_DFT-s- OFDM 256 QAM_RB160@0	11.15
n77_30MHz_15kHz_3535MHz_DFT-s- OFDM 64 QAM_RB160@0	13.00
n77_30MHz_15kHz_3535MHz_DFT-s- OFDM PI/2 BPSK_RB1@1	15.67
n77_30MHz_15kHz_3535MHz_DFT-s- OFDM PI/2 BPSK_RB1@158	15.34
n77_30MHz_15kHz_3535MHz_DFT-s- OFDM PI/2 BPSK_RB160@0	14.85
n77_30MHz_15kHz_3535MHz_DFT-s- OFDM PI/2 BPSK_RB80@40	15.62
n77_30MHz_15kHz_3535MHz_DFT-s- OFDM QPSK_RB1@1	15.54
n77_30MHz_15kHz_3535MHz_DFT-s- OFDM QPSK_RB1@158	15.22
n77_30MHz_15kHz_3535MHz_DFT-s- OFDM QPSK_RB160@0	14.47
n77_30MHz_15kHz_3535MHz_DFT-s- OFDM QPSK_RB80@40	15.47

Mode	Conducted Average Power(dBm)
n77_40MHz_15kHz_3470MHz_CP-OFDM 16 QAM_RB216@0	12.64
n77_40MHz_15kHz_3470MHz_CP-OFDM 256 QAM_RB216@0	9.17
n77_40MHz_15kHz_3470MHz_CP-OFDM 64 QAM_RB216@0	12.07
n77_40MHz_15kHz_3470MHz_CP-OFDM QPSK_RB1@1	14.08
n77_40MHz_15kHz_3470MHz_CP-OFDM QPSK_RB1@214	14.14
n77_40MHz_15kHz_3470MHz_CP-OFDM QPSK_RB108@54	14.24
n77_40MHz_15kHz_3470MHz_CP-OFDM QPSK_RB216@0	12.57
n77_40MHz_15kHz_3470MHz_DFT-s-OFDM 16 QAM_RB216@0	13.55
n77_40MHz_15kHz_3470MHz_DFT-s-OFDM 256 QAM_RB216@0	10.95
n77_40MHz_15kHz_3470MHz_DFT-s-OFDM 64 QAM_RB216@0	13.23
n77_40MHz_15kHz_3470MHz_DFT-s-OFDM PI/2 BPSK_RB1@1	15.45
n77_40MHz_15kHz_3470MHz_DFT-s-OFDM PI/2 BPSK_RB1@214	15.79
n77_40MHz_15kHz_3470MHz_DFT-s-OFDM PI/2 BPSK_RB108@54	15.68
n77_40MHz_15kHz_3470MHz_DFT-s-OFDM PI/2 BPSK_RB216@0	15.05
n77_40MHz_15kHz_3470MHz_DFT-s-OFDM QPSK_RB1@1	15.33
n77_40MHz_15kHz_3470MHz_DFT-s-OFDM QPSK_RB1@214	15.49
n77_40MHz_15kHz_3470MHz_DFT-s-OFDM QPSK_RB108@54	15.75
n77_40MHz_15kHz_3470MHz_DFT-s-OFDM QPSK_RB216@0	14.70
n77_40MHz_15kHz_3500MHz_CP-OFDM 16 QAM_RB216@0	12.66
n77_40MHz_15kHz_3500MHz_CP-OFDM 256 QAM_RB216@0	9.03
n77_40MHz_15kHz_3500MHz_CP-OFDM 64 QAM_RB216@0	12.20
n77_40MHz_15kHz_3500MHz_CP-OFDM QPSK_RB1@1	14.26
n77_40MHz_15kHz_3500MHz_CP-OFDM QPSK_RB1@214	14.06
n77_40MHz_15kHz_3500MHz_CP-OFDM QPSK_RB108@54	14.27
n77_40MHz_15kHz_3500MHz_CP-OFDM QPSK_RB216@0	12.77
n77_40MHz_15kHz_3500MHz_DFT-s-OFDM 16 QAM_RB216@0	13.69
n77_40MHz_15kHz_3500MHz_DFT-s-OFDM 256 QAM_RB216@0	11.20
n77_40MHz_15kHz_3500MHz_DFT-s-OFDM 64 QAM_RB216@0	13.20
n77_40MHz_15kHz_3500MHz_DFT-s-OFDM PI/2 BPSK_RB1@1	15.72
n77_40MHz_15kHz_3500MHz_DFT-s-OFDM PI/2 BPSK_RB1@214	15.51
n77_40MHz_15kHz_3500MHz_DFT-s-OFDM PI/2 BPSK_RB108@54	15.62
n77_40MHz_15kHz_3500MHz_DFT-s-OFDM PI/2 BPSK_RB216@0	15.29
n77_40MHz_15kHz_3500MHz_DFT-s-OFDM QPSK_RB1@1	15.61
n77_40MHz_15kHz_3500MHz_DFT-s-OFDM QPSK_RB1@214	15.66
n77_40MHz_15kHz_3500MHz_DFT-s-OFDM QPSK_RB108@54	15.61
n77_40MHz_15kHz_3500MHz_DFT-s-OFDM QPSK_RB216@0	14.92

Mode	Conducted Average Power(dBm)
n77_40MHz_15kHz_3530MHz_CP-OFDM 16 QAM_RB216@0	12.78
n77_40MHz_15kHz_3530MHz_CP-OFDM 256 QAM_RB216@0	9.21
n77_40MHz_15kHz_3530MHz_CP-OFDM 64 QAM_RB216@0	12.18
n77_40MHz_15kHz_3530MHz_CP-OFDM QPSK_RB1@1	14.42
n77_40MHz_15kHz_3530MHz_CP-OFDM QPSK_RB1@214	14.11
n77_40MHz_15kHz_3530MHz_CP-OFDM QPSK_RB108@54	14.39
n77_40MHz_15kHz_3530MHz_CP-OFDM QPSK_RB216@0	12.54
n77_40MHz_15kHz_3530MHz_DFT-s- OFDM 16 QAM_RB216@0	13.81
n77_40MHz_15kHz_3530MHz_DFT-s- OFDM 256 QAM_RB216@0	11.17
n77_40MHz_15kHz_3530MHz_DFT-s- OFDM 64 QAM_RB216@0	13.09
n77_40MHz_15kHz_3530MHz_DFT-s- OFDM PI/2 BPSK_RB1@1	15.54
n77_40MHz_15kHz_3530MHz_DFT-s- OFDM PI/2 BPSK_RB1@214	15.57
n77_40MHz_15kHz_3530MHz_DFT-s- OFDM PI/2 BPSK_RB108@54	15.62
n77_40MHz_15kHz_3530MHz_DFT-s- OFDM PI/2 BPSK_RB216@0	15.16
n77_40MHz_15kHz_3530MHz_DFT-s- OFDM QPSK_RB1@1	15.49
n77_40MHz_15kHz_3530MHz_DFT-s- OFDM QPSK_RB1@214	15.34
n77_40MHz_15kHz_3530MHz_DFT-s- OFDM QPSK_RB108@54	15.66
n77_40MHz_15kHz_3530MHz_DFT-s- OFDM QPSK_RB216@0	14.69
n77_50MHz_15kHz_3475MHz_CP-OFDM 16 QAM_RB270@0	12.88
n77_50MHz_15kHz_3475MHz_CP-OFDM 256 QAM_RB270@0	9.32
n77_50MHz_15kHz_3475MHz_CP-OFDM 64 QAM_RB270@0	12.42
n77_50MHz_15kHz_3475MHz_CP-OFDM QPSK_RB1@1	14.32
n77_50MHz_15kHz_3475MHz_CP-OFDM QPSK_RB1@268	14.35
n77_50MHz_15kHz_3475MHz_CP-OFDM QPSK_RB135@67	14.27
n77_50MHz_15kHz_3475MHz_CP-OFDM QPSK_RB270@0	13.09
n77_50MHz_15kHz_3475MHz_DFT-s- OFDM 16 QAM_RB270@0	13.84
n77_50MHz_15kHz_3475MHz_DFT-s- OFDM 256 QAM_RB270@0	11.40
n77_50MHz_15kHz_3475MHz_DFT-s- OFDM 64 QAM_RB270@0	13.39
n77_50MHz_15kHz_3475MHz_DFT-s- OFDM PI/2 BPSK_RB1@1	15.79
n77_50MHz_15kHz_3475MHz_DFT-s- OFDM PI/2 BPSK_RB1@268	15.90
n77_50MHz_15kHz_3475MHz_DFT-s- OFDM PI/2 BPSK_RB135@67	15.78
n77_50MHz_15kHz_3475MHz_DFT-s- OFDM PI/2 BPSK_RB270@0	15.45
n77_50MHz_15kHz_3475MHz_DFT-s- OFDM QPSK_RB1@1	15.60
n77_50MHz_15kHz_3475MHz_DFT-s- OFDM QPSK_RB1@268	15.88
n77_50MHz_15kHz_3475MHz_DFT-s- OFDM QPSK_RB135@67	15.81
n77_50MHz_15kHz_3475MHz_DFT-s- OFDM QPSK_RB270@0	14.91

Mode	Conducted Average Power(dBm)
n77_50MHz_15kHz_3500MHz_CP-OFDM 16 QAM_RB270@0	12.91
n77_50MHz_15kHz_3500MHz_CP-OFDM 256 QAM_RB270@0	9.46
n77_50MHz_15kHz_3500MHz_CP-OFDM 64 QAM_RB270@0	12.46
n77_50MHz_15kHz_3500MHz_CP-OFDM QPSK_RB1@1	14.23
n77_50MHz_15kHz_3500MHz_CP-OFDM QPSK_RB1@268	14.20
n77_50MHz_15kHz_3500MHz_CP-OFDM QPSK_RB135@67	14.46
n77_50MHz_15kHz_3500MHz_CP-OFDM QPSK_RB270@0	12.97
n77_50MHz_15kHz_3500MHz_DFT-s- OFDM 16 QAM_RB270@0	13.83
n77_50MHz_15kHz_3500MHz_DFT-s- OFDM 256 QAM_RB270@0	11.58
n77_50MHz_15kHz_3500MHz_DFT-s- OFDM 64 QAM_RB270@0	13.46
n77_50MHz_15kHz_3500MHz_DFT-s- OFDM PI/2 BPSK_RB1@1	15.87
n77_50MHz_15kHz_3500MHz_DFT-s- OFDM PI/2 BPSK_RB1@268	15.69
n77_50MHz_15kHz_3500MHz_DFT-s- OFDM PI/2 BPSK_RB135@67	16.09
n77_50MHz_15kHz_3500MHz_DFT-s- OFDM PI/2 BPSK_RB270@0	15.42
n77_50MHz_15kHz_3500MHz_DFT-s- OFDM QPSK_RB1@1	15.70
n77_50MHz_15kHz_3500MHz_DFT-s- OFDM QPSK_RB1@268	15.87
n77_50MHz_15kHz_3500MHz_DFT-s- OFDM QPSK_RB135@67	16.05
n77_50MHz_15kHz_3500MHz_DFT-s- OFDM QPSK_RB270@0	14.85
n77_50MHz_15kHz_3525MHz_CP-OFDM 16 QAM_RB270@0	12.83
n77_50MHz_15kHz_3525MHz_CP-OFDM 256 QAM_RB270@0	9.31
n77_50MHz_15kHz_3525MHz_CP-OFDM 64 QAM_RB270@0	12.36
n77_50MHz_15kHz_3525MHz_CP-OFDM QPSK_RB1@1	14.47
n77_50MHz_15kHz_3525MHz_CP-OFDM QPSK_RB1@268	14.19
n77_50MHz_15kHz_3525MHz_CP-OFDM QPSK_RB135@67	14.23
n77_50MHz_15kHz_3525MHz_CP-OFDM QPSK_RB270@0	12.86
n77_50MHz_15kHz_3525MHz_DFT-s- OFDM 16 QAM_RB270@0	13.89
n77_50MHz_15kHz_3525MHz_DFT-s- OFDM 256 QAM_RB270@0	11.50
n77_50MHz_15kHz_3525MHz_DFT-s- OFDM 64 QAM_RB270@0	13.25
n77_50MHz_15kHz_3525MHz_DFT-s- OFDM PI/2 BPSK_RB1@1	15.81
n77_50MHz_15kHz_3525MHz_DFT-s- OFDM PI/2 BPSK_RB1@268	15.51
n77_50MHz_15kHz_3525MHz_DFT-s- OFDM PI/2 BPSK_RB135@67	15.88
n77_50MHz_15kHz_3525MHz_DFT-s- OFDM PI/2 BPSK_RB270@0	15.48
n77_50MHz_15kHz_3525MHz_DFT-s- OFDM QPSK_RB1@1	15.98
n77_50MHz_15kHz_3525MHz_DFT-s- OFDM QPSK_RB1@268	15.56
n77_50MHz_15kHz_3525MHz_DFT-s- OFDM QPSK_RB135@67	15.86
n77_50MHz_15kHz_3525MHz_DFT-s- OFDM QPSK_RB270@0	15.02

5G NR n77 Upper:

Mode	Conducted Average Power(dBm)
n77_10MHz_15kHz_3705MHz_CP-OFDM 16 QAM_RB52@0	12.52
n77_10MHz_15kHz_3705MHz_CP-OFDM 256 QAM_RB52@0	8.75
n77_10MHz_15kHz_3705MHz_CP-OFDM 64 QAM_RB52@0	11.90
n77_10MHz_15kHz_3705MHz_CP-OFDM QPSK_RB1@1	13.65
n77_10MHz_15kHz_3705MHz_CP-OFDM QPSK_RB1@50	13.96
n77_10MHz_15kHz_3705MHz_CP-OFDM QPSK_RB26@13	13.81
n77_10MHz_15kHz_3705MHz_CP-OFDM QPSK_RB52@0	12.24
n77_10MHz_15kHz_3705MHz_DFT-s- OFDM 16 QAM_RB50@0	13.47
n77_10MHz_15kHz_3705MHz_DFT-s- OFDM 256 QAM_RB50@0	10.62
n77_10MHz_15kHz_3705MHz_DFT-s- OFDM 64 QAM_RB50@0	13.14
n77_10MHz_15kHz_3705MHz_DFT-s- OFDM PI/2 BPSK_RB1@1	15.47
n77_10MHz_15kHz_3705MHz_DFT-s- OFDM PI/2 BPSK_RB1@50	15.44
n77_10MHz_15kHz_3705MHz_DFT-s- OFDM PI/2 BPSK_RB25@12	15.37
n77_10MHz_15kHz_3705MHz_DFT-s- OFDM PI/2 BPSK_RB50@0	14.77
n77_10MHz_15kHz_3705MHz_DFT-s- OFDM QPSK_RB1@1	15.16
n77_10MHz_15kHz_3705MHz_DFT-s- OFDM QPSK_RB1@50	15.51
n77_10MHz_15kHz_3705MHz_DFT-s- OFDM QPSK_RB25@12	15.38
n77_10MHz_15kHz_3705MHz_DFT-s- OFDM QPSK_RB50@0	14.42
n77_10MHz_15kHz_3840MHz_CP-OFDM 16 QAM_RB52@0	12.60
n77_10MHz_15kHz_3840MHz_CP-OFDM 256 QAM_RB52@0	9.19
n77_10MHz_15kHz_3840MHz_CP-OFDM 64 QAM_RB52@0	12.11
n77_10MHz_15kHz_3840MHz_CP-OFDM QPSK_RB1@1	13.84
n77_10MHz_15kHz_3840MHz_CP-OFDM QPSK_RB1@50	13.95
n77_10MHz_15kHz_3840MHz_CP-OFDM QPSK_RB26@13	14.20
n77_10MHz_15kHz_3840MHz_CP-OFDM QPSK_RB52@0	12.72
n77_10MHz_15kHz_3840MHz_DFT-s- OFDM 16 QAM_RB50@0	13.56
n77_10MHz_15kHz_3840MHz_DFT-s- OFDM 256 QAM_RB50@0	11.17
n77_10MHz_15kHz_3840MHz_DFT-s- OFDM 64 QAM_RB50@0	13.16
n77_10MHz_15kHz_3840MHz_DFT-s- OFDM PI/2 BPSK_RB1@1	15.68
n77_10MHz_15kHz_3840MHz_DFT-s- OFDM PI/2 BPSK_RB1@50	15.53
n77_10MHz_15kHz_3840MHz_DFT-s- OFDM PI/2 BPSK_RB25@12	15.56
n77_10MHz_15kHz_3840MHz_DFT-s- OFDM PI/2 BPSK_RB50@0	15.10
n77_10MHz_15kHz_3840MHz_DFT-s- OFDM QPSK_RB1@1	15.35
n77_10MHz_15kHz_3840MHz_DFT-s- OFDM QPSK_RB1@50	15.56
n77_10MHz_15kHz_3840MHz_DFT-s- OFDM QPSK_RB25@12	15.59
n77_10MHz_15kHz_3840MHz_DFT-s- OFDM QPSK_RB50@0	14.68

Mode	Conducted Average Power(dBm)
n77_10MHz_15kHz_3975MHz_CP-OFDM 16 QAM_RB52@0	12.03
n77_10MHz_15kHz_3975MHz_CP-OFDM 256 QAM_RB52@0	8.45
n77_10MHz_15kHz_3975MHz_CP-OFDM 64 QAM_RB52@0	11.39
n77_10MHz_15kHz_3975MHz_CP-OFDM QPSK_RB1@1	13.43
n77_10MHz_15kHz_3975MHz_CP-OFDM QPSK_RB1@50	13.48
n77_10MHz_15kHz_3975MHz_CP-OFDM QPSK_RB26@13	13.39
n77_10MHz_15kHz_3975MHz_CP-OFDM QPSK_RB52@0	12.12
n77_10MHz_15kHz_3975MHz_DFT-s- OFDM 16 QAM_RB50@0	12.96
n77_10MHz_15kHz_3975MHz_DFT-s- OFDM 256 QAM_RB50@0	10.63
n77_10MHz_15kHz_3975MHz_DFT-s- OFDM 64 QAM_RB50@0	12.54
n77_10MHz_15kHz_3975MHz_DFT-s- OFDM PI/2 BPSK_RB1@1	15.13
n77_10MHz_15kHz_3975MHz_DFT-s- OFDM PI/2 BPSK_RB1@50	14.93
n77_10MHz_15kHz_3975MHz_DFT-s- OFDM PI/2 BPSK_RB25@12	15.16
n77_10MHz_15kHz_3975MHz_DFT-s- OFDM PI/2 BPSK_RB50@0	14.80
n77_10MHz_15kHz_3975MHz_DFT-s- OFDM QPSK_RB1@1	15.02
n77_10MHz_15kHz_3975MHz_DFT-s- OFDM QPSK_RB1@50	15.12
n77_10MHz_15kHz_3975MHz_DFT-s- OFDM QPSK_RB25@12	15.07
n77_10MHz_15kHz_3975MHz_DFT-s- OFDM QPSK_RB50@0	14.02
n77_10MHz_15kHz_3705MHz_CP- OFDM 16 QAM_RB79@0	12.52
n77_10MHz_15kHz_3705MHz_CP- OFDM 256 QAM_RB79@0	8.91
n77_10MHz_15kHz_3705MHz_CP- OFDM 64 QAM_RB79@0	11.75
n77_10MHz_15kHz_3705MHz_CP- OFDM QPSK_RB1@1	13.86
n77_10MHz_15kHz_3705MHz_CP- OFDM QPSK_RB1@77	13.65
n77_10MHz_15kHz_3705MHz_CP- OFDM QPSK_RB39@19	14.00
n77_10MHz_15kHz_3705MHz_CP- OFDM QPSK_RB79@0	12.39
n77_10MHz_15kHz_3705MHz_DFT-s- OFDM 16 QAM_RB75@0	13.36
n77_10MHz_15kHz_3705MHz_DFT-s- OFDM 256 QAM_RB75@0	10.86
n77_10MHz_15kHz_3705MHz_DFT-s- OFDM 64 QAM_RB75@0	12.92
n77_10MHz_15kHz_3705MHz_DFT-s- OFDM PI/2 BPSK_RB1@1	15.66
n77_10MHz_15kHz_3705MHz_DFT-s- OFDM PI/2 BPSK_RB1@77	15.53
n77_10MHz_15kHz_3705MHz_DFT-s- OFDM PI/2 BPSK_RB36@18	15.61
n77_10MHz_15kHz_3705MHz_DFT-s- OFDM PI/2 BPSK_RB75@0	15.05
n77_10MHz_15kHz_3705MHz_DFT-s- OFDM QPSK_RB1@1	15.48
n77_10MHz_15kHz_3705MHz_DFT-s- OFDM QPSK_RB1@77	15.29
n77_10MHz_15kHz_3705MHz_DFT-s- OFDM QPSK_RB36@18	15.53
n77_10MHz_15kHz_3705MHz_DFT-s- OFDM QPSK_RB75@0	14.40

Mode	Conducted Average Power(dBm)
n77_10MHz_15kHz_3840MHz_CP-OFDM_16_QAM_RB79@0	12.51
n77_10MHz_15kHz_3840MHz_CP-OFDM_256_QAM_RB79@0	8.96
n77_10MHz_15kHz_3840MHz_CP-OFDM_64_QAM_RB79@0	11.75
n77_10MHz_15kHz_3840MHz_CP-OFDM_QPSK_RB1@1	13.99
n77_10MHz_15kHz_3840MHz_CP-OFDM_QPSK_RB1@77	13.92
n77_10MHz_15kHz_3840MHz_CP-OFDM_QPSK_RB39@19	14.04
n77_10MHz_15kHz_3840MHz_CP-OFDM_QPSK_RB79@0	12.26
n77_10MHz_15kHz_3840MHz_DFT-s-OFDM_16_QAM_RB75@0	13.51
n77_10MHz_15kHz_3840MHz_DFT-s-OFDM_256_QAM_RB75@0	11.23
n77_10MHz_15kHz_3840MHz_DFT-s-OFDM_64_QAM_RB75@0	13.24
n77_10MHz_15kHz_3840MHz_DFT-s-OFDM_PI/2_BPSK_RB1@1	15.42
n77_10MHz_15kHz_3840MHz_DFT-s-OFDM_PI/2_BPSK_RB1@77	15.62
n77_10MHz_15kHz_3840MHz_DFT-s-OFDM_PI/2_BPSK_RB36@18	15.66
n77_10MHz_15kHz_3840MHz_DFT-s-OFDM_PI/2_BPSK_RB75@0	14.89
n77_10MHz_15kHz_3840MHz_DFT-s-OFDM_QPSK_RB1@1	15.30
n77_10MHz_15kHz_3840MHz_DFT-s-OFDM_QPSK_RB1@77	15.37
n77_10MHz_15kHz_3840MHz_DFT-s-OFDM_QPSK_RB36@18	15.49
n77_10MHz_15kHz_3840MHz_DFT-s-OFDM_QPSK_RB75@0	14.62
n77_10MHz_15kHz_3975MHz_CP-OFDM_16_QAM_RB79@0	12.02
n77_10MHz_15kHz_3975MHz_CP-OFDM_256_QAM_RB79@0	8.54
n77_10MHz_15kHz_3975MHz_CP-OFDM_64_QAM_RB79@0	11.63
n77_10MHz_15kHz_3975MHz_CP-OFDM_QPSK_RB1@1	13.39
n77_10MHz_15kHz_3975MHz_CP-OFDM_QPSK_RB1@77	13.42
n77_10MHz_15kHz_3975MHz_CP-OFDM_QPSK_RB39@19	13.57
n77_10MHz_15kHz_3975MHz_CP-OFDM_QPSK_RB79@0	12.15
n77_10MHz_15kHz_3975MHz_DFT-s-OFDM_16_QAM_RB75@0	13.11
n77_10MHz_15kHz_3975MHz_DFT-s-OFDM_256_QAM_RB75@0	10.60
n77_10MHz_15kHz_3975MHz_DFT-s-OFDM_64_QAM_RB75@0	12.66
n77_10MHz_15kHz_3975MHz_DFT-s-OFDM_PI/2_BPSK_RB1@1	15.17
n77_10MHz_15kHz_3975MHz_DFT-s-OFDM_PI/2_BPSK_RB1@77	15.25
n77_10MHz_15kHz_3975MHz_DFT-s-OFDM_PI/2_BPSK_RB36@18	15.10
n77_10MHz_15kHz_3975MHz_DFT-s-OFDM_PI/2_BPSK_RB75@0	14.42
n77_10MHz_15kHz_3975MHz_DFT-s-OFDM_QPSK_RB1@1	15.17
n77_10MHz_15kHz_3975MHz_DFT-s-OFDM_QPSK_RB1@77	15.04
n77_10MHz_15kHz_3975MHz_DFT-s-OFDM_QPSK_RB36@18	15.17
n77_10MHz_15kHz_3975MHz_DFT-s-OFDM_QPSK_RB75@0	14.14

Mode	Conducted Average Power(dBm)
n77_15MHz_15kHz_3707.5MHz_CP-OFDM 16 QAM_RB106@0	12.47
n77_15MHz_15kHz_3707.5MHz_CP-OFDM 256 QAM_RB106@0	9.12
n77_15MHz_15kHz_3707.5MHz_CP-OFDM 64 QAM_RB106@0	11.66
n77_15MHz_15kHz_3707.5MHz_CP-OFDM QPSK_RB1@1	13.99
n77_15MHz_15kHz_3707.5MHz_CP-OFDM QPSK_RB1@104	13.99
n77_15MHz_15kHz_3707.5MHz_CP-OFDM QPSK_RB106@0	13.76
n77_15MHz_15kHz_3707.5MHz_CP-OFDM QPSK_RB53@26	12.39
n77_15MHz_15kHz_3707.5MHz_DFT-s- OFDM 16 QAM_RB100@0	13.41
n77_15MHz_15kHz_3707.5MHz_DFT-s- OFDM 256 QAM_RB100@0	10.94
n77_15MHz_15kHz_3707.5MHz_DFT-s- OFDM 64 QAM_RB100@0	12.86
n77_15MHz_15kHz_3707.5MHz_DFT-s- OFDM PI/2 BPSK_RB1@1	15.26
n77_15MHz_15kHz_3707.5MHz_DFT-s- OFDM PI/2 BPSK_RB1@104	15.66
n77_15MHz_15kHz_3707.5MHz_DFT-s- OFDM PI/2 BPSK_RB100@0	15.63
n77_15MHz_15kHz_3707.5MHz_DFT-s- OFDM PI/2 BPSK_RB50@25	14.87
n77_15MHz_15kHz_3707.5MHz_DFT-s- OFDM QPSK_RB1@1	15.28
n77_15MHz_15kHz_3707.5MHz_DFT-s- OFDM QPSK_RB1@104	15.53
n77_15MHz_15kHz_3707.5MHz_DFT-s- OFDM QPSK_RB100@0	15.42
n77_15MHz_15kHz_3707.5MHz_DFT-s- OFDM QPSK_RB50@25	14.60
n77_15MHz_15kHz_3840MHz_CP-OFDM 16 QAM_RB106@0	12.52
n77_15MHz_15kHz_3840MHz_CP-OFDM 256 QAM_RB106@0	8.83
n77_15MHz_15kHz_3840MHz_CP-OFDM 64 QAM_RB106@0	12.15
n77_15MHz_15kHz_3840MHz_CP-OFDM QPSK_RB1@1	13.74
n77_15MHz_15kHz_3840MHz_CP-OFDM QPSK_RB1@104	14.13
n77_15MHz_15kHz_3840MHz_CP-OFDM QPSK_RB106@0	13.89
n77_15MHz_15kHz_3840MHz_CP-OFDM QPSK_RB53@26	12.49
n77_15MHz_15kHz_3840MHz_DFT-s- OFDM 16 QAM_RB100@0	13.46
n77_15MHz_15kHz_3840MHz_DFT-s- OFDM 256 QAM_RB100@0	11.10
n77_15MHz_15kHz_3840MHz_DFT-s- OFDM 64 QAM_RB100@0	12.80
n77_15MHz_15kHz_3840MHz_DFT-s- OFDM PI/2 BPSK_RB1@1	15.58
n77_15MHz_15kHz_3840MHz_DFT-s- OFDM PI/2 BPSK_RB1@104	15.58
n77_15MHz_15kHz_3840MHz_DFT-s- OFDM PI/2 BPSK_RB100@0	15.56
n77_15MHz_15kHz_3840MHz_DFT-s- OFDM PI/2 BPSK_RB50@25	15.20
n77_15MHz_15kHz_3840MHz_DFT-s- OFDM QPSK_RB1@1	15.53
n77_15MHz_15kHz_3840MHz_DFT-s- OFDM QPSK_RB1@104	15.38
n77_15MHz_15kHz_3840MHz_DFT-s- OFDM QPSK_RB100@0	15.38
n77_15MHz_15kHz_3840MHz_DFT-s- OFDM QPSK_RB50@25	14.57

Mode	Conducted Average Power(dBm)
n77_15MHz_15kHz_3972.5MHz_CP- OFDM 16 QAM_RB79@0	12.21
n77_15MHz_15kHz_3972.5MHz_CP- OFDM 256 QAM_RB79@0	8.67
n77_15MHz_15kHz_3972.5MHz_CP- OFDM 64 QAM_RB79@0	11.93
n77_15MHz_15kHz_3972.5MHz_CP- OFDM QPSK_RB1@1	13.70
n77_15MHz_15kHz_3972.5MHz_CP- OFDM QPSK_RB1@77	13.41
n77_15MHz_15kHz_3972.5MHz_CP- OFDM QPSK_RB39@19	13.74
n77_15MHz_15kHz_3972.5MHz_CP- OFDM QPSK_RB79@0	12.28
n77_15MHz_15kHz_3972.5MHz_DFT-s- OFDM 16 QAM_RB75@0	13.15
n77_15MHz_15kHz_3972.5MHz_DFT-s- OFDM 256 QAM_RB75@0	10.46
n77_15MHz_15kHz_3972.5MHz_DFT-s- OFDM 64 QAM_RB75@0	12.43
n77_15MHz_15kHz_3972.5MHz_DFT-s- OFDM PI/2 BPSK_RB1@1	14.83
n77_15MHz_15kHz_3972.5MHz_DFT-s- OFDM PI/2 BPSK_RB1@77	15.22
n77_15MHz_15kHz_3972.5MHz_DFT-s- OFDM PI/2 BPSK_RB36@18	15.26
n77_15MHz_15kHz_3972.5MHz_DFT-s- OFDM PI/2 BPSK_RB75@0	14.78
n77_15MHz_15kHz_3972.5MHz_DFT-s- OFDM QPSK_RB1@1	14.87
n77_15MHz_15kHz_3972.5MHz_DFT-s- OFDM QPSK_RB1@77	15.32
n77_15MHz_15kHz_3972.5MHz_DFT-s- OFDM QPSK_RB36@18	14.93
n77_15MHz_15kHz_3972.5MHz_DFT-s- OFDM QPSK_RB75@0	14.17
n77_15MHz_30kHz_3707.5MHz_CP- OFDM 16 QAM_RB38@0	12.30
n77_15MHz_30kHz_3707.5MHz_CP- OFDM 256 QAM_RB38@0	8.71
n77_15MHz_30kHz_3707.5MHz_CP- OFDM 64 QAM_RB38@0	11.81
n77_15MHz_30kHz_3707.5MHz_CP- OFDM QPSK_RB1@1	13.66
n77_15MHz_30kHz_3707.5MHz_CP- OFDM QPSK_RB1@36	13.86
n77_15MHz_30kHz_3707.5MHz_CP- OFDM QPSK_RB19@9	14.15
n77_15MHz_30kHz_3707.5MHz_CP- OFDM QPSK_RB38@0	12.37
n77_15MHz_30kHz_3707.5MHz_DFT-s- OFDM 16 QAM_RB36@0	13.73
n77_15MHz_30kHz_3707.5MHz_DFT-s- OFDM 256 QAM_RB36@0	10.88
n77_15MHz_30kHz_3707.5MHz_DFT-s- OFDM 64 QAM_RB36@0	13.00
n77_15MHz_30kHz_3707.5MHz_DFT-s- OFDM PI/2 BPSK_RB1@1	15.21
n77_15MHz_30kHz_3707.5MHz_DFT-s- OFDM PI/2 BPSK_RB1@36	15.44
n77_15MHz_30kHz_3707.5MHz_DFT-s- OFDM PI/2 BPSK_RB18@9	15.24
n77_15MHz_30kHz_3707.5MHz_DFT-s- OFDM PI/2 BPSK_RB36@0	14.86
n77_15MHz_30kHz_3707.5MHz_DFT-s- OFDM QPSK_RB1@1	15.29
n77_15MHz_30kHz_3707.5MHz_DFT-s- OFDM QPSK_RB1@36	15.35
n77_15MHz_30kHz_3707.5MHz_DFT-s- OFDM QPSK_RB18@9	15.20
n77_15MHz_30kHz_3707.5MHz_DFT-s- OFDM QPSK_RB36@0	14.32

Mode	Conducted Average Power(dBm)
n77_15MHz_30kHz_3840MHz_CP-OFDM 16 QAM_RB38@0	12.59
n77_15MHz_30kHz_3840MHz_CP-OFDM 256 QAM_RB38@0	8.96
n77_15MHz_30kHz_3840MHz_CP-OFDM 64 QAM_RB38@0	12.10
n77_15MHz_30kHz_3840MHz_CP-OFDM QPSK_RB1@1	13.64
n77_15MHz_30kHz_3840MHz_CP-OFDM QPSK_RB1@36	13.79
n77_15MHz_30kHz_3840MHz_CP-OFDM QPSK_RB19@9	13.77
n77_15MHz_30kHz_3840MHz_CP-OFDM QPSK_RB38@0	12.51
n77_15MHz_30kHz_3840MHz_DFT-s- OFDM 16 QAM_RB36@0	13.51
n77_15MHz_30kHz_3840MHz_DFT-s- OFDM 256 QAM_RB36@0	10.84
n77_15MHz_30kHz_3840MHz_DFT-s- OFDM 64 QAM_RB36@0	13.12
n77_15MHz_30kHz_3840MHz_DFT-s- OFDM PI/2 BPSK_RB1@1	15.59
n77_15MHz_30kHz_3840MHz_DFT-s- OFDM PI/2 BPSK_RB1@36	15.57
n77_15MHz_30kHz_3840MHz_DFT-s- OFDM PI/2 BPSK_RB18@9	15.52
n77_15MHz_30kHz_3840MHz_DFT-s- OFDM PI/2 BPSK_RB36@0	15.04
n77_15MHz_30kHz_3840MHz_DFT-s- OFDM QPSK_RB1@1	15.50
n77_15MHz_30kHz_3840MHz_DFT-s- OFDM QPSK_RB1@36	15.39
n77_15MHz_30kHz_3840MHz_DFT-s- OFDM QPSK_RB18@9	15.43
n77_15MHz_30kHz_3840MHz_DFT-s- OFDM QPSK_RB36@0	14.81
n77_15MHz_30kHz_3972.5MHz_CP- OFDM 16 QAM_RB38@0	12.19
n77_15MHz_30kHz_3972.5MHz_CP- OFDM 256 QAM_RB38@0	8.59
n77_15MHz_30kHz_3972.5MHz_CP- OFDM 64 QAM_RB38@0	11.43
n77_15MHz_30kHz_3972.5MHz_CP- OFDM QPSK_RB1@1	13.57
n77_15MHz_30kHz_3972.5MHz_CP- OFDM QPSK_RB1@36	13.39
n77_15MHz_30kHz_3972.5MHz_CP- OFDM QPSK_RB19@9	13.54
n77_15MHz_30kHz_3972.5MHz_CP- OFDM QPSK_RB38@0	12.06
n77_15MHz_30kHz_3972.5MHz_DFT-s- OFDM 16 QAM_RB36@0	13.11
n77_15MHz_30kHz_3972.5MHz_DFT-s- OFDM 256 QAM_RB36@0	10.65
n77_15MHz_30kHz_3972.5MHz_DFT-s- OFDM 64 QAM_RB36@0	12.61
n77_15MHz_30kHz_3972.5MHz_DFT-s- OFDM PI/2 BPSK_RB1@1	15.04
n77_15MHz_30kHz_3972.5MHz_DFT-s- OFDM PI/2 BPSK_RB1@36	15.13
n77_15MHz_30kHz_3972.5MHz_DFT-s- OFDM PI/2 BPSK_RB18@9	15.40
n77_15MHz_30kHz_3972.5MHz_DFT-s- OFDM PI/2 BPSK_RB36@0	14.50
n77_15MHz_30kHz_3972.5MHz_DFT-s- OFDM QPSK_RB1@1	15.00
n77_15MHz_30kHz_3972.5MHz_DFT-s- OFDM QPSK_RB1@36	14.82
n77_15MHz_30kHz_3972.5MHz_DFT-s- OFDM QPSK_RB18@9	15.19
n77_15MHz_30kHz_3972.5MHz_DFT-s- OFDM QPSK_RB36@0	14.15

Mode	Conducted Average Power(dBm)
n77_20MHz_15kHz_3710MHz_CP-OFDM 16 QAM_RB106@0	12.22
n77_20MHz_15kHz_3710MHz_CP-OFDM 256 QAM_RB106@0	8.89
n77_20MHz_15kHz_3710MHz_CP-OFDM 64 QAM_RB106@0	11.84
n77_20MHz_15kHz_3710MHz_CP-OFDM QPSK_RB1@1	13.73
n77_20MHz_15kHz_3710MHz_CP-OFDM QPSK_RB1@104	14.17
n77_20MHz_15kHz_3710MHz_CP-OFDM QPSK_RB106@0	12.45
n77_20MHz_15kHz_3710MHz_CP-OFDM QPSK_RB53@26	13.70
n77_20MHz_15kHz_3710MHz_DFT-s- OFDM 16 QAM_RB100@0	13.28
n77_20MHz_15kHz_3710MHz_DFT-s- OFDM 256 QAM_RB100@0	11.02
n77_20MHz_15kHz_3710MHz_DFT-s- OFDM 64 QAM_RB100@0	13.20
n77_20MHz_15kHz_3710MHz_DFT-s- OFDM PI/2 BPSK_RB1@1	15.53
n77_20MHz_15kHz_3710MHz_DFT-s- OFDM PI/2 BPSK_RB1@104	15.39
n77_20MHz_15kHz_3710MHz_DFT-s- OFDM PI/2 BPSK_RB100@0	14.95
n77_20MHz_15kHz_3710MHz_DFT-s- OFDM PI/2 BPSK_RB50@25	15.40
n77_20MHz_15kHz_3710MHz_DFT-s- OFDM QPSK_RB1@1	15.38
n77_20MHz_15kHz_3710MHz_DFT-s- OFDM QPSK_RB1@104	15.73
n77_20MHz_15kHz_3710MHz_DFT-s- OFDM QPSK_RB100@0	14.60
n77_20MHz_15kHz_3710MHz_DFT-s- OFDM QPSK_RB50@25	15.38
n77_20MHz_15kHz_3840MHz_CP-OFDM 16 QAM_RB106@0	12.34
n77_20MHz_15kHz_3840MHz_CP-OFDM 256 QAM_RB106@0	8.67
n77_20MHz_15kHz_3840MHz_CP-OFDM 64 QAM_RB106@0	11.88
n77_20MHz_15kHz_3840MHz_CP-OFDM QPSK_RB1@1	13.69
n77_20MHz_15kHz_3840MHz_CP-OFDM QPSK_RB1@104	13.92
n77_20MHz_15kHz_3840MHz_CP-OFDM QPSK_RB106@0	12.29
n77_20MHz_15kHz_3840MHz_CP-OFDM QPSK_RB53@26	13.92
n77_20MHz_15kHz_3840MHz_DFT-s- OFDM 16 QAM_RB100@0	13.43
n77_20MHz_15kHz_3840MHz_DFT-s- OFDM 256 QAM_RB100@0	10.73
n77_20MHz_15kHz_3840MHz_DFT-s- OFDM 64 QAM_RB100@0	12.92
n77_20MHz_15kHz_3840MHz_DFT-s- OFDM PI/2 BPSK_RB1@1	15.23
n77_20MHz_15kHz_3840MHz_DFT-s- OFDM PI/2 BPSK_RB1@104	15.61
n77_20MHz_15kHz_3840MHz_DFT-s- OFDM PI/2 BPSK_RB100@0	15.14
n77_20MHz_15kHz_3840MHz_DFT-s- OFDM PI/2 BPSK_RB50@25	15.55
n77_20MHz_15kHz_3840MHz_DFT-s- OFDM QPSK_RB1@1	15.32
n77_20MHz_15kHz_3840MHz_DFT-s- OFDM QPSK_RB1@104	15.31
n77_20MHz_15kHz_3840MHz_DFT-s- OFDM QPSK_RB100@0	14.42
n77_20MHz_15kHz_3840MHz_DFT-s- OFDM QPSK_RB50@25	15.57

Mode	Conducted Average Power(dBm)
n77_20MHz_15kHz_3970MHz_CP-OFDM 16 QAM_RB106@0	11.97
n77_20MHz_15kHz_3970MHz_CP-OFDM 256 QAM_RB106@0	8.58
n77_20MHz_15kHz_3970MHz_CP-OFDM 64 QAM_RB106@0	11.46
n77_20MHz_15kHz_3970MHz_CP-OFDM QPSK_RB1@1	13.32
n77_20MHz_15kHz_3970MHz_CP-OFDM QPSK_RB1@104	13.37
n77_20MHz_15kHz_3970MHz_CP-OFDM QPSK_RB106@0	11.94
n77_20MHz_15kHz_3970MHz_CP-OFDM QPSK_RB53@26	13.54
n77_20MHz_15kHz_3970MHz_DFT-s- OFDM 16 QAM_RB100@0	13.09
n77_20MHz_15kHz_3970MHz_DFT-s- OFDM 256 QAM_RB100@0	10.37
n77_20MHz_15kHz_3970MHz_DFT-s- OFDM 64 QAM_RB100@0	12.58
n77_20MHz_15kHz_3970MHz_DFT-s- OFDM PI/2 BPSK_RB1@1	15.11
n77_20MHz_15kHz_3970MHz_DFT-s- OFDM PI/2 BPSK_RB1@104	14.97
n77_20MHz_15kHz_3970MHz_DFT-s- OFDM PI/2 BPSK_RB100@0	14.45
n77_20MHz_15kHz_3970MHz_DFT-s- OFDM PI/2 BPSK_RB50@25	15.02
n77_20MHz_15kHz_3970MHz_DFT-s- OFDM QPSK_RB1@1	15.12
n77_20MHz_15kHz_3970MHz_DFT-s- OFDM QPSK_RB1@104	15.07
n77_20MHz_15kHz_3970MHz_DFT-s- OFDM QPSK_RB100@0	14.00
n77_20MHz_15kHz_3970MHz_DFT-s- OFDM QPSK_RB50@25	15.14
n77_20MHz_30kHz_3710MHz_CP-OFDM 16 QAM_RB51@0	12.24
n77_20MHz_30kHz_3710MHz_CP-OFDM 256 QAM_RB51@0	8.93
n77_20MHz_30kHz_3710MHz_CP-OFDM 64 QAM_RB51@0	11.94
n77_20MHz_30kHz_3710MHz_CP-OFDM QPSK_RB1@1	13.62
n77_20MHz_30kHz_3710MHz_CP-OFDM QPSK_RB1@49	13.66
n77_20MHz_30kHz_3710MHz_CP-OFDM QPSK_RB25@12	13.81
n77_20MHz_30kHz_3710MHz_CP-OFDM QPSK_RB51@0	12.31
n77_20MHz_30kHz_3710MHz_DFT-s- OFDM 16 QAM_RB50@0	13.29
n77_20MHz_30kHz_3710MHz_DFT-s- OFDM 256 QAM_RB50@0	10.82
n77_20MHz_30kHz_3710MHz_DFT-s- OFDM 64 QAM_RB50@0	12.79
n77_20MHz_30kHz_3710MHz_DFT-s- OFDM PI/2 BPSK_RB1@1	15.43
n77_20MHz_30kHz_3710MHz_DFT-s- OFDM PI/2 BPSK_RB1@49	15.62
n77_20MHz_30kHz_3710MHz_DFT-s- OFDM PI/2 BPSK_RB25@12	15.35
n77_20MHz_30kHz_3710MHz_DFT-s- OFDM PI/2 BPSK_RB50@0	14.91
n77_20MHz_30kHz_3710MHz_DFT-s- OFDM QPSK_RB1@1	15.30
n77_20MHz_30kHz_3710MHz_DFT-s- OFDM QPSK_RB1@49	15.28
n77_20MHz_30kHz_3710MHz_DFT-s- OFDM QPSK_RB25@12	15.31
n77_20MHz_30kHz_3710MHz_DFT-s- OFDM QPSK_RB50@0	14.46

Mode	Conducted Average Power(dBm)
n77_20MHz_30kHz_3840MHz_CP-OFDM 16 QAM_RB51@0	12.49
n77_20MHz_30kHz_3840MHz_CP-OFDM 256 QAM_RB51@0	9.09
n77_20MHz_30kHz_3840MHz_CP-OFDM 64 QAM_RB51@0	12.11
n77_20MHz_30kHz_3840MHz_CP-OFDM QPSK_RB1@1	14.10
n77_20MHz_30kHz_3840MHz_CP-OFDM QPSK_RB1@49	13.68
n77_20MHz_30kHz_3840MHz_CP-OFDM QPSK_RB25@12	13.97
n77_20MHz_30kHz_3840MHz_CP-OFDM QPSK_RB51@0	12.44
n77_20MHz_30kHz_3840MHz_DFT-s- OFDM 16 QAM_RB50@0	13.35
n77_20MHz_30kHz_3840MHz_DFT-s- OFDM 256 QAM_RB50@0	10.92
n77_20MHz_30kHz_3840MHz_DFT-s- OFDM 64 QAM_RB50@0	13.08
n77_20MHz_30kHz_3840MHz_DFT-s- OFDM PI/2 BPSK_RB1@1	15.47
n77_20MHz_30kHz_3840MHz_DFT-s- OFDM PI/2 BPSK_RB1@49	15.43
n77_20MHz_30kHz_3840MHz_DFT-s- OFDM PI/2 BPSK_RB25@12	15.45
n77_20MHz_30kHz_3840MHz_DFT-s- OFDM PI/2 BPSK_RB50@0	15.00
n77_20MHz_30kHz_3840MHz_DFT-s- OFDM QPSK_RB1@1	15.31
n77_20MHz_30kHz_3840MHz_DFT-s- OFDM QPSK_RB1@49	15.37
n77_20MHz_30kHz_3840MHz_DFT-s- OFDM QPSK_RB25@12	15.52
n77_20MHz_30kHz_3840MHz_DFT-s- OFDM QPSK_RB50@0	14.53
n77_20MHz_30kHz_3970MHz_CP-OFDM 16 QAM_RB51@0	12.04
n77_20MHz_30kHz_3970MHz_CP-OFDM 256 QAM_RB51@0	8.66
n77_20MHz_30kHz_3970MHz_CP-OFDM 64 QAM_RB51@0	11.87
n77_20MHz_30kHz_3970MHz_CP-OFDM QPSK_RB1@1	13.50
n77_20MHz_30kHz_3970MHz_CP-OFDM QPSK_RB1@49	13.32
n77_20MHz_30kHz_3970MHz_CP-OFDM QPSK_RB25@12	13.56
n77_20MHz_30kHz_3970MHz_CP-OFDM QPSK_RB51@0	12.17
n77_20MHz_30kHz_3970MHz_DFT-s- OFDM 16 QAM_RB50@0	13.14
n77_20MHz_30kHz_3970MHz_DFT-s- OFDM 256 QAM_RB50@0	10.59
n77_20MHz_30kHz_3970MHz_DFT-s- OFDM 64 QAM_RB50@0	12.60
n77_20MHz_30kHz_3970MHz_DFT-s- OFDM PI/2 BPSK_RB1@1	15.22
n77_20MHz_30kHz_3970MHz_DFT-s- OFDM PI/2 BPSK_RB1@49	15.06
n77_20MHz_30kHz_3970MHz_DFT-s- OFDM PI/2 BPSK_RB25@12	15.07
n77_20MHz_30kHz_3970MHz_DFT-s- OFDM PI/2 BPSK_RB50@0	14.76
n77_20MHz_30kHz_3970MHz_DFT-s- OFDM QPSK_RB1@1	14.98
n77_20MHz_30kHz_3970MHz_DFT-s- OFDM QPSK_RB1@49	15.17
n77_20MHz_30kHz_3970MHz_DFT-s- OFDM QPSK_RB25@12	15.13
n77_20MHz_30kHz_3970MHz_DFT-s- OFDM QPSK_RB50@0	14.34

Mode	Conducted Average Power(dBm)
n77_30MHz_15kHz_3715MHz_CP-OFDM 16 QAM_RB160@0	12.51
n77_30MHz_15kHz_3715MHz_CP-OFDM 256 QAM_RB160@0	9.13
n77_30MHz_15kHz_3715MHz_CP-OFDM 64 QAM_RB160@0	12.31
n77_30MHz_15kHz_3715MHz_CP-OFDM QPSK_RB1@1	12.37
n77_30MHz_15kHz_3715MHz_CP-OFDM QPSK_RB1@158	12.70
n77_30MHz_15kHz_3715MHz_CP-OFDM QPSK_RB160@0	12.71
n77_30MHz_15kHz_3715MHz_CP-OFDM QPSK_RB80@40	12.54
n77_30MHz_15kHz_3715MHz_DFT-s- OFDM 16 QAM_RB160@0	12.71
n77_30MHz_15kHz_3715MHz_DFT-s- OFDM 256 QAM_RB160@0	11.19
n77_30MHz_15kHz_3715MHz_DFT-s- OFDM 64 QAM_RB160@0	12.44
n77_30MHz_15kHz_3715MHz_DFT-s- OFDM PI/2 BPSK_RB1@1	15.28
n77_30MHz_15kHz_3715MHz_DFT-s- OFDM PI/2 BPSK_RB1@158	12.49
n77_30MHz_15kHz_3715MHz_DFT-s- OFDM PI/2 BPSK_RB160@0	12.60
n77_30MHz_15kHz_3715MHz_DFT-s- OFDM PI/2 BPSK_RB80@40	15.37
n77_30MHz_15kHz_3715MHz_DFT-s- OFDM QPSK_RB1@1	12.40
n77_30MHz_15kHz_3715MHz_DFT-s- OFDM QPSK_RB1@158	12.56
n77_30MHz_15kHz_3715MHz_DFT-s- OFDM QPSK_RB160@0	14.33
n77_30MHz_15kHz_3715MHz_DFT-s- OFDM QPSK_RB80@40	12.46
n77_30MHz_15kHz_3840MHz_CP-OFDM 16 QAM_RB160@0	13.15
n77_30MHz_15kHz_3840MHz_CP-OFDM 256 QAM_RB160@0	9.40
n77_30MHz_15kHz_3840MHz_CP-OFDM 64 QAM_RB160@0	12.55
n77_30MHz_15kHz_3840MHz_CP-OFDM QPSK_RB1@1	14.21
n77_30MHz_15kHz_3840MHz_CP-OFDM QPSK_RB1@158	14.35
n77_30MHz_15kHz_3840MHz_CP-OFDM QPSK_RB160@0	12.98
n77_30MHz_15kHz_3840MHz_CP-OFDM QPSK_RB80@40	14.45
n77_30MHz_15kHz_3840MHz_DFT-s- OFDM 16 QAM_RB160@0	14.00
n77_30MHz_15kHz_3840MHz_DFT-s- OFDM 256 QAM_RB160@0	11.46
n77_30MHz_15kHz_3840MHz_DFT-s- OFDM 64 QAM_RB160@0	13.49
n77_30MHz_15kHz_3840MHz_DFT-s- OFDM PI/2 BPSK_RB1@1	15.89
n77_30MHz_15kHz_3840MHz_DFT-s- OFDM PI/2 BPSK_RB1@158	16.24
n77_30MHz_15kHz_3840MHz_DFT-s- OFDM PI/2 BPSK_RB160@0	15.66
n77_30MHz_15kHz_3840MHz_DFT-s- OFDM PI/2 BPSK_RB80@40	15.87
n77_30MHz_15kHz_3840MHz_DFT-s- OFDM QPSK_RB1@1	15.73
n77_30MHz_15kHz_3840MHz_DFT-s- OFDM QPSK_RB1@158	15.86
n77_30MHz_15kHz_3840MHz_DFT-s- OFDM QPSK_RB160@0	15.09
n77_30MHz_15kHz_3840MHz_DFT-s- OFDM QPSK_RB80@40	15.93

Mode	Conducted Average Power(dBm)
n77_30MHz_15kHz_3965MHz_CP-OFDM 16 QAM_RB160@0	12.14
n77_30MHz_15kHz_3965MHz_CP-OFDM 256 QAM_RB160@0	8.29
n77_30MHz_15kHz_3965MHz_CP-OFDM 64 QAM_RB160@0	11.35
n77_30MHz_15kHz_3965MHz_CP-OFDM QPSK_RB1@1	12.02
n77_30MHz_15kHz_3965MHz_CP-OFDM QPSK_RB1@158	11.78
n77_30MHz_15kHz_3965MHz_CP-OFDM QPSK_RB160@0	12.12
n77_30MHz_15kHz_3965MHz_CP-OFDM QPSK_RB80@40	11.97
n77_30MHz_15kHz_3965MHz_DFT-s- OFDM 16 QAM_RB160@0	12.25
n77_30MHz_15kHz_3965MHz_DFT-s- OFDM 256 QAM_RB160@0	10.55
n77_30MHz_15kHz_3965MHz_DFT-s- OFDM 64 QAM_RB160@0	12.07
n77_30MHz_15kHz_3965MHz_DFT-s- OFDM PI/2 BPSK_RB1@1	12.31
n77_30MHz_15kHz_3965MHz_DFT-s- OFDM PI/2 BPSK_RB1@158	12.01
n77_30MHz_15kHz_3965MHz_DFT-s- OFDM PI/2 BPSK_RB160@0	12.29
n77_30MHz_15kHz_3965MHz_DFT-s- OFDM PI/2 BPSK_RB80@40	12.28
n77_30MHz_15kHz_3965MHz_DFT-s- OFDM QPSK_RB1@1	12.02
n77_30MHz_15kHz_3965MHz_DFT-s- OFDM QPSK_RB1@158	11.78
n77_30MHz_15kHz_3965MHz_DFT-s- OFDM QPSK_RB160@0	12.15
n77_30MHz_15kHz_3965MHz_DFT-s- OFDM QPSK_RB80@40	16.47
n77_40MHz_15kHz_3720MHz_CP-OFDMm 16 QAM_RB216@0	12.69
n77_40MHz_15kHz_3720MHz_CP-OFDM 256 QAM_RB216@0	8.95
n77_40MHz_15kHz_3720MHz_CP-OFDM 64 QAM_RB216@0	12.12
n77_40MHz_15kHz_3720MHz_CP-OFDM QPSK_RB1@1	13.55
n77_40MHz_15kHz_3720MHz_CP-OFDM QPSK_RB1@214	12.45
n77_40MHz_15kHz_3720MHz_CP-OFDM QPSK_RB108@54	13.89
n77_40MHz_15kHz_3720MHz_CP-OFDM QPSK_RB216@0	12.15
n77_40MHz_15kHz_3720MHz_DFT-s- OFDM 16 QAM_RB216@0	12.57
n77_40MHz_15kHz_3720MHz_DFT-s- OFDM 256 QAM_RB216@0	10.89
n77_40MHz_15kHz_3720MHz_DFT-s- OFDM 64 QAM_RB216@0	12.29
n77_40MHz_15kHz_3720MHz_DFT-s- OFDM PI/2 BPSK_RB1@1	15.08
n77_40MHz_15kHz_3720MHz_DFT-s- OFDM PI/2 BPSK_RB1@214	15.50
n77_40MHz_15kHz_3720MHz_DFT-s- OFDM PI/2 BPSK_RB108@54	15.44
n77_40MHz_15kHz_3720MHz_DFT-s- OFDM PI/2 BPSK_RB216@0	14.96
n77_40MHz_15kHz_3720MHz_DFT-s- OFDM QPSK_RB1@1	15.20
n77_40MHz_15kHz_3720MHz_DFT-s- OFDM QPSK_RB1@214	15.40
n77_40MHz_15kHz_3720MHz_DFT-s- OFDM QPSK_RB108@54	15.32
n77_40MHz_15kHz_3720MHz_DFT-s- OFDM QPSK_RB216@0	12.61

Mode	Conducted Average Power(dBm)
n77_40MHz_15kHz_3840MHz_CP-OFDM 16 QAM_RB216@0	12.36
n77_40MHz_15kHz_3840MHz_CP-OFDM 256 QAM_RB216@0	8.75
n77_40MHz_15kHz_3840MHz_CP-OFDM 64 QAM_RB216@0	11.85
n77_40MHz_15kHz_3840MHz_CP-OFDM QPSK_RB1@1	12.41
n77_40MHz_15kHz_3840MHz_CP-OFDM QPSK_RB1@214	13.87
n77_40MHz_15kHz_3840MHz_CP-OFDM QPSK_RB108@54	13.82
n77_40MHz_15kHz_3840MHz_CP-OFDM QPSK_RB216@0	12.29
n77_40MHz_15kHz_3840MHz_DFT-s- OFDM 16 QAM_RB216@0	12.40
n77_40MHz_15kHz_3840MHz_DFT-s- OFDM 256 QAM_RB216@0	10.92
n77_40MHz_15kHz_3840MHz_DFT-s- OFDM 64 QAM_RB216@0	12.28
n77_40MHz_15kHz_3840MHz_DFT-s- OFDM PI/2 BPSK_RB1@1	12.23
n77_40MHz_15kHz_3840MHz_DFT-s- OFDM PI/2 BPSK_RB1@214	12.52
n77_40MHz_15kHz_3840MHz_DFT-s- OFDM PI/2 BPSK_RB108@54	12.56
n77_40MHz_15kHz_3840MHz_DFT-s- OFDM PI/2 BPSK_RB216@0	12.41
n77_40MHz_15kHz_3840MHz_DFT-s- OFDM QPSK_RB1@1	12.30
n77_40MHz_15kHz_3840MHz_DFT-s- OFDM QPSK_RB1@214	12.57
n77_40MHz_15kHz_3840MHz_DFT-s- OFDM QPSK_RB108@54	12.43
n77_40MHz_15kHz_3840MHz_DFT-s- OFDM QPSK_RB216@0	12.22
n77_40MHz_15kHz_3960MHz_CP-OFDM 16 QAM_RB216@0	12.25
n77_40MHz_15kHz_3960MHz_CP-OFDM 256 QAM_RB216@0	8.72
n77_40MHz_15kHz_3960MHz_CP-OFDM 64 QAM_RB216@0	11.87
n77_40MHz_15kHz_3960MHz_CP-OFDM QPSK_RB1@1	12.29
n77_40MHz_15kHz_3960MHz_CP-OFDM QPSK_RB1@214	12.23
n77_40MHz_15kHz_3960MHz_CP-OFDM QPSK_RB108@54	12.15
n77_40MHz_15kHz_3960MHz_CP-OFDM QPSK_RB216@0	12.28
n77_40MHz_15kHz_3960MHz_DFT-s- OFDM 16 QAM_RB216@0	12.27
n77_40MHz_15kHz_3960MHz_DFT-s- OFDM 256 QAM_RB216@0	10.70
n77_40MHz_15kHz_3960MHz_DFT-s- OFDM 64 QAM_RB216@0	12.25
n77_40MHz_15kHz_3960MHz_DFT-s- OFDM PI/2 BPSK_RB1@1	12.27
n77_40MHz_15kHz_3960MHz_DFT-s- OFDM PI/2 BPSK_RB1@214	12.06
n77_40MHz_15kHz_3960MHz_DFT-s- OFDM PI/2 BPSK_RB108@54	12.32
n77_40MHz_15kHz_3960MHz_DFT-s- OFDM PI/2 BPSK_RB216@0	12.03
n77_40MHz_15kHz_3960MHz_DFT-s- OFDM QPSK_RB1@1	11.89
n77_40MHz_15kHz_3960MHz_DFT-s- OFDM QPSK_RB1@214	12.11
n77_40MHz_15kHz_3960MHz_DFT-s- OFDM QPSK_RB108@54	12.35
n77_40MHz_15kHz_3960MHz_DFT-s- OFDM QPSK_RB216@0	12.32

Mode	Conducted Average Power(dBm)
n77_40MHz_30kHz_3720MHz_CP-OFDM 16 QAM_RB106@0	12.5
n77_40MHz_30kHz_3720MHz_CP-OFDM 256 QAM_RB106@0	9.08
n77_40MHz_30kHz_3720MHz_CP-OFDM 64 QAM_RB106@0	12.16
n77_40MHz_30kHz_3720MHz_CP-OFDM QPSK_RB1@1	13.69
n77_40MHz_30kHz_3720MHz_CP-OFDM QPSK_RB1@104	14.16
n77_40MHz_30kHz_3720MHz_CP-OFDM QPSK_RB106@0	12.52
n77_40MHz_30kHz_3720MHz_CP-OFDM QPSK_RB53@26	14.15
n77_40MHz_30kHz_3720MHz_DFT-s- OFDM 16 QAM_RB100@0	13.67
n77_40MHz_30kHz_3720MHz_DFT-s- OFDM 256 QAM_RB100@0	11.07
n77_40MHz_30kHz_3720MHz_DFT-s- OFDM 64 QAM_RB100@0	13.13
n77_40MHz_30kHz_3720MHz_DFT-s- OFDM PI/2 BPSK_RB1@1	15.38
n77_40MHz_30kHz_3720MHz_DFT-s- OFDM PI/2 BPSK_RB1@104	15.69
n77_40MHz_30kHz_3720MHz_DFT-s- OFDM PI/2 BPSK_RB100@0	15.01
n77_40MHz_30kHz_3720MHz_DFT-s- OFDM PI/2 BPSK_RB50@25	15.56
n77_40MHz_30kHz_3720MHz_DFT-s- OFDM QPSK_RB1@1	15.37
n77_40MHz_30kHz_3720MHz_DFT-s- OFDM QPSK_RB1@104	15.71
n77_40MHz_30kHz_3720MHz_DFT-s- OFDM QPSK_RB100@0	14.6
n77_40MHz_30kHz_3720MHz_DFT-s- OFDM QPSK_RB50@25	15.51
n77_40MHz_30kHz_3840MHz_CP-OFDM 16 QAM_RB106@0	12.54
n77_40MHz_30kHz_3840MHz_CP-OFDM 256 QAM_RB106@0	8.88
n77_40MHz_30kHz_3840MHz_CP-OFDM 64 QAM_RB106@0	11.99
n77_40MHz_30kHz_3840MHz_CP-OFDM QPSK_RB1@1	13.75
n77_40MHz_30kHz_3840MHz_CP-OFDM QPSK_RB1@104	14.15
n77_40MHz_30kHz_3840MHz_CP-OFDM QPSK_RB106@0	12.35
n77_40MHz_30kHz_3840MHz_CP-OFDM QPSK_RB53@26	14.02
n77_40MHz_30kHz_3840MHz_DFT-s- OFDM 16 QAM_RB100@0	13.47
n77_40MHz_30kHz_3840MHz_DFT-s- OFDM 256 QAM_RB100@0	11
n77_40MHz_30kHz_3840MHz_DFT-s- OFDM 64 QAM_RB100@0	12.99
n77_40MHz_30kHz_3840MHz_DFT-s- OFDM PI/2 BPSK_RB1@1	15.77
n77_40MHz_30kHz_3840MHz_DFT-s- OFDM PI/2 BPSK_RB1@104	15.59
n77_40MHz_30kHz_3840MHz_DFT-s- OFDM PI/2 BPSK_RB100@0	15.23
n77_40MHz_30kHz_3840MHz_DFT-s- OFDM PI/2 BPSK_RB50@25	15.7
n77_40MHz_30kHz_3840MHz_DFT-s- OFDM QPSK_RB1@1	15.45
n77_40MHz_30kHz_3840MHz_DFT-s- OFDM QPSK_RB1@104	15.57
n77_40MHz_30kHz_3840MHz_DFT-s- OFDM QPSK_RB100@0	14.57
n77_40MHz_30kHz_3840MHz_DFT-s- OFDM QPSK_RB50@25	15.64

Mode	Conducted Average Power(dBm)
n77_40MHz_30kHz_3960MHz_CP-OFDM 16 QAM_RB106@0	12.03
n77_40MHz_30kHz_3960MHz_CP-OFDM 256 QAM_RB106@0	8.48
n77_40MHz_30kHz_3960MHz_CP-OFDM 64 QAM_RB106@0	11.63
n77_40MHz_30kHz_3960MHz_CP-OFDM QPSK_RB1@1	13.52
n77_40MHz_30kHz_3960MHz_CP-OFDM QPSK_RB1@104	13.4
n77_40MHz_30kHz_3960MHz_CP-OFDM QPSK_RB106@0	12.06
n77_40MHz_30kHz_3960MHz_CP-OFDM QPSK_RB53@26	13.6
n77_40MHz_30kHz_3960MHz_DFT-s-OFDM 16 QAM_RB100@0	13.08
n77_40MHz_30kHz_3960MHz_DFT-s-OFDM 256 QAM_RB100@0	10.49
n77_40MHz_30kHz_3960MHz_DFT-s-OFDM 64 QAM_RB100@0	12.55
n77_40MHz_30kHz_3960MHz_DFT-s-OFDM PI/2 BPSK_RB1@1	15.33
n77_40MHz_30kHz_3960MHz_DFT-s-OFDM PI/2 BPSK_RB1@104	15.11
n77_40MHz_30kHz_3960MHz_DFT-s-OFDM PI/2 BPSK_RB100@0	14.73
n77_40MHz_30kHz_3960MHz_DFT-s-OFDM PI/2 BPSK_RB50@25	15.19
n77_40MHz_30kHz_3960MHz_DFT-s-OFDM QPSK_RB1@1	15.14
n77_40MHz_30kHz_3960MHz_DFT-s-OFDM QPSK_RB1@104	15.12
n77_40MHz_30kHz_3960MHz_DFT-s-OFDM QPSK_RB100@0	14.05
n77_40MHz_30kHz_3960MHz_DFT-s-OFDM QPSK_RB50@25	15.03
n77_50MHz_15kHz_3725MHz_CP-OFDM 16 QAM_RB270@0	12.46
n77_50MHz_15kHz_3725MHz_CP-OFDM 256 QAM_RB270@0	9.24
n77_50MHz_15kHz_3725MHz_CP-OFDM 64 QAM_RB270@0	12.25
n77_50MHz_15kHz_3725MHz_CP-OFDM QPSK_RB1@1	12.69
n77_50MHz_15kHz_3725MHz_CP-OFDM QPSK_RB1@268	12.78
n77_50MHz_15kHz_3725MHz_CP-OFDM QPSK_RB135@67	12.66
n77_50MHz_15kHz_3725MHz_CP-OFDM QPSK_RB270@0	12.58
n77_50MHz_15kHz_3725MHz_DFT-s-OFDM 16 QAM_RB270@0	12.75
n77_50MHz_15kHz_3725MHz_DFT-s-OFDM 256 QAM_RB270@0	11.23
n77_50MHz_15kHz_3725MHz_DFT-s-OFDM 64 QAM_RB270@0	12.68
n77_50MHz_15kHz_3725MHz_DFT-s-OFDM PI/2 BPSK_RB1@1	12.62
n77_50MHz_15kHz_3725MHz_DFT-s-OFDM PI/2 BPSK_RB1@268	12.85
n77_50MHz_15kHz_3725MHz_DFT-s-OFDM PI/2 BPSK_RB135@67	12.86
n77_50MHz_15kHz_3725MHz_DFT-s-OFDM PI/2 BPSK_RB270@0	12.54
n77_50MHz_15kHz_3725MHz_DFT-s-OFDM QPSK_RB1@1	12.51
n77_50MHz_15kHz_3725MHz_DFT-s-OFDM QPSK_RB1@268	12.79
n77_50MHz_15kHz_3725MHz_DFT-s-OFDM QPSK_RB135@67	12.73
n77_50MHz_15kHz_3725MHz_DFT-s-OFDM QPSK_RB270@0	12.7

Mode	Conducted Average Power(dBm)
n77_50MHz_15kHz_3840MHz_CP-OFDM 16 QAM_RB270@0	12.52
n77_50MHz_15kHz_3840MHz_CP-OFDM 256 QAM_RB270@0	8.99
n77_50MHz_15kHz_3840MHz_CP-OFDM 64 QAM_RB270@0	11.96
n77_50MHz_15kHz_3840MHz_CP-OFDM QPSK_RB1@1	12.61
n77_50MHz_15kHz_3840MHz_CP-OFDM QPSK_RB1@268	12.37
n77_50MHz_15kHz_3840MHz_CP-OFDM QPSK_RB135@67	12.54
n77_50MHz_15kHz_3840MHz_CP-OFDM QPSK_RB270@0	12.41
n77_50MHz_15kHz_3840MHz_DFT-s- OFDM 16 QAM_RB270@0	12.76
n77_50MHz_15kHz_3840MHz_DFT-s- OFDM 256 QAM_RB270@0	11.18
n77_50MHz_15kHz_3840MHz_DFT-s- OFDM 64 QAM_RB270@0	12.63
n77_50MHz_15kHz_3840MHz_DFT-s- OFDM PI/2 BPSK_RB1@1	12.6
n77_50MHz_15kHz_3840MHz_DFT-s- OFDM PI/2 BPSK_RB1@268	12.53
n77_50MHz_15kHz_3840MHz_DFT-s- OFDM PI/2 BPSK_RB135@67	12.59
n77_50MHz_15kHz_3840MHz_DFT-s- OFDM PI/2 BPSK_RB270@0	12.6
n77_50MHz_15kHz_3840MHz_DFT-s- OFDM QPSK_RB1@1	15.39
n77_50MHz_15kHz_3840MHz_DFT-s- OFDM QPSK_RB1@268	12.52
n77_50MHz_15kHz_3840MHz_DFT-s- OFDM QPSK_RB135@67	12.59
n77_50MHz_15kHz_3840MHz_DFT-s- OFDM QPSK_RB270@0	12.57
n77_50MHz_15kHz_3955MHz_CP-OFDM 16 QAM_RB270@0	12.14
n77_50MHz_15kHz_3955MHz_CP-OFDM 256 QAM_RB270@0	8.59
n77_50MHz_15kHz_3955MHz_CP-OFDM 64 QAM_RB270@0	11.62
n77_50MHz_15kHz_3955MHz_CP-OFDM QPSK_RB1@1	12.4
n77_50MHz_15kHz_3955MHz_CP-OFDM QPSK_RB1@268	12.1
n77_50MHz_15kHz_3955MHz_CP-OFDM QPSK_RB135@67	12.28
n77_50MHz_15kHz_3955MHz_CP-OFDM QPSK_RB270@0	12.26
n77_50MHz_15kHz_3955MHz_DFT-s- OFDM 16 QAM_RB270@0	12.19
n77_50MHz_15kHz_3955MHz_DFT-s- OFDM 256 QAM_RB270@0	10.7
n77_50MHz_15kHz_3955MHz_DFT-s- OFDM 64 QAM_RB270@0	12.3
n77_50MHz_15kHz_3955MHz_DFT-s- OFDM PI/2 BPSK_RB1@1	12.41
n77_50MHz_15kHz_3955MHz_DFT-s- OFDM PI/2 BPSK_RB1@268	12.17
n77_50MHz_15kHz_3955MHz_DFT-s- OFDM PI/2 BPSK_RB135@67	12.3
n77_50MHz_15kHz_3955MHz_DFT-s- OFDM PI/2 BPSK_RB270@0	12.17
n77_50MHz_15kHz_3955MHz_DFT-s- OFDM QPSK_RB1@1	12.3
n77_50MHz_15kHz_3955MHz_DFT-s- OFDM QPSK_RB1@268	12.02
n77_50MHz_15kHz_3955MHz_DFT-s- OFDM QPSK_RB135@67	12.19
n77_50MHz_15kHz_3955MHz_DFT-s- OFDM QPSK_RB270@0	12.25

Mode	Conducted Average Power(dBm)
n77_50MHz_30kHz_3725MHz_CP-OFDM 16 QAM_RB133@0	12.42
n77_50MHz_30kHz_3725MHz_CP-OFDM 256 QAM_RB133@0	8.87
n77_50MHz_30kHz_3725MHz_CP-OFDM 64 QAM_RB133@0	11.97
n77_50MHz_30kHz_3725MHz_CP-OFDM QPSK_RB1@1	13.98
n77_50MHz_30kHz_3725MHz_CP-OFDM QPSK_RB1@131	13.97
n77_50MHz_30kHz_3725MHz_CP-OFDM QPSK_RB133@0	12.36
n77_50MHz_30kHz_3725MHz_CP-OFDM QPSK_RB67@33	14.23
n77_50MHz_30kHz_3725MHz_DFT-s- OFDM 16 QAM_RB128@0	13.58
n77_50MHz_30kHz_3725MHz_DFT-s- OFDM 256 QAM_RB128@0	11.06
n77_50MHz_30kHz_3725MHz_DFT-s- OFDM 64 QAM_RB128@0	13.08
n77_50MHz_30kHz_3725MHz_DFT-s- OFDM PI/2 BPSK_RB1@1	15.30
n77_50MHz_30kHz_3725MHz_DFT-s- OFDM PI/2 BPSK_RB1@131	15.65
n77_50MHz_30kHz_3725MHz_DFT-s- OFDM PI/2 BPSK_RB128@0	15.22
n77_50MHz_30kHz_3725MHz_DFT-s- OFDM PI/2 BPSK_RB64@32	15.57
n77_50MHz_30kHz_3725MHz_DFT-s- OFDM QPSK_RB1@1	15.24
n77_50MHz_30kHz_3725MHz_DFT-s- OFDM QPSK_RB1@131	15.73
n77_50MHz_30kHz_3725MHz_DFT-s- OFDM QPSK_RB128@0	14.47
n77_50MHz_30kHz_3725MHz_DFT-s- OFDM QPSK_RB64@32	15.57
n77_50MHz_30kHz_3840MHz_CP-OFDM 16 QAM_RB133@0	12.53
n77_50MHz_30kHz_3840MHz_CP-OFDM 256 QAM_RB133@0	8.92
n77_50MHz_30kHz_3840MHz_CP-OFDM 64 QAM_RB133@0	12.11
n77_50MHz_30kHz_3840MHz_CP-OFDM QPSK_RB1@1	13.80
n77_50MHz_30kHz_3840MHz_CP-OFDM QPSK_RB1@131	14.10
n77_50MHz_30kHz_3840MHz_CP-OFDM QPSK_RB133@0	12.40
n77_50MHz_30kHz_3840MHz_CP-OFDM QPSK_RB67@33	14.10
n77_50MHz_30kHz_3840MHz_DFT-s- OFDM 16 QAM_RB128@0	13.53
n77_50MHz_30kHz_3840MHz_DFT-s- OFDM 256 QAM_RB128@0	11.05
n77_50MHz_30kHz_3840MHz_DFT-s- OFDM 64 QAM_RB128@0	13.01
n77_50MHz_30kHz_3840MHz_DFT-s- OFDM PI/2 BPSK_RB1@1	15.46
n77_50MHz_30kHz_3840MHz_DFT-s- OFDM PI/2 BPSK_RB1@131	15.51
n77_50MHz_30kHz_3840MHz_DFT-s- OFDM PI/2 BPSK_RB128@0	14.91
n77_50MHz_30kHz_3840MHz_DFT-s- OFDM PI/2 BPSK_RB64@32	15.46
n77_50MHz_30kHz_3840MHz_DFT-s- OFDM QPSK_RB1@1	15.39
n77_50MHz_30kHz_3840MHz_DFT-s- OFDM QPSK_RB1@131	15.37
n77_50MHz_30kHz_3840MHz_DFT-s- OFDM QPSK_RB128@0	14.42
n77_50MHz_30kHz_3840MHz_DFT-s- OFDM QPSK_RB64@32	15.55

Mode	Conducted Average Power(dBm)
n77_50MHz_30kHz_3955MHz_CP-OFDM 16 QAM_RB133@0	12.30
n77_50MHz_30kHz_3955MHz_CP-OFDM 256 QAM_RB133@0	8.61
n77_50MHz_30kHz_3955MHz_CP-OFDM 64 QAM_RB133@0	11.74
n77_50MHz_30kHz_3955MHz_CP-OFDM QPSK_RB1@1	13.69
n77_50MHz_30kHz_3955MHz_CP-OFDM QPSK_RB1@131	13.64
n77_50MHz_30kHz_3955MHz_CP-OFDM QPSK_RB133@0	12.09
n77_50MHz_30kHz_3955MHz_CP-OFDM QPSK_RB67@33	13.81
n77_50MHz_30kHz_3955MHz_DFT-s- OFDM 16 QAM_RB128@0	13.26
n77_50MHz_30kHz_3955MHz_DFT-s- OFDM 256 QAM_RB128@0	10.75
n77_50MHz_30kHz_3955MHz_DFT-s- OFDM 64 QAM_RB128@0	12.69
n77_50MHz_30kHz_3955MHz_DFT-s- OFDM PI/2 BPSK_RB1@1	15.42
n77_50MHz_30kHz_3955MHz_DFT-s- OFDM PI/2 BPSK_RB1@131	15.34
n77_50MHz_30kHz_3955MHz_DFT-s- OFDM PI/2 BPSK_RB128@0	14.80
n77_50MHz_30kHz_3955MHz_DFT-s- OFDM PI/2 BPSK_RB64@32	15.34
n77_50MHz_30kHz_3955MHz_DFT-s- OFDM QPSK_RB1@1	15.23
n77_50MHz_30kHz_3955MHz_DFT-s- OFDM QPSK_RB1@131	15.12
n77_50MHz_30kHz_3955MHz_DFT-s- OFDM QPSK_RB128@0	14.19
n77_50MHz_30kHz_3955MHz_DFT-s- OFDM QPSK_RB64@32	15.36
n77_60MHz_30kHz_3730MHz_CP-OFDM 16 QAM_RB162@0	12.59
n77_60MHz_30kHz_3730MHz_CP-OFDM 256 QAM_RB162@0	8.97
n77_60MHz_30kHz_3730MHz_CP-OFDM 64 QAM_RB162@0	12.08
n77_60MHz_30kHz_3730MHz_CP-OFDM QPSK_RB1@1	13.56
n77_60MHz_30kHz_3730MHz_CP-OFDM QPSK_RB1@160	13.96
n77_60MHz_30kHz_3730MHz_CP-OFDM QPSK_RB162@0	12.62
n77_60MHz_30kHz_3730MHz_CP-OFDM QPSK_RB81@40	14.19
n77_60MHz_30kHz_3730MHz_DFT-s- OFDM 16 QAM_RB162@0	13.57
n77_60MHz_30kHz_3730MHz_DFT-s- OFDM 256 QAM_RB162@0	11.02
n77_60MHz_30kHz_3730MHz_DFT-s- OFDM 64 QAM_RB162@0	13.04
n77_60MHz_30kHz_3730MHz_DFT-s- OFDM PI/2 BPSK_RB1@1	15.55
n77_60MHz_30kHz_3730MHz_DFT-s- OFDM PI/2 BPSK_RB1@160	15.75
n77_60MHz_30kHz_3730MHz_DFT-s- OFDM PI/2 BPSK_RB162@0	14.99
n77_60MHz_30kHz_3730MHz_DFT-s- OFDM PI/2 BPSK_RB81@40	15.64
n77_60MHz_30kHz_3730MHz_DFT-s- OFDM QPSK_RB1@1	15.17
n77_60MHz_30kHz_3730MHz_DFT-s- OFDM QPSK_RB1@160	15.84
n77_60MHz_30kHz_3730MHz_DFT-s- OFDM QPSK_RB162@0	14.49
n77_60MHz_30kHz_3730MHz_DFT-s- OFDM QPSK_RB81@40	15.72

Mode	Conducted Average Power(dBm)
n77_60MHz_30kHz_3840MHz_CP-OFDM 16 QAM_RB162@0	12.53
n77_60MHz_30kHz_3840MHz_CP-OFDM 256 QAM_RB162@0	9.09
n77_60MHz_30kHz_3840MHz_CP-OFDM 64 QAM_RB162@0	12.03
n77_60MHz_30kHz_3840MHz_CP-OFDM QPSK_RB1@1	13.84
n77_60MHz_30kHz_3840MHz_CP-OFDM QPSK_RB1@160	13.80
n77_60MHz_30kHz_3840MHz_CP-OFDM QPSK_RB162@0	12.62
n77_60MHz_30kHz_3840MHz_CP-OFDM QPSK_RB81@40	14.23
n77_60MHz_30kHz_3840MHz_DFT-s-OFDM 16 QAM_RB162@0	13.54
n77_60MHz_30kHz_3840MHz_DFT-s-OFDM 256 QAM_RB162@0	11.14
n77_60MHz_30kHz_3840MHz_DFT-s-OFDM 64 QAM_RB162@0	13.07
n77_60MHz_30kHz_3840MHz_DFT-s-OFDM PI/2 BPSK_RB1@1	15.57
n77_60MHz_30kHz_3840MHz_DFT-s-OFDM PI/2 BPSK_RB1@160	15.59
n77_60MHz_30kHz_3840MHz_DFT-s-OFDM PI/2 BPSK_RB162@0	15.06
n77_60MHz_30kHz_3840MHz_DFT-s-OFDM PI/2 BPSK_RB81@40	15.63
n77_60MHz_30kHz_3840MHz_DFT-s-OFDM QPSK_RB1@1	15.47
n77_60MHz_30kHz_3840MHz_DFT-s-OFDM QPSK_RB1@160	15.27
n77_60MHz_30kHz_3840MHz_DFT-s-OFDM QPSK_RB162@0	14.63
n77_60MHz_30kHz_3840MHz_DFT-s-OFDM QPSK_RB81@40	15.60
n77_60MHz_30kHz_3950MHz_CP-OFDM 16 QAM_RB162@0	12.30
n77_60MHz_30kHz_3950MHz_CP-OFDM 256 QAM_RB162@0	8.68
n77_60MHz_30kHz_3950MHz_CP-OFDM 64 QAM_RB162@0	11.67
n77_60MHz_30kHz_3950MHz_CP-OFDM QPSK_RB1@1	14.00
n77_60MHz_30kHz_3950MHz_CP-OFDM QPSK_RB1@160	13.64
n77_60MHz_30kHz_3950MHz_CP-OFDM QPSK_RB162@0	12.25
n77_60MHz_30kHz_3950MHz_CP-OFDM QPSK_RB81@40	13.87
n77_60MHz_30kHz_3950MHz_DFT-s-OFDM 16 QAM_RB162@0	13.25
n77_60MHz_30kHz_3950MHz_DFT-s-OFDM 256 QAM_RB162@0	10.81
n77_60MHz_30kHz_3950MHz_DFT-s-OFDM 64 QAM_RB162@0	12.74
n77_60MHz_30kHz_3950MHz_DFT-s-OFDM PI/2 BPSK_RB1@1	15.44
n77_60MHz_30kHz_3950MHz_DFT-s-OFDM PI/2 BPSK_RB1@160	15.15
n77_60MHz_30kHz_3950MHz_DFT-s-OFDM PI/2 BPSK_RB162@0	14.85
n77_60MHz_30kHz_3950MHz_DFT-s-OFDM PI/2 BPSK_RB81@40	15.28
n77_60MHz_30kHz_3950MHz_DFT-s-OFDM QPSK_RB1@1	15.27
n77_60MHz_30kHz_3950MHz_DFT-s-OFDM QPSK_RB1@160	15.03
n77_60MHz_30kHz_3950MHz_DFT-s-OFDM QPSK_RB162@0	14.21
n77_60MHz_30kHz_3950MHz_DFT-s-OFDM QPSK_RB81@40	15.29

Mode	Conducted Average Power(dBm)
n77_80MHz_30kHz_3740MHz_CP-OFDM 16 QAM_RB217@0	12.47
n77_80MHz_30kHz_3740MHz_CP-OFDM 256 QAM_RB217@0	8.82
n77_80MHz_30kHz_3740MHz_CP-OFDM 64 QAM_RB217@0	11.9
n77_80MHz_30kHz_3740MHz_CP-OFDM QPSK_RB1@1	13.65
n77_80MHz_30kHz_3740MHz_CP-OFDM QPSK_RB1@215	14.15
n77_80MHz_30kHz_3740MHz_CP-OFDM QPSK_RB109@54	14.12
n77_80MHz_30kHz_3740MHz_CP-OFDM QPSK_RB217@0	12.32
n77_80MHz_30kHz_3740MHz_DFT-s- OFDM 16 QAM_RB216@0	13.67
n77_80MHz_30kHz_3740MHz_DFT-s- OFDM 256 QAM_RB216@0	10.9
n77_80MHz_30kHz_3740MHz_DFT-s- OFDM 64 QAM_RB216@0	13.09
n77_80MHz_30kHz_3740MHz_DFT-s- OFDM PI/2 BPSK_RB1@1	15.56
n77_80MHz_30kHz_3740MHz_DFT-s- OFDM PI/2 BPSK_RB1@215	15.66
n77_80MHz_30kHz_3740MHz_DFT-s- OFDM PI/2 BPSK_RB108@54	15.67
n77_80MHz_30kHz_3740MHz_DFT-s- OFDM PI/2 BPSK_RB216@0	15.17
n77_80MHz_30kHz_3740MHz_DFT-s- OFDM QPSK_RB1@1	15.29
n77_80MHz_30kHz_3740MHz_DFT-s- OFDM QPSK_RB1@215	15.48
n77_80MHz_30kHz_3740MHz_DFT-s- OFDM QPSK_RB108@54	15.71
n77_80MHz_30kHz_3740MHz_DFT-s- OFDM QPSK_RB216@0	14.47
n77_80MHz_30kHz_3840MHz_CP-OFDM 16 QAM_RB217@0	12.34
n77_80MHz_30kHz_3840MHz_CP-OFDM 256 QAM_RB217@0	8.82
n77_80MHz_30kHz_3840MHz_CP-OFDM 64 QAM_RB217@0	11.85
n77_80MHz_30kHz_3840MHz_CP-OFDM QPSK_RB1@1	13.88
n77_80MHz_30kHz_3840MHz_CP-OFDM QPSK_RB1@215	13.88
n77_80MHz_30kHz_3840MHz_CP-OFDM QPSK_RB109@54	13.99
n77_80MHz_30kHz_3840MHz_CP-OFDM QPSK_RB217@0	12.48
n77_80MHz_30kHz_3840MHz_DFT-s- OFDM 16 QAM_RB216@0	13.41
n77_80MHz_30kHz_3840MHz_DFT-s- OFDM 256 QAM_RB216@0	11.07
n77_80MHz_30kHz_3840MHz_DFT-s- OFDM 64 QAM_RB216@0	12.94
n77_80MHz_30kHz_3840MHz_DFT-s- OFDM PI/2 BPSK_RB1@1	15.59
n77_80MHz_30kHz_3840MHz_DFT-s- OFDM PI/2 BPSK_RB1@215	15.47
n77_80MHz_30kHz_3840MHz_DFT-s- OFDM PI/2 BPSK_RB108@54	15.57
n77_80MHz_30kHz_3840MHz_DFT-s- OFDM PI/2 BPSK_RB216@0	15.13
n77_80MHz_30kHz_3840MHz_DFT-s- OFDM QPSK_RB1@1	15.47
n77_80MHz_30kHz_3840MHz_DFT-s- OFDM QPSK_RB1@215	15.35
n77_80MHz_30kHz_3840MHz_DFT-s- OFDM QPSK_RB108@54	15.53
n77_80MHz_30kHz_3840MHz_DFT-s- OFDM QPSK_RB216@0	14.37

Mode	Conducted Average Power(dBm)
n77_80MHz_30kHz_3940MHz_CP-OFDM 16 QAM_RB217@0	12.14
n77_80MHz_30kHz_3940MHz_CP-OFDM 256 QAM_RB217@0	8.65
n77_80MHz_30kHz_3940MHz_CP-OFDM 64 QAM_RB217@0	11.67
n77_80MHz_30kHz_3940MHz_CP-OFDM QPSK_RB1@1	13.86
n77_80MHz_30kHz_3940MHz_CP-OFDM QPSK_RB1@215	13.66
n77_80MHz_30kHz_3940MHz_CP-OFDM QPSK_RB109@54	13.82
n77_80MHz_30kHz_3940MHz_CP-OFDM QPSK_RB217@0	12.2
n77_80MHz_30kHz_3940MHz_DFT-s- OFDM 16 QAM_RB216@0	13.11
n77_80MHz_30kHz_3940MHz_DFT-s- OFDM 256 QAM_RB216@0	10.7
n77_80MHz_30kHz_3940MHz_DFT-s- OFDM 64 QAM_RB216@0	12.68
n77_80MHz_30kHz_3940MHz_DFT-s- OFDM PI/2 BPSK_RB1@1	15.52
n77_80MHz_30kHz_3940MHz_DFT-s- OFDM PI/2 BPSK_RB1@215	15.11
n77_80MHz_30kHz_3940MHz_DFT-s- OFDM PI/2 BPSK_RB108@54	15.28
n77_80MHz_30kHz_3940MHz_DFT-s- OFDM PI/2 BPSK_RB216@0	14.81
n77_80MHz_30kHz_3940MHz_DFT-s- OFDM QPSK_RB1@1	15.37
n77_80MHz_30kHz_3940MHz_DFT-s- OFDM QPSK_RB1@215	15.03
n77_80MHz_30kHz_3940MHz_DFT-s- OFDM QPSK_RB108@54	15.23
n77_80MHz_30kHz_3940MHz_DFT-s- OFDM QPSK_RB216@0	14.3
n77_90MHz_30kHz_3745MHz_CP-OFDM 16 QAM_RB245@0	12.51
n77_90MHz_30kHz_3745MHz_CP-OFDM 256 QAM_RB245@0	8.86
n77_90MHz_30kHz_3745MHz_CP-OFDM 64 QAM_RB245@0	11.89
n77_90MHz_30kHz_3745MHz_CP-OFDM QPSK_RB1@1	13.67
n77_90MHz_30kHz_3745MHz_CP-OFDM QPSK_RB1@243	14.04
n77_90MHz_30kHz_3745MHz_CP-OFDM QPSK_RB123@61	14.09
n77_90MHz_30kHz_3745MHz_CP-OFDM QPSK_RB245@0	12.55
n77_90MHz_30kHz_3745MHz_DFT-s- OFDM 16 QAM_RB243@0	13.38
n77_90MHz_30kHz_3745MHz_DFT-s- OFDM 256 QAM_RB243@0	10.99
n77_90MHz_30kHz_3745MHz_DFT-s- OFDM 64 QAM_RB243@0	12.95
n77_90MHz_30kHz_3745MHz_DFT-s- OFDM PI/2 BPSK_RB1@1	15.47
n77_90MHz_30kHz_3745MHz_DFT-s- OFDM PI/2 BPSK_RB1@243	15.7
n77_90MHz_30kHz_3745MHz_DFT-s- OFDM PI/2 BPSK_RB120@60	15.69
n77_90MHz_30kHz_3745MHz_DFT-s- OFDM PI/2 BPSK_RB243@0	15.07
n77_90MHz_30kHz_3745MHz_DFT-s- OFDM QPSK_RB1@1	15.15
n77_90MHz_30kHz_3745MHz_DFT-s- OFDM QPSK_RB1@243	15.53
n77_90MHz_30kHz_3745MHz_DFT-s- OFDM QPSK_RB120@60	15.5
n77_90MHz_30kHz_3745MHz_DFT-s- OFDM QPSK_RB243@0	14.52

Mode	Conducted Average Power(dBm)
n77_90MHz_30kHz_3840MHz_CP-OFDM 16 QAM_RB245@0	12.37
n77_90MHz_30kHz_3840MHz_CP-OFDM 256 QAM_RB245@0	8.77
n77_90MHz_30kHz_3840MHz_CP-OFDM 64 QAM_RB245@0	11.77
n77_90MHz_30kHz_3840MHz_CP-OFDM QPSK_RB1@1	14.07
n77_90MHz_30kHz_3840MHz_CP-OFDM QPSK_RB1@243	13.87
n77_90MHz_30kHz_3840MHz_CP-OFDM QPSK_RB123@61	13.92
n77_90MHz_30kHz_3840MHz_CP-OFDM QPSK_RB245@0	12.5
n77_90MHz_30kHz_3840MHz_DFT-s- OFDM 16 QAM_RB243@0	13.35
n77_90MHz_30kHz_3840MHz_DFT-s- OFDM 256 QAM_RB243@0	10.87
n77_90MHz_30kHz_3840MHz_DFT-s- OFDM 64 QAM_RB243@0	12.88
n77_90MHz_30kHz_3840MHz_DFT-s- OFDM PI/2 BPSK_RB1@1	15.56
n77_90MHz_30kHz_3840MHz_DFT-s- OFDM PI/2 BPSK_RB1@243	15.53
n77_90MHz_30kHz_3840MHz_DFT-s- OFDM PI/2 BPSK_RB120@60	15.55
n77_90MHz_30kHz_3840MHz_DFT-s- OFDM PI/2 BPSK_RB243@0	14.84
n77_90MHz_30kHz_3840MHz_DFT-s- OFDM QPSK_RB1@1	15.35
n77_90MHz_30kHz_3840MHz_DFT-s- OFDM QPSK_RB1@243	15.53
n77_90MHz_30kHz_3840MHz_DFT-s- OFDM QPSK_RB120@60	15.69
n77_90MHz_30kHz_3840MHz_DFT-s- OFDM QPSK_RB243@0	14.51
n77_90MHz_30kHz_3935MHz_CP-OFDM 16 QAM_RB245@0	12.15
n77_90MHz_30kHz_3935MHz_CP-OFDM 256 QAM_RB245@0	8.64
n77_90MHz_30kHz_3935MHz_CP-OFDM 64 QAM_RB245@0	11.64
n77_90MHz_30kHz_3935MHz_CP-OFDM QPSK_RB1@1	13.82
n77_90MHz_30kHz_3935MHz_CP-OFDM QPSK_RB1@243	13.51
n77_90MHz_30kHz_3935MHz_CP-OFDM QPSK_RB123@61	13.74
n77_90MHz_30kHz_3935MHz_CP-OFDM QPSK_RB245@0	12.22
n77_90MHz_30kHz_3935MHz_DFT-s- OFDM 16 QAM_RB243@0	13.3
n77_90MHz_30kHz_3935MHz_DFT-s- OFDM 256 QAM_RB243@0	10.77
n77_90MHz_30kHz_3935MHz_DFT-s- OFDM 64 QAM_RB243@0	12.77
n77_90MHz_30kHz_3935MHz_DFT-s- OFDM PI/2 BPSK_RB1@1	15.38
n77_90MHz_30kHz_3935MHz_DFT-s- OFDM PI/2 BPSK_RB1@243	15.08
n77_90MHz_30kHz_3935MHz_DFT-s- OFDM PI/2 BPSK_RB120@60	15.2
n77_90MHz_30kHz_3935MHz_DFT-s- OFDM PI/2 BPSK_RB243@0	14.82
n77_90MHz_30kHz_3935MHz_DFT-s- OFDM QPSK_RB1@1	15.29
n77_90MHz_30kHz_3935MHz_DFT-s- OFDM QPSK_RB1@243	15.13
n77_90MHz_30kHz_3935MHz_DFT-s- OFDM QPSK_RB120@60	15.14
n77_90MHz_30kHz_3935MHz_DFT-s- OFDM QPSK_RB243@0	14.27

Mode	Conducted Average Power(dBm)
n77_100MHz_30kHz_3750MHz_CP- OFDM 16 QAM_RB273@0	12.61
n77_100MHz_30kHz_3750MHz_CP- OFDM 256 QAM_RB273@0	9.15
n77_100MHz_30kHz_3750MHz_CP- OFDM 64 QAM_RB273@0	12.05
n77_100MHz_30kHz_3750MHz_CP- OFDM QPSK_RB1@1	13.79
n77_100MHz_30kHz_3750MHz_CP- OFDM QPSK_RB1@271	13.91
n77_100MHz_30kHz_3750MHz_CP- OFDM QPSK_RB137@68	14.24
n77_100MHz_30kHz_3750MHz_CP- OFDM QPSK_RB273@0	12.63
n77_100MHz_30kHz_3750MHz_DFT-s- OFDM 16 QAM_RB270@0	13.69
n77_100MHz_30kHz_3750MHz_DFT-s- OFDM 256 QAM_RB270@0	11.29
n77_100MHz_30kHz_3750MHz_DFT-s- OFDM 64 QAM_RB270@0	13.1
n77_100MHz_30kHz_3750MHz_DFT-s- OFDM PI/2 BPSK_RB1@1	15.37
n77_100MHz_30kHz_3750MHz_DFT-s- OFDM PI/2 BPSK_RB1@271	15.45
n77_100MHz_30kHz_3750MHz_DFT-s- OFDM PI/2 BPSK_RB135@67	15.65
n77_100MHz_30kHz_3750MHz_DFT-s- OFDM PI/2 BPSK_RB270@0	15.18
n77_100MHz_30kHz_3750MHz_DFT-s- OFDM QPSK_RB1@1	15.37
n77_100MHz_30kHz_3750MHz_DFT-s- OFDM QPSK_RB1@271	15.52
n77_100MHz_30kHz_3750MHz_DFT-s- OFDM QPSK_RB135@67	15.8
n77_100MHz_30kHz_3750MHz_DFT-s- OFDM QPSK_RB270@0	14.6
n77_100MHz_30kHz_3840MHz_CP- OFDM 16 QAM_RB273@0	12.58
n77_100MHz_30kHz_3840MHz_CP- OFDM 256 QAM_RB273@0	9.05
n77_100MHz_30kHz_3840MHz_CP- OFDM 64 QAM_RB273@0	12.11
n77_100MHz_30kHz_3840MHz_CP- OFDM QPSK_RB1@1	14.14
n77_100MHz_30kHz_3840MHz_CP- OFDM QPSK_RB1@271	14.02
n77_100MHz_30kHz_3840MHz_CP- OFDM QPSK_RB137@68	14.26
n77_100MHz_30kHz_3840MHz_CP- OFDM QPSK_RB273@0	12.56
n77_100MHz_30kHz_3840MHz_DFT-s- OFDM 16 QAM_RB270@0	13.55
n77_100MHz_30kHz_3840MHz_DFT-s- OFDM 256 QAM_RB270@0	11.12
n77_100MHz_30kHz_3840MHz_DFT-s- OFDM 64 QAM_RB270@0	13.1
n77_100MHz_30kHz_3840MHz_DFT-s- OFDM PI/2 BPSK_RB1@1	15.63
n77_100MHz_30kHz_3840MHz_DFT-s- OFDM PI/2 BPSK_RB1@271	15.55
n77_100MHz_30kHz_3840MHz_DFT-s- OFDM PI/2 BPSK_RB135@67	15.68
n77_100MHz_30kHz_3840MHz_DFT-s- OFDM PI/2 BPSK_RB270@0	15.02
n77_100MHz_30kHz_3840MHz_DFT-s- OFDM QPSK_RB1@1	15.65
n77_100MHz_30kHz_3840MHz_DFT-s- OFDM QPSK_RB1@271	15.54
n77_100MHz_30kHz_3840MHz_DFT-s- OFDM QPSK_RB135@67	15.83
n77_100MHz_30kHz_3840MHz_DFT-s- OFDM QPSK_RB270@0	14.64

Mode	Conducted Average Power(dBm)
n77_100MHz_30kHz_3930MHz_CP- OFDM 16 QAM_RB273@0	12.31
n77_100MHz_30kHz_3930MHz_CP- OFDM 256 QAM_RB273@0	8.78
n77_100MHz_30kHz_3930MHz_CP- OFDM 64 QAM_RB273@0	11.76
n77_100MHz_30kHz_3930MHz_CP- OFDM QPSK_RB1@1	13.86
n77_100MHz_30kHz_3930MHz_CP- OFDM QPSK_RB1@271	13.5
n77_100MHz_30kHz_3930MHz_CP- OFDM QPSK_RB137@68	13.83
n77_100MHz_30kHz_3930MHz_CP- OFDM QPSK_RB273@0	12.35
n77_100MHz_30kHz_3930MHz_DFT-s- OFDM 16 QAM_RB270@0	13.5
n77_100MHz_30kHz_3930MHz_DFT-s- OFDM 256 QAM_RB270@0	10.93
n77_100MHz_30kHz_3930MHz_DFT-s- OFDM 64 QAM_RB270@0	13.12
n77_100MHz_30kHz_3930MHz_DFT-s- OFDM PI/2 BPSK_RB1@1	15.66
n77_100MHz_30kHz_3930MHz_DFT-s- OFDM PI/2 BPSK_RB1@271	15.32
n77_100MHz_30kHz_3930MHz_DFT-s- OFDM PI/2 BPSK_RB135@67	15.59
n77_100MHz_30kHz_3930MHz_DFT-s- OFDM PI/2 BPSK_RB270@0	15.08
n77_100MHz_30kHz_3930MHz_DFT-s- OFDM QPSK_RB1@1	15.68
n77_100MHz_30kHz_3930MHz_DFT-s- OFDM QPSK_RB1@271	15.18
n77_100MHz_30kHz_3930MHz_DFT-s- OFDM QPSK_RB135@67	15.62
n77_100MHz_30kHz_3930MHz_DFT-s- OFDM QPSK_RB270@0	14.45

5G NR n78:

Mode	Conducted Average Power(dBm)
n78_10MHz_15kHz_3455MHz_CP-OFDM 16 QAM_RB52@0	12.94
n78_10MHz_15kHz_3455MHz_CP-OFDM 256 QAM_RB52@0	8.87
n78_10MHz_15kHz_3455MHz_CP-OFDM 64 QAM_RB52@0	11.93
n78_10MHz_15kHz_3455MHz_CP-OFDM QPSK_RB1@1	14.24
n78_10MHz_15kHz_3455MHz_CP-OFDM QPSK_RB1@50	14.36
n78_10MHz_15kHz_3455MHz_CP-OFDM QPSK_RB26@13	14.23
n78_10MHz_15kHz_3455MHz_CP-OFDM QPSK_RB52@0	12.74
n78_10MHz_15kHz_3455MHz_DFT-s- OFDM 16 QAM_RB50@0	13.71
n78_10MHz_15kHz_3455MHz_DFT-s- OFDM 256 QAM_RB50@0	11.36
n78_10MHz_15kHz_3455MHz_DFT-s- OFDM 64 QAM_RB50@0	13.24
n78_10MHz_15kHz_3455MHz_DFT-s- OFDM PI/2 BPSK_RB1@1	15.76
n78_10MHz_15kHz_3455MHz_DFT-s- OFDM PI/2 BPSK_RB1@50	15.77
n78_10MHz_15kHz_3455MHz_DFT-s- OFDM PI/2 BPSK_RB25@12	16.02
n78_10MHz_15kHz_3455MHz_DFT-s- OFDM PI/2 BPSK_RB50@0	15.39
n78_10MHz_15kHz_3455MHz_DFT-s- OFDM QPSK_RB1@1	15.77
n78_10MHz_15kHz_3455MHz_DFT-s- OFDM QPSK_RB1@50	15.67
n78_10MHz_15kHz_3455MHz_DFT-s- OFDM QPSK_RB25@12	15.74
n78_10MHz_15kHz_3455MHz_DFT-s- OFDM QPSK_RB50@0	14.56
n78_10MHz_15kHz_3500MHz_CP-OFDM 16 QAM_RB52@0	13.07
n78_10MHz_15kHz_3500MHz_CP-OFDM 256 QAM_RB52@0	9.56
n78_10MHz_15kHz_3500MHz_CP-OFDM 64 QAM_RB52@0	12.55
n78_10MHz_15kHz_3500MHz_CP-OFDM QPSK_RB1@1	14.18
n78_10MHz_15kHz_3500MHz_CP-OFDM QPSK_RB1@50	14.45
n78_10MHz_15kHz_3500MHz_CP-OFDM QPSK_RB26@13	14.48
n78_10MHz_15kHz_3500MHz_CP-OFDM QPSK_RB52@0	12.83
n78_10MHz_15kHz_3500MHz_DFT-s- OFDM 16 QAM_RB50@0	13.8
n78_10MHz_15kHz_3500MHz_DFT-s- OFDM 256 QAM_RB50@0	11.2
n78_10MHz_15kHz_3500MHz_DFT-s- OFDM 64 QAM_RB50@0	13.2
n78_10MHz_15kHz_3500MHz_DFT-s- OFDM PI/2 BPSK_RB1@1	15.62
n78_10MHz_15kHz_3500MHz_DFT-s- OFDM PI/2 BPSK_RB1@50	15.62
n78_10MHz_15kHz_3500MHz_DFT-s- OFDM PI/2 BPSK_RB25@12	15.68
n78_10MHz_15kHz_3500MHz_DFT-s- OFDM PI/2 BPSK_RB50@0	15.14
n78_10MHz_15kHz_3500MHz_DFT-s- OFDM QPSK_RB1@1	15.58
n78_10MHz_15kHz_3500MHz_DFT-s- OFDM QPSK_RB1@50	15.67
n78_10MHz_15kHz_3500MHz_DFT-s- OFDM QPSK_RB25@12	15.91
n78_10MHz_15kHz_3500MHz_DFT-s- OFDM QPSK_RB50@0	14.66

Mode	Conducted Average Power(dBm)
n78_10MHz_15kHz_3545MHz_CP-OFDM 16 QAM_RB52@0	12.65
n78_10MHz_15kHz_3545MHz_CP-OFDM 256 QAM_RB52@0	9.14
n78_10MHz_15kHz_3545MHz_CP-OFDM 64 QAM_RB52@0	12.31
n78_10MHz_15kHz_3545MHz_CP-OFDM QPSK_RB1@1	14.28
n78_10MHz_15kHz_3545MHz_CP-OFDM QPSK_RB1@50	13.83
n78_10MHz_15kHz_3545MHz_CP-OFDM QPSK_RB26@13	14.23
n78_10MHz_15kHz_3545MHz_CP-OFDM QPSK_RB52@0	12.71
n78_10MHz_15kHz_3545MHz_DFT-s- OFDM 16 QAM_RB50@0	13.72
n78_10MHz_15kHz_3545MHz_DFT-s- OFDM 256 QAM_RB50@0	11.24
n78_10MHz_15kHz_3545MHz_DFT-s- OFDM 64 QAM_RB50@0	13.21
n78_10MHz_15kHz_3545MHz_DFT-s- OFDM PI/2 BPSK_RB1@1	15.86
n78_10MHz_15kHz_3545MHz_DFT-s- OFDM PI/2 BPSK_RB1@50	15.69
n78_10MHz_15kHz_3545MHz_DFT-s- OFDM PI/2 BPSK_RB25@12	15.71
n78_10MHz_15kHz_3545MHz_DFT-s- OFDM PI/2 BPSK_RB50@0	15.1
n78_10MHz_15kHz_3545MHz_DFT-s- OFDM QPSK_RB1@1	15.61
n78_10MHz_15kHz_3545MHz_DFT-s- OFDM QPSK_RB1@50	15.62
n78_10MHz_15kHz_3545MHz_DFT-s- OFDM QPSK_RB25@12	15.7
n78_10MHz_15kHz_3545MHz_DFT-s- OFDM QPSK_RB50@0	14.61
n78_15MHz_15kHz_3457.5MHz_CP-OFDM 16 QAM_RB106@0	12.74
n78_15MHz_15kHz_3457.5MHz_CP-OFDM 256 QAM_RB106@0	9.33
n78_15MHz_15kHz_3457.5MHz_CP-OFDM 64 QAM_RB106@0	12.22
n78_15MHz_15kHz_3457.5MHz_CP-OFDM QPSK_RB1@1	14.33
n78_15MHz_15kHz_3457.5MHz_CP-OFDM QPSK_RB1@104	14.19
n78_15MHz_15kHz_3457.5MHz_CP-OFDM QPSK_RB106@0	14.29
n78_15MHz_15kHz_3457.5MHz_CP-OFDM QPSK_RB53@26	12.93
n78_15MHz_15kHz_3457.5MHz_DFT-s- OFDM 16 QAM_RB100@0	13.81
n78_15MHz_15kHz_3457.5MHz_DFT-s- OFDM 256 QAM_RB100@0	11.23
n78_15MHz_15kHz_3457.5MHz_DFT-s- OFDM 64 QAM_RB100@0	13.4
n78_15MHz_15kHz_3457.5MHz_DFT-s- OFDM PI/2 BPSK_RB1@1	15.8
n78_15MHz_15kHz_3457.5MHz_DFT-s- OFDM PI/2 BPSK_RB1@104	16.03
n78_15MHz_15kHz_3457.5MHz_DFT-s- OFDM PI/2 BPSK_RB100@0	15.8
n78_15MHz_15kHz_3457.5MHz_DFT-s- OFDM PI/2 BPSK_RB50@25	15.36
n78_15MHz_15kHz_3457.5MHz_DFT-s- OFDM QPSK_RB1@1	15.72
n78_15MHz_15kHz_3457.5MHz_DFT-s- OFDM QPSK_RB1@104	15.7
n78_15MHz_15kHz_3457.5MHz_DFT-s- OFDM QPSK_RB100@0	15.88
n78_15MHz_15kHz_3457.5MHz_DFT-s- OFDM QPSK_RB50@25	14.92

Mode	Conducted Average Power(dBm)
n78_15MHz_15kHz_3500MHz_CP-OFDM 16 QAM_RB106@0	12.71
n78_15MHz_15kHz_3500MHz_CP-OFDM 256 QAM_RB106@0	9.28
n78_15MHz_15kHz_3500MHz_CP-OFDM 64 QAM_RB106@0	12.24
n78_15MHz_15kHz_3500MHz_CP-OFDM QPSK_RB1@1	14.12
n78_15MHz_15kHz_3500MHz_CP-OFDM QPSK_RB1@104	14.34
n78_15MHz_15kHz_3500MHz_CP-OFDM QPSK_RB106@0	14.47
n78_15MHz_15kHz_3500MHz_CP-OFDM QPSK_RB53@26	12.91
n78_15MHz_15kHz_3500MHz_DFT-s- OFDM 16 QAM_RB100@0	13.96
n78_15MHz_15kHz_3500MHz_DFT-s- OFDM 256 QAM_RB100@0	11.4
n78_15MHz_15kHz_3500MHz_DFT-s- OFDM 64 QAM_RB100@0	13.41
n78_15MHz_15kHz_3500MHz_DFT-s- OFDM PI/2 BPSK_RB1@1	15.89
n78_15MHz_15kHz_3500MHz_DFT-s- OFDM PI/2 BPSK_RB1@104	15.85
n78_15MHz_15kHz_3500MHz_DFT-s- OFDM PI/2 BPSK_RB100@0	15.88
n78_15MHz_15kHz_3500MHz_DFT-s- OFDM PI/2 BPSK_RB50@25	15.31
n78_15MHz_15kHz_3500MHz_DFT-s- OFDM QPSK_RB1@1	15.78
n78_15MHz_15kHz_3500MHz_DFT-s- OFDM QPSK_RB1@104	15.69
n78_15MHz_15kHz_3500MHz_DFT-s- OFDM QPSK_RB100@0	15.76
n78_15MHz_15kHz_3500MHz_DFT-s- OFDM QPSK_RB50@25	14.84
n78_15MHz_15kHz_3542.5MHz_CP- OFDM 16 QAM_RB79@0	12.68
n78_15MHz_15kHz_3542.5MHz_CP- OFDM 256 QAM_RB79@0	8.97
n78_15MHz_15kHz_3542.5MHz_CP- OFDM 64 QAM_RB79@0	11.94
n78_15MHz_15kHz_3542.5MHz_CP- OFDM QPSK_RB1@1	13.87
n78_15MHz_15kHz_3542.5MHz_CP- OFDM QPSK_RB1@77	13.62
n78_15MHz_15kHz_3542.5MHz_CP- OFDM QPSK_RB39@19	13.97
n78_15MHz_15kHz_3542.5MHz_CP- OFDM QPSK_RB79@0	12.33
n78_15MHz_15kHz_3542.5MHz_DFT-s- OFDM 16 QAM_RB75@0	13.63
n78_15MHz_15kHz_3542.5MHz_DFT-s- OFDM 256 QAM_RB75@0	11.12
n78_15MHz_15kHz_3542.5MHz_DFT-s- OFDM 64 QAM_RB75@0	13.07
n78_15MHz_15kHz_3542.5MHz_DFT-s- OFDM PI/2 BPSK_RB1@1	15.5
n78_15MHz_15kHz_3542.5MHz_DFT-s- OFDM PI/2 BPSK_RB1@77	15.46
n78_15MHz_15kHz_3542.5MHz_DFT-s- OFDM PI/2 BPSK_RB36@18	15.56
n78_15MHz_15kHz_3542.5MHz_DFT-s- OFDM PI/2 BPSK_RB75@0	15.23
n78_15MHz_15kHz_3542.5MHz_DFT-s- OFDM QPSK_RB1@1	15.42
n78_15MHz_15kHz_3542.5MHz_DFT-s- OFDM QPSK_RB1@77	15.47
n78_15MHz_15kHz_3542.5MHz_DFT-s- OFDM QPSK_RB36@18	15.68
n78_15MHz_15kHz_3542.5MHz_DFT-s- OFDM QPSK_RB75@0	14.43

Mode	Conducted Average Power(dBm)
n78_25MHz_15kHz_3462.5MHz_CP-OFDM 16 QAM_RB106@0	12.52
n78_25MHz_15kHz_3462.5MHz_CP-OFDM 256 QAM_RB106@0	8.85
n78_25MHz_15kHz_3462.5MHz_CP-OFDM 64 QAM_RB106@0	12.02
n78_25MHz_15kHz_3462.5MHz_CP-OFDM QPSK_RB1@1	13.83
n78_25MHz_15kHz_3462.5MHz_CP-OFDM QPSK_RB1@104	14.22
n78_25MHz_15kHz_3462.5MHz_CP-OFDM QPSK_RB106@0	14.07
n78_25MHz_15kHz_3462.5MHz_CP-OFDM QPSK_RB53@26	12.55
n78_25MHz_15kHz_3462.5MHz_DFT-s- OFDM 16 QAM_RB100@0	13.48
n78_25MHz_15kHz_3462.5MHz_DFT-s- OFDM 256 QAM_RB100@0	10.9
n78_25MHz_15kHz_3462.5MHz_DFT-s- OFDM 64 QAM_RB100@0	12.97
n78_25MHz_15kHz_3462.5MHz_DFT-s- OFDM PI/2 BPSK_RB1@1	15.63
n78_25MHz_15kHz_3462.5MHz_DFT-s- OFDM PI/2 BPSK_RB1@104	15.73
n78_25MHz_15kHz_3462.5MHz_DFT-s- OFDM PI/2 BPSK_RB100@0	15.57
n78_25MHz_15kHz_3462.5MHz_DFT-s- OFDM PI/2 BPSK_RB50@25	15.18
n78_25MHz_15kHz_3462.5MHz_DFT-s- OFDM QPSK_RB1@1	15.52
n78_25MHz_15kHz_3462.5MHz_DFT-s- OFDM QPSK_RB1@104	15.53
n78_25MHz_15kHz_3462.5MHz_DFT-s- OFDM QPSK_RB100@0	15.63
n78_25MHz_15kHz_3462.5MHz_DFT-s- OFDM QPSK_RB50@25	14.51
n78_25MHz_15kHz_3500MHz_CP-OFDM 16 QAM_RB106@0	12.71
n78_25MHz_15kHz_3500MHz_CP-OFDM 256 QAM_RB106@0	9.15
n78_25MHz_15kHz_3500MHz_CP-OFDM 64 QAM_RB106@0	12.16
n78_25MHz_15kHz_3500MHz_CP-OFDM QPSK_RB1@1	14.12
n78_25MHz_15kHz_3500MHz_CP-OFDM QPSK_RB1@104	14.24
n78_25MHz_15kHz_3500MHz_CP-OFDM QPSK_RB106@0	14.29
n78_25MHz_15kHz_3500MHz_CP-OFDM QPSK_RB53@26	12.6
n78_25MHz_15kHz_3500MHz_DFT-s- OFDM 16 QAM_RB100@0	13.68
n78_25MHz_15kHz_3500MHz_DFT-s- OFDM 256 QAM_RB100@0	11.21
n78_25MHz_15kHz_3500MHz_DFT-s- OFDM 64 QAM_RB100@0	13.16
n78_25MHz_15kHz_3500MHz_DFT-s- OFDM PI/2 BPSK_RB1@1	15.82
n78_25MHz_15kHz_3500MHz_DFT-s- OFDM PI/2 BPSK_RB1@104	15.66
n78_25MHz_15kHz_3500MHz_DFT-s- OFDM PI/2 BPSK_RB100@0	15.56
n78_25MHz_15kHz_3500MHz_DFT-s- OFDM PI/2 BPSK_RB50@25	15.1
n78_25MHz_15kHz_3500MHz_DFT-s- OFDM QPSK_RB1@1	15.64
n78_25MHz_15kHz_3500MHz_DFT-s- OFDM QPSK_RB1@104	15.52
n78_25MHz_15kHz_3500MHz_DFT-s- OFDM QPSK_RB100@0	15.72
n78_25MHz_15kHz_3500MHz_DFT-s- OFDM QPSK_RB50@25	14.72

Mode	Conducted Average Power(dBm)
n78_25MHz_15kHz_3537.5MHz_CP-OFDM 16 QAM_RB106@0	12.41
n78_25MHz_15kHz_3537.5MHz_CP-OFDM 256 QAM_RB106@0	8.93
n78_25MHz_15kHz_3537.5MHz_CP-OFDM 64 QAM_RB106@0	12.03
n78_25MHz_15kHz_3537.5MHz_CP-OFDM QPSK_RB1@1	14.11
n78_25MHz_15kHz_3537.5MHz_CP-OFDM QPSK_RB1@104	13.78
n78_25MHz_15kHz_3537.5MHz_CP-OFDM QPSK_RB106@0	14.01
n78_25MHz_15kHz_3537.5MHz_CP-OFDM QPSK_RB53@26	12.36
n78_25MHz_15kHz_3537.5MHz_DFT-s- OFDM 16 QAM_RB100@0	13.59
n78_25MHz_15kHz_3537.5MHz_DFT-s- OFDM 256 QAM_RB100@0	11.11
n78_25MHz_15kHz_3537.5MHz_DFT-s- OFDM 64 QAM_RB100@0	12.93
n78_25MHz_15kHz_3537.5MHz_DFT-s- OFDM PI/2 BPSK_RB1@1	15.65
n78_25MHz_15kHz_3537.5MHz_DFT-s- OFDM PI/2 BPSK_RB1@104	15.51
n78_25MHz_15kHz_3537.5MHz_DFT-s- OFDM PI/2 BPSK_RB100@0	15.38
n78_25MHz_15kHz_3537.5MHz_DFT-s- OFDM PI/2 BPSK_RB50@25	15.05
n78_25MHz_15kHz_3537.5MHz_DFT-s- OFDM QPSK_RB1@1	15.51
n78_25MHz_15kHz_3537.5MHz_DFT-s- OFDM QPSK_RB1@104	15.47
n78_25MHz_15kHz_3537.5MHz_DFT-s- OFDM QPSK_RB100@0	15.55
n78_25MHz_15kHz_3537.5MHz_DFT-s- OFDM QPSK_RB50@25	14.51
n78_30MHz_15kHz_3465MHz_CP-OFDM 16 QAM_RB160@0	12.86
n78_30MHz_15kHz_3465MHz_CP-OFDM 256 QAM_RB160@0	9.32
n78_30MHz_15kHz_3465MHz_CP-OFDM 64 QAM_RB160@0	12.26
n78_30MHz_15kHz_3465MHz_CP-OFDM QPSK_RB1@1	13.8
n78_30MHz_15kHz_3465MHz_CP-OFDM QPSK_RB1@158	14.14
n78_30MHz_15kHz_3465MHz_CP-OFDM QPSK_RB160@0	14.23
n78_30MHz_15kHz_3465MHz_CP-OFDM QPSK_RB80@40	12.69
n78_30MHz_15kHz_3465MHz_DFT-s- OFDM 16 QAM_RB160@0	13.79
n78_30MHz_15kHz_3465MHz_DFT-s- OFDM 256 QAM_RB160@0	11.3
n78_30MHz_15kHz_3465MHz_DFT-s- OFDM 64 QAM_RB160@0	13.36
n78_30MHz_15kHz_3465MHz_DFT-s- OFDM PI/2 BPSK_RB1@1	15.57
n78_30MHz_15kHz_3465MHz_DFT-s- OFDM PI/2 BPSK_RB1@158	15.68
n78_30MHz_15kHz_3465MHz_DFT-s- OFDM PI/2 BPSK_RB160@0	15.78
n78_30MHz_15kHz_3465MHz_DFT-s- OFDM PI/2 BPSK_RB80@40	15.27
n78_30MHz_15kHz_3465MHz_DFT-s- OFDM QPSK_RB1@1	15.55
n78_30MHz_15kHz_3465MHz_DFT-s- OFDM QPSK_RB1@158	15.65
n78_30MHz_15kHz_3465MHz_DFT-s- OFDM QPSK_RB160@0	15.54
n78_30MHz_15kHz_3465MHz_DFT-s- OFDM QPSK_RB80@40	14.69

Mode	Conducted Average Power(dBm)
n78_30MHz_15kHz_3500MHz_CP-OFDM 16 QAM_RB160@0	12.88
n78_30MHz_15kHz_3500MHz_CP-OFDM 256 QAM_RB160@0	9.14
n78_30MHz_15kHz_3500MHz_CP-OFDM 64 QAM_RB160@0	12.35
n78_30MHz_15kHz_3500MHz_CP-OFDM QPSK_RB1@1	13.87
n78_30MHz_15kHz_3500MHz_CP-OFDM QPSK_RB1@158	14.03
n78_30MHz_15kHz_3500MHz_CP-OFDM QPSK_RB160@0	14.3
n78_30MHz_15kHz_3500MHz_CP-OFDM QPSK_RB80@40	12.73
n78_30MHz_15kHz_3500MHz_DFT-s- OFDM 16 QAM_RB160@0	13.87
n78_30MHz_15kHz_3500MHz_DFT-s- OFDM 256 QAM_RB160@0	11.57
n78_30MHz_15kHz_3500MHz_DFT-s- OFDM 64 QAM_RB160@0	13.39
n78_30MHz_15kHz_3500MHz_DFT-s- OFDM PI/2 BPSK_RB1@1	15.79
n78_30MHz_15kHz_3500MHz_DFT-s- OFDM PI/2 BPSK_RB1@158	15.79
n78_30MHz_15kHz_3500MHz_DFT-s- OFDM PI/2 BPSK_RB160@0	15.86
n78_30MHz_15kHz_3500MHz_DFT-s- OFDM PI/2 BPSK_RB80@40	15.4
n78_30MHz_15kHz_3500MHz_DFT-s- OFDM QPSK_RB1@1	15.69
n78_30MHz_15kHz_3500MHz_DFT-s- OFDM QPSK_RB1@158	15.62
n78_30MHz_15kHz_3500MHz_DFT-s- OFDM QPSK_RB160@0	15.9
n78_30MHz_15kHz_3500MHz_DFT-s- OFDM QPSK_RB80@40	14.73
n78_30MHz_15kHz_3535MHz_CP-OFDM 16 QAM_RB160@0	12.57
n78_30MHz_15kHz_3535MHz_CP-OFDM 256 QAM_RB160@0	9.11
n78_30MHz_15kHz_3535MHz_CP-OFDM 64 QAM_RB160@0	12.14
n78_30MHz_15kHz_3535MHz_CP-OFDM QPSK_RB1@1	13.77
n78_30MHz_15kHz_3535MHz_CP-OFDM QPSK_RB1@158	13.73
n78_30MHz_15kHz_3535MHz_CP-OFDM QPSK_RB160@0	14.01
n78_30MHz_15kHz_3535MHz_CP-OFDM QPSK_RB80@40	12.45
n78_30MHz_15kHz_3535MHz_DFT-s- OFDM 16 QAM_RB160@0	13.33
n78_30MHz_15kHz_3535MHz_DFT-s- OFDM 256 QAM_RB160@0	11.1
n78_30MHz_15kHz_3535MHz_DFT-s- OFDM 64 QAM_RB160@0	13.08
n78_30MHz_15kHz_3535MHz_DFT-s- OFDM PI/2 BPSK_RB1@1	15.61
n78_30MHz_15kHz_3535MHz_DFT-s- OFDM PI/2 BPSK_RB1@158	15.49
n78_30MHz_15kHz_3535MHz_DFT-s- OFDM PI/2 BPSK_RB160@0	15.67
n78_30MHz_15kHz_3535MHz_DFT-s- OFDM PI/2 BPSK_RB80@40	15.34
n78_30MHz_15kHz_3535MHz_DFT-s- OFDM QPSK_RB1@1	15.59
n78_30MHz_15kHz_3535MHz_DFT-s- OFDM QPSK_RB1@158	15.28
n78_30MHz_15kHz_3535MHz_DFT-s- OFDM QPSK_RB160@0	15.65
n78_30MHz_15kHz_3535MHz_DFT-s- OFDM QPSK_RB80@40	14.67

Mode	Conducted Average Power(dBm)
n78_40MHz_15kHz_3470MHz_CP-OFDMm 16 QAM_RB216@0	12.70
n78_40MHz_15kHz_3470MHz_CP-OFDM 256 QAM_RB216@0	9.25
n78_40MHz_15kHz_3470MHz_CP-OFDM 64 QAM_RB216@0	12.11
n78_40MHz_15kHz_3470MHz_CP-OFDM QPSK_RB1@1	13.86
n78_40MHz_15kHz_3470MHz_CP-OFDM QPSK_RB1@214	14.14
n78_40MHz_15kHz_3470MHz_CP-OFDM QPSK_RB108@54	12.56
n78_40MHz_15kHz_3470MHz_CP-OFDM QPSK_RB216@0	14.16
n78_40MHz_15kHz_3470MHz_DFT-s- OFDM 16 QAM_RB216@0	13.63
n78_40MHz_15kHz_3470MHz_DFT-s- OFDM 256 QAM_RB216@0	11.20
n78_40MHz_15kHz_3470MHz_DFT-s- OFDM 64 QAM_RB216@0	13.11
n78_40MHz_15kHz_3470MHz_DFT-s- OFDM PI/2 BPSK_RB1@1	15.47
n78_40MHz_15kHz_3470MHz_DFT-s- OFDM PI/2 BPSK_RB1@214	15.89
n78_40MHz_15kHz_3470MHz_DFT-s- OFDM PI/2 BPSK_RB108@54	15.26
n78_40MHz_15kHz_3470MHz_DFT-s- OFDM PI/2 BPSK_RB216@0	15.60
n78_40MHz_15kHz_3470MHz_DFT-s- OFDM QPSK_RB1@1	15.39
n78_40MHz_15kHz_3470MHz_DFT-s- OFDM QPSK_RB1@214	15.67
n78_40MHz_15kHz_3470MHz_DFT-s- OFDM QPSK_RB108@54	14.67
n78_40MHz_15kHz_3470MHz_DFT-s- OFDM QPSK_RB216@0	15.80
n78_40MHz_15kHz_3500MHz_CP-OFDM 16 QAM_RB216@0	12.81
n78_40MHz_15kHz_3500MHz_CP-OFDM 256 QAM_RB216@0	9.35
n78_40MHz_15kHz_3500MHz_CP-OFDM 64 QAM_RB216@0	12.29
n78_40MHz_15kHz_3500MHz_CP-OFDM QPSK_RB1@1	14.37
n78_40MHz_15kHz_3500MHz_CP-OFDM QPSK_RB1@214	14.26
n78_40MHz_15kHz_3500MHz_CP-OFDM QPSK_RB108@54	12.93
n78_40MHz_15kHz_3500MHz_CP-OFDM QPSK_RB216@0	14.42
n78_40MHz_15kHz_3500MHz_DFT-s- OFDM 16 QAM_RB216@0	13.91
n78_40MHz_15kHz_3500MHz_DFT-s- OFDM 256 QAM_RB216@0	11.35
n78_40MHz_15kHz_3500MHz_DFT-s- OFDM 64 QAM_RB216@0	13.49
n78_40MHz_15kHz_3500MHz_DFT-s- OFDM PI/2 BPSK_RB1@1	15.95
n78_40MHz_15kHz_3500MHz_DFT-s- OFDM PI/2 BPSK_RB1@214	15.81
n78_40MHz_15kHz_3500MHz_DFT-s- OFDM PI/2 BPSK_RB108@54	15.33
n78_40MHz_15kHz_3500MHz_DFT-s- OFDM PI/2 BPSK_RB216@0	16.02
n78_40MHz_15kHz_3500MHz_DFT-s- OFDM QPSK_RB1@1	15.72
n78_40MHz_15kHz_3500MHz_DFT-s- OFDM QPSK_RB1@214	15.82
n78_40MHz_15kHz_3500MHz_DFT-s- OFDM QPSK_RB108@54	14.83
n78_40MHz_15kHz_3500MHz_DFT-s- OFDM QPSK_RB216@0	15.94

Mode	Conducted Average Power(dBm)
n78_40MHz_15kHz_3530MHz_CP-OFDM 16 QAM_RB216@0	12.71
n78_40MHz_15kHz_3530MHz_CP-OFDM 256 QAM_RB216@0	9.32
n78_40MHz_15kHz_3530MHz_CP-OFDM 64 QAM_RB216@0	12.18
n78_40MHz_15kHz_3530MHz_CP-OFDM QPSK_RB1@1	14.14
n78_40MHz_15kHz_3530MHz_CP-OFDM QPSK_RB1@214	14.03
n78_40MHz_15kHz_3530MHz_CP-OFDM QPSK_RB108@54	12.70
n78_40MHz_15kHz_3530MHz_CP-OFDM QPSK_RB216@0	14.23
n78_40MHz_15kHz_3530MHz_DFT-s- OFDM 16 QAM_RB216@0	13.76
n78_40MHz_15kHz_3530MHz_DFT-s- OFDM 256 QAM_RB216@0	11.25
n78_40MHz_15kHz_3530MHz_DFT-s- OFDM 64 QAM_RB216@0	13.27
n78_40MHz_15kHz_3530MHz_DFT-s- OFDM PI/2 BPSK_RB1@1	15.87
n78_40MHz_15kHz_3530MHz_DFT-s- OFDM PI/2 BPSK_RB1@214	15.62
n78_40MHz_15kHz_3530MHz_DFT-s- OFDM PI/2 BPSK_RB108@54	15.23
n78_40MHz_15kHz_3530MHz_DFT-s- OFDM PI/2 BPSK_RB216@0	16.04
n78_40MHz_15kHz_3530MHz_DFT-s- OFDM QPSK_RB1@1	15.73
n78_40MHz_15kHz_3530MHz_DFT-s- OFDM QPSK_RB1@214	15.48
n78_40MHz_15kHz_3530MHz_DFT-s- OFDM QPSK_RB108@54	14.67
n78_40MHz_15kHz_3530MHz_DFT-s- OFDM QPSK_RB216@0	15.88
n78_50MHz_15kHz_3475MHz_CP-OFDM 16 QAM_RB270@0	12.78
n78_50MHz_15kHz_3475MHz_CP-OFDM 256 QAM_RB270@0	9.41
n78_50MHz_15kHz_3475MHz_CP-OFDM 64 QAM_RB270@0	12.35
n78_50MHz_15kHz_3475MHz_CP-OFDM QPSK_RB1@1	13.83
n78_50MHz_15kHz_3475MHz_CP-OFDM QPSK_RB1@268	14.22
n78_50MHz_15kHz_3475MHz_CP-OFDM QPSK_RB135@67	12.84
n78_50MHz_15kHz_3475MHz_CP-OFDM QPSK_RB270@0	14.12
n78_50MHz_15kHz_3475MHz_DFT-s- OFDM 16 QAM_RB270@0	13.84
n78_50MHz_15kHz_3475MHz_DFT-s- OFDM 256 QAM_RB270@0	11.12
n78_50MHz_15kHz_3475MHz_DFT-s- OFDM 64 QAM_RB270@0	13.26
n78_50MHz_15kHz_3475MHz_DFT-s- OFDM PI/2 BPSK_RB1@1	15.94
n78_50MHz_15kHz_3475MHz_DFT-s- OFDM PI/2 BPSK_RB1@268	16.15
n78_50MHz_15kHz_3475MHz_DFT-s- OFDM PI/2 BPSK_RB135@67	15.30
n78_50MHz_15kHz_3475MHz_DFT-s- OFDM PI/2 BPSK_RB270@0	15.93
n78_50MHz_15kHz_3475MHz_DFT-s- OFDM QPSK_RB1@1	15.60
n78_50MHz_15kHz_3475MHz_DFT-s- OFDM QPSK_RB1@268	15.79
n78_50MHz_15kHz_3475MHz_DFT-s- OFDM QPSK_RB135@67	14.84
n78_50MHz_15kHz_3475MHz_DFT-s- OFDM QPSK_RB270@0	15.71

Mode	Conducted Average Power(dBm)
n78_50MHz_15kHz_3500MHz_CP-OFDM 16 QAM_RB270@0	12.99
n78_50MHz_15kHz_3500MHz_CP-OFDM 256 QAM_RB270@0	9.47
n78_50MHz_15kHz_3500MHz_CP-OFDM 64 QAM_RB270@0	12.44
n78_50MHz_15kHz_3500MHz_CP-OFDM QPSK_RB1@1	14.10
n78_50MHz_15kHz_3500MHz_CP-OFDM QPSK_RB1@268	14.05
n78_50MHz_15kHz_3500MHz_CP-OFDM QPSK_RB135@67	12.86
n78_50MHz_15kHz_3500MHz_CP-OFDM QPSK_RB270@0	14.37
n78_50MHz_15kHz_3500MHz_DFT-s- OFDM 16 QAM_RB270@0	13.99
n78_50MHz_15kHz_3500MHz_DFT-s- OFDM 256 QAM_RB270@0	11.49
n78_50MHz_15kHz_3500MHz_DFT-s- OFDM 64 QAM_RB270@0	13.28
n78_50MHz_15kHz_3500MHz_DFT-s- OFDM PI/2 BPSK_RB1@1	15.70
n78_50MHz_15kHz_3500MHz_DFT-s- OFDM PI/2 BPSK_RB1@268	15.54
n78_50MHz_15kHz_3500MHz_DFT-s- OFDM PI/2 BPSK_RB135@67	15.36
n78_50MHz_15kHz_3500MHz_DFT-s- OFDM PI/2 BPSK_RB270@0	15.94
n78_50MHz_15kHz_3500MHz_DFT-s- OFDM QPSK_RB1@1	15.66
n78_50MHz_15kHz_3500MHz_DFT-s- OFDM QPSK_RB1@268	15.69
n78_50MHz_15kHz_3500MHz_DFT-s- OFDM QPSK_RB135@67	15.00
n78_50MHz_15kHz_3500MHz_DFT-s- OFDM QPSK_RB270@0	15.90
n78_50MHz_15kHz_3525MHz_CP-OFDM 16 QAM_RB270@0	12.63
n78_50MHz_15kHz_3525MHz_CP-OFDM 256 QAM_RB270@0	8.94
n78_50MHz_15kHz_3525MHz_CP-OFDM 64 QAM_RB270@0	11.93
n78_50MHz_15kHz_3525MHz_CP-OFDM QPSK_RB1@1	14.08
n78_50MHz_15kHz_3525MHz_CP-OFDM QPSK_RB1@268	13.82
n78_50MHz_15kHz_3525MHz_CP-OFDM QPSK_RB135@67	12.52
n78_50MHz_15kHz_3525MHz_CP-OFDM QPSK_RB270@0	14.07
n78_50MHz_15kHz_3525MHz_DFT-s- OFDM 16 QAM_RB270@0	13.51
n78_50MHz_15kHz_3525MHz_DFT-s- OFDM 256 QAM_RB270@0	11.19
n78_50MHz_15kHz_3525MHz_DFT-s- OFDM 64 QAM_RB270@0	13.25
n78_50MHz_15kHz_3525MHz_DFT-s- OFDM PI/2 BPSK_RB1@1	15.73
n78_50MHz_15kHz_3525MHz_DFT-s- OFDM PI/2 BPSK_RB1@268	15.81
n78_50MHz_15kHz_3525MHz_DFT-s- OFDM PI/2 BPSK_RB135@67	15.17
n78_50MHz_15kHz_3525MHz_DFT-s- OFDM PI/2 BPSK_RB270@0	15.89
n78_50MHz_15kHz_3525MHz_DFT-s- OFDM QPSK_RB1@1	15.54
n78_50MHz_15kHz_3525MHz_DFT-s- OFDM QPSK_RB1@268	15.47
n78_50MHz_15kHz_3525MHz_DFT-s- OFDM QPSK_RB135@67	14.56
n78_50MHz_15kHz_3525MHz_DFT-s- OFDM QPSK_RB270@0	15.72

Mode	Conducted Average Power(dBm)
n78_60MHz_30kHz_3480MHz_CP-OFDM 16 QAM_RB162@0	12.84
n78_60MHz_30kHz_3480MHz_CP-OFDM 256 QAM_RB162@0	8.96
n78_60MHz_30kHz_3480MHz_CP-OFDM 64 QAM_RB162@0	11.89
n78_60MHz_30kHz_3480MHz_CP-OFDM QPSK_RB1@1	13.59
n78_60MHz_30kHz_3480MHz_CP-OFDM QPSK_RB1@160	14.02
n78_60MHz_30kHz_3480MHz_CP-OFDM QPSK_RB162@0	12.79
n78_60MHz_30kHz_3480MHz_CP-OFDM QPSK_RB81@40	14.10
n78_60MHz_30kHz_3480MHz_DFT-s-OFDM 16 QAM_RB162@0	13.52
n78_60MHz_30kHz_3480MHz_DFT-s-OFDM 256 QAM_RB162@0	10.98
n78_60MHz_30kHz_3480MHz_DFT-s-OFDM 64 QAM_RB162@0	13.10
n78_60MHz_30kHz_3480MHz_DFT-s-OFDM PI/2 BPSK_RB1@1	15.52
n78_60MHz_30kHz_3480MHz_DFT-s-OFDM PI/2 BPSK_RB1@160	15.54
n78_60MHz_30kHz_3480MHz_DFT-s-OFDM PI/2 BPSK_RB162@0	15.06
n78_60MHz_30kHz_3480MHz_DFT-s-OFDM PI/2 BPSK_RB81@40	15.64
n78_60MHz_30kHz_3480MHz_DFT-s-OFDM QPSK_RB1@1	15.42
n78_60MHz_30kHz_3480MHz_DFT-s-OFDM QPSK_RB1@160	15.43
n78_60MHz_30kHz_3480MHz_DFT-s-OFDM QPSK_RB162@0	14.70
n78_60MHz_30kHz_3480MHz_DFT-s-OFDM QPSK_RB81@40	15.49
n78_60MHz_30kHz_3500MHz_CP-OFDM 16 QAM_RB162@0	12.38
n78_60MHz_30kHz_3500MHz_CP-OFDM 256 QAM_RB162@0	9.06
n78_60MHz_30kHz_3500MHz_CP-OFDM 64 QAM_RB162@0	12.04
n78_60MHz_30kHz_3500MHz_CP-OFDM QPSK_RB1@1	13.61
n78_60MHz_30kHz_3500MHz_CP-OFDM QPSK_RB1@160	13.81
n78_60MHz_30kHz_3500MHz_CP-OFDM QPSK_RB162@0	12.56
n78_60MHz_30kHz_3500MHz_CP-OFDM QPSK_RB81@40	14.30
n78_60MHz_30kHz_3500MHz_DFT-s-OFDM 16 QAM_RB162@0	13.66
n78_60MHz_30kHz_3500MHz_DFT-s-OFDM 256 QAM_RB162@0	11.03
n78_60MHz_30kHz_3500MHz_DFT-s-OFDM 64 QAM_RB162@0	13.09
n78_60MHz_30kHz_3500MHz_DFT-s-OFDM PI/2 BPSK_RB1@1	15.42
n78_60MHz_30kHz_3500MHz_DFT-s-OFDM PI/2 BPSK_RB1@160	15.46
n78_60MHz_30kHz_3500MHz_DFT-s-OFDM PI/2 BPSK_RB162@0	15.05
n78_60MHz_30kHz_3500MHz_DFT-s-OFDM PI/2 BPSK_RB81@40	15.69
n78_60MHz_30kHz_3500MHz_DFT-s-OFDM QPSK_RB1@1	15.28
n78_60MHz_30kHz_3500MHz_DFT-s-OFDM QPSK_RB1@160	15.16
n78_60MHz_30kHz_3500MHz_DFT-s-OFDM QPSK_RB162@0	14.58
n78_60MHz_30kHz_3500MHz_DFT-s-OFDM QPSK_RB81@40	15.63

Mode	Conducted Average Power(dBm)
n78_60MHz_30kHz_3520MHz_CP-OFDM 16 QAM_RB162@0	12.47
n78_60MHz_30kHz_3520MHz_CP-OFDM 256 QAM_RB162@0	8.85
n78_60MHz_30kHz_3520MHz_CP-OFDM 64 QAM_RB162@0	11.95
n78_60MHz_30kHz_3520MHz_CP-OFDM QPSK_RB1@1	13.87
n78_60MHz_30kHz_3520MHz_CP-OFDM QPSK_RB1@160	13.70
n78_60MHz_30kHz_3520MHz_CP-OFDM QPSK_RB162@0	12.48
n78_60MHz_30kHz_3520MHz_CP-OFDM QPSK_RB81@40	14.14
n78_60MHz_30kHz_3520MHz_DFT-s- OFDM 16 QAM_RB162@0	13.47
n78_60MHz_30kHz_3520MHz_DFT-s- OFDM 256 QAM_RB162@0	11.09
n78_60MHz_30kHz_3520MHz_DFT-s- OFDM 64 QAM_RB162@0	12.91
n78_60MHz_30kHz_3520MHz_DFT-s- OFDM PI/2 BPSK_RB1@1	15.77
n78_60MHz_30kHz_3520MHz_DFT-s- OFDM PI/2 BPSK_RB1@160	15.39
n78_60MHz_30kHz_3520MHz_DFT-s- OFDM PI/2 BPSK_RB162@0	14.95
n78_60MHz_30kHz_3520MHz_DFT-s- OFDM PI/2 BPSK_RB81@40	15.52
n78_60MHz_30kHz_3520MHz_DFT-s- OFDM QPSK_RB1@1	15.33
n78_60MHz_30kHz_3520MHz_DFT-s- OFDM QPSK_RB1@160	15.08
n78_60MHz_30kHz_3520MHz_DFT-s- OFDM QPSK_RB162@0	14.67
n78_60MHz_30kHz_3520MHz_DFT-s- OFDM QPSK_RB81@40	15.91
n78_70MHz_30kHz_3485MHz_CP-OFDM 16 QAM_RB189@0	12.93
n78_70MHz_30kHz_3485MHz_CP-OFDM 256 QAM_RB189@0	9.31
n78_70MHz_30kHz_3485MHz_CP-OFDM 64 QAM_RB189@0	12.27
n78_70MHz_30kHz_3485MHz_CP-OFDM QPSK_RB1@1	14.24
n78_70MHz_30kHz_3485MHz_CP-OFDM QPSK_RB1@187	13.93
n78_70MHz_30kHz_3485MHz_CP-OFDM QPSK_RB189@0	12.68
n78_70MHz_30kHz_3485MHz_CP-OFDM QPSK_RB95@47	14.29
n78_70MHz_30kHz_3485MHz_DFT-s- OFDM 16 QAM_RB180@0	13.81
n78_70MHz_30kHz_3485MHz_DFT-s- OFDM 256 QAM_RB180@0	11.17
n78_70MHz_30kHz_3485MHz_DFT-s- OFDM 64 QAM_RB180@0	13.12
n78_70MHz_30kHz_3485MHz_DFT-s- OFDM PI/2 BPSK_RB1@1	15.57
n78_70MHz_30kHz_3485MHz_DFT-s- OFDM PI/2 BPSK_RB1@187	15.76
n78_70MHz_30kHz_3485MHz_DFT-s- OFDM PI/2 BPSK_RB180@0	15.16
n78_70MHz_30kHz_3485MHz_DFT-s- OFDM PI/2 BPSK_RB90@45	15.74
n78_70MHz_30kHz_3485MHz_DFT-s- OFDM QPSK_RB1@1	15.48
n78_70MHz_30kHz_3485MHz_DFT-s- OFDM QPSK_RB1@187	15.40
n78_70MHz_30kHz_3485MHz_DFT-s- OFDM QPSK_RB180@0	14.63
n78_70MHz_30kHz_3485MHz_DFT-s- OFDM QPSK_RB90@45	15.73

Mode	Conducted Average Power(dBm)
n78_70MHz_30kHz_3500MHz_CP-OFDM 16 QAM_RB189@0	12.77
n78_70MHz_30kHz_3500MHz_CP-OFDM 256 QAM_RB189@0	9.21
n78_70MHz_30kHz_3500MHz_CP-OFDM 64 QAM_RB189@0	12.26
n78_70MHz_30kHz_3500MHz_CP-OFDM QPSK_RB1@1	14.33
n78_70MHz_30kHz_3500MHz_CP-OFDM QPSK_RB1@187	13.82
n78_70MHz_30kHz_3500MHz_CP-OFDM QPSK_RB189@0	12.79
n78_70MHz_30kHz_3500MHz_CP-OFDM QPSK_RB95@47	14.30
n78_70MHz_30kHz_3500MHz_DFT-s- OFDM 16 QAM_RB180@0	13.85
n78_70MHz_30kHz_3500MHz_DFT-s- OFDM 256 QAM_RB180@0	11.37
n78_70MHz_30kHz_3500MHz_DFT-s- OFDM 64 QAM_RB180@0	13.29
n78_70MHz_30kHz_3500MHz_DFT-s- OFDM PI/2 BPSK_RB1@1	15.65
n78_70MHz_30kHz_3500MHz_DFT-s- OFDM PI/2 BPSK_RB1@187	15.57
n78_70MHz_30kHz_3500MHz_DFT-s- OFDM PI/2 BPSK_RB180@0	15.43
n78_70MHz_30kHz_3500MHz_DFT-s- OFDM PI/2 BPSK_RB90@45	15.92
n78_70MHz_30kHz_3500MHz_DFT-s- OFDM QPSK_RB1@1	15.63
n78_70MHz_30kHz_3500MHz_DFT-s- OFDM QPSK_RB1@187	15.53
n78_70MHz_30kHz_3500MHz_DFT-s- OFDM QPSK_RB180@0	14.83
n78_70MHz_30kHz_3500MHz_DFT-s- OFDM QPSK_RB90@45	15.87
n78_70MHz_30kHz_3515MHz_CP-OFDM 16 QAM_RB189@0	12.70
n78_70MHz_30kHz_3515MHz_CP-OFDM 256 QAM_RB189@0	9.02
n78_70MHz_30kHz_3515MHz_CP-OFDM 64 QAM_RB189@0	12.11
n78_70MHz_30kHz_3515MHz_CP-OFDM QPSK_RB1@1	14.08
n78_70MHz_30kHz_3515MHz_CP-OFDM QPSK_RB1@187	13.57
n78_70MHz_30kHz_3515MHz_CP-OFDM QPSK_RB189@0	12.66
n78_70MHz_30kHz_3515MHz_CP-OFDM QPSK_RB95@47	14.10
n78_70MHz_30kHz_3515MHz_DFT-s- OFDM 16 QAM_RB180@0	13.65
n78_70MHz_30kHz_3515MHz_DFT-s- OFDM 256 QAM_RB180@0	11.07
n78_70MHz_30kHz_3515MHz_DFT-s- OFDM 64 QAM_RB180@0	13.15
n78_70MHz_30kHz_3515MHz_DFT-s- OFDM PI/2 BPSK_RB1@1	15.72
n78_70MHz_30kHz_3515MHz_DFT-s- OFDM PI/2 BPSK_RB1@187	15.39
n78_70MHz_30kHz_3515MHz_DFT-s- OFDM PI/2 BPSK_RB180@0	15.16
n78_70MHz_30kHz_3515MHz_DFT-s- OFDM PI/2 BPSK_RB90@45	15.85
n78_70MHz_30kHz_3515MHz_DFT-s- OFDM QPSK_RB1@1	15.64
n78_70MHz_30kHz_3515MHz_DFT-s- OFDM QPSK_RB1@187	15.24
n78_70MHz_30kHz_3515MHz_DFT-s- OFDM QPSK_RB180@0	14.85
n78_70MHz_30kHz_3515MHz_DFT-s- OFDM QPSK_RB90@45	15.89

Mode	Conducted Average Power(dBm)
n78_80MHz_30kHz_3490MHz_CP-OFDM 16 QAM_RB217@0	12.66
n78_80MHz_30kHz_3490MHz_CP-OFDM 256 QAM_RB217@0	8.82
n78_80MHz_30kHz_3490MHz_CP-OFDM 64 QAM_RB217@0	11.89
n78_80MHz_30kHz_3490MHz_CP-OFDM QPSK_RB1@1	13.8
n78_80MHz_30kHz_3490MHz_CP-OFDM QPSK_RB1@215	13.68
n78_80MHz_30kHz_3490MHz_CP-OFDM QPSK_RB109@54	14.07
n78_80MHz_30kHz_3490MHz_CP-OFDM QPSK_RB217@0	12.62
n78_80MHz_30kHz_3490MHz_DFT-s- OFDM 16 QAM_RB216@0	13.45
n78_80MHz_30kHz_3490MHz_DFT-s- OFDM 256 QAM_RB216@0	10.95
n78_80MHz_30kHz_3490MHz_DFT-s- OFDM 64 QAM_RB216@0	13.09
n78_80MHz_30kHz_3490MHz_DFT-s- OFDM PI/2 BPSK_RB1@1	15.8
n78_80MHz_30kHz_3490MHz_DFT-s- OFDM PI/2 BPSK_RB1@215	15.47
n78_80MHz_30kHz_3490MHz_DFT-s- OFDM PI/2 BPSK_RB108@54	15.52
n78_80MHz_30kHz_3490MHz_DFT-s- OFDM PI/2 BPSK_RB216@0	15.21
n78_80MHz_30kHz_3490MHz_DFT-s- OFDM QPSK_RB1@1	15.45
n78_80MHz_30kHz_3490MHz_DFT-s- OFDM QPSK_RB1@215	15.32
n78_80MHz_30kHz_3490MHz_DFT-s- OFDM QPSK_RB108@54	15.62
n78_80MHz_30kHz_3490MHz_DFT-s- OFDM QPSK_RB216@0	14.59
n78_80MHz_30kHz_3500MHz_CP-OFDM 16 QAM_RB217@0	12.87
n78_80MHz_30kHz_3500MHz_CP-OFDM 256 QAM_RB217@0	9.2
n78_80MHz_30kHz_3500MHz_CP-OFDM 64 QAM_RB217@0	12.27
n78_80MHz_30kHz_3500MHz_CP-OFDM QPSK_RB1@1	13.95
n78_80MHz_30kHz_3500MHz_CP-OFDM QPSK_RB1@215	14.05
n78_80MHz_30kHz_3500MHz_CP-OFDM QPSK_RB109@54	14.31
n78_80MHz_30kHz_3500MHz_CP-OFDM QPSK_RB217@0	12.87
n78_80MHz_30kHz_3500MHz_DFT-s- OFDM 16 QAM_RB216@0	13.47
n78_80MHz_30kHz_3500MHz_DFT-s- OFDM 256 QAM_RB216@0	11.12
n78_80MHz_30kHz_3500MHz_DFT-s- OFDM 64 QAM_RB216@0	12.92
n78_80MHz_30kHz_3500MHz_DFT-s- OFDM PI/2 BPSK_RB1@1	15.42
n78_80MHz_30kHz_3500MHz_DFT-s- OFDM PI/2 BPSK_RB1@215	15.29
n78_80MHz_30kHz_3500MHz_DFT-s- OFDM PI/2 BPSK_RB108@54	15.81
n78_80MHz_30kHz_3500MHz_DFT-s- OFDM PI/2 BPSK_RB216@0	15.13
n78_80MHz_30kHz_3500MHz_DFT-s- OFDM QPSK_RB1@1	15.25
n78_80MHz_30kHz_3500MHz_DFT-s- OFDM QPSK_RB1@215	15.28
n78_80MHz_30kHz_3500MHz_DFT-s- OFDM QPSK_RB108@54	15.57
n78_80MHz_30kHz_3500MHz_DFT-s- OFDM QPSK_RB216@0	14.44

Mode	Conducted Average Power(dBm)
n78_80MHz_30kHz_3510MHz_CP-OFDM 16 QAM_RB217@0	12.47
n78_80MHz_30kHz_3510MHz_CP-OFDM 256 QAM_RB217@0	9.2
n78_80MHz_30kHz_3510MHz_CP-OFDM 64 QAM_RB217@0	12.09
n78_80MHz_30kHz_3510MHz_CP-OFDM QPSK_RB1@1	13.7
n78_80MHz_30kHz_3510MHz_CP-OFDM QPSK_RB1@215	13.45
n78_80MHz_30kHz_3510MHz_CP-OFDM QPSK_RB109@54	13.93
n78_80MHz_30kHz_3510MHz_CP-OFDM QPSK_RB217@0	12.43
n78_80MHz_30kHz_3510MHz_DFT-s- OFDM 16 QAM_RB216@0	13.47
n78_80MHz_30kHz_3510MHz_DFT-s- OFDM 256 QAM_RB216@0	10.85
n78_80MHz_30kHz_3510MHz_DFT-s- OFDM 64 QAM_RB216@0	12.97
n78_80MHz_30kHz_3510MHz_DFT-s- OFDM PI/2 BPSK_RB1@1	15.69
n78_80MHz_30kHz_3510MHz_DFT-s- OFDM PI/2 BPSK_RB1@215	15.3
n78_80MHz_30kHz_3510MHz_DFT-s- OFDM PI/2 BPSK_RB108@54	15.91
n78_80MHz_30kHz_3510MHz_DFT-s- OFDM PI/2 BPSK_RB216@0	15.32
n78_80MHz_30kHz_3510MHz_DFT-s- OFDM QPSK_RB1@1	15.67
n78_80MHz_30kHz_3510MHz_DFT-s- OFDM QPSK_RB1@215	15.49
n78_80MHz_30kHz_3510MHz_DFT-s- OFDM QPSK_RB108@54	15.87
n78_80MHz_30kHz_3510MHz_DFT-s- OFDM QPSK_RB216@0	14.26
n78_90MHz_30kHz_3495MHz_CP-OFDM 16 QAM_RB245@0	12.42
n78_90MHz_30kHz_3495MHz_CP-OFDM 256 QAM_RB245@0	8.9
n78_90MHz_30kHz_3495MHz_CP-OFDM 64 QAM_RB245@0	11.88
n78_90MHz_30kHz_3495MHz_CP-OFDM QPSK_RB1@1	14.08
n78_90MHz_30kHz_3495MHz_CP-OFDM QPSK_RB1@243	13.54
n78_90MHz_30kHz_3495MHz_CP-OFDM QPSK_RB123@61	14
n78_90MHz_30kHz_3495MHz_CP-OFDM QPSK_RB245@0	12.46
n78_90MHz_30kHz_3495MHz_DFT-s- OFDM 16 QAM_RB243@0	13.84
n78_90MHz_30kHz_3495MHz_DFT-s- OFDM 256 QAM_RB243@0	11.27
n78_90MHz_30kHz_3495MHz_DFT-s- OFDM 64 QAM_RB243@0	13.19
n78_90MHz_30kHz_3495MHz_DFT-s- OFDM PI/2 BPSK_RB1@1	15.59
n78_90MHz_30kHz_3495MHz_DFT-s- OFDM PI/2 BPSK_RB1@243	15.7
n78_90MHz_30kHz_3495MHz_DFT-s- OFDM PI/2 BPSK_RB120@60	15.9
n78_90MHz_30kHz_3495MHz_DFT-s- OFDM PI/2 BPSK_RB243@0	15.3
n78_90MHz_30kHz_3495MHz_DFT-s- OFDM QPSK_RB1@1	15.17
n78_90MHz_30kHz_3495MHz_DFT-s- OFDM QPSK_RB1@243	15.5
n78_90MHz_30kHz_3495MHz_DFT-s- OFDM QPSK_RB120@60	15.97
n78_90MHz_30kHz_3495MHz_DFT-s- OFDM QPSK_RB243@0	14.72

Mode	Conducted Average Power(dBm)
n78_90MHz_30kHz_3500MHz_CP-OFDM 16 QAM_RB245@0	12.41
n78_90MHz_30kHz_3500MHz_CP-OFDM 256 QAM_RB245@0	9.05
n78_90MHz_30kHz_3500MHz_CP-OFDM 64 QAM_RB245@0	11.97
n78_90MHz_30kHz_3500MHz_CP-OFDM QPSK_RB1@1	13.52
n78_90MHz_30kHz_3500MHz_CP-OFDM QPSK_RB1@243	13.7
n78_90MHz_30kHz_3500MHz_CP-OFDM QPSK_RB123@61	14.11
n78_90MHz_30kHz_3500MHz_CP-OFDM QPSK_RB245@0	12.35
n78_90MHz_30kHz_3500MHz_DFT-s- OFDM 16 QAM_RB243@0	13.44
n78_90MHz_30kHz_3500MHz_DFT-s- OFDM 256 QAM_RB243@0	11.05
n78_90MHz_30kHz_3500MHz_DFT-s- OFDM 64 QAM_RB243@0	12.92
n78_90MHz_30kHz_3500MHz_DFT-s- OFDM PI/2 BPSK_RB1@1	15.37
n78_90MHz_30kHz_3500MHz_DFT-s- OFDM PI/2 BPSK_RB1@243	15.34
n78_90MHz_30kHz_3500MHz_DFT-s- OFDM PI/2 BPSK_RB120@60	15.58
n78_90MHz_30kHz_3500MHz_DFT-s- OFDM PI/2 BPSK_RB243@0	14.99
n78_90MHz_30kHz_3500MHz_DFT-s- OFDM QPSK_RB1@1	15.32
n78_90MHz_30kHz_3500MHz_DFT-s- OFDM QPSK_RB1@243	15.23
n78_90MHz_30kHz_3500MHz_DFT-s- OFDM QPSK_RB120@60	15.7
n78_90MHz_30kHz_3500MHz_DFT-s- OFDM QPSK_RB243@0	14.54
n78_90MHz_30kHz_3505MHz_CP-OFDM 16 QAM_RB245@0	12.71
n78_90MHz_30kHz_3505MHz_CP-OFDM 256 QAM_RB245@0	9.08
n78_90MHz_30kHz_3505MHz_CP-OFDM 64 QAM_RB245@0	12.18
n78_90MHz_30kHz_3505MHz_CP-OFDM QPSK_RB1@1	13.71
n78_90MHz_30kHz_3505MHz_CP-OFDM QPSK_RB1@243	13.6
n78_90MHz_30kHz_3505MHz_CP-OFDM QPSK_RB123@61	14.12
n78_90MHz_30kHz_3505MHz_CP-OFDM QPSK_RB245@0	12.54
n78_90MHz_30kHz_3505MHz_DFT-s- OFDM 16 QAM_RB243@0	13.37
n78_90MHz_30kHz_3505MHz_DFT-s- OFDM 256 QAM_RB243@0	10.93
n78_90MHz_30kHz_3505MHz_DFT-s- OFDM 64 QAM_RB243@0	13.26
n78_90MHz_30kHz_3505MHz_DFT-s- OFDM PI/2 BPSK_RB1@1	15.4
n78_90MHz_30kHz_3505MHz_DFT-s- OFDM PI/2 BPSK_RB1@243	15.31
n78_90MHz_30kHz_3505MHz_DFT-s- OFDM PI/2 BPSK_RB120@60	15.54
n78_90MHz_30kHz_3505MHz_DFT-s- OFDM PI/2 BPSK_RB243@0	15.08
n78_90MHz_30kHz_3505MHz_DFT-s- OFDM QPSK_RB1@1	15.39
n78_90MHz_30kHz_3505MHz_DFT-s- OFDM QPSK_RB1@243	15.19
n78_90MHz_30kHz_3505MHz_DFT-s- OFDM QPSK_RB120@60	15.55
n78_90MHz_30kHz_3505MHz_DFT-s- OFDM QPSK_RB243@0	14.43

Mode	Conducted Average Power(dBm)
n78_100MHz_30kHz_3500MHz_CP- OFDM 16 QAM_RB273@0	12.42
n78_100MHz_30kHz_3500MHz_CP- OFDM 256 QAM_RB273@0	9.30
n78_100MHz_30kHz_3500MHz_CP- OFDM 64 QAM_RB273@0	12.05
n78_100MHz_30kHz_3500MHz_CP- OFDM QPSK_RB1@1	13.46
n78_100MHz_30kHz_3500MHz_CP- OFDM QPSK_RB1@271	13.73
n78_100MHz_30kHz_3500MHz_CP- OFDM QPSK_RB137@68	14.15
n78_100MHz_30kHz_3500MHz_CP- OFDM QPSK_RB273@0	12.70
n78_100MHz_30kHz_3500MHz_DFT-s- OFDM 16 QAM_RB270@0	13.85
n78_100MHz_30kHz_3500MHz_DFT-s- OFDM 256 QAM_RB270@0	11.17
n78_100MHz_30kHz_3500MHz_DFT-s- OFDM 64 QAM_RB270@0	13.20
n78_100MHz_30kHz_3500MHz_DFT-s- OFDM PI/2 BPSK_RB1@1	15.37
n78_100MHz_30kHz_3500MHz_DFT-s- OFDM PI/2 BPSK_RB1@271	15.26
n78_100MHz_30kHz_3500MHz_DFT-s- OFDM PI/2 BPSK_RB135@67	15.93
n78_100MHz_30kHz_3500MHz_DFT-s- OFDM PI/2 BPSK_RB270@0	15.09
n78_100MHz_30kHz_3500MHz_DFT-s- OFDM QPSK_RB1@1	15.51
n78_100MHz_30kHz_3500MHz_DFT-s- OFDM QPSK_RB1@271	15.19
n78_100MHz_30kHz_3500MHz_DFT-s- OFDM QPSK_RB135@67	15.81
n78_100MHz_30kHz_3500MHz_DFT-s- OFDM QPSK_RB270@0	14.72

5G NR n78:

Mode	Conducted Average Power(dBm)
n78_10MHz_15kHz_3705MHz_CP-OFDM 16 QAM_RB52@0	12.27
n78_10MHz_15kHz_3705MHz_CP-OFDM 256 QAM_RB52@0	8.7
n78_10MHz_15kHz_3705MHz_CP-OFDM 64 QAM_RB52@0	11.69
n78_10MHz_15kHz_3705MHz_CP-OFDM QPSK_RB1@1	13.35
n78_10MHz_15kHz_3705MHz_CP-OFDM QPSK_RB1@50	13.38
n78_10MHz_15kHz_3705MHz_CP-OFDM QPSK_RB26@13	13.5
n78_10MHz_15kHz_3705MHz_CP-OFDM QPSK_RB52@0	12.26
n78_10MHz_15kHz_3705MHz_DFT-s- OFDM 16 QAM_RB50@0	12.17
n78_10MHz_15kHz_3705MHz_DFT-s- OFDM 256 QAM_RB50@0	10.66
n78_10MHz_15kHz_3705MHz_DFT-s- OFDM 64 QAM_RB50@0	12.09
n78_10MHz_15kHz_3705MHz_DFT-s- OFDM PI/2 BPSK_RB1@1	12.19
n78_10MHz_15kHz_3705MHz_DFT-s- OFDM PI/2 BPSK_RB1@50	12.15
n78_10MHz_15kHz_3705MHz_DFT-s- OFDM PI/2 BPSK_RB25@12	12.21
n78_10MHz_15kHz_3705MHz_DFT-s- OFDM PI/2 BPSK_RB50@0	12.2
n78_10MHz_15kHz_3705MHz_DFT-s- OFDM QPSK_RB1@1	12.03
n78_10MHz_15kHz_3705MHz_DFT-s- OFDM QPSK_RB1@50	14.93
n78_10MHz_15kHz_3705MHz_DFT-s- OFDM QPSK_RB25@12	12.25
n78_10MHz_15kHz_3705MHz_DFT-s- OFDM QPSK_RB50@0	14.04
n78_10MHz_15kHz_3750MHz_CP-OFDM 16 QAM_RB52@0	12.37
n78_10MHz_15kHz_3750MHz_CP-OFDM 256 QAM_RB52@0	9.11
n78_10MHz_15kHz_3750MHz_CP-OFDM 64 QAM_RB52@0	12.17
n78_10MHz_15kHz_3750MHz_CP-OFDM QPSK_RB1@1	13.8
n78_10MHz_15kHz_3750MHz_CP-OFDM QPSK_RB1@50	12.6
n78_10MHz_15kHz_3750MHz_CP-OFDM QPSK_RB26@13	13.78
n78_10MHz_15kHz_3750MHz_CP-OFDM QPSK_RB52@0	12.24
n78_10MHz_15kHz_3750MHz_DFT-s- OFDM 16 QAM_RB50@0	13.36
n78_10MHz_15kHz_3750MHz_DFT-s- OFDM 256 QAM_RB50@0	10.96
n78_10MHz_15kHz_3750MHz_DFT-s- OFDM 64 QAM_RB50@0	12.54
n78_10MHz_15kHz_3750MHz_DFT-s- OFDM PI/2 BPSK_RB1@1	15.31
n78_10MHz_15kHz_3750MHz_DFT-s- OFDM PI/2 BPSK_RB1@50	15.31
n78_10MHz_15kHz_3750MHz_DFT-s- OFDM PI/2 BPSK_RB25@12	15.52
n78_10MHz_15kHz_3750MHz_DFT-s- OFDM PI/2 BPSK_RB50@0	14.84
n78_10MHz_15kHz_3750MHz_DFT-s- OFDM QPSK_RB1@1	15.4
n78_10MHz_15kHz_3750MHz_DFT-s- OFDM QPSK_RB1@50	15.18
n78_10MHz_15kHz_3750MHz_DFT-s- OFDM QPSK_RB25@12	15.29
n78_10MHz_15kHz_3750MHz_DFT-s- OFDM QPSK_RB50@0	14.39

Mode	Conducted Average Power(dBm)
n78_10MHz_15kHz_3795MHz_CP-OFDM 16 QAM_RB52@0	12.15
n78_10MHz_15kHz_3795MHz_CP-OFDM 256 QAM_RB52@0	8.76
n78_10MHz_15kHz_3795MHz_CP-OFDM 64 QAM_RB52@0	11.91
n78_10MHz_15kHz_3795MHz_CP-OFDM QPSK_RB1@1	12.24
n78_10MHz_15kHz_3795MHz_CP-OFDM QPSK_RB1@50	12.27
n78_10MHz_15kHz_3795MHz_CP-OFDM QPSK_RB26@13	12.25
n78_10MHz_15kHz_3795MHz_CP-OFDM QPSK_RB52@0	12.34
n78_10MHz_15kHz_3795MHz_DFT-s- OFDM 16 QAM_RB50@0	12.4
n78_10MHz_15kHz_3795MHz_DFT-s- OFDM 256 QAM_RB50@0	10.74
n78_10MHz_15kHz_3795MHz_DFT-s- OFDM 64 QAM_RB50@0	12.28
n78_10MHz_15kHz_3795MHz_DFT-s- OFDM PI/2 BPSK_RB1@1	15.21
n78_10MHz_15kHz_3795MHz_DFT-s- OFDM PI/2 BPSK_RB1@50	15.4
n78_10MHz_15kHz_3795MHz_DFT-s- OFDM PI/2 BPSK_RB25@12	15.34
n78_10MHz_15kHz_3795MHz_DFT-s- OFDM PI/2 BPSK_RB50@0	12.64
n78_10MHz_15kHz_3795MHz_DFT-s- OFDM QPSK_RB1@1	15.2
n78_10MHz_15kHz_3795MHz_DFT-s- OFDM QPSK_RB1@50	12.24
n78_10MHz_15kHz_3795MHz_DFT-s- OFDM QPSK_RB25@12	15.27
n78_10MHz_15kHz_3795MHz_DFT-s- OFDM QPSK_RB50@0	12.46
n78_15MHz_15kHz_3707.5MHz_CP-OFDM 16 QAM_RB106@0	12.42
n78_15MHz_15kHz_3707.5MHz_CP-OFDM 256 QAM_RB106@0	8.94
n78_15MHz_15kHz_3707.5MHz_CP-OFDM 64 QAM_RB106@0	11.66
n78_15MHz_15kHz_3707.5MHz_CP-OFDM QPSK_RB1@1	12.19
n78_15MHz_15kHz_3707.5MHz_CP-OFDM QPSK_RB1@104	13.65
n78_15MHz_15kHz_3707.5MHz_CP-OFDM QPSK_RB106@0	12.39
n78_15MHz_15kHz_3707.5MHz_CP-OFDM QPSK_RB53@26	12.25
n78_15MHz_15kHz_3707.5MHz_DFT-s- OFDM 16 QAM_RB100@0	12.13
n78_15MHz_15kHz_3707.5MHz_DFT-s- OFDM 256 QAM_RB100@0	10.51
n78_15MHz_15kHz_3707.5MHz_DFT-s- OFDM 64 QAM_RB100@0	12.53
n78_15MHz_15kHz_3707.5MHz_DFT-s- OFDM PI/2 BPSK_RB1@1	14.89
n78_15MHz_15kHz_3707.5MHz_DFT-s- OFDM PI/2 BPSK_RB1@104	12.05
n78_15MHz_15kHz_3707.5MHz_DFT-s- OFDM PI/2 BPSK_RB100@0	15.1
n78_15MHz_15kHz_3707.5MHz_DFT-s- OFDM PI/2 BPSK_RB50@25	14.61
n78_15MHz_15kHz_3707.5MHz_DFT-s- OFDM QPSK_RB1@1	14.83
n78_15MHz_15kHz_3707.5MHz_DFT-s- OFDM QPSK_RB1@104	11.95
n78_15MHz_15kHz_3707.5MHz_DFT-s- OFDM QPSK_RB100@0	15.26
n78_15MHz_15kHz_3707.5MHz_DFT-s- OFDM QPSK_RB50@25	14.21

Mode	Conducted Average Power(dBm)
n78_15MHz_15kHz_3750MHz_CP-OFDM 16 QAM_RB106@0	12.46
n78_15MHz_15kHz_3750MHz_CP-OFDM 256 QAM_RB106@0	9.05
n78_15MHz_15kHz_3750MHz_CP-OFDM 64 QAM_RB106@0	12.12
n78_15MHz_15kHz_3750MHz_CP-OFDM QPSK_RB1@1	12.53
n78_15MHz_15kHz_3750MHz_CP-OFDM QPSK_RB1@104	14.05
n78_15MHz_15kHz_3750MHz_CP-OFDM QPSK_RB106@0	12.74
n78_15MHz_15kHz_3750MHz_CP-OFDM QPSK_RB53@26	12.64
n78_15MHz_15kHz_3750MHz_DFT-s- OFDM 16 QAM_RB100@0	13.42
n78_15MHz_15kHz_3750MHz_DFT-s- OFDM 256 QAM_RB100@0	10.89
n78_15MHz_15kHz_3750MHz_DFT-s- OFDM 64 QAM_RB100@0	13
n78_15MHz_15kHz_3750MHz_DFT-s- OFDM PI/2 BPSK_RB1@1	12.7
n78_15MHz_15kHz_3750MHz_DFT-s- OFDM PI/2 BPSK_RB1@104	12.71
n78_15MHz_15kHz_3750MHz_DFT-s- OFDM PI/2 BPSK_RB100@0	12.68
n78_15MHz_15kHz_3750MHz_DFT-s- OFDM PI/2 BPSK_RB50@25	12.69
n78_15MHz_15kHz_3750MHz_DFT-s- OFDM QPSK_RB1@1	15.44
n78_15MHz_15kHz_3750MHz_DFT-s- OFDM QPSK_RB1@104	12.59
n78_15MHz_15kHz_3750MHz_DFT-s- OFDM QPSK_RB100@0	12.64
n78_15MHz_15kHz_3750MHz_DFT-s- OFDM QPSK_RB50@25	14.4
n78_15MHz_15kHz_3792.5MHz_CP- OFDM 16 QAM_RB79@0	12.42
n78_15MHz_15kHz_3792.5MHz_CP- OFDM 256 QAM_RB79@0	8.99
n78_15MHz_15kHz_3792.5MHz_CP- OFDM 64 QAM_RB79@0	11.87
n78_15MHz_15kHz_3792.5MHz_CP- OFDM QPSK_RB1@1	13.82
n78_15MHz_15kHz_3792.5MHz_CP- OFDM QPSK_RB1@77	12.4
n78_15MHz_15kHz_3792.5MHz_CP- OFDM QPSK_RB39@19	12.59
n78_15MHz_15kHz_3792.5MHz_CP- OFDM QPSK_RB79@0	12.44
n78_15MHz_15kHz_3792.5MHz_DFT-s- OFDM 16 QAM_RB75@0	12.7
n78_15MHz_15kHz_3792.5MHz_DFT-s- OFDM 256 QAM_RB75@0	11.15
n78_15MHz_15kHz_3792.5MHz_DFT-s- OFDM 64 QAM_RB75@0	12.58
n78_15MHz_15kHz_3792.5MHz_DFT-s- OFDM PI/2 BPSK_RB1@1	15.4
n78_15MHz_15kHz_3792.5MHz_DFT-s- OFDM PI/2 BPSK_RB1@77	12.65
n78_15MHz_15kHz_3792.5MHz_DFT-s- OFDM PI/2 BPSK_RB36@18	12.83
n78_15MHz_15kHz_3792.5MHz_DFT-s- OFDM PI/2 BPSK_RB75@0	12.66
n78_15MHz_15kHz_3792.5MHz_DFT-s- OFDM QPSK_RB1@1	15.19
n78_15MHz_15kHz_3792.5MHz_DFT-s- OFDM QPSK_RB1@77	12.51
n78_15MHz_15kHz_3792.5MHz_DFT-s- OFDM QPSK_RB36@18	15.49
n78_15MHz_15kHz_3792.5MHz_DFT-s- OFDM QPSK_RB75@0	12.56

Mode	Conducted Average Power(dBm)
n78_25MHz_15kHz_3712.5MHz_CP-OFDM 16 QAM_RB106@0	12.14
n78_25MHz_15kHz_3712.5MHz_CP-OFDM 256 QAM_RB106@0	8.67
n78_25MHz_15kHz_3712.5MHz_CP-OFDM 64 QAM_RB106@0	11.8
n78_25MHz_15kHz_3712.5MHz_CP-OFDM QPSK_RB1@1	13.58
n78_25MHz_15kHz_3712.5MHz_CP-OFDM QPSK_RB1@104	13.91
n78_25MHz_15kHz_3712.5MHz_CP-OFDM QPSK_RB106@0	11.91
n78_25MHz_15kHz_3712.5MHz_CP-OFDM QPSK_RB53@26	13.73
n78_25MHz_15kHz_3712.5MHz_DFT-s- OFDM 16 QAM_RB100@0	13.07
n78_25MHz_15kHz_3712.5MHz_DFT-s- OFDM 256 QAM_RB100@0	10.63
n78_25MHz_15kHz_3712.5MHz_DFT-s- OFDM 64 QAM_RB100@0	12.75
n78_25MHz_15kHz_3712.5MHz_DFT-s- OFDM PI/2 BPSK_RB1@1	15.2
n78_25MHz_15kHz_3712.5MHz_DFT-s- OFDM PI/2 BPSK_RB1@104	15.33
n78_25MHz_15kHz_3712.5MHz_DFT-s- OFDM PI/2 BPSK_RB100@0	14.69
n78_25MHz_15kHz_3712.5MHz_DFT-s- OFDM PI/2 BPSK_RB50@25	15.27
n78_25MHz_15kHz_3712.5MHz_DFT-s- OFDM QPSK_RB1@1	15.07
n78_25MHz_15kHz_3712.5MHz_DFT-s- OFDM QPSK_RB1@104	15.26
n78_25MHz_15kHz_3712.5MHz_DFT-s- OFDM QPSK_RB100@0	14.16
n78_25MHz_15kHz_3712.5MHz_DFT-s- OFDM QPSK_RB50@25	15.17
n78_25MHz_15kHz_3750MHz_CP-OFDM 16 QAM_RB106@0	12.41
n78_25MHz_15kHz_3750MHz_CP-OFDM 256 QAM_RB106@0	8.64
n78_25MHz_15kHz_3750MHz_CP-OFDM 64 QAM_RB106@0	11.81
n78_25MHz_15kHz_3750MHz_CP-OFDM QPSK_RB1@1	13.77
n78_25MHz_15kHz_3750MHz_CP-OFDM QPSK_RB1@104	13.87
n78_25MHz_15kHz_3750MHz_CP-OFDM QPSK_RB106@0	12.35
n78_25MHz_15kHz_3750MHz_CP-OFDM QPSK_RB53@26	13.69
n78_25MHz_15kHz_3750MHz_DFT-s- OFDM 16 QAM_RB100@0	13.55
n78_25MHz_15kHz_3750MHz_DFT-s- OFDM 256 QAM_RB100@0	10.97
n78_25MHz_15kHz_3750MHz_DFT-s- OFDM 64 QAM_RB100@0	13.06
n78_25MHz_15kHz_3750MHz_DFT-s- OFDM PI/2 BPSK_RB1@1	15.42
n78_25MHz_15kHz_3750MHz_DFT-s- OFDM PI/2 BPSK_RB1@104	15.42
n78_25MHz_15kHz_3750MHz_DFT-s- OFDM PI/2 BPSK_RB100@0	15.05
n78_25MHz_15kHz_3750MHz_DFT-s- OFDM PI/2 BPSK_RB50@25	15.5
n78_25MHz_15kHz_3750MHz_DFT-s- OFDM QPSK_RB1@1	15.38
n78_25MHz_15kHz_3750MHz_DFT-s- OFDM QPSK_RB1@104	15.41
n78_25MHz_15kHz_3750MHz_DFT-s- OFDM QPSK_RB100@0	14.44
n78_25MHz_15kHz_3750MHz_DFT-s- OFDM QPSK_RB50@25	15.61

Mode	Conducted Average Power(dBm)
n78_25MHz_15kHz_3787.5MHz_CP-OFDM 16 QAM_RB106@0	12.23
n78_25MHz_15kHz_3787.5MHz_CP-OFDM 256 QAM_RB106@0	8.79
n78_25MHz_15kHz_3787.5MHz_CP-OFDM 64 QAM_RB106@0	11.66
n78_25MHz_15kHz_3787.5MHz_CP-OFDM QPSK_RB1@1	13.95
n78_25MHz_15kHz_3787.5MHz_CP-OFDM QPSK_RB1@104	13.72
n78_25MHz_15kHz_3787.5MHz_CP-OFDM QPSK_RB106@0	12.27
n78_25MHz_15kHz_3787.5MHz_CP-OFDM QPSK_RB53@26	13.75
n78_25MHz_15kHz_3787.5MHz_DFT-s- OFDM 16 QAM_RB100@0	13.43
n78_25MHz_15kHz_3787.5MHz_DFT-s- OFDM 256 QAM_RB100@0	10.84
n78_25MHz_15kHz_3787.5MHz_DFT-s- OFDM 64 QAM_RB100@0	12.79
n78_25MHz_15kHz_3787.5MHz_DFT-s- OFDM PI/2 BPSK_RB1@1	15.24
n78_25MHz_15kHz_3787.5MHz_DFT-s- OFDM PI/2 BPSK_RB1@104	15.22
n78_25MHz_15kHz_3787.5MHz_DFT-s- OFDM PI/2 BPSK_RB100@0	14.83
n78_25MHz_15kHz_3787.5MHz_DFT-s- OFDM PI/2 BPSK_RB50@25	15.39
n78_25MHz_15kHz_3787.5MHz_DFT-s- OFDM QPSK_RB1@1	15.35
n78_25MHz_15kHz_3787.5MHz_DFT-s- OFDM QPSK_RB1@104	15.3
n78_25MHz_15kHz_3787.5MHz_DFT-s- OFDM QPSK_RB100@0	14.44
n78_25MHz_15kHz_3787.5MHz_DFT-s- OFDM QPSK_RB50@25	15.34
n78_30MHz_15kHz_3715MHz_CP-OFDM 16 QAM_RB160@0	12.23
n78_30MHz_15kHz_3715MHz_CP-OFDM 256 QAM_RB160@0	8.65
n78_30MHz_15kHz_3715MHz_CP-OFDM 64 QAM_RB160@0	11.72
n78_30MHz_15kHz_3715MHz_CP-OFDM QPSK_RB1@1	13.46
n78_30MHz_15kHz_3715MHz_CP-OFDM QPSK_RB1@158	13.49
n78_30MHz_15kHz_3715MHz_CP-OFDM QPSK_RB160@0	12.09
n78_30MHz_15kHz_3715MHz_CP-OFDM QPSK_RB80@40	13.73
n78_30MHz_15kHz_3715MHz_DFT-s- OFDM 16 QAM_RB160@0	13.2
n78_30MHz_15kHz_3715MHz_DFT-s- OFDM 256 QAM_RB160@0	10.64
n78_30MHz_15kHz_3715MHz_DFT-s- OFDM 64 QAM_RB160@0	12.68
n78_30MHz_15kHz_3715MHz_DFT-s- OFDM PI/2 BPSK_RB1@1	15.03
n78_30MHz_15kHz_3715MHz_DFT-s- OFDM PI/2 BPSK_RB1@158	15.37
n78_30MHz_15kHz_3715MHz_DFT-s- OFDM PI/2 BPSK_RB160@0	14.65
n78_30MHz_15kHz_3715MHz_DFT-s- OFDM PI/2 BPSK_RB80@40	15.11
n78_30MHz_15kHz_3715MHz_DFT-s- OFDM QPSK_RB1@1	14.89
n78_30MHz_15kHz_3715MHz_DFT-s- OFDM QPSK_RB1@158	15.14
n78_30MHz_15kHz_3715MHz_DFT-s- OFDM QPSK_RB160@0	14.15
n78_30MHz_15kHz_3715MHz_DFT-s- OFDM QPSK_RB80@40	15.22

Mode	Conducted Average Power(dBm)
n78_30MHz_15kHz_3750MHz_CP-OFDM 16 QAM_RB160@0	12.49
n78_30MHz_15kHz_3750MHz_CP-OFDM 256 QAM_RB160@0	9.05
n78_30MHz_15kHz_3750MHz_CP-OFDM 64 QAM_RB160@0	11.99
n78_30MHz_15kHz_3750MHz_CP-OFDM QPSK_RB1@1	13.84
n78_30MHz_15kHz_3750MHz_CP-OFDM QPSK_RB1@158	13.89
n78_30MHz_15kHz_3750MHz_CP-OFDM QPSK_RB160@0	12.54
n78_30MHz_15kHz_3750MHz_CP-OFDM QPSK_RB80@40	14.06
n78_30MHz_15kHz_3750MHz_DFT-s- OFDM 16 QAM_RB160@0	13.5
n78_30MHz_15kHz_3750MHz_DFT-s- OFDM 256 QAM_RB160@0	10.98
n78_30MHz_15kHz_3750MHz_DFT-s- OFDM 64 QAM_RB160@0	12.99
n78_30MHz_15kHz_3750MHz_DFT-s- OFDM PI/2 BPSK_RB1@1	15.3
n78_30MHz_15kHz_3750MHz_DFT-s- OFDM PI/2 BPSK_RB1@158	15.64
n78_30MHz_15kHz_3750MHz_DFT-s- OFDM PI/2 BPSK_RB160@0	15.01
n78_30MHz_15kHz_3750MHz_DFT-s- OFDM PI/2 BPSK_RB80@40	15.64
n78_30MHz_15kHz_3750MHz_DFT-s- OFDM QPSK_RB1@1	15.33
n78_30MHz_15kHz_3750MHz_DFT-s- OFDM QPSK_RB1@158	15.44
n78_30MHz_15kHz_3750MHz_DFT-s- OFDM QPSK_RB160@0	14.47
n78_30MHz_15kHz_3750MHz_DFT-s- OFDM QPSK_RB80@40	15.61
n78_30MHz_15kHz_3785MHz_CP-OFDM 16 QAM_RB160@0	12.79
n78_30MHz_15kHz_3785MHz_CP-OFDM 256 QAM_RB160@0	9.17
n78_30MHz_15kHz_3785MHz_CP-OFDM 64 QAM_RB160@0	12.18
n78_30MHz_15kHz_3785MHz_CP-OFDM QPSK_RB1@1	12.84
n78_30MHz_15kHz_3785MHz_CP-OFDM QPSK_RB1@158	12.63
n78_30MHz_15kHz_3785MHz_CP-OFDM QPSK_RB160@0	12.61
n78_30MHz_15kHz_3785MHz_CP-OFDM QPSK_RB80@40	12.77
n78_30MHz_15kHz_3785MHz_DFT-s- OFDM 16 QAM_RB160@0	13.39
n78_30MHz_15kHz_3785MHz_DFT-s- OFDM 256 QAM_RB160@0	11.15
n78_30MHz_15kHz_3785MHz_DFT-s- OFDM 64 QAM_RB160@0	13.01
n78_30MHz_15kHz_3785MHz_DFT-s- OFDM PI/2 BPSK_RB1@1	15.45
n78_30MHz_15kHz_3785MHz_DFT-s- OFDM PI/2 BPSK_RB1@158	15.38
n78_30MHz_15kHz_3785MHz_DFT-s- OFDM PI/2 BPSK_RB160@0	15.08
n78_30MHz_15kHz_3785MHz_DFT-s- OFDM PI/2 BPSK_RB80@40	15.54
n78_30MHz_15kHz_3785MHz_DFT-s- OFDM QPSK_RB1@1	15.39
n78_30MHz_15kHz_3785MHz_DFT-s- OFDM QPSK_RB1@158	15.36
n78_30MHz_15kHz_3785MHz_DFT-s- OFDM QPSK_RB160@0	14.47
n78_30MHz_15kHz_3785MHz_DFT-s- OFDM QPSK_RB80@40	15.48

Mode	Conducted Average Power(dBm)
n78_40MHz_15kHz_3720MHz_CP-OFDMm 16 QAM_RB216@0	12.33
n78_40MHz_15kHz_3720MHz_CP-OFDM 256 QAM_RB216@0	8.81
n78_40MHz_15kHz_3720MHz_CP-OFDM 64 QAM_RB216@0	11.85
n78_40MHz_15kHz_3720MHz_CP-OFDM QPSK_RB1@1	12.40
n78_40MHz_15kHz_3720MHz_CP-OFDM QPSK_RB1@214	12.70
n78_40MHz_15kHz_3720MHz_CP-OFDM QPSK_RB108@54	12.50
n78_40MHz_15kHz_3720MHz_CP-OFDM QPSK_RB216@0	12.35
n78_40MHz_15kHz_3720MHz_DFT-s- OFDM 16 QAM_RB216@0	12.46
n78_40MHz_15kHz_3720MHz_DFT-s- OFDM 256 QAM_RB216@0	10.82
n78_40MHz_15kHz_3720MHz_DFT-s- OFDM 64 QAM_RB216@0	12.40
n78_40MHz_15kHz_3720MHz_DFT-s- OFDM PI/2 BPSK_RB1@1	12.24
n78_40MHz_15kHz_3720MHz_DFT-s- OFDM PI/2 BPSK_RB1@214	12.66
n78_40MHz_15kHz_3720MHz_DFT-s- OFDM PI/2 BPSK_RB108@54	12.48
n78_40MHz_15kHz_3720MHz_DFT-s- OFDM PI/2 BPSK_RB216@0	12.43
n78_40MHz_15kHz_3720MHz_DFT-s- OFDM QPSK_RB1@1	12.33
n78_40MHz_15kHz_3720MHz_DFT-s- OFDM QPSK_RB1@214	12.46
n78_40MHz_15kHz_3720MHz_DFT-s- OFDM QPSK_RB108@54	12.47
n78_40MHz_15kHz_3720MHz_DFT-s- OFDM QPSK_RB216@0	12.33
n78_40MHz_15kHz_3750MHz_CP-OFDM 16 QAM_RB216@0	12.34
n78_40MHz_15kHz_3750MHz_CP-OFDM 256 QAM_RB216@0	8.86
n78_40MHz_15kHz_3750MHz_CP-OFDM 64 QAM_RB216@0	11.82
n78_40MHz_15kHz_3750MHz_CP-OFDM QPSK_RB1@1	12.28
n78_40MHz_15kHz_3750MHz_CP-OFDM QPSK_RB1@214	12.50
n78_40MHz_15kHz_3750MHz_CP-OFDM QPSK_RB108@54	12.44
n78_40MHz_15kHz_3750MHz_CP-OFDM QPSK_RB216@0	12.37
n78_40MHz_15kHz_3750MHz_DFT-s- OFDM 16 QAM_RB216@0	13.52
n78_40MHz_15kHz_3750MHz_DFT-s- OFDM 256 QAM_RB216@0	11.09
n78_40MHz_15kHz_3750MHz_DFT-s- OFDM 64 QAM_RB216@0	12.70
n78_40MHz_15kHz_3750MHz_DFT-s- OFDM PI/2 BPSK_RB1@1	12.41
n78_40MHz_15kHz_3750MHz_DFT-s- OFDM PI/2 BPSK_RB1@214	12.66
n78_40MHz_15kHz_3750MHz_DFT-s- OFDM PI/2 BPSK_RB108@54	12.75
n78_40MHz_15kHz_3750MHz_DFT-s- OFDM PI/2 BPSK_RB216@0	12.63
n78_40MHz_15kHz_3750MHz_DFT-s- OFDM QPSK_RB1@1	12.34
n78_40MHz_15kHz_3750MHz_DFT-s- OFDM QPSK_RB1@214	15.34
n78_40MHz_15kHz_3750MHz_DFT-s- OFDM QPSK_RB108@54	12.63
n78_40MHz_15kHz_3750MHz_DFT-s- OFDM QPSK_RB216@0	14.37

Mode	Conducted Average Power(dBm)
n78_40MHz_15kHz_3780MHz_CP-OFDM 16 QAM_RB216@0	12.28
n78_40MHz_15kHz_3780MHz_CP-OFDM 256 QAM_RB216@0	8.85
n78_40MHz_15kHz_3780MHz_CP-OFDM 64 QAM_RB216@0	11.86
n78_40MHz_15kHz_3780MHz_CP-OFDM QPSK_RB1@1	13.76
n78_40MHz_15kHz_3780MHz_CP-OFDM QPSK_RB1@214	13.66
n78_40MHz_15kHz_3780MHz_CP-OFDM QPSK_RB108@54	13.87
n78_40MHz_15kHz_3780MHz_CP-OFDM QPSK_RB216@0	12.36
n78_40MHz_15kHz_3780MHz_DFT-s- OFDM 16 QAM_RB216@0	13.35
n78_40MHz_15kHz_3780MHz_DFT-s- OFDM 256 QAM_RB216@0	10.83
n78_40MHz_15kHz_3780MHz_DFT-s- OFDM 64 QAM_RB216@0	12.88
n78_40MHz_15kHz_3780MHz_DFT-s- OFDM PI/2 BPSK_RB1@1	15.60
n78_40MHz_15kHz_3780MHz_DFT-s- OFDM PI/2 BPSK_RB1@214	15.50
n78_40MHz_15kHz_3780MHz_DFT-s- OFDM PI/2 BPSK_RB108@54	15.63
n78_40MHz_15kHz_3780MHz_DFT-s- OFDM PI/2 BPSK_RB216@0	15.01
n78_40MHz_15kHz_3780MHz_DFT-s- OFDM QPSK_RB1@1	15.39
n78_40MHz_15kHz_3780MHz_DFT-s- OFDM QPSK_RB1@214	15.17
n78_40MHz_15kHz_3780MHz_DFT-s- OFDM QPSK_RB108@54	15.38
n78_40MHz_15kHz_3780MHz_DFT-s- OFDM QPSK_RB216@0	14.53
n78_50MHz_15kHz_3725MHz_CP-OFDM 16 QAM_RB270@0	12.40
n78_50MHz_15kHz_3725MHz_CP-OFDM 256 QAM_RB270@0	8.57
n78_50MHz_15kHz_3725MHz_CP-OFDM 64 QAM_RB270@0	11.59
n78_50MHz_15kHz_3725MHz_CP-OFDM QPSK_RB1@1	13.48
n78_50MHz_15kHz_3725MHz_CP-OFDM QPSK_RB1@268	13.88
n78_50MHz_15kHz_3725MHz_CP-OFDM QPSK_RB135@67	13.79
n78_50MHz_15kHz_3725MHz_CP-OFDM QPSK_RB270@0	12.07
n78_50MHz_15kHz_3725MHz_DFT-s- OFDM 16 QAM_RB270@0	12.20
n78_50MHz_15kHz_3725MHz_DFT-s- OFDM 256 QAM_RB270@0	10.81
n78_50MHz_15kHz_3725MHz_DFT-s- OFDM 64 QAM_RB270@0	12.19
n78_50MHz_15kHz_3725MHz_DFT-s- OFDM PI/2 BPSK_RB1@1	15.05
n78_50MHz_15kHz_3725MHz_DFT-s- OFDM PI/2 BPSK_RB1@268	12.24
n78_50MHz_15kHz_3725MHz_DFT-s- OFDM PI/2 BPSK_RB135@67	12.18
n78_50MHz_15kHz_3725MHz_DFT-s- OFDM PI/2 BPSK_RB270@0	12.19
n78_50MHz_15kHz_3725MHz_DFT-s- OFDM QPSK_RB1@1	11.95
n78_50MHz_15kHz_3725MHz_DFT-s- OFDM QPSK_RB1@268	12.35
n78_50MHz_15kHz_3725MHz_DFT-s- OFDM QPSK_RB135@67	12.04
n78_50MHz_15kHz_3725MHz_DFT-s- OFDM QPSK_RB270@0	12.22

Mode	Conducted Average Power(dBm)
n78_50MHz_15kHz_3750MHz_CP-OFDM 16 QAM_RB270@0	12.37
n78_50MHz_15kHz_3750MHz_CP-OFDM 256 QAM_RB270@0	8.62
n78_50MHz_15kHz_3750MHz_CP-OFDM 64 QAM_RB270@0	11.77
n78_50MHz_15kHz_3750MHz_CP-OFDM QPSK_RB1@1	13.79
n78_50MHz_15kHz_3750MHz_CP-OFDM QPSK_RB1@268	13.71
n78_50MHz_15kHz_3750MHz_CP-OFDM QPSK_RB135@67	14.14
n78_50MHz_15kHz_3750MHz_CP-OFDM QPSK_RB270@0	12.22
n78_50MHz_15kHz_3750MHz_DFT-s- OFDM 16 QAM_RB270@0	13.31
n78_50MHz_15kHz_3750MHz_DFT-s- OFDM 256 QAM_RB270@0	11.02
n78_50MHz_15kHz_3750MHz_DFT-s- OFDM 64 QAM_RB270@0	13.12
n78_50MHz_15kHz_3750MHz_DFT-s- OFDM PI/2 BPSK_RB1@1	15.16
n78_50MHz_15kHz_3750MHz_DFT-s- OFDM PI/2 BPSK_RB1@268	15.58
n78_50MHz_15kHz_3750MHz_DFT-s- OFDM PI/2 BPSK_RB135@67	15.61
n78_50MHz_15kHz_3750MHz_DFT-s- OFDM PI/2 BPSK_RB270@0	15.04
n78_50MHz_15kHz_3750MHz_DFT-s- OFDM QPSK_RB1@1	15.22
n78_50MHz_15kHz_3750MHz_DFT-s- OFDM QPSK_RB1@268	15.24
n78_50MHz_15kHz_3750MHz_DFT-s- OFDM QPSK_RB135@67	15.52
n78_50MHz_15kHz_3750MHz_DFT-s- OFDM QPSK_RB270@0	14.38
n78_50MHz_15kHz_3775MHz_CP-OFDM 16 QAM_RB270@0	12.38
n78_50MHz_15kHz_3775MHz_CP-OFDM 256 QAM_RB270@0	8.84
n78_50MHz_15kHz_3775MHz_CP-OFDM 64 QAM_RB270@0	11.85
n78_50MHz_15kHz_3775MHz_CP-OFDM QPSK_RB1@1	13.79
n78_50MHz_15kHz_3775MHz_CP-OFDM QPSK_RB1@268	13.70
n78_50MHz_15kHz_3775MHz_CP-OFDM QPSK_RB135@67	13.99
n78_50MHz_15kHz_3775MHz_CP-OFDM QPSK_RB270@0	12.38
n78_50MHz_15kHz_3775MHz_DFT-s- OFDM 16 QAM_RB270@0	13.33
n78_50MHz_15kHz_3775MHz_DFT-s- OFDM 256 QAM_RB270@0	10.81
n78_50MHz_15kHz_3775MHz_DFT-s- OFDM 64 QAM_RB270@0	12.90
n78_50MHz_15kHz_3775MHz_DFT-s- OFDM PI/2 BPSK_RB1@1	15.48
n78_50MHz_15kHz_3775MHz_DFT-s- OFDM PI/2 BPSK_RB1@268	15.25
n78_50MHz_15kHz_3775MHz_DFT-s- OFDM PI/2 BPSK_RB135@67	15.35
n78_50MHz_15kHz_3775MHz_DFT-s- OFDM PI/2 BPSK_RB270@0	14.84
n78_50MHz_15kHz_3775MHz_DFT-s- OFDM QPSK_RB1@1	15.29
n78_50MHz_15kHz_3775MHz_DFT-s- OFDM QPSK_RB1@268	15.23
n78_50MHz_15kHz_3775MHz_DFT-s- OFDM QPSK_RB135@67	15.46
n78_50MHz_15kHz_3775MHz_DFT-s- OFDM QPSK_RB270@0	14.39

Mode	Conducted Average Power(dBm)
n78_70MHz_30kHz_3735MHz_CP-OFDM 16 QAM_RB189@0	12.50
n78_70MHz_30kHz_3735MHz_CP-OFDM 256 QAM_RB189@0	8.76
n78_70MHz_30kHz_3735MHz_CP-OFDM 64 QAM_RB189@0	11.78
n78_70MHz_30kHz_3735MHz_CP-OFDM QPSK_RB1@1	13.46
n78_70MHz_30kHz_3735MHz_CP-OFDM QPSK_RB1@187	13.86
n78_70MHz_30kHz_3735MHz_CP-OFDM QPSK_RB189@0	12.40
n78_70MHz_30kHz_3735MHz_CP-OFDM QPSK_RB95@47	13.89
n78_70MHz_30kHz_3735MHz_DFT-s- OFDM 16 QAM_RB180@0	13.47
n78_70MHz_30kHz_3735MHz_DFT-s- OFDM 256 QAM_RB180@0	10.93
n78_70MHz_30kHz_3735MHz_DFT-s- OFDM 64 QAM_RB180@0	12.91
n78_70MHz_30kHz_3735MHz_DFT-s- OFDM PI/2 BPSK_RB1@1	15.17
n78_70MHz_30kHz_3735MHz_DFT-s- OFDM PI/2 BPSK_RB1@187	15.65
n78_70MHz_30kHz_3735MHz_DFT-s- OFDM PI/2 BPSK_RB180@0	14.95
n78_70MHz_30kHz_3735MHz_DFT-s- OFDM PI/2 BPSK_RB90@45	15.55
n78_70MHz_30kHz_3735MHz_DFT-s- OFDM QPSK_RB1@1	15.11
n78_70MHz_30kHz_3735MHz_DFT-s- OFDM QPSK_RB1@187	15.41
n78_70MHz_30kHz_3735MHz_DFT-s- OFDM QPSK_RB180@0	14.59
n78_70MHz_30kHz_3735MHz_DFT-s- OFDM QPSK_RB90@45	15.52
n78_70MHz_30kHz_3750MHz_CP-OFDM 16 QAM_RB189@0	12.44
n78_70MHz_30kHz_3750MHz_CP-OFDM 256 QAM_RB189@0	9.01
n78_70MHz_30kHz_3750MHz_CP-OFDM 64 QAM_RB189@0	12.04
n78_70MHz_30kHz_3750MHz_CP-OFDM QPSK_RB1@1	14.21
n78_70MHz_30kHz_3750MHz_CP-OFDM QPSK_RB1@187	14.26
n78_70MHz_30kHz_3750MHz_CP-OFDM QPSK_RB189@0	12.61
n78_70MHz_30kHz_3750MHz_CP-OFDM QPSK_RB95@47	13.89
n78_70MHz_30kHz_3750MHz_DFT-s- OFDM 16 QAM_RB180@0	13.71
n78_70MHz_30kHz_3750MHz_DFT-s- OFDM 256 QAM_RB180@0	11.07
n78_70MHz_30kHz_3750MHz_DFT-s- OFDM 64 QAM_RB180@0	13.01
n78_70MHz_30kHz_3750MHz_DFT-s- OFDM PI/2 BPSK_RB1@1	15.07
n78_70MHz_30kHz_3750MHz_DFT-s- OFDM PI/2 BPSK_RB1@187	15.78
n78_70MHz_30kHz_3750MHz_DFT-s- OFDM PI/2 BPSK_RB180@0	15.07
n78_70MHz_30kHz_3750MHz_DFT-s- OFDM PI/2 BPSK_RB90@45	15.66
n78_70MHz_30kHz_3750MHz_DFT-s- OFDM QPSK_RB1@1	15.07
n78_70MHz_30kHz_3750MHz_DFT-s- OFDM QPSK_RB1@187	15.62
n78_70MHz_30kHz_3750MHz_DFT-s- OFDM QPSK_RB180@0	14.58
n78_70MHz_30kHz_3750MHz_DFT-s- OFDM QPSK_RB90@45	15.58

Mode	Conducted Average Power(dBm)
n78_70MHz_30kHz_3765MHz_CP-OFDM 16 QAM_RB189@0	12.72
n78_70MHz_30kHz_3765MHz_CP-OFDM 256 QAM_RB189@0	9.08
n78_70MHz_30kHz_3765MHz_CP-OFDM 64 QAM_RB189@0	12.14
n78_70MHz_30kHz_3765MHz_CP-OFDM QPSK_RB1@1	14.01
n78_70MHz_30kHz_3765MHz_CP-OFDM QPSK_RB1@187	14.28
n78_70MHz_30kHz_3765MHz_CP-OFDM QPSK_RB189@0	12.70
n78_70MHz_30kHz_3765MHz_CP-OFDM QPSK_RB95@47	14.21
n78_70MHz_30kHz_3765MHz_DFT-s- OFDM 16 QAM_RB180@0	13.68
n78_70MHz_30kHz_3765MHz_DFT-s- OFDM 256 QAM_RB180@0	11.09
n78_70MHz_30kHz_3765MHz_DFT-s- OFDM 64 QAM_RB180@0	13.14
n78_70MHz_30kHz_3765MHz_DFT-s- OFDM PI/2 BPSK_RB1@1	15.40
n78_70MHz_30kHz_3765MHz_DFT-s- OFDM PI/2 BPSK_RB1@187	15.66
n78_70MHz_30kHz_3765MHz_DFT-s- OFDM PI/2 BPSK_RB180@0	15.24
n78_70MHz_30kHz_3765MHz_DFT-s- OFDM PI/2 BPSK_RB90@45	15.74
n78_70MHz_30kHz_3765MHz_DFT-s- OFDM QPSK_RB1@1	15.24
n78_70MHz_30kHz_3765MHz_DFT-s- OFDM QPSK_RB1@187	15.61
n78_70MHz_30kHz_3765MHz_DFT-s- OFDM QPSK_RB180@0	14.88
n78_70MHz_30kHz_3765MHz_DFT-s- OFDM QPSK_RB90@45	15.56

WLAN 2.4G:

Mode	Channel frequency (MHz)	Duty cycle (%)	Maximum Conducted Average Output Power (dBm)	
			ANT12	ANT13
802.11b	2412	100	13.93	15.66
	2442		13.89	15.76
	2472		13.37	15.03
802.11g	2412		8.21	10.09
	2442		8.04	10.23
	2472		7.58	9.45
802.11n ht20	2412		7.52	9.93
	2442		7.93	10.23
	2472		7.50	9.35
802.11n ht40	2422		8.06	10.09
	2442		8.31	10.32
	2462		7.78	9.95

WLAN 5.2G:

Mode	Channel frequency (MHz)	Duty cycle (%)	Maximum Conducted Average Output Power (dBm)
802.11a	5180	100	12.80
	5200		12.47
	5240		12.46
802.11n ht20	5180		13.66
	5200		13.31
	5240		13.24
802.11n ht40	5190		11.67
	5230		11.13
802.11ac ht80	5210		9.03

WLAN 5.8G:

Mode	Channel frequency (MHz)	Duty cycle (%)	Maximum Conducted Average Output Power (dBm)
802.11a	5745	100	12.87
	5785		12.82
	5825		12.60
802.11n ht20	5745		13.22
	5785		13.24
	5825		12.58
802.11n ht40	5755		13.30
	5795		12.73
802.11ac ht80	5775		10.67

Bluetooth ANT12:

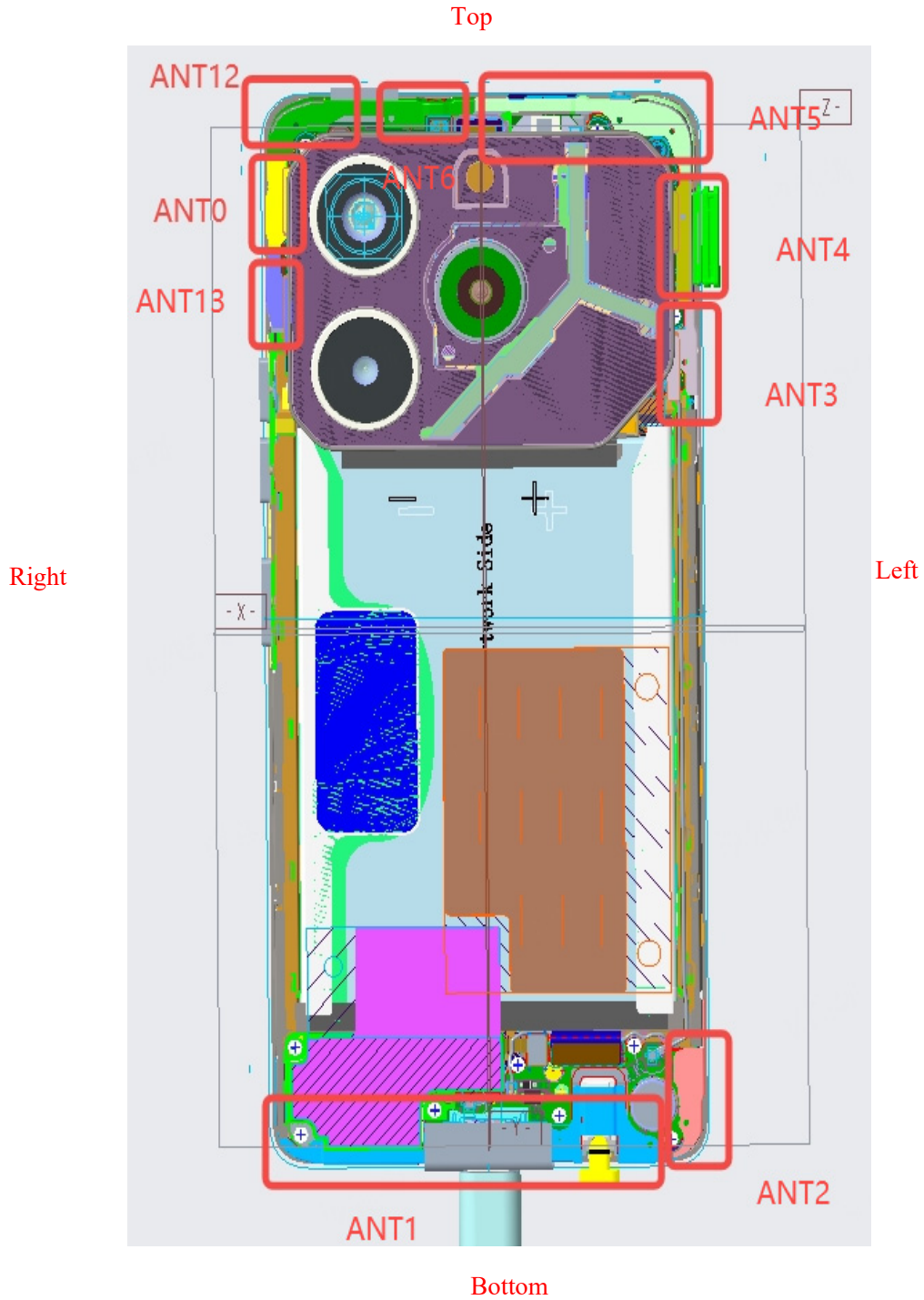
Mode	Channel frequency (MHz)	Duty cycle (%)	RF Output Power (dBm)
BDR(GFSK)	2402	/	2.34
	2441		2.49
	2480		2.17
EDR($\pi/4$ -DQPSK)	2402		1.38
	2441		1.36
	2480		1.30
EDR(8DPSK)	2402		1.46
	2441		1.58
	2480		1.47
BLE 1M	2402	60.32	-5.79
	2440		-4.90
	2480		-6.02
BLE 2M	2402	31.75	-5.66
	2440		-4.75
	2480		-5.54

Bluetooth ANT13:

Mode	Channel frequency (MHz)	Duty cycle (%)	RF Output Power (dBm)
BDR(GFSK)	2402	/	2.85
	2441		3.72
	2480		2.21
EDR($\pi/4$ -DQPSK)	2402		1.60
	2441		2.79
	2480		1.27
EDR(8DPSK)	2402		1.56
	2441		2.57
	2480		1.29
BLE 1M	2402	60.32	-4.24
	2440		-3.08
	2480		-4.40
BLE 2M	2402	31.75	-4.12
	2440		-3.17
	2480		-4.04

7. Standalone SAR test exclusion considerations

Antennas Location:



EUT Back View

Antenna	Description
Ant 0	TRX: LTE Band 42, 5G NR n77/78 DRX2:LTE Band 66 PRX:5G NR n77/78
Ant 1	DRX: All LTE Band
Ant 2	DRX2: LTE B7/40/41, 5G NR n77/78
Ant 3	PRX2: LTE B/7/40/41/66, NSA n7/40/41/66
Ant 4	DRX: 5G NR n77/78
Ant 5	TRX: GSM850/1900, WCDMA B2/4/5, LTE Band B2/4/5/7/12/17/38/40/41/66 PRX: All LTE Band
Ant 6	PRX2: 5G NR n77/78
Ant 12	TRX: WIFI 2.4/5G, Bluetooth
Ant 13	TRX: WIFI 2.4, Bluetooth

7.1 Antenna Distance To Edge(TRX)

Antenna Distance To Edge(mm)						
Antenna	Back	Front	Left	Right	Top	Bottom
Ant 0	< 5	< 5	73	< 5	7	139
Ant 5	< 5	< 5	< 5	36	< 5	157
Ant 12	< 5	< 5	65	< 5	< 5	159
Ant 13	< 5	< 5	73	< 5	15	139

7.2 Standalone SAR test exclusion considerations

Mode	Frequency (MHz)	Output Power (dBm)	Output Power (mW)	Distance (mm)	Calculated value	Threshold (1-g)	SAR Test Exclusion
WLAN 2.4G ANT12	2472	14.0	25.12	0	7.9	3.0	No
WLAN 2.4G ANT13	2472	16.0	39.81	0	12.5	3.0	No
WLAN 5.2G	5240	14.0	25.12	0	11.5	3.0	No
WLAN 5.8G	5825	14.0	25.12	0	12.1	3.0	No
Bluetooth ANT12	2480	3.0	2.00	0	0.6	3.0	YES
Bluetooth ANT13	2480	4.0	2.51	0	0.8	3.0	YES

Note: The Wi-Fi based average power for calculation, The bluetooth based peak power for calculation.

NOTE:

The 1-g and 10-g SAR test exclusion thresholds for 100 MHz to 6 GHz at test separation distances ≤ 50 mm are determined by:

$[(\text{max. power of channel, including tune-up tolerance, mW}) / (\text{min. test separation distance, mm})] \cdot$

$[\sqrt{f(\text{GHz})}] \leq 3.0$ for 1-g SAR and ≤ 7.5 for 10-g extremity SAR, where

1. $f(\text{GHz})$ is the RF channel transmit frequency in GHz.

2. Power and distance are rounded to the nearest mW and mm before calculation.

3. The result is rounded to one decimal place for comparison.

4. When the minimum test separation distance is < 5 mm, a distance of 5 mm is applied to determine SAR test Exclusion.

According to KDB 447498 D01 General RF Exposure Guidance v06, clause 4.3. General SAR test exclusion guidance:

c) For frequencies below 100 MHz, the following may be considered for SAR test exclusion (also illustrated in Appendix C):

1) For test separation distances > 50 mm and < 200 mm, the power threshold at the corresponding test separation distance at 100 MHz in step b) is multiplied by $[1 + \log(100/f(\text{MHz}))]$

2) For test separation distances ≤ 50 mm, the power threshold determined by the equation in c) 1) for 50 mm and 100 MHz is multiplied by $\frac{1}{2}$

3) SAR measurement procedures are not established below 100 MHz.

Measurement Result:

For NFC, the power of EUT: E Field@3m is 64.69dBuV/m = -30.51 dBm(0.001mW)

Note: $E[\text{dB}\mu\text{V}/\text{m}] = \text{EIRP}[\text{dBm}] + 95.2$ for $d = 3 \text{ m}$.

SAR test exclusion threshold for NFC(13.56MHz) separation distance < 50mm

$$= [474 * (1 + \log(100/f_{\text{MHz}}))] / 2$$

$$= 443 \text{ mW}$$

$$> 0.001 \text{ mW}$$

Conclusion:

The NFC SAR evaluation can be exempted.

7.3 Standalone SAR estimation:

ANT	Mode	Frequency (MHz)	Output Power (dBm)	Output Power (mW)	Distance (mm)	Estimated 1-g (W/kg)
12	BT Head	2480	3.0	2.00	0	0.08
	BT Body	2480	3.0	2.00	10	0.04
13	BT Head	2480	4.0	2.51	0	0.11
	BT Body	2480	4.0	2.51	10	0.05

Note: The bluetooth based peak power for calculation.

When standalone SAR test exclusion applies to an antenna that transmits simultaneously with other antennas, the standalone SAR must be estimated according to following to determine simultaneous transmission SAR test exclusion:

$$[(\text{max. power of channel, including tune-up tolerance, mW}) / (\text{min. test separation distance, mm})] \cdot [\sqrt{f(\text{GHz})} / x]$$

W/kg for test separation distances $\leq 50 \text{ mm}$;

where $x = 7.5$ for 1-g SAR.

When the minimum test separation distance is < 5 mm, a distance of 5 mm is applied to determine SAR test Exclusion

7.4 SAR test exclusion for the EUT edge considerations Result

Mode	Back	Front	Left	Right	Top	Bottom
Bluetooth(Ant 12)	Exclusion*	Exclusion*	Exclusion*	Exclusion*	Exclusion*	Exclusion*
Bluetooth(Ant 13)	Exclusion*	Exclusion*	Exclusion*	Exclusion*	Exclusion*	Exclusion*
2.4G WLAN (Ant 12)	Required	Required	Exclusion	Required	Required	Exclusion
2.4G WLAN (Ant 12)	Required	Required	Exclusion	Required	Required	Exclusion
5.2G WLAN	Required	Required	Exclusion	Required	Required	Exclusion
5.8G WLAN	Required	Required	Exclusion	Required	Required	Exclusion
WWAN (Ant 5)	Required	Required	Required	Exclusion	Required	Exclusion
WWAN (Ant 6)	Required	Required	Exclusion	Required	Required	Exclusion

Note:

Required: The distance to Edge is less than 25mm, testing is required.

Exclusion*: SAR test exclusion evaluation has been done above.

Exclusion: The distance to Edge is more than 25 mm, testing is not required.

Extremity Exposure Considerations

Per KDB 648474 D04 D04v01r03, this device is considered a “Phablet” since the diagonal dimension is >160mm and < 200mm, when hotspot mode applies, extremity SAR is required only for the surfaces and edges with hotspot mode scaled to the maximum output power (with tolerance is 1g SAR > 1.2W/kg)

Extremity Exposure Condition		
Worst Mode	Hotspot SAR value	Extremity Condition Test
PCS 1900	0.77W/kg@1g	Exclusion

8. SAR MEASUREMENT RESULTS

This page summarizes the results of the performed dosimetric evaluation.

8.1 SAR Test Data

Environmental Conditions

Temperature:	23.4-23.9°C	22.2-22.9°C	22.7-23.2°C	22.4-22.7°C	22.5-23.8°C
Relative Humidity:	52%	49%	45 %	44 %	46 %
ATM Pressure:	102.2kPa	101.3 kPa	100.9 kPa	100.7 kPa	100.9kPa
Test Date:	2024/1/14	2023/1/15	2024/1/16	2024/1/17	2024/1/18
Temperature:	23.5-23.8°C	22.9-23.5°C	22.8-23.6°C	22.7-23.6°C	21.7-21.9°C
Relative Humidity:	48 %	46 %	48 %	45 %	37 %
ATM Pressure:	100.9kPa	100.8 kPa	101.1 kPa	101 kPa	101.5 kPa
Test Date:	2024/1/19	2024/1/20	2024/1/21	2024/1/22	2024/1/23

Testing was performed by Wen Chen, Leo Lu, Aixlee Li.

GSM 850:

EUT Position	Frequency (MHz)	Test Mode	Max. Meas. Power (dBm)	Max. Rated Power (dBm)	1g SAR (W/kg)			
					Scaled Factor	Meas. SAR	Scaled SAR	Plot
Head Left Cheek	824.2	GSM	/	/	/	/	/	/
	836.6	GSM	32.95	33.0	1.012	0.358	0.362	1#
	848.8	GSM	/	/	/	/	/	/
Head Left Tilt	824.2	GSM	/	/	/	/	/	/
	836.6	GSM	32.95	33.0	1.012	0.312	0.316	2#
	848.8	GSM	/	/	/	/	/	/
Head Right Cheek	824.2	GSM	/	/	/	/	/	/
	836.6	GSM	32.95	33.0	1.012	0.514	0.520	3#
	848.8	GSM	/	/	/	/	/	/
Head Right Tilt	824.2	GSM	/	/	/	/	/	/
	836.6	GSM	32.95	33.0	1.012	0.46	0.465	4#
	848.8	GSM	/	/	/	/	/	/
Body Worn Front (10mm)	824.2	GSM	/	/	/	/	/	/
	836.6	GSM	32.95	33.0	1.012	0.063	0.064	5#
	848.8	GSM	/	/	/	/	/	/
Body Worn Back (10mm)	824.2	GSM	/	/	/	/	/	/
	836.6	GSM	32.95	33.0	1.012	0.067	0.068	6#
	848.8	GSM	/	/	/	/	/	/
Body Front (10mm)	824.2	GPRS	/	/	/	/	/	/
	836.6	GPRS	29.43	30.0	1.140	0.222	0.253	7#
	848.8	GPRS	/	/	/	/	/	/
Body Back (10mm)	824.2	GPRS	/	/	/	/	/	/
	836.6	GPRS	29.43	30.0	1.140	0.214	0.244	8#
	848.8	GPRS	/	/	/	/	/	/
Body Left (10mm)	824.2	GPRS	/	/	/	/	/	/
	836.6	GPRS	29.43	30.0	1.140	0.108	0.123	9#
	848.8	GPRS	/	/	/	/	/	/
Body Top (10mm)	824.2	GPRS	/	/	/	/	/	/
	836.6	GPRS	29.43	30.0	1.140	0.237	0.270	10#
	848.8	GPRS	/	/	/	/	/	/

The data above was performed on 2024/1/15.

Note:

1. When the 1-g SAR is $\leq 0.8\text{W/Kg}$, testing for other channels are optional.
2. The EUT transmit and receive through the same GSM antenna while testing SAR.
3. When SAR or MPE is not measured at the maximum power level allowed for production units, the results must be scaled to the maximum tune-up tolerance limit according to the power applied to the individual channels tested to determine compliance.
4. When the maximum output power variation across the required test channels is $> 0.5\text{ dB}$, instead of the middle channel, the highest output power channel must be used.
5. The Multi-slot Classes of EUT is Class 12 which has maximum 4 Downlink slots and 4 Uplink slots, the maximum active slots is 5, when perform the multiple slots scan, 1DL+4UL is the worst case.

PCS 1900:

EUT Position	Frequency (MHz)	Test Mode	Max. Meas. Power (dBm)	Max. Rated Power (dBm)	1g SAR (W/kg)			
					Scaled Factor	Meas. SAR	Scaled SAR	Plot
Head Left Cheek	1850.2	GSM	/	/	/	/	/	/
	1880	GSM	29.81	30.0	1.045	0.343	0.358	11#
	1909.8	GSM	/	/	/	/	/	/
Head Left Tilt	1850.2	GSM	/	/	/	/	/	/
	1880	GSM	29.81	30.0	1.045	0.443	0.463	12#
	1909.8	GSM	/	/	/	/	/	/
Head Right Cheek	1850.2	GSM	/	/	/	/	/	/
	1880	GSM	29.81	30.0	1.045	0.513	0.536	13#
	1909.8	GSM	/	/	/	/	/	/
Head Right Tilt	1850.2	GSM	/	/	/	/	/	/
	1880	GSM	29.81	30.0	1.045	0.637	0.665	14#
	1909.8	GSM	/	/	/	/	/	/
Body Worn Front (10mm)	1850.2	GSM	/	/	/	/	/	/
	1880	GSM	29.81	30.0	1.045	0.099	0.103	15#
	1909.8	GSM	/	/	/	/	/	/
Body Worn Back (10mm)	1850.2	GSM	/	/	/	/	/	/
	1880	GSM	29.81	30.0	1.045	0.126	0.132	16#
	1909.8	GSM	/	/	/	/	/	/
Body Front (10mm)	1850.2	GPRS	/	/	/	/	/	/
	1880	GPRS	25.91	26.5	1.146	0.355	0.407	17#
	1909.8	GPRS	/	/	/	/	/	/
Body Back (10mm)	1850.2	GPRS	/	/	/	/	/	/
	1880	GPRS	25.91	26.5	1.146	0.435	0.498	18#
	1909.8	GPRS	/	/	/	/	/	/
Body Left (10mm)	1850.2	GPRS	/	/	/	/	/	/
	1880	GPRS	25.91	26.5	1.146	0.091	0.104	19#
	1909.8	GPRS	/	/	/	/	/	/
Body Top (10mm)	1850.2	GPRS	/	/	/	/	/	/
	1880	GPRS	25.91	26.5	1.146	0.627	0.718	20#
	1909.8	GPRS	/	/	/	/	/	/

The data above was performed on 2024/1/17.

Note:

1. When the 1-g SAR is $\leq 0.8\text{W/Kg}$, testing for other channels are optional.
2. The EUT transmit and receive through the same GSM antenna while testing SAR.
3. When SAR or MPE is not measured at the maximum power level allowed for production units, the results must be scaled to the maximum tune-up tolerance limit according to the power applied to the individual channels tested to determine compliance.
4. When the maximum output power variation across the required test channels is $> 0.5\text{ dB}$, instead of the middle channel, the highest output power channel must be used.
5. The Multi-slot Classes of EUT is Class 12 which has maximum 4 Downlink slots and 4 Uplink slots, the maximum active slots is 5, when perform the multiple slots scan, 1DL+4UL is the worst case.

WCDMA Band 2:

EUT Position	Frequency (MHz)	Test Mode	Max. Meas. Power (dBm)	Max. Rated Power (dBm)	1g SAR (W/kg)			
					Scaled Factor	Meas. SAR	Scaled SAR	Plot
Head Left Cheek	1852.4	RMC	/	/	/	/	/	/
	1880	RMC	22.72	23.0	1.067	0.327	0.349	21#
	1907.6	RMC	/	/	/	/	/	/
Head Left Tilt	1852.4	RMC	/	/	/	/	/	/
	1880	RMC	22.72	23.0	1.067	0.365	0.389	22#
	1907.6	RMC	/	/	/	/	/	/
Head Right Cheek	1852.4	RMC	/	/	/	/	/	/
	1880	RMC	22.72	23.0	1.067	0.425	0.453	23#
	1907.6	RMC	/	/	/	/	/	/
Head Right Tilt	1852.4	RMC	/	/	/	/	/	/
	1880	RMC	22.72	23.0	1.067	0.547	0.583	24#
	1907.6	RMC	/	/	/	/	/	/
Body Front (10mm)	1852.4	RMC	/	/	/	/	/	/
	1880	RMC	22.72	23.0	1.067	0.103	0.110	25#
	1907.6	RMC	/	/	/	/	/	/
Body Back (10mm)	1852.4	RMC	/	/	/	/	/	/
	1880	RMC	22.72	23.0	1.067	0.088	0.094	26#
	1907.6	RMC	/	/	/	/	/	/
Body Left (10mm)	1852.4	RMC	/	/	/	/	/	/
	1880	RMC	22.72	23.0	1.067	0.019	0.020	27#
	1907.6	RMC	/	/	/	/	/	/
Body Top (10mm)	1852.4	RMC	/	/	/	/	/	/
	1880	RMC	22.72	23.0	1.067	0.144	0.154	28#
	1907.6	RMC	/	/	/	/	/	/

The data above was performed on 2024/1/17.

WCDMA Band 4:

EUT Position	Frequency (MHz)	Test Mode	Max. Meas. Power (dBm)	Max. Rated Power (dBm)	1g SAR (W/kg)			
					Scaled Factor	Meas. SAR	Scaled SAR	Plot
Head Left Cheek	1712.4	RMC	/	/	/	/	/	/
	1732.6	RMC	23.14	23.5	1.086	0.175	0.190	29#
	1752.6	RMC	/	/	/	/	/	/
Head Left Tilt	1712.4	RMC	/	/	/	/	/	/
	1732.6	RMC	23.14	23.5	1.086	0.216	0.235	30#
	1752.6	RMC	/	/	/	/	/	/
Head Right Cheek	1712.4	RMC	/	/	/	/	/	/
	1732.6	RMC	23.14	23.5	1.086	0.329	0.357	31#
	1752.6	RMC	/	/	/	/	/	/
Head Right Tilt	1712.4	RMC	/	/	/	/	/	/
	1732.6	RMC	23.14	23.5	1.086	0.385	0.418	32#
	1752.6	RMC	/	/	/	/	/	/
Body Front (10mm)	1712.4	RMC	/	/	/	/	/	/
	1732.6	RMC	23.14	23.5	1.086	0.066	0.072	33#
	1752.6	RMC	/	/	/	/	/	/
Body Back (10mm)	1712.4	RMC	/	/	/	/	/	/
	1732.6	RMC	23.14	23.5	1.086	0.049	0.053	34#
	1752.6	RMC	/	/	/	/	/	/
Body Left (10mm)	1712.4	RMC	/	/	/	/	/	/
	1732.6	RMC	23.14	23.5	1.086	0.01	0.011	35#
	1752.6	RMC	/	/	/	/	/	/
Body Top (10mm)	1712.4	RMC	/	/	/	/	/	/
	1732.6	RMC	23.14	23.5	1.086	0.088	0.096	36#
	1752.6	RMC	/	/	/	/	/	/

The data above was performed on 2024/1/16.

WCDMA Band 5:

EUT Position	Frequency (MHz)	Test Mode	Max. Meas. Power (dBm)	Max. Rated Power (dBm)	1g SAR (W/kg)			
					Scaled Factor	Meas. SAR	Scaled SAR	Plot
Head Left Cheek	826.4	RMC	/	/	/	/	/	/
	836.6	RMC	23.12	24.0	1.225	0.248	0.304	37#
	846.6	RMC	/	/	/	/	/	/
Head Left Tilt	826.4	RMC	/	/	/	/	/	/
	836.6	RMC	23.12	24.0	1.225	0.246	0.301	38#
	846.6	RMC	/	/	/	/	/	/
Head Right Cheek	826.4	RMC	/	/	/	/	/	/
	836.6	RMC	23.12	24.0	1.225	0.312	0.382	39#
	846.6	RMC	/	/	/	/	/	/
Head Right Tilt	826.4	RMC	/	/	/	/	/	/
	836.6	RMC	23.12	24.0	1.225	0.284	0.348	40#
	846.6	RMC	/	/	/	/	/	/
Body Front (10mm)	826.4	RMC	/	/	/	/	/	/
	836.6	RMC	23.12	24.0	1.225	0.045	0.055	41#
	846.6	RMC	/	/	/	/	/	/
Body Back (10mm)	826.4	RMC	/	/	/	/	/	/
	836.6	RMC	23.12	24.0	1.225	0.05	0.061	42#
	846.6	RMC	/	/	/	/	/	/
Body Left (10mm)	826.4	RMC	/	/	/	/	/	/
	836.6	RMC	23.12	24.0	1.225	0.012	0.015	43#
	846.6	RMC	/	/	/	/	/	/
Body Top (10mm)	826.4	RMC	/	/	/	/	/	/
	836.6	RMC	23.12	24.0	1.225	0.048	0.059	44#
	846.6	RMC	/	/	/	/	/	/

The data above was performed on 2024/1/14.

Note:

1. When the 1-g SAR is $\leq 0.8\text{W/Kg}$, testing for other channels are optional.
2. The EUT transmit and receive through the same antenna while testing SAR.
3. The default test configuration is to measure SAR with an established radio link between the EUT and a communication test set using a 12.2 kbps RMC (reference measurement Channel) Configured in Test Loop Model.
4. KDB 941225 D01-Body SAR is not required for HSDPA/HSUPA /HSPA+when the maximum average output of each RF channel is less than $\frac{1}{4}$ dB higher than measured 12.2kbps RMC or the maximum SAR for 12.2kbps RMC is $< 75\%$ of SAR limit.
5. When SAR or MPE is not measured at the maximum power level allowed for production units, the results must be scaled to the maximum tune-up tolerance limit according to the power applied to the individual channels tested to determine compliance.

LTE Band 2:

EUT Position	Frequency (MHz)	Bandwidth (MHz)	Test Mode	Max. Meas. Power (dBm)	Max. Rated Power (dBm)	1g SAR (W/kg)			
						Scaled Factor	Meas. SAR	Scaled SAR	Plot
Head Left Cheek	1860	20	1RB	/	/	/	/	/	/
	1880	20	1RB	23.39	23.5	1.026	0.218	0.224	45#
	1900	20	1RB	/	/	/	/	/	/
	1880	20	50%RB	23.16	23.5	1.081	0.186	0.201	46#
Head Left Tilt	1860	20	1RB	/	/	/	/	/	/
	1880	20	1RB	23.39	23.5	1.026	0.249	0.255	47#
	1900	20	1RB	/	/	/	/	/	/
	1880	20	50%RB	23.16	23.5	1.081	0.208	0.225	48#
Head Right Cheek	1860	20	1RB	/	/	/	/	/	/
	1880	20	1RB	23.39	23.5	1.026	0.312	0.320	49#
	1900	20	1RB	/	/	/	/	/	/
	1880	20	50%RB	23.16	23.5	1.081	0.264	0.285	50#
Head Right Tilt	1860	20	1RB	/	/	/	/	/	/
	1880	20	1RB	23.39	23.5	1.026	0.381	0.391	51#
	1900	20	1RB	/	/	/	/	/	/
	1880	20	50%RB	23.16	23.5	1.081	0.328	0.355	52#
Body Front (10mm)	1860	20	1RB	/	/	/	/	/	/
	1880	20	1RB	23.39	23.5	1.026	0.084	0.086	53#
	1900	20	1RB	/	/	/	/	/	/
	1880	20	50%RB	23.16	23.5	1.081	0.072	0.078	54#
Body Back (10mm)	1860	20	1RB	/	/	/	/	/	/
	1880	20	1RB	23.39	23.5	1.026	0.057	0.058	55#
	1900	20	1RB	/	/	/	/	/	/
	1880	20	50%RB	23.16	23.5	1.081	0.05	0.054	56#
Body Left (10mm)	1860	20	1RB	/	/	/	/	/	/
	1880	20	1RB	23.39	23.5	1.026	0.016	0.016	57#
	1900	20	1RB	/	/	/	/	/	/
	1880	20	50%RB	23.16	23.5	1.081	0.014	0.015	58#
Body Top (10mm)	1860	20	1RB	/	/	/	/	/	/
	1880	20	1RB	23.39	23.5	1.026	0.097	0.099	59#
	1900	20	1RB	/	/	/	/	/	/
	1880	20	50%RB	23.16	23.5	1.081	0.085	0.092	60#

The data above was performed on 2024/1/17.

LTE Band 5:

EUT Position	Frequency (MHz)	Bandwidth (MHz)	Test Mode	Max. Meas. Power (dBm)	Max. Rated Power (dBm)	1g SAR (W/kg)			
						Scaled Factor	Meas. SAR	Scaled SAR	Plot
Head Left Cheek	829	15	1RB	/	/	/	/	/	/
	836.5	15	1RB	23.69	24.0	1.074	0.307	0.330	61#
	844	15	1RB	/	/	/	/	/	/
	836.5	15	50%RB	23.53	24.0	1.114	0.259	0.289	62#
Head Left Tilt	829	15	1RB	/	/	/	/	/	/
	836.5	15	1RB	23.69	24.0	1.074	0.288	0.309	63#
	844	15	1RB	/	/	/	/	/	/
	836.5	15	50%RB	23.53	24.0	1.114	0.246	0.274	64#
Head Right Cheek	829	15	1RB	/	/	/	/	/	/
	836.5	15	1RB	23.69	24.0	1.074	0.418	0.449	65#
	844	15	1RB	/	/	/	/	/	/
	836.5	15	50%RB	23.53	24.0	1.114	0.354	0.394	66#
Head Right Tilt	829	15	1RB	/	/	/	/	/	/
	836.5	15	1RB	23.69	24.0	1.074	0.372	0.400	67#
	844	15	1RB	/	/	/	/	/	/
	836.5	15	50%RB	23.53	24.0	1.114	0.32	0.357	68#
Body Front (10mm)	829	15	1RB	/	/	/	/	/	/
	836.5	15	1RB	23.69	24.0	1.074	0.048	0.052	69#
	844	15	1RB	/	/	/	/	/	/
	836.5	15	50%RB	23.53	24.0	1.114	0.04	0.045	70#
Body Back (10mm)	829	15	1RB	/	/	/	/	/	/
	836.5	15	1RB	23.69	24.0	1.074	0.059	0.063	71#
	844	15	1RB	/	/	/	/	/	/
	836.5	15	50%RB	23.53	24.0	1.114	0.051	0.057	72#
Body Left (10mm)	829	15	1RB	/	/	/	/	/	/
	836.5	15	1RB	23.69	24.0	1.074	0.026	0.028	73#
	844	15	1RB	/	/	/	/	/	/
	836.5	15	50%RB	23.53	24.0	1.114	0.021	0.023	74#
Body Top (10mm)	829	15	1RB	/	/	/	/	/	/
	836.5	15	1RB	23.69	24.0	1.074	0.053	0.057	75#
	844	15	1RB	/	/	/	/	/	/
	836.5	15	50%RB	23.53	24.0	1.114	0.046	0.051	76#

The data above was performed on 2024/1/14.

LTE Band 7:

EUT Position	Frequency (MHz)	Bandwidth (MHz)	Test Mode	Max. Meas. Power (dBm)	Max. Rated Power (dBm)	1g SAR (W/kg)			
						Scaled Factor	Meas. SAR	Scaled SAR	Plot
Head Left Cheek	2510	20	1RB	/	/	/	/	/	/
	2535	20	1RB	23.26	23.5	1.057	0.159	0.168	77#
	2560	20	1RB	/	/	/	/	/	/
	2535	20	50%RB	23.09	23.5	1.099	0.13	0.143	78#
Head Left Tilt	2510	20	1RB	/	/	/	/	/	/
	2535	20	1RB	23.26	23.5	1.057	0.214	0.226	79#
	2560	20	1RB	/	/	/	/	/	/
	2535	20	50%RB	23.09	23.5	1.099	0.178	0.196	80#
Head Right Cheek	2510	20	1RB	/	/	/	/	/	/
	2535	20	1RB	23.26	23.5	1.057	0.326	0.345	81#
	2560	20	1RB	/	/	/	/	/	/
	2535	20	50%RB	23.09	23.5	1.099	0.266	0.292	82#
Head Right Tilt	2510	20	1RB	/	/	/	/	/	/
	2535	20	1RB	23.26	23.5	1.057	0.414	0.438	83#
	2560	20	1RB	/	/	/	/	/	/
	2535	20	50%RB	23.09	23.5	1.099	0.336	0.369	84#
Body Front (10mm)	2510	20	1RB	/	/	/	/	/	/
	2535	20	1RB	23.26	23.5	1.057	0.071	0.075	85#
	2560	20	1RB	/	/	/	/	/	/
	2535	20	50%RB	23.09	23.5	1.099	0.055	0.060	86#
Body Back (10mm)	2510	20	1RB	/	/	/	/	/	/
	2535	20	1RB	23.26	23.5	1.057	0.121	0.128	87#
	2560	20	1RB	/	/	/	/	/	/
	2535	20	50%RB	23.09	23.5	1.099	0.1	0.110	88#
Body Left (10mm)	2510	20	1RB	/	/	/	/	/	/
	2535	20	1RB	23.26	23.5	1.057	0.04	0.042	89#
	2560	20	1RB	/	/	/	/	/	/
	2535	20	50%RB	23.09	23.5	1.099	0.032	0.035	90#
Body Top (10mm)	2510	20	1RB	/	/	/	/	/	/
	2535	20	1RB	23.26	23.5	1.057	0.185	0.196	91#
	2560	20	1RB	/	/	/	/	/	/
	2535	20	50%RB	23.09	23.5	1.099	0.153	0.168	92#

The data above was performed on 2024/1/20.

LTE Band 12&17:

EUT Position	Frequency (MHz)	Bandwidth (MHz)	Test Mode	Max. Meas. Power (dBm)	Max. Rated Power (dBm)	1g SAR (W/kg)			
						Scaled Factor	Meas. SAR	Scaled SAR	Plot
Head Left Cheek	704	10	1RB	/	/	/	/	/	/
	707.5	10	1RB	24.08	24.5	1.102	0.11	0.121	93#
	711	10	1RB	/	/	/	/	/	/
	707.5	10	50%RB	23.91	24.5	1.146	0.092	0.105	94#
Head Left Tilt	704	10	1RB	/	/	/	/	/	/
	707.5	10	1RB	24.08	24.5	1.102	0.113	0.124	95#
	711	10	1RB	/	/	/	/	/	/
	707.5	10	50%RB	23.91	24.5	1.146	0.092	0.105	96#
Head Right Cheek	704	10	1RB	/	/	/	/	/	/
	707.5	10	1RB	24.08	24.5	1.102	0.207	0.228	97#
	711	10	1RB	/	/	/	/	/	/
	707.5	10	50%RB	23.91	24.5	1.146	0.17	0.195	98#
Head Right Tilt	704	10	1RB	/	/	/	/	/	/
	707.5	10	1RB	24.08	24.5	1.102	0.226	0.249	99#
	711	10	1RB	/	/	/	/	/	/
	707.5	10	50%RB	23.91	24.5	1.146	0.17	0.195	100#
Body Front (10mm)	704	10	1RB	/	/	/	/	/	/
	707.5	10	1RB	24.08	24.5	1.102	0.041	0.045	101#
	711	10	1RB	/	/	/	/	/	/
	707.5	10	50%RB	23.91	24.5	1.146	0.035	0.040	102#
Body Back (10mm)	704	10	1RB	/	/	/	/	/	/
	707.5	10	1RB	24.08	24.5	1.102	0.05	0.055	103#
	711	10	1RB	/	/	/	/	/	/
	707.5	10	50%RB	23.91	24.5	1.146	0.042	0.048	104#
Body Left (10mm)	704	10	1RB	/	/	/	/	/	/
	707.5	10	1RB	24.08	24.5	1.102	0.059	0.065	105#
	711	10	1RB	/	/	/	/	/	/
	707.5	10	50%RB	23.91	24.5	1.146	0.048	0.055	106#
Body Top (10mm)	704	10	1RB	/	/	/	/	/	/
	707.5	10	1RB	24.08	24.5	1.102	0.023	0.025	107#
	711	10	1RB	/	/	/	/	/	/
	707.5	10	50%RB	23.91	24.5	1.146	0.019	0.022	108#

The data above was performed on 2024/1/15.

Note: The E-UTRA Operating Band 17 is a subset of band 12, and they are same in modulation type and rated output power, therefore, they were considered as one frequency band during SAR measurement.

LTE Band 40 Lower:

EUT Position	Frequency (MHz)	Bandwidth (MHz)	Test Mode	Max. Meas. Power (dBm)	Max. Rated Power (dBm)	1g SAR (W/kg)			
						Scaled Factor	Meas. SAR	Scaled SAR	Plot
Head Left Cheek	2310	10	1RB	23.17	23.5	1.079	0.159	0.172	109#
	2310	10	50%RB	23.14	23.5	1.086	0.131	0.142	110#
Head Left Tilt	2310	10	1RB	23.17	23.5	1.079	0.141	0.152	111#
	2310	10	50%RB	23.14	23.5	1.086	0.111	0.121	112#
Head Right Cheek	2310	10	1RB	23.17	23.5	1.079	0.269	0.290	113#
	2310	10	50%RB	23.14	23.5	1.086	0.213	0.231	114#
Head Right Tilt	2310	10	1RB	23.17	23.5	1.079	0.313	0.338	115#
	2310	10	50%RB	23.14	23.5	1.086	0.251	0.273	116#
Body Front (10mm)	2310	10	1RB	23.17	23.5	1.079	0.048	0.052	117#
	2310	10	50%RB	23.14	23.5	1.086	0.039	0.042	118#
Body Back (10mm)	2310	10	1RB	23.17	23.5	1.079	0.072	0.078	119#
	2310	10	50%RB	23.14	23.5	1.086	0.057	0.062	120#
Body Left (10mm)	2310	10	1RB	23.17	23.5	1.079	0.018	0.019	121#
	2310	10	50%RB	23.14	23.5	1.086	0.016	0.017	122#
Body Top (10mm)	2310	10	1RB	23.17	23.5	1.079	0.11	0.119	123#
	2310	10	50%RB	23.14	23.5	1.086	0.087	0.095	124#

The data above was performed on 2024/1/18.

LTE Band 40 Upper:

EUT Position	Frequency (MHz)	Bandwidth (MHz)	Test Mode	Max. Meas. Power (dBm)	Max. Rated Power (dBm)	1g SAR (W/kg)			
						Scaled Factor	Meas. SAR	Scaled SAR	Plot
Head Left Cheek	2355	10	1RB	23.57	24.0	1.104	0.169	0.187	125#
	2355	10	50%RB	23.48	24.0	1.127	0.13	0.147	126#
Head Left Tilt	2355	10	1RB	23.57	24.0	1.104	0.162	0.179	127#
	2355	10	50%RB	23.48	24.0	1.127	0.129	0.145	128#
Head Right Cheek	2355	10	1RB	23.57	24.0	1.104	0.276	0.305	129#
	2355	10	50%RB	23.48	24.0	1.127	0.256	0.289	130#
Head Right Tilt	2355	10	1RB	23.57	24.0	1.104	0.352	0.389	131#
	2355	10	50%RB	23.48	24.0	1.127	0.284	0.320	132#
Body Front (10mm)	2355	10	1RB	23.57	24.0	1.104	0.062	0.068	133#
	2355	10	50%RB	23.48	24.0	1.127	0.048	0.054	134#
Body Back (10mm)	2355	10	1RB	23.57	24.0	1.104	0.097	0.107	135#
	2355	10	50%RB	23.48	24.0	1.127	0.078	0.088	136#
Body Left (10mm)	2355	10	1RB	23.57	24.0	1.104	0.029	0.032	137#
	2355	10	50%RB	23.48	24.0	1.127	0.023	0.026	138#
Body Top (10mm)	2355	10	1RB	23.57	24.0	1.104	0.152	0.168	139#
	2355	10	50%RB	23.48	24.0	1.127	0.122	0.138	140#

The data above was performed on 2024/1/18.

Note: The power class 3 used for LTE Band 40 SAR testing.

LTE Band 41&38:

EUT Position	Frequency (MHz)	Bandwidth (MHz)	Test Mode	Max. Meas. Power (dBm)	Max. Rated Power (dBm)	1g SAR (W/kg)			
						Scaled Factor	Meas. SAR	Scaled SAR	Plot
Head Left Cheek	2506	20	1RB	/	/	/	/	/	/
	2549.5	20	1RB	/	/	/	/	/	/
	2593	20	1RB	22.68	23.0	1.076	0.099	0.107	141#
	2636.5	20	1RB	/	/	/	/	/	/
	2680	20	1RB	/	/	/	/	/	/
	2593	20	50%RB	22.45	23.0	1.135	0.079	0.090	142#
Head Left Tilt	2506	20	1RB	/	/	/	/	/	/
	2549.5	20	1RB	/	/	/	/	/	/
	2593	20	1RB	22.68	23.0	1.076	0.131	0.141	143#
	2636.5	20	1RB	/	/	/	/	/	/
	2680	20	1RB	/	/	/	/	/	/
	2593	20	50%RB	22.45	23.0	1.135	0.105	0.119	144#
Head Right Cheek	2506	20	1RB	/	/	/	/	/	/
	2549.5	20	1RB	/	/	/	/	/	/
	2593	20	1RB	22.68	23.0	1.076	0.292	0.314	145#
	2636.5	20	1RB	/	/	/	/	/	/
	2680	20	1RB	/	/	/	/	/	/
	2593	20	50%RB	22.45	23.0	1.135	0.236	0.268	146#
Head Right Tilt	2506	20	1RB	/	/	/	/	/	/
	2549.5	20	1RB	/	/	/	/	/	/
	2593	20	1RB	22.68	23.0	1.076	0.34	0.366	147#
	2636.5	20	1RB	/	/	/	/	/	/
	2680	20	1RB	/	/	/	/	/	/
	2593	20	50%RB	22.45	23.0	1.135	0.27	0.306	148#
Body Front (10mm)	2506	20	1RB	/	/	/	/	/	/
	2549.5	20	1RB	/	/	/	/	/	/
	2593	20	1RB	22.68	23.0	1.076	0.055	0.059	149#
	2636.5	20	1RB	/	/	/	/	/	/
	2680	20	1RB	/	/	/	/	/	/
	2593	20	50%RB	22.45	23.0	1.135	0.043	0.049	150#
Body Back (10mm)	2506	20	1RB	/	/	/	/	/	/
	2549.5	20	1RB	/	/	/	/	/	/
	2593	20	1RB	22.68	23.0	1.076	0.095	0.102	151#
	2636.5	20	1RB	/	/	/	/	/	/
	2680	20	1RB	/	/	/	/	/	/
	2593	20	50%RB	22.45	23.0	1.135	0.073	0.083	152#

Body Left (10mm)	2506	20	1RB	/	/	/	/	/	/
	2549.5	20	1RB	/	/	/	/	/	/
	2593	20	1RB	22.68	23.0	1.076	0.041	0.044	153#
	2636.5	20	1RB	/	/	/	/	/	/
	2680	20	1RB	/	/	/	/	/	/
	2593	20	50%RB	22.45	23.0	1.135	0.033	0.037	154#
Body Top (10mm)	2506	20	1RB	/	/	/	/	/	/
	2549.5	20	1RB	/	/	/	/	/	/
	2593	20	1RB	22.68	23.0	1.076	0.146	0.157	155#
	2636.5	20	1RB	/	/	/	/	/	/
	2680	20	1RB	/	/	/	/	/	/
	2593	20	50%RB	22.45	23.0	1.135	0.109	0.124	156#

The data above was performed on 2024/1/21.

Note: 1.The E-UTRA Operating Band 38 is a subset of band 41, and they are same in modulation type and rated output power, therefore, they were considered as one frequency band during SAR measurement.

2.The frequency range of LTE Band 41 is 2496~ 2690MHz. Per KDB 447498 D01, according to the following formula calculate N_c is 5.

KDB procedures, the following should be applied to determine the number of required test channels. The test channels should be evenly spread across the transmission frequency band of each wireless mode.¹⁴

$$N_c = \text{Round} \left\{ \left[100 \left(\frac{f_{\text{high}} - f_{\text{low}}}{f_c} \right) \right]^{0.5} \times (f_c / 100)^{0.2} \right\},$$

where

- N_c is the number of test channels, rounded to the nearest integer,
- f_{high} and f_{low} are the highest and lowest channel frequencies within the transmission band,
- f_c is the mid-band channel frequency,
- all frequencies are in MHz.

3. The power class 3 used for LTE Band 41 SAR testing.

LTE Band 42:

EUT Position	Frequency (MHz)	Bandwidth (MHz)	Test Mode	Max. Meas. Power (dBm)	Max. Rated Power (dBm)	1g SAR (W/kg)			
						Scaled Factor	Meas. SAR	Scaled SAR	Plot
Head Left Cheek	3460	20	1RB	/	/	/	/	/	/
	3500	20	1RB	23.25	23.5	1.059	0.395	0.418	157#
	3540	20	1RB	/	/	/	/	/	/
	3500	20	50%RB	23.11	23.5	1.094	0.309	0.338	158#
Head Left Tilt	3460	20	1RB	/	/	/	/	/	/
	3500	20	1RB	23.25	23.5	1.059	0.145	0.154	159#
	3540	20	1RB	/	/	/	/	/	/
	3500	20	50%RB	23.11	23.5	1.094	0.115	0.126	160#
Head Right Cheek	3460	20	1RB	/	/	/	/	/	/
	3500	20	1RB	23.25	23.5	1.059	0.101	0.107	161#
	3540	20	1RB	/	/	/	/	/	/
	3500	20	50%RB	23.11	23.5	1.094	0.08	0.088	162#
Head Right Tilt	3460	20	1RB	/	/	/	/	/	/
	3500	20	1RB	23.25	23.5	1.059	0.119	0.126	163#
	3540	20	1RB	/	/	/	/	/	/
	3500	20	50%RB	23.11	23.5	1.094	0.095	0.104	164#
Body Front (10mm)	3460	20	1RB	/	/	/	/	/	/
	3500	20	1RB	23.25	23.5	1.059	0.051	0.054	165#
	3540	20	1RB	/	/	/	/	/	/
	3500	20	50%RB	23.11	23.5	1.094	0.044	0.048	166#
Body Back (10mm)	3460	20	1RB	/	/	/	/	/	/
	3500	20	1RB	23.25	23.5	1.059	0.104	0.110	167#
	3540	20	1RB	/	/	/	/	/	/
	3500	20	50%RB	23.11	23.5	1.094	0.081	0.089	168#
Body Right (10mm)	3460	20	1RB	/	/	/	/	/	/
	3500	20	1RB	23.25	23.5	1.059	0.057	0.060	169#
	3540	20	1RB	/	/	/	/	/	/
	3500	20	50%RB	23.11	23.5	1.094	0.047	0.051	170#
Body Top (10mm)	3460	20	1RB	/	/	/	/	/	/
	3500	20	1RB	23.25	23.5	1.059	0.057	0.060	171#
	3540	20	1RB	/	/	/	/	/	/
	3500	20	50%RB	23.11	23.5	1.094	0.047	0.051	172#

The data above was performed on 2024/1/22.

LTE Band 66&4:

EUT Position	Frequency (MHz)	Bandwidth (MHz)	Test Mode	Max. Meas. Power (dBm)	Max. Rated Power (dBm)	1g SAR (W/kg)			
						Scaled Factor	Meas. SAR	Scaled SAR	Plot
Head Left Cheek	1720	20	1RB	/	/	/	/	/	/
	1745	20	1RB	23.55	24.0	1.109	0.157	0.438	173#
	1770	20	1RB	/	/	/	/	/	/
	1745	20	50%RB	23.44	24.0	1.138	0.125	0.352	174#
Head Left Tilt	1720	20	1RB	/	/	/	/	/	/
	1745	20	1RB	23.55	24.0	1.109	0.211	0.161	175#
	1770	20	1RB	/	/	/	/	/	/
	1745	20	50%RB	23.44	24.0	1.138	0.165	0.131	176#
Head Right Cheek	1720	20	1RB	/	/	/	/	/	/
	1745	20	1RB	23.55	24.0	1.109	0.331	0.112	177#
	1770	20	1RB	/	/	/	/	/	/
	1745	20	50%RB	23.44	24.0	1.138	0.261	0.091	178#
Head Right Tilt	1720	20	1RB	/	/	/	/	/	/
	1745	20	1RB	23.55	24.0	1.109	0.39	0.132	179#
	1770	20	1RB	/	/	/	/	/	/
	1745	20	50%RB	23.44	24.0	1.138	0.331	0.108	180#
Body Front (10mm)	1720	20	1RB	/	/	/	/	/	/
	1745	20	1RB	23.55	24.0	1.109	0.064	0.057	181#
	1770	20	1RB	/	/	/	/	/	/
	1745	20	50%RB	23.44	24.0	1.138	0.049	0.050	182#
Body Back (10mm)	1720	20	1RB	/	/	/	/	/	/
	1745	20	1RB	23.55	24.0	1.109	0.061	0.115	183#
	1770	20	1RB	/	/	/	/	/	/
	1745	20	50%RB	23.44	24.0	1.138	0.043	0.092	184#
Body Left (10mm)	1720	20	1RB	/	/	/	/	/	/
	1745	20	1RB	23.55	24.0	1.109	0.016	0.063	185#
	1770	20	1RB	/	/	/	/	/	/
	1745	20	50%RB	23.44	24.0	1.138	0.012	0.053	186#
Body Top (10mm)	1720	20	1RB	/	/	/	/	/	/
	1745	20	1RB	23.55	24.0	1.109	0.1	0.063	187#
	1770	20	1RB	/	/	/	/	/	/
	1745	20	50%RB	23.44	24.0	1.138	0.077	0.053	188#

The data above was performed on 2024/1/16.

Note: The E-UTRA Operating Band 4 is a subset of band 66, and they are same in modulation type and rated output power, therefore, they were considered as one frequency band during SAR measurement.

Note:

1. When the 1-g SAR is ≤ 0.8 W/Kg, testing for other channels are optional.
2. SAR for LTE band exposure configurations is measured according to the procedures of KDB 941225 D05 SAR for LTE Devices v02.
3. KDB941225D05-SAR for higher order modulation is required only when the highest maximum output power for the configuration in the higher order modulation is > 0.5 dB higher than the same configuration in QPSK or when the reported SAR for the QPSK configuration is > 1.45 W/kg
4. KDB941225D05-For QPSK with 100% RB allocation, when the reported SAR measured for the Highest output power channel is < 1.45 W/kg, tests for the remaining required test channels are optional.
5. KDB941225D05- For QPSK with 100% RB allocation, SAR is not required when the highest maximum output power for 100 % RB allocation is less than the highest maximum output power in 50% and 1 RB allocations and the highest reported SAR for 1 RB and 50% RB allocation are ≤ 0.8 W/kg.
6. KDB941225D05- Start with the largest channel bandwidth and measure SAR for QPSK with 1 RB allocation, using the RB offset and required test channel combination with the highest maximum output power among RB offset the upper edge, middle and lower edge of each required test channel.
7. KDB941225D05- other channel bandwidths SAR test is required when the highest maximum output power of a configuration requiring testing in the smaller channel bandwidth is > 0.5 dB higher than the equivalent channel configurations in the largest channel bandwidth configuration or the reported SAR of a configuration for the largest channel bandwidth is > 1.45 W/kg.
8. Worst case SAR for 50% RB allocation is selected to be tested.

5G NR n5:

EUT Position	Frequency (MHz)	Bandwidth (MHz)	Test Mode	Max. Meas. Power (dBm)	Max. Rated Power (dBm)	1g SAR (W/kg)			
						Scaled Factor	Meas. SAR	Scaled SAR	Plot
Head Left Cheek	834	20	1RB	/	/	/	/	/	/
	836.5	20	1RB	12.23	12.5	1.064	0.322	0.343	189#
	839	20	1RB	/	/	/	/	/	/
	836.5	20	50%RB	12.18	12.5	1.076	0.374	0.403	190#
Head Left Tilt	834	20	1RB	/	/	/	/	/	/
	836.5	20	1RB	12.23	12.5	1.064	0.317	0.337	191#
	839	20	1RB	/	/	/	/	/	/
	836.5	20	50%RB	12.18	12.5	1.076	0.367	0.395	192#
Head Right Cheek	834	20	1RB	/	/	/	/	/	/
	836.5	20	1RB	12.23	12.5	1.064	0.482	0.513	193#
	839	20	1RB	/	/	/	/	/	/
	836.5	20	50%RB	12.18	12.5	1.076	0.561	0.604	194#
Head Right Tilt	834	20	1RB	/	/	/	/	/	/
	836.5	20	1RB	12.23	12.5	1.064	0.46	0.490	195#
	839	20	1RB	/	/	/	/	/	/
	836.5	20	50%RB	12.18	12.5	1.076	0.543	0.585	196#
Body Front (10mm)	834	20	1RB	/	/	/	/	/	/
	836.5	20	1RB	12.23	12.5	1.064	0.07	0.074	197#
	839	20	1RB	/	/	/	/	/	/
	836.5	20	50%RB	12.18	12.5	1.076	0.083	0.089	198#
Body Back (10mm)	834	20	1RB	/	/	/	/	/	/
	836.5	20	1RB	12.23	12.5	1.064	0.071	0.076	199#
	839	20	1RB	/	/	/	/	/	/
	836.5	20	50%RB	12.18	12.5	1.076	0.083	0.089	200#
Body Left (10mm)	834	20	1RB	/	/	/	/	/	/
	836.5	20	1RB	12.23	12.5	1.064	0.034	0.036	201#
	839	20	1RB	/	/	/	/	/	/
	836.5	20	50%RB	12.18	12.5	1.076	0.038	0.041	202#
Body Top (10mm)	834	20	1RB	/	/	/	/	/	/
	836.5	20	1RB	12.23	12.5	1.064	0.087	0.093	203#
	839	20	1RB	/	/	/	/	/	/
	836.5	20	50%RB	12.18	12.5	1.076	0.103	0.111	204#

The data above was performed on 2024/1/14.

5G NR n7:

EUT Position	Frequency (MHz)	Bandwidth (MHz)	Test Mode	Max. Meas. Power (dBm)	Max. Rated Power (dBm)	1g SAR (W/kg)			
						Scaled Factor	Meas. SAR	Scaled SAR	Plot
Head Left Cheek	2510	20	1RB	/	/	/	/	/	/
	2535	20	1RB	16.11	17.0	1.227	0.141	0.173	205#
	2560	20	1RB	/	/	/	/	/	/
	2535	20	50%RB	16.34	17.0	1.164	0.15	0.175	206#
Head Left Tilt	2510	20	1RB	/	/	/	/	/	/
	2535	20	1RB	16.11	17.0	1.227	0.194	0.238	207#
	2560	20	1RB	/	/	/	/	/	/
	2535	20	50%RB	16.34	17.0	1.164	0.206	0.240	208#
Head Right Cheek	2510	20	1RB	/	/	/	/	/	/
	2535	20	1RB	16.11	17.0	1.227	0.29	0.356	209#
	2560	20	1RB	/	/	/	/	/	/
	2535	20	50%RB	16.34	17.0	1.164	0.306	0.356	210#
Head Right Tilt	2510	20	1RB	/	/	/	/	/	/
	2535	20	1RB	16.11	17.0	1.227	0.338	0.415	211#
	2560	20	1RB	/	/	/	/	/	/
	2535	20	50%RB	16.34	17.0	1.164	0.357	0.416	212#
Body Front (10mm)	2510	20	1RB	/	/	/	/	/	/
	2535	20	1RB	16.11	17.0	1.227	0.058	0.071	213#
	2560	20	1RB	/	/	/	/	/	/
	2535	20	50%RB	16.34	17.0	1.164	0.06	0.070	214#
Body Back (10mm)	2510	20	1RB	/	/	/	/	/	/
	2535	20	1RB	16.11	17.0	1.227	0.092	0.113	215#
	2560	20	1RB	/	/	/	/	/	/
	2535	20	50%RB	16.34	17.0	1.164	0.095	0.111	216#
Body Left (10mm)	2510	20	1RB	/	/	/	/	/	/
	2535	20	1RB	16.11	17.0	1.227	0.035	0.043	217#
	2560	20	1RB	/	/	/	/	/	/
	2535	20	50%RB	16.34	17.0	1.164	0.036	0.042	218#
Body Top (10mm)	2510	20	1RB	/	/	/	/	/	/
	2535	20	1RB	16.11	17.0	1.227	0.152	0.187	219#
	2560	20	1RB	/	/	/	/	/	/
	2535	20	50%RB	16.34	17.0	1.164	0.162	0.189	220#

The data above was performed on 2024/1/20.

5G NR n12:

EUT Position	Frequency (MHz)	Bandwidth (MHz)	Test Mode	Max. Meas. Power (dBm)	Max. Rated Power (dBm)	1g SAR (W/kg)			
						Scaled Factor	Meas. SAR	Scaled SAR	Plot
Head Left Cheek	706.5	15	1RB	/	/	/	/	/	/
	707.5	15	1RB	10.70	11.0	1.072	0.113	0.121	221#
	708.5	15	1RB	/	/	/	/	/	/
	707.5	15	50%RB	10.81	11.0	1.045	0.123	0.129	222#
Head Left Tilt	706.5	15	1RB	/	/	/	/	/	/
	707.5	15	1RB	10.70	11.0	1.072	0.106	0.114	223#
	708.5	15	1RB	/	/	/	/	/	/
	707.5	15	50%RB	10.81	11.0	1.045	0.112	0.117	224#
Head Right Cheek	706.5	15	1RB	/	/	/	/	/	/
	707.5	15	1RB	10.70	11.0	1.072	0.154	0.165	225#
	708.5	15	1RB	/	/	/	/	/	/
	707.5	15	50%RB	10.81	11.0	1.045	0.167	0.174	226#
Head Right Tilt	706.5	15	1RB	/	/	/	/	/	/
	707.5	15	1RB	10.70	11.0	1.072	0.154	0.165	227#
	708.5	15	1RB	/	/	/	/	/	/
	707.5	15	50%RB	10.81	11.0	1.045	0.183	0.191	228#
Body Front (10mm)	706.5	15	1RB	/	/	/	/	/	/
	707.5	15	1RB	10.70	11.0	1.072	0.027	0.029	229#
	708.5	15	1RB	/	/	/	/	/	/
	707.5	15	50%RB	10.81	11.0	1.045	0.028	0.029	230#
Body Back (10mm)	706.5	15	1RB	/	/	/	/	/	/
	707.5	15	1RB	10.70	11.0	1.072	0.036	0.039	231#
	708.5	15	1RB	/	/	/	/	/	/
	707.5	15	50%RB	10.81	11.0	1.045	0.038	0.040	232#
Body Left (10mm)	706.5	15	1RB	/	/	/	/	/	/
	707.5	15	1RB	10.70	11.0	1.072	0.047	0.050	233#
	708.5	15	1RB	/	/	/	/	/	/
	707.5	15	50%RB	10.81	11.0	1.045	0.049	0.051	234#
Body Top (10mm)	706.5	15	1RB	/	/	/	/	/	/
	707.5	15	1RB	10.70	11.0	1.072	0.017	0.018	235#
	708.5	15	1RB	/	/	/	/	/	/
	707.5	15	50%RB	10.81	11.0	1.045	0.018	0.019	236#

The data above was performed on 2024/1/15.

5G NR n40 Lower:

EUT Position	Frequency (MHz)	Bandwidth (MHz)	Test Mode	Max. Meas. Power (dBm)	Max. Rated Power (dBm)	1g SAR (W/kg)			
						Scaled Factor	Meas. SAR	Scaled SAR	Plot
Head Left Cheek	2310	10	1RB	14.79	15.0	1.050	0.166	0.174	237#
	2310	10	50%RB	14.83	15.0	1.040	0.139	0.145	238#
Head Left Tilt	2310	10	1RB	14.79	15.0	1.050	0.156	0.164	239#
	2310	10	50%RB	14.83	15.0	1.040	0.133	0.138	240#
Head Right Cheek	2310	10	1RB	14.79	15.0	1.050	0.299	0.314	241#
	2310	10	50%RB	14.83	15.0	1.040	0.228	0.237	242#
Head Right Tilt	2310	10	1RB	14.79	15.0	1.050	0.319	0.335	243#
	2310	10	50%RB	14.83	15.0	1.040	0.271	0.282	244#
Body Front (10mm)	2310	10	1RB	14.79	15.0	1.050	0.056	0.059	245#
	2310	10	50%RB	14.83	15.0	1.040	0.055	0.057	246#
Body Back (10mm)	2310	10	1RB	14.79	15.0	1.050	0.095	0.100	247#
	2310	10	50%RB	14.83	15.0	1.040	0.067	0.070	248#
Body Left (10mm)	2310	10	1RB	14.79	15.0	1.050	0.026	0.027	249#
	2310	10	50%RB	14.83	15.0	1.040	0.024	0.025	250#
Body Top (10mm)	2310	10	1RB	14.79	15.0	1.050	0.121	0.127	251#
	2310	10	50%RB	14.83	15.0	1.040	0.095	0.099	252#

The data above was performed on 2024/1/19.

5G NR n40 Upper:

EUT Position	Frequency (MHz)	Bandwidth (MHz)	Test Mode	Max. Meas. Power (dBm)	Max. Rated Power (dBm)	1g SAR (W/kg)			
						Scaled Factor	Meas. SAR	Scaled SAR	Plot
Head Left Cheek	2355	10	1RB	14.86	15.0	1.033	0.09	0.093	253#
	2355	10	50%RB	14.87	15.0	1.030	0.1	0.103	254#
Head Left Tilt	2355	10	1RB	14.86	15.0	1.033	0.118	0.122	255#
	2355	10	50%RB	14.87	15.0	1.030	0.124	0.128	256#
Head Right Cheek	2355	10	1RB	14.86	15.0	1.033	0.174	0.180	257#
	2355	10	50%RB	14.87	15.0	1.030	0.188	0.194	258#
Head Right Tilt	2355	10	1RB	14.86	15.0	1.033	0.222	0.229	259#
	2355	10	50%RB	14.87	15.0	1.030	0.24	0.247	260#
Body Front (10mm)	2355	10	1RB	14.86	15.0	1.033	0.038	0.039	261#
	2355	10	50%RB	14.87	15.0	1.030	0.043	0.044	262#
Body Back (10mm)	2355	10	1RB	14.86	15.0	1.033	0.057	0.059	263#
	2355	10	50%RB	14.87	15.0	1.030	0.068	0.070	264#
Body Left (10mm)	2355	10	1RB	14.86	15.0	1.033	0.016	0.017	265#
	2355	10	50%RB	14.87	15.0	1.030	0.018	0.019	266#
Body Top (10mm)	2355	10	1RB	14.86	15.0	1.033	0.064	0.066	267#
	2355	10	50%RB	14.87	15.0	1.030	0.084	0.087	268#

The data above was performed on 2024/1/19.

5G NR n41:

EUT Position	Frequency (MHz)	Bandwidth (MHz)	Test Mode	Max. Meas. Power (dBm)	Max. Rated Power (dBm)	1g SAR (W/kg)			
						Scaled Factor	Meas. SAR	Scaled SAR	Plot
Head Left Cheek	2546	100	1RB	/	/	/	/	/	/
	2593	100	1RB	14.50	15.5	1.259	0.089	0.112	269#
	2640	100	1RB	/	/	/	/	/	/
	2593	100	50%RB	14.68	15.5	1.208	0.083	0.100	270#
Head Left Tilt	2546	100	1RB	/	/	/	/	/	/
	2593	100	1RB	14.50	15.5	1.259	0.12	0.151	271#
	2640	100	1RB	/	/	/	/	/	/
	2593	100	50%RB	14.68	15.5	1.208	0.113	0.136	272#
Head Right Cheek	2546	100	1RB	/	/	/	/	/	/
	2593	100	1RB	14.50	15.5	1.259	0.305	0.384	273#
	2640	100	1RB	/	/	/	/	/	/
	2593	100	50%RB	14.68	15.5	1.208	0.305	0.368	274#
Head Right Tilt	2546	100	1RB	/	/	/	/	/	/
	2593	100	1RB	14.50	15.5	1.259	0.291	0.366	275#
	2640	100	1RB	/	/	/	/	/	/
	2593	100	50%RB	14.68	15.5	1.208	0.291	0.351	276#
Body Front (10mm)	2546	100	1RB	/	/	/	/	/	/
	2593	100	1RB	14.50	15.5	1.259	0.069	0.087	277#
	2640	100	1RB	/	/	/	/	/	/
	2593	100	50%RB	14.68	15.5	1.208	0.068	0.082	278#
Body Back (10mm)	2546	100	1RB	/	/	/	/	/	/
	2593	100	1RB	14.50	15.5	1.259	0.123	0.155	279#
	2640	100	1RB	/	/	/	/	/	/
	2593	100	50%RB	14.68	15.5	1.208	0.115	0.139	280#
Body Left (10mm)	2546	100	1RB	/	/	/	/	/	/
	2593	100	1RB	14.50	15.5	1.259	0.042	0.053	281#
	2640	100	1RB	/	/	/	/	/	/
	2593	100	50%RB	14.68	15.5	1.208	0.042	0.051	282#
Body Top (10mm)	2546	100	1RB	/	/	/	/	/	/
	2593	100	1RB	14.50	15.5	1.259	0.148	0.186	283#
	2640	100	1RB	/	/	/	/	/	/
	2593	100	50%RB	14.68	15.5	1.208	0.138	0.167	284#

The data above was performed on 2024/1/21.

5G NR n66:

EUT Position	Frequency (MHz)	Bandwidth (MHz)	Test Mode	Max. Meas. Power (dBm)	Max. Rated Power (dBm)	1g SAR (W/kg)			
						Scaled Factor	Meas. SAR	Scaled SAR	Plot
Head Left Cheek	1730	40	1RB	/	/	/	/	/	/
	1745	40	1RB	14.07	14.5	1.104	0.156	0.172	285#
	1760	40	1RB	/	/	/	/	/	/
	1745	40	50%RB	13.75	14.5	1.189	0.164	0.195	286#
Head Left Tilt	1730	40	1RB	/	/	/	/	/	/
	1745	40	1RB	14.07	14.5	1.104	0.171	0.189	287#
	1760	40	1RB	/	/	/	/	/	/
	1745	40	50%RB	13.75	14.5	1.189	0.18	0.214	288#
Head Right Cheek	1730	40	1RB	/	/	/	/	/	/
	1745	40	1RB	14.07	14.5	1.104	0.227	0.251	289#
	1760	40	1RB	/	/	/	/	/	/
	1745	40	50%RB	13.75	14.5	1.189	0.235	0.279	290#
Head Right Tilt	1730	40	1RB	/	/	/	/	/	/
	1745	40	1RB	14.07	14.5	1.104	0.267	0.295	291#
	1760	40	1RB	/	/	/	/	/	/
	1745	40	50%RB	13.75	14.5	1.189	0.273	0.324	292#
Body Front (10mm)	1730	40	1RB	/	/	/	/	/	/
	1745	40	1RB	14.07	14.5	1.104	0.049	0.054	293#
	1760	40	1RB	/	/	/	/	/	/
	1745	40	50%RB	13.75	14.5	1.189	0.05	0.059	294#
Body Back (10mm)	1730	40	1RB	/	/	/	/	/	/
	1745	40	1RB	14.07	14.5	1.104	0.046	0.051	295#
	1760	40	1RB	/	/	/	/	/	/
	1745	40	50%RB	13.75	14.5	1.189	0.049	0.058	296#
Body Left (10mm)	1730	40	1RB	/	/	/	/	/	/
	1745	40	1RB	14.07	14.5	1.104	0.011	0.012	297#
	1760	40	1RB	/	/	/	/	/	/
	1745	40	50%RB	13.75	14.5	1.189	0.013	0.015	298#
Body Top (10mm)	1730	40	1RB	/	/	/	/	/	/
	1745	40	1RB	14.07	14.5	1.104	0.076	0.084	299#
	1760	40	1RB	/	/	/	/	/	/
	1745	40	50%RB	13.75	14.5	1.189	0.079	0.094	300#

The data above was performed on 2024/1/16.

5G NR n77/78 Lower:

EUT Position	Frequency (MHz)	Bandwidth (MHz)	Test Mode	Max. Meas. Power (dBm)	Max. Rated Power (dBm)	1g SAR (W/kg)			
						Scaled Factor	Meas. SAR	Scaled SAR	Plot
Head Left Cheek	3475	50	1RB	/	/	/	/	/	/
	3500	50	1RB	14.23	15.0	1.194	0.307	0.367	301#
	3525	50	1RB	/	/	/	/	/	/
	3500	50	50%RB	14.20	15.0	1.202	0.398	0.479	302#
Head Left Tilt	3475	50	1RB	/	/	/	/	/	/
	3500	50	1RB	14.23	15.0	1.194	0.177	0.211	303#
	3525	50	1RB	/	/	/	/	/	/
	3500	50	50%RB	14.20	15.0	1.202	0.22	0.264	304#
Head Right Cheek	3475	50	1RB	/	/	/	/	/	/
	3500	50	1RB	14.23	15.0	1.194	0.094	0.112	305#
	3525	50	1RB	/	/	/	/	/	/
	3500	50	50%RB	14.20	15.0	1.202	0.122	0.147	306#
Head Right Tilt	3475	50	1RB	/	/	/	/	/	/
	3500	50	1RB	14.23	15.0	1.194	0.124	0.148	307#
	3525	50	1RB	/	/	/	/	/	/
	3500	50	50%RB	14.20	15.0	1.202	0.159	0.191	308#
Body Front (10mm)	3475	50	1RB	/	/	/	/	/	/
	3500	50	1RB	14.23	15.0	1.194	0.059	0.070	309#
	3525	50	1RB	/	/	/	/	/	/
	3500	50	50%RB	14.20	15.0	1.202	0.08	0.096	310#
Body Back (10mm)	3475	50	1RB	/	/	/	/	/	/
	3500	50	1RB	14.23	15.0	1.194	0.096	0.115	311#
	3525	50	1RB	/	/	/	/	/	/
	3500	50	50%RB	14.20	15.0	1.202	0.128	0.154	312#
Body Right (10mm)	3475	50	1RB	/	/	/	/	/	/
	3500	50	1RB	14.23	15.0	1.194	0.069	0.082	313#
	3525	50	1RB	/	/	/	/	/	/
	3500	50	50%RB	14.20	15.0	1.202	0.082	0.099	314#
Body Top (10mm)	3475	50	1RB	/	/	/	/	/	/
	3500	50	1RB	14.23	15.0	1.194	0.097	0.116	315#
	3525	50	1RB	/	/	/	/	/	/
	3500	50	50%RB	14.20	15.0	1.202	0.111	0.133	316#

The data above was performed on 2024/1/22.

5G NR n77/78 Upper:

EUT Position	Frequency (MHz)	Bandwidth (MHz)	Test Mode	Max. Meas. Power (dBm)	Max. Rated Power (dBm)	1g SAR (W/kg)			
						Scaled Factor	Meas. SAR	Scaled SAR	Plot
Head Left Cheek	3750	100	1RB	/	/	/	/	/	/
	3840	100	1RB	14.14	15.0	1.219	0.237	0.289	317#
	3930	100	1RB	/	/	/	/	/	/
	3840	100	50%RB	14.02	15.0	1.253	0.257	0.322	318#
Head Left Tilt	3750	100	1RB	/	/	/	/	/	/
	3840	100	1RB	14.14	15.0	1.219	0.172	0.210	319#
	3930	100	1RB	/	/	/	/	/	/
	3840	100	50%RB	14.02	15.0	1.253	0.193	0.242	320#
Head Right Cheek	3750	100	1RB	/	/	/	/	/	/
	3840	100	1RB	14.14	15.0	1.219	0.056	0.068	321#
	3930	100	1RB	/	/	/	/	/	/
	3840	100	50%RB	14.02	15.0	1.253	0.062	0.078	322#
Head Right Tilt	3750	100	1RB	/	/	/	/	/	/
	3840	100	1RB	14.14	15.0	1.219	0.06	0.073	323#
	3930	100	1RB	/	/	/	/	/	/
	3840	100	50%RB	14.02	15.0	1.253	0.073	0.091	324#
Body Front (10mm)	3750	100	1RB	/	/	/	/	/	/
	3840	100	1RB	14.14	15.0	1.219	0.031	0.038	325#
	3930	100	1RB	/	/	/	/	/	/
	3840	100	50%RB	14.02	15.0	1.253	0.034	0.043	326#
Body Back (10mm)	3750	100	1RB	/	/	/	/	/	/
	3840	100	1RB	14.14	15.0	1.219	0.07	0.085	327#
	3930	100	1RB	/	/	/	/	/	/
	3840	100	50%RB	14.02	15.0	1.253	0.075	0.094	328#
Body Right (10mm)	3750	100	1RB	/	/	/	/	/	/
	3840	100	1RB	14.14	15.0	1.219	0.053	0.065	329#
	3930	100	1RB	/	/	/	/	/	/
	3840	100	50%RB	14.02	15.0	1.253	0.06	0.075	330#
Body Top (10mm)	3750	100	1RB	/	/	/	/	/	/
	3840	100	1RB	14.14	15.0	1.219	0.053	0.065	331#
	3930	100	1RB	/	/	/	/	/	/
	3840	100	50%RB	14.02	15.0	1.253	0.056	0.070	332#

The data above was performed on 2024/1/23.

WLAN 2.4G ANT12:

EUT Position	Frequency (MHz)	Test Mode	Max. Meas. Power (dBm)	Max. Rated Power (dBm)	1g SAR (W/kg)				
					Scaled Factor	Duty cycle Factor	Meas. SAR	Scaled SAR	Plot
Head Left Cheek	2412	802.11b	/	/	/	/	/	/	/
	2442	802.11b	13.89	14.0	1.026	1	0.154	0.158	333#
	2472	802.11b	/	/	/	/	/	/	/
Head Left Tilt	2412	802.11b	/	/	/	/	/	/	/
	2442	802.11b	13.89	14.0	1.026	1	0.044	0.045	334#
	2472	802.11b	/	/	/	/	/	/	/
Head Right Cheek	2412	802.11b	/	/	/	/	/	/	/
	2442	802.11b	13.89	14.0	1.026	1	0.042	0.043	335#
	2472	802.11b	/	/	/	/	/	/	/
Head Right Tilt	2412	802.11b	/	/	/	/	/	/	/
	2442	802.11b	13.89	14.0	1.026	1	0.011	0.011	336#
	2472	802.11b	/	/	/	/	/	/	/
Body Front (10mm)	2412	802.11b	/	/	/	/	/	/	/
	2442	802.11b	13.89	14.0	1.026	1	0.019	0.019	337#
	2472	802.11b	/	/	/	/	/	/	/
Body Back (10mm)	2412	802.11b	/	/	/	/	/	/	/
	2442	802.11b	13.89	14.0	1.026	1	0.034	0.035	338#
	2472	802.11b	/	/	/	/	/	/	/
Body Right (10mm)	2412	802.11b	/	/	/	/	/	/	/
	2442	802.11b	13.89	14.0	1.026	1	0.025	0.026	339#
	2472	802.11b	/	/	/	/	/	/	/
Body Top (10mm)	2412	802.11b	/	/	/	/	/	/	/
	2442	802.11b	13.89	14.0	1.026	1	0.00628	0.006	340#
	2472	802.11b	/	/	/	/	/	/	/

The data above was performed on 2024/1/20.

Note:

1. When the 1-g SAR is $\leq 0.8\text{W/kg}$, testing for other channels are optional.
2. When SAR or MPE is not measured at the maximum power level allowed for production units, the results must be scaled to the maximum tune-up tolerance limit according to the power applied to the individual channels tested to determine compliance.
3. For 802.11b mode power is the largest among 802.11b/g/n20/n40, 802.11 b mode as initial test configuration is selected to test.

WLAN 2.4G ANT13:

EUT Position	Frequency (MHz)	Test Mode	Max. Meas. Power (dBm)	Max. Rated Power (dBm)	1g SAR (W/kg)				
					Scaled Factor	Duty cycle Factor	Meas. SAR	Scaled SAR	Plot
Head Left Cheek	2412	802.11b	/	/	/	/	/	/	/
	2442	802.11b	15.76	16.0	1.057	1.0	0.192	0.203	341#
	2472	802.11b	/	/	/	/	/	/	/
Head Left Tilt	2412	802.11b	/	/	/	/	/	/	/
	2442	802.11b	15.76	16.0	1.057	1.0	0.154	0.163	342#
	2472	802.11b	/	/	/	/	/	/	/
Head Right Cheek	2412	802.11b	/	/	/	/	/	/	/
	2442	802.11b	15.76	16.0	1.057	1.0	0.08	0.085	343#
	2472	802.11b	/	/	/	/	/	/	/
Head Right Tilt	2412	802.11b	/	/	/	/	/	/	/
	2442	802.11b	15.76	16.0	1.057	1.0	0.071	0.075	344#
	2472	802.11b	/	/	/	/	/	/	/
Body Front (10mm)	2412	802.11b	/	/	/	/	/	/	/
	2442	802.11b	15.76	16.0	1.057	1.0	0.031	0.033	345#
	2472	802.11b	/	/	/	/	/	/	/
Body Back (10mm)	2412	802.11b	/	/	/	/	/	/	/
	2442	802.11b	15.76	16.0	1.057	1.0	0.038	0.040	346#
	2472	802.11b	/	/	/	/	/	/	/
Body Right (10mm)	2412	802.11b	/	/	/	/	/	/	/
	2442	802.11b	15.76	16.0	1.057	1.0	0.032	0.034	347#
	2472	802.11b	/	/	/	/	/	/	/
Body Top (10mm)	2412	802.11b	/	/	/	/	/	/	/
	2442	802.11b	15.76	16.0	1.057	1.0	0.022	0.023	348#
	2472	802.11b	/	/	/	/	/	/	/

The data above was performed on 2024/1/21.

Note:

1. When the 1-g SAR is $\leq 0.8W/kg$, testing for other channels are optional.
2. When SAR or MPE is not measured at the maximum power level allowed for production units, the results must be scaled to the maximum tune-up tolerance limit according to the power applied to the individual channels tested to determine compliance.
3. For 802.11b mode power is the largest among 802.11b/g/n20/n40, 802.11 b mode as initial test configuration is selected to test.

WLAN 5.2G:

EUT Position	Frequency (MHz)	Test Mode	Max. Meas. Power (dBm)	Max. Rated Power (dBm)	1g SAR (W/kg)				
					Scaled Factor	Duty cycle Factor	Meas. SAR	Scaled SAR	Plot
Head Left Cheek	5180	802.11n HT20	/	/	/	/	/	/	/
	5200	802.11n HT20	13.31	14.0	1.172	1.0	0.328	0.384	349#
	5240	802.11n HT20	/	/	/	/	/	/	/
Head Left Tilt	5180	802.11n HT20	/	/	/	/	/	/	/
	5200	802.11n HT20	13.31	14.0	1.172	1.0	0.272	0.319	350#
	5240	802.11n HT20	/	/	/	/	/	/	/
Head Right Cheek	5180	802.11n HT20	/	/	/	/	/	/	/
	5200	802.11n HT20	13.31	14.0	1.172	1.0	0.152	0.178	351#
	5240	802.11n HT20	/	/	/	/	/	/	/
Head Right Tilt	5180	802.11n HT20	/	/	/	/	/	/	/
	5200	802.11n HT20	13.31	14.0	1.172	1.0	0.154	0.181	352#
	5240	802.11n HT20	/	/	/	/	/	/	/
Body Front (10mm)	5180	802.11n HT20	/	/	/	/	/	/	/
	5200	802.11n HT20	13.31	14.0	1.172	1.0	0.05	0.059	353#
	5240	802.11n HT20	/	/	/	/	/	/	/
Body Back (10mm)	5180	802.11n HT20	/	/	/	/	/	/	/
	5200	802.11n HT20	13.31	14.0	1.172	1.0	0.071	0.083	354#
	5240	802.11n HT20	/	/	/	/	/	/	/
Body Right (10mm)	5180	802.11n HT20	/	/	/	/	/	/	/
	5200	802.11n HT20	13.31	14.0	1.172	1.0	0.126	0.148	355#
	5240	802.11n HT20	/	/	/	/	/	/	/
Body Top (10mm)	5180	802.11n HT20	/	/	/	/	/	/	/
	5200	802.11n HT20	13.31	14.0	1.172	1.0	0.051	0.060	356#
	5240	802.11n HT20	/	/	/	/	/	/	/

The data above was performed on 2024/1/23.

1. When the 1-g SAR is ≤ 0.8 W/kg, testing for other channels are optional.
2. When SAR or MPE is not measured at the maximum power level allowed for production units, the results must be scaled to the maximum tune-up tolerance limit according to the power applied to the individual channels tested to determine compliance.
3. For 802.11n20 mode power is the largest among 802.11a/n20/n40/ac80, 802.11 n20 mode as initial test configuration is selected to test.

WLAN 5.8G :

EUT Position	Frequency (MHz)	Test Mode	Max. Meas. Power (dBm)	Max. Rated Power (dBm)	1g SAR (W/kg)				
					Scaled Factor	Duty cycle Factor	Meas. SAR	Scaled SAR	Plot
Head Left Cheek	5745	802.11n HT20	/	/	/	/	/	/	/
	5785	802.11n HT20	13.24	14.0	1.191	1.0	0.251	0.299	357#
	5825	802.11n HT20	/	/	/	/	/	/	/
Head Left Tilt	5745	802.11n HT20	/	/	/	/	/	/	/
	5785	802.11n HT20	13.24	14.0	1.191	1.0	0.236	0.281	358#
	5825	802.11n HT20	/	/	/	/	/	/	/
Head Right Cheek	5745	802.11n HT20	/	/	/	/	/	/	/
	5785	802.11n HT20	13.24	14.0	1.191	1.0	0.07	0.083	359#
	5825	802.11n HT20	/	/	/	/	/	/	/
Head Right Tilt	5745	802.11n HT20	/	/	/	/	/	/	/
	5785	802.11n HT20	13.24	14.0	1.191	1.0	0.112	0.133	360#
	5825	802.11n HT20	/	/	/	/	/	/	/
Body Front (10mm)	5745	802.11n HT20	/	/	/	/	/	/	/
	5785	802.11n HT20	13.24	14.0	1.191	1.0	0.027	0.032	361#
	5825	802.11n HT20	/	/	/	/	/	/	/
Body Back (10mm)	5745	802.11n HT20	/	/	/	/	/	/	/
	5785	802.11n HT20	13.24	14.0	1.191	1.0	0.05	0.060	362#
	5825	802.11n HT20	/	/	/	/	/	/	/
Body Right (10mm)	5745	802.11n HT20	/	/	/	/	/	/	/
	5785	802.11n HT20	13.24	14.0	1.191	1.0	0.06	0.071	363#
	5825	802.11n HT20	/	/	/	/	/	/	/
Body Top (10mm)	5745	802.11n HT20	/	/	/	/	/	/	/
	5785	802.11n HT20	13.24	14.0	1.191	1.0	0.037	0.044	364#
	5825	802.11n HT20	/	/	/	/	/	/	/

The data above was performed on 2024/1/23.

1. When the 1-g SAR is ≤ 0.8 W/kg, testing for other channels are optional.
2. When SAR or MPE is not measured at the maximum power level allowed for production units, the results must be scaled to the maximum tune-up tolerance limit according to the power applied to the individual channels tested to determine compliance.
3. For 802.11n20 mode power is the largest among 802.11a/n20/n40/ac80, 802.11 n20 mode as initial test configuration is selected to test.

9. Measurement Variability

In accordance with published RF Exposure KDB procedure 865664 D01 SAR measurement 100 MHz to 6 GHz v01. These additional measurements are repeated after the completion of all measurements requiring the same head or body tissue-equivalent medium in a frequency band. The test device should be returned to ambient conditions (normal room temperature) with the battery fully charged before it is re-mounted on the device holder for the repeated measurement(s) to minimize any unexpected variations in the repeated results

- 1) Repeated measurement is not required when the original highest measured SAR is < 0.80 W/kg; steps 2) through 4) do not apply.
- 2) When the original highest measured SAR is ≥ 0.80 W/kg, repeat that measurement once.
- 3) Perform a second repeated measurement only if the ratio of largest to smallest SAR for the original and first repeated measurements is > 1.20 or when the original or repeated measurement is ≥ 1.45 W/kg (~ 10% from the 1-g SAR limit).
- 4) Perform a third repeated measurement only if the original, first or second repeated measurement is ≥ 1.5 W/kg and the ratio of largest to smallest SAR for the original, first and second repeated measurements is > 1.20 .

Note: The same procedures should be adapted for measurements according to extremity and occupational exposure limits by applying a factor of 2.5 for extremity exposure and a factor of 5 for occupational exposure to the corresponding SAR thresholds.

The Highest Measured SAR Configuration in Each Frequency Band Head

SAR probe calibration point	Frequency Band	Freq.(MHz)	EUT Position	Meas. SAR (W/kg)		Largest toSmallestSAR Ratio
				Original	Repeated	
/	/	/	/	/	/	/

Body

SAR probe calibration point	Frequency Band	Freq.(MHz)	EUT Position	Meas. SAR (W/kg)		Largest toSmallestSARRatio
				Original	Repeated	
/	/	/	/	/	/	/

Note:

1. Second Repeated Measurement is not required since the ratio of the largest to smallest SAR for the original and first repeated measurement is not > 1.20 .
2. The measured SAR results **do not** have to be scaled to the maximum tune-up tolerance to determine if repeated measurements are required.
3. SAR measurement variability must be assessed for each frequency band, which is determined by the **SAR probe calibration point and tissue-equivalent medium** used for the device measurements.

10. SAR SIMULTANEOUS TRANSMISSION DESCRIPTION

Simultaneous Transmission:

Description of Simultaneous Transmit Capabilities		
Transmitter Combination	Simultaneous?	Hotspot?
WWAN(GSM/WCDMA/LTE)Antenna + WLAN 2.4G	√	√
WWAN(GSM/WCDMA/LTE)Antenna + WLAN 5G	√	√
WWAN(GSM/WCDMA/LTE) Antenna + Bluetooth	√	×
WLAN2.4G+Bluetooth	×	×
WLAN 5G + Bluetooth	×	×
WLAN2.4G +WLAN 5G	×	×

SimultaneousSAR test exclusion considerations:

Mode(SAR1+SAR2)	Position	Reported SAR(W/kg)		ΣSAR < 1.6W/kg
		SAR1	SAR2	
MAX.WWAN(GSM/WCDMA/LTE)/5G NR+Bluetooth	Head	0.665	0.11	0.775
	Body	0.718	0.05	0.768

Mode(SAR1+SAR2)	Position	Reported SAR(W/kg)		ΣSAR < 1.6W/kg
		SAR1	SAR2	
MAX.WWAN(GSM/WCDMA/LTE)/5G NR+WLAN 5.2G	Head	0.665	0.203	0.868
	Body	0.718	0.040	0.758
	Body(Hotspot)	0.718	0.040	0.758
MAX.WWAN(GSM/WCDMA/LTE)/5G NR+WLAN 5.8G	Head	0.665	0.384	1.049
	Body	0.718	0.148	0.866
	Body(Hotspot)	0.718	0.148	0.866

Mode(SAR1+SAR2)	Position	Reported SAR(W/kg)			ΣSAR < 1.6W/kg
		SAR1	SAR2	SAR3	
MAX.WWAN(GSM/WCDMA/LTE)/5G NR + WLAN 2.4G ANT12+ WLAN 2.4G ANT13	Head	0.665	0.158	0.203	1.026
MAX.WWAN(GSM/WCDMA/LTE)/5G NR + WLAN 2.4G ANT12+ WLAN 2.4G ANT13	Body	0.718	0.035	0.040	0.793
MAX.WWAN(GSM/WCDMA/LTE)/5G NR + WLAN 2.4G ANT12+ WLAN 2.4G ANT13	Body(Hotspot)	0.718	0.035	0.040	0.793

Note:

For the EIRP of NFC is 0.001mW, per KDB447498 D01 clause 4.3, the estimated SAR is so lower, so the NFC almost have no influence on the results of simultaneous transmission.

Conclusion:

Sum of SAR: $\Sigma\text{SAR} \leq 1.6 \text{ W/kg}$ therefore simultaneous transmission SAR with Volume Scans is **not required**.

11. SAR Plots

Please Refer to the Attachment.

APPENDIX A MEASUREMENT UNCERTAINTY

The uncertainty budget has been determined for the measurement system and is given in the following Table.

Measurement uncertainty evaluation for IEEE1528-2013 SAR test

Source of uncertainty	Tolerance/uncertainty ± %	Probability distribution	Divisor	ci (1 g)	ci (10 g)	Standard uncertainty ± %, (1 g)	Standard uncertainty ± %, (10 g)
Measurement system							
Probe calibration	6.55	N	1	1	1	6.3	6.3
Axial Isotropy	4.7	R	$\sqrt{3}$	1	1	2.7	2.7
Hemispherical Isotropy	9.6	R	$\sqrt{3}$	0	0	0.0	0.0
Boundary effect	1.0	R	$\sqrt{3}$	1	1	0.6	0.6
Linearity	4.7	R	$\sqrt{3}$	1	1	2.7	2.7
Detection limits	1.0	R	$\sqrt{3}$	1	1	0.6	0.6
Readout electronics	0.3	N	1	1	1	0.3	0.3
Response time	0.0	R	$\sqrt{3}$	1	1	0.0	0.0
Integration time	0.0	R	$\sqrt{3}$	1	1	0.0	0.0
RF ambient conditions – noise	1.0	R	$\sqrt{3}$	1	1	0.6	0.6
RF ambient conditions – reflections	1.0	R	$\sqrt{3}$	1	1	0.6	0.6
Probe positioner mech. Restrictions	0.8	R	$\sqrt{3}$	1	1	0.5	0.5
Probe positioning with respect to phantom shell	6.7	R	$\sqrt{3}$	1	1	3.9	3.9
Post-processing	2.0	R	$\sqrt{3}$	1	1	1.2	1.2
Test sample related							
Test sample positioning	2.8	N	1	1	1	2.8	2.8
Device holder uncertainty	6.3	N	1	1	1	6.3	6.3
Drift of output power	5.0	R	$\sqrt{3}$	1	1	2.9	2.9
Phantom and set-up							
Phantom uncertainty (shape and thickness tolerances)	4.0	R	$\sqrt{3}$	1	1	2.3	2.3
Liquid conductivity target)	5.0	R	$\sqrt{3}$	0.64	0.43	1.8	1.2
Liquid conductivity meas.)	2.5	N	1	0.64	0.43	1.6	1.1
Liquid permittivity target)	5.0	R	$\sqrt{3}$	0.6	0.49	1.7	1.4
Liquid permittivity meas.)	2.5	N	1	0.6	0.49	1.5	1.2
Combined standard uncertainty		RSS				12.2	12.0
Expanded uncertainty 95 % confidence interval)						24.1	23.7

Measurement uncertainty evaluation for IEC62209-1 SAR test

Source of uncertainty	Tolerance/uncertainty ± %	Probability distribution	Divisor	ci (1 g)	ci (10 g)	Standard uncertainty ± %, (1 g)	Standard uncertainty ± %, (10 g)
Measurement system							
Probe calibration	6.55	N	1	1	1	6.3	6.3
Axial Isotropy	4.7	R	$\sqrt{3}$	1	1	2.7	2.7
Hemispherical Isotropy	9.6	R	$\sqrt{3}$	0	0	0.0	0.0
Boundary effect	1.0	R	$\sqrt{3}$	1	1	0.6	0.6
Linearity	4.7	R	$\sqrt{3}$	1	1	2.7	2.7
Detection limits	1.0	R	$\sqrt{3}$	1	1	0.6	0.6
Readout electronics	0.3	N	1	1	1	0.3	0.3
Response time	0.0	R	$\sqrt{3}$	1	1	0.0	0.0
Integration time	0.0	R	$\sqrt{3}$	1	1	0.0	0.0
RF ambient conditions – noise	1.0	R	$\sqrt{3}$	1	1	0.6	0.6
Probe positioning with respect to phantom shell	6.7	R	$\sqrt{3}$	1	1	3.9	3.9
Probe positioner mech. Restrictions	0.8	R	$\sqrt{3}$	1	1	0.5	0.5
RF ambient conditions – reflections	1.0	R	$\sqrt{3}$	1	1	0.6	0.6
Post-processing	2.0	R	$\sqrt{3}$	1	1	1.2	1.2
Test sample related							
Test sample positioning	2.8	N	1	1	1	2.8	2.8
Device holder uncertainty	6.3	N	1	1	1	6.3	6.3
Drift of output power	5.0	R	$\sqrt{3}$	1	1	2.9	2.9
Phantom and set-up							
Phantom uncertainty (shape and thickness tolerances)	4.0	R	$\sqrt{3}$	1	1	2.3	2.3
Liquid conductivity target)	5.0	R	$\sqrt{3}$	0.64	0.43	1.8	1.2
Liquid conductivity meas.)	2.5	N	1	0.64	0.43	1.6	1.1
Liquid permittivity target)	5.0	R	$\sqrt{3}$	0.6	0.49	1.7	1.4
Liquid permittivity meas.)	2.5	N	1	0.6	0.49	1.5	1.2
Combined standard uncertainty		RSS				12.2	12.0
Expanded uncertainty 95 % confidence interval)						24.0	23.6

APPENDIX B EUT TEST POSITION PHOTOS

Please Refer to the Attachment.

APPENDIX C CALIBRATION CERTIFICATES

Please Refer to the Attachment.

******* END OF REPORT *******