

Appendix A: Effective (Isotropic) Radiated Power Output Data

Test Result(WCDMA)

Band	Type	Channel	Conducted Power (dBm)	ERP/EIRP (dBm)	ERP/EIRP Limit (dBm)	Verdict
Band2	Voice	9262	22.88	21.88	33.01	PASS
Band2	TestMode	9262	22.93	21.93	33.01	PASS
Band2	TestMode	9400	23.03	22.03	33.01	PASS
Band2	Voice	9400	23.02	22.02	33.01	PASS
Band2	TestMode	9538	23.38	22.38	33.01	PASS
Band2	Voice	9538	23.33	22.33	33.01	PASS
Band4	Voice	1312	22.71	21.51	30.00	PASS
Band4	TestMode	1312	22.68	21.48	30.00	PASS
Band4	Voice	1413	22.86	21.66	30.00	PASS
Band4	TestMode	1413	22.87	21.67	30.00	PASS
Band4	TestMode	1513	22.54	21.34	30.00	PASS
Band4	Voice	1513	22.51	21.31	30.00	PASS
Band5	Voice	4132	22.67	17.07	38.45	PASS
Band5	TestMode	4132	23.10	17.5	38.45	PASS
Band5	TestMode	4183	23.21	17.61	38.45	PASS
Band5	Voice	4183	22.83	17.23	38.45	PASS
Band5	Voice	4233	22.72	17.12	38.45	PASS
Band5	TestMode	4233	23.10	17.5	38.45	PASS

Test Result(HSDPA)

Band	Channel	SubTest	Conducted Power (dBm)	ERP/EIRP (dBm)	ERP/EIRP Limit (dBm)	Verdict
Band2	9262	1	21.96	20.96	33.01	PASS
Band2	9262	2	21.40	20.4	33.01	PASS
Band2	9262	3	21.44	20.44	33.01	PASS
Band2	9262	4	21.41	20.41	33.01	PASS
Band2	9400	1	22.05	21.05	33.01	PASS
Band2	9400	2	21.51	20.51	33.01	PASS
Band2	9400	3	21.54	20.54	33.01	PASS
Band2	9400	4	21.50	20.5	33.01	PASS
Band2	9538	1	22.40	21.4	33.01	PASS
Band2	9538	2	21.84	20.84	33.01	PASS
Band2	9538	3	21.87	20.87	33.01	PASS
Band2	9538	4	21.90	20.9	33.01	PASS

Band4	1312	1	21.72	20.52	30.00	PASS
Band4	1312	2	21.21	20.01	30.00	PASS
Band4	1312	3	21.25	20.05	30.00	PASS
Band4	1312	4	21.27	20.07	30.00	PASS
Band4	1413	1	21.89	20.69	30.00	PASS
Band4	1413	2	21.42	20.22	30.00	PASS
Band4	1413	3	21.44	20.24	30.00	PASS
Band4	1413	4	21.41	20.21	30.00	PASS
Band4	1513	1	21.54	20.34	30.00	PASS
Band4	1513	2	21.06	19.86	30.00	PASS
Band4	1513	3	21.07	19.87	30.00	PASS
Band4	1513	4	21.05	19.85	30.00	PASS
Band5	4132	1	22.32	16.72	38.5	PASS
Band5	4132	2	21.77	16.17	38.5	PASS
Band5	4132	3	21.84	16.24	38.5	PASS
Band5	4132	4	21.79	16.19	38.5	PASS
Band5	4183	1	22.40	16.8	38.5	PASS
Band5	4183	2	21.88	16.28	38.5	PASS
Band5	4183	3	21.92	16.32	38.5	PASS
Band5	4183	4	21.87	16.27	38.5	PASS
Band5	4233	1	22.32	16.72	38.5	PASS
Band5	4233	2	21.79	16.19	38.5	PASS
Band5	4233	3	21.85	16.25	38.5	PASS
Band5	4233	4	21.81	16.21	38.5	PASS

Test Result(HSUPA)

Band	Channel	SubTest	Conducted Power (dBm)	ERP/EIRP (dBm)	ERP/EIRP Limit (dBm)	Verdict
Band2	9262	1	19.85	18.85	33.01	PASS
Band2	9262	2	20.36	19.36	33.01	PASS
Band2	9262	3	20.89	19.89	33.01	PASS
Band2	9262	4	19.91	18.91	33.01	PASS
Band2	9262	5	21.88	20.88	33.01	PASS
Band2	9400	1	19.97	18.97	33.01	PASS
Band2	9400	2	20.49	19.49	33.01	PASS
Band2	9400	3	21.00	20	33.01	PASS
Band2	9400	4	19.99	18.99	33.01	PASS
Band2	9400	5	21.98	20.98	33.01	PASS
Band2	9538	1	20.27	19.27	33.01	PASS
Band2	9538	2	20.82	19.82	33.01	PASS
Band2	9538	3	21.28	20.28	33.01	PASS

Band2	9538	4	20.28	19.28	33.01	PASS
Band2	9538	5	22.29	21.29	33.01	PASS
Band4	1312	1	19.71	18.51	30.00	PASS
Band4	1312	2	20.21	19.01	30.00	PASS
Band4	1312	3	20.69	19.49	30.00	PASS
Band4	1312	4	19.72	18.52	30.00	PASS
Band4	1312	5	21.71	20.51	30.00	PASS
Band4	1413	1	19.86	18.66	30.00	PASS
Band4	1413	2	20.37	19.17	30.00	PASS
Band4	1413	3	20.85	19.65	30.00	PASS
Band4	1413	4	19.87	18.67	30.00	PASS
Band4	1413	5	21.86	20.66	30.00	PASS
Band4	1513	1	19.52	18.32	30.00	PASS
Band4	1513	2	20.00	18.8	30.00	PASS
Band4	1513	3	20.50	19.3	30.00	PASS
Band4	1513	4	19.51	18.31	30.00	PASS
Band4	1513	5	21.53	20.33	30.00	PASS
Band5	4132	1	20.30	14.7	38.5	PASS
Band5	4132	2	20.77	15.17	38.5	PASS
Band5	4132	3	21.31	15.71	38.5	PASS
Band5	4132	4	20.30	14.7	38.5	PASS
Band5	4132	5	22.32	16.72	38.5	PASS
Band5	4183	1	20.38	14.78	38.5	PASS
Band5	4183	2	20.87	15.27	38.5	PASS
Band5	4183	3	21.40	15.8	38.5	PASS
Band5	4183	4	20.40	14.8	38.5	PASS
Band5	4183	5	22.41	16.81	38.5	PASS
Band5	4233	1	20.29	14.69	38.5	PASS
Band5	4233	2	20.80	15.2	38.5	PASS
Band5	4233	3	21.29	15.69	38.5	PASS
Band5	4233	4	20.31	14.71	38.5	PASS
Band5	4233	5	22.31	16.71	38.5	PASS

Remark: $EIRP (dBm) = \text{Conducted power (dBm)} + \text{Antenna Gain (dBi)}$. (For Band2)
 $ERP (dBm) = EIRP (dBm) - 2.15 (dB)$. (For Band5)

AppendixB:Peak-to-Average Ratio

Test Result(WCDMA)

Band	Channel	Peak-to-Average Ratio(dB)	Limit(dB)	Verdict
Band2	9400	3.01	13	PASS
Band4	1413	3.11	13	PASS
Band5	4183	2.95	13	PASS

Remark: All channel had been tested, but only the worst case data displayed in this report.

Test Graphs(WCDMA)

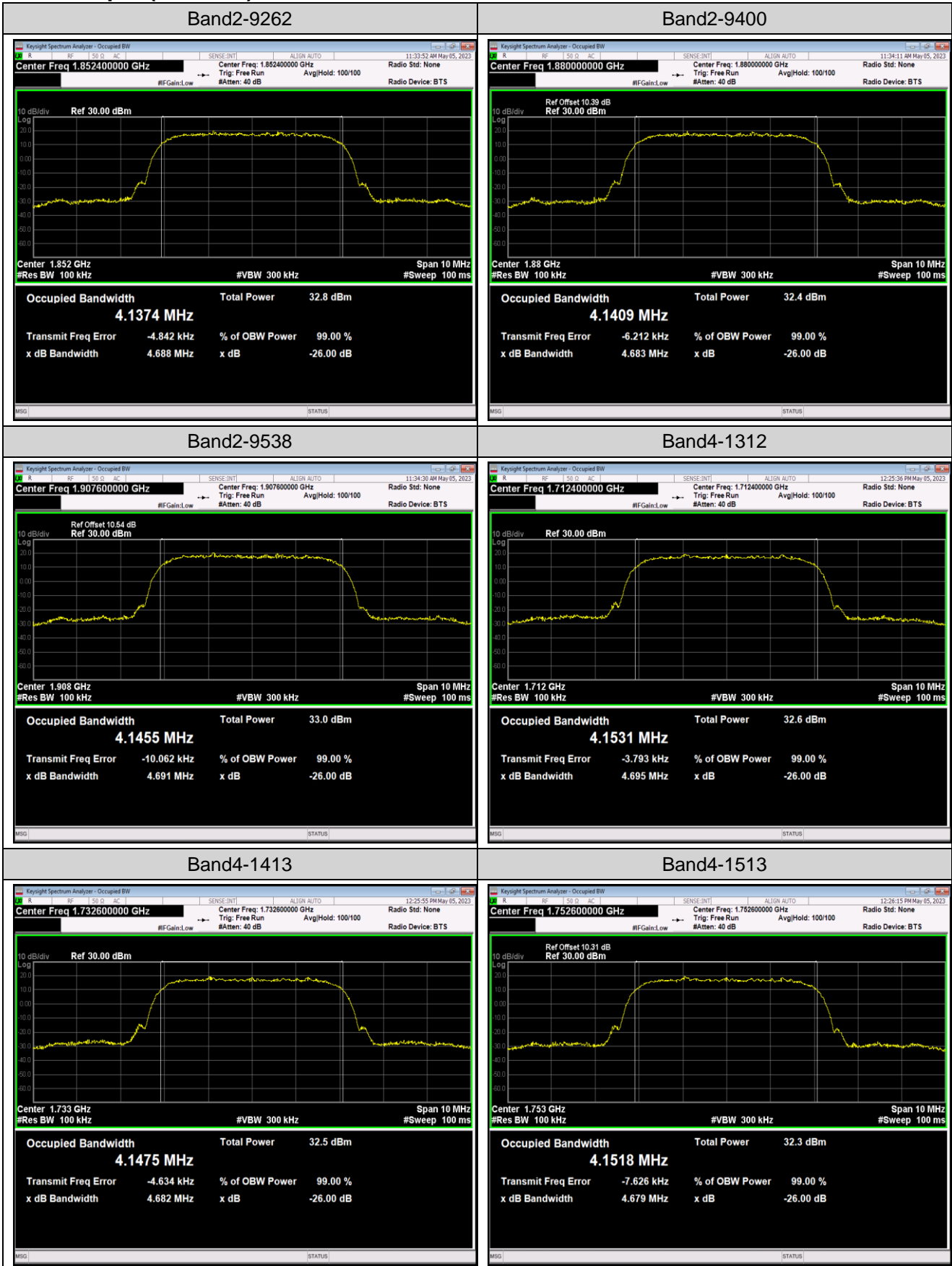


AppendixC:26dB Bandwidth andOccupied Bandwidth

Test Result(WCDMA)

Band	Channel	Occupied Bandwidth (MHz)	26dB Bandwidth (MHz)	Limit(kHz)	Verdict
Band2	9262	4.1374	4.688	---	PASS
Band2	9400	4.1409	4.683	---	PASS
Band2	9538	4.1455	4.691	---	PASS
Band4	1312	4.1531	4.695	---	PASS
Band4	1413	4.1475	4.682	---	PASS
Band4	1513	4.1518	4.679	---	PASS
Band5	4132	4.1507	4.683	---	PASS
Band5	4183	4.1507	4.694	---	PASS
Band5	4233	4.1438	4.695	---	PASS

Test Graphs(WCDMA)



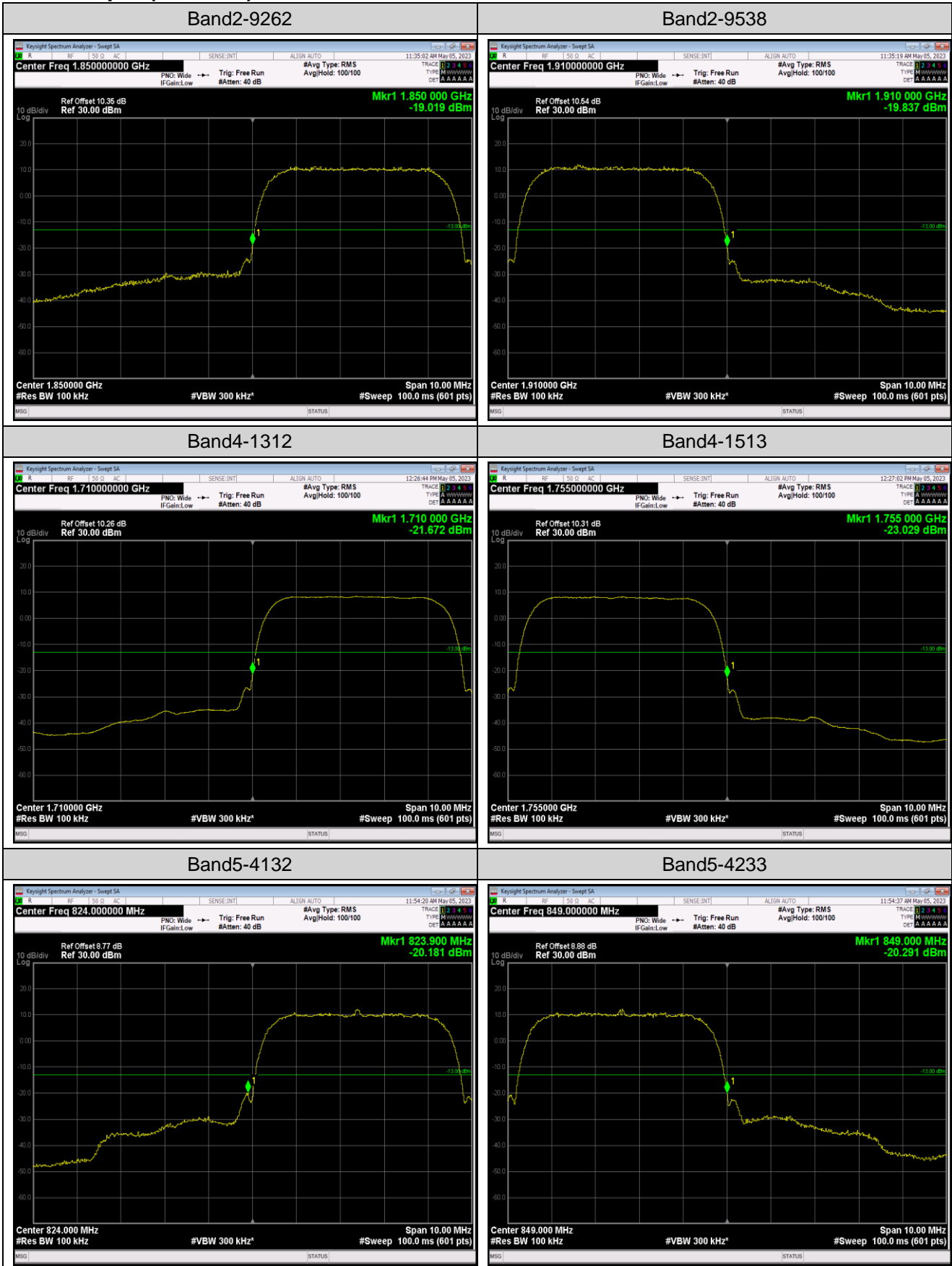


AppendixD:Band Edge

Test Result(WCDMA)

Band	Channel	Frequency (MHz)	Result (dBm)	Limit(dBm)	Verdict
Band2	9262	1850.00	-19.02	-13	PASS
Band2	9538	1910.00	-19.84	-13	PASS
Band4	1312	1710.00	-21.67	-13	PASS
Band4	1513	1755.00	-23.03	-13	PASS
Band5	4132	823.90	-20.18	-13	PASS
Band5	4233	849.00	-20.29	-13	PASS

Test Graphs(WCDMA)

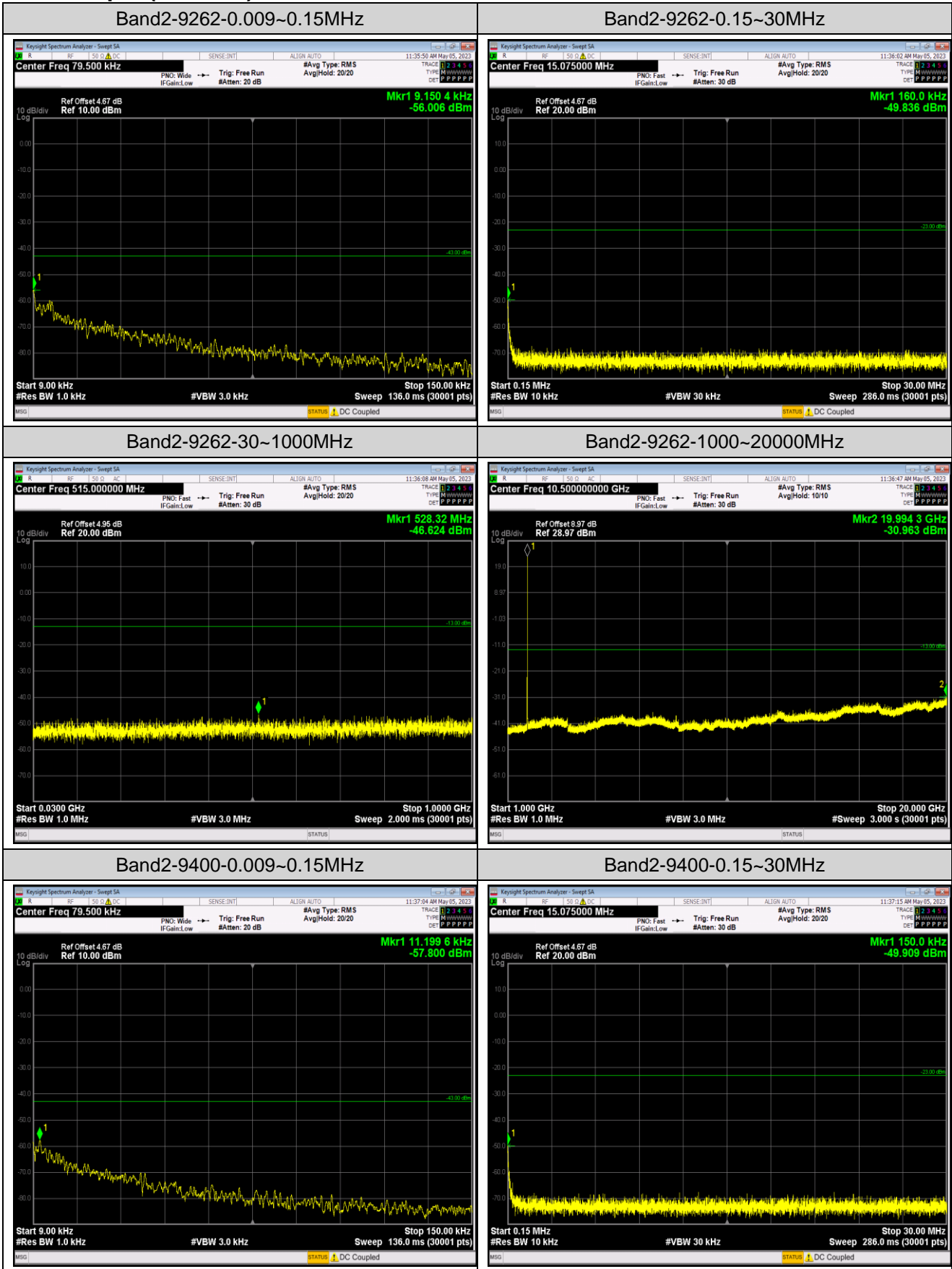


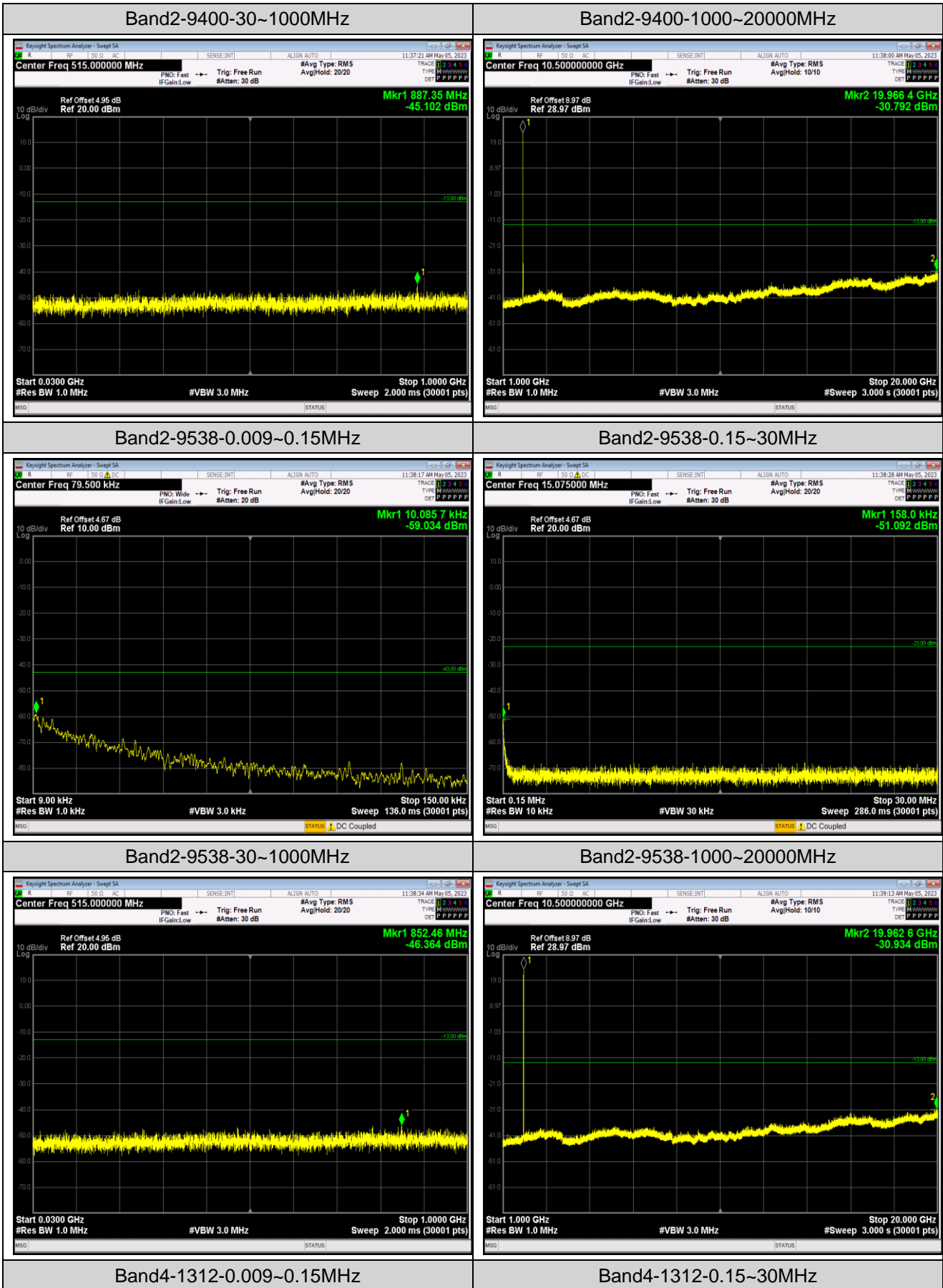
Appendix E: Conducted Spurious Emission

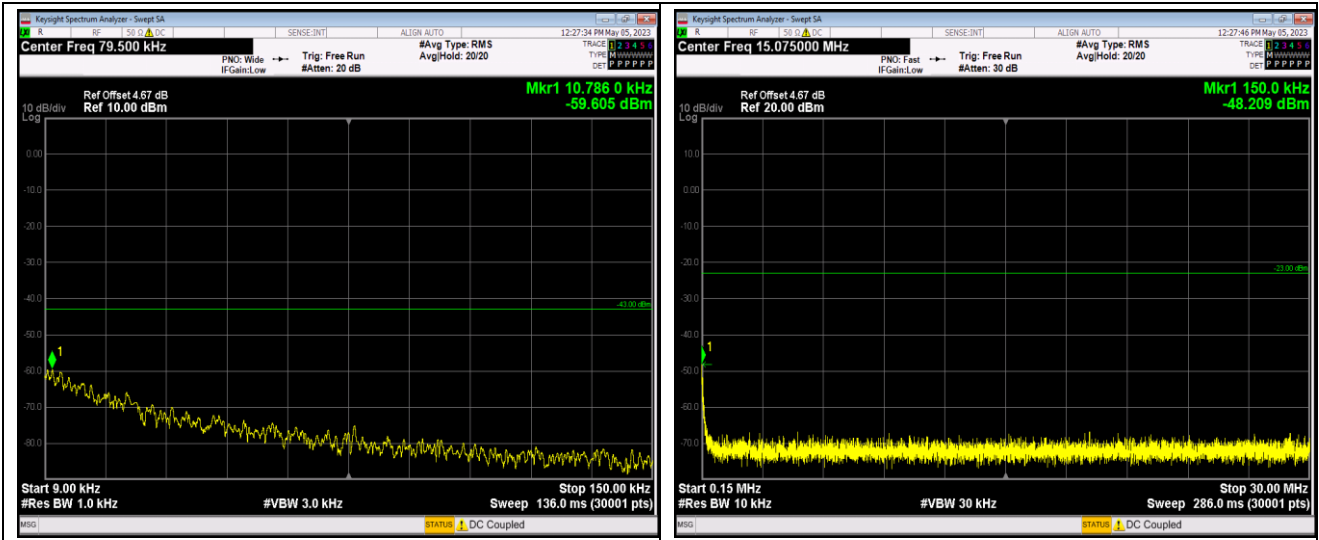
Test Result (WCDMA)

Band	Channel	Frequency Range (Mhz)	Frequency (dBm)	Result (dBm)	Limit (dBm)	Verdict
Band2	9262	0.009~0.15MHz	0.01	-56.01	-43	PASS
Band2	9262	0.15~30MHz	0.16	-49.84	-23	PASS
Band2	9262	30~1000MHz	528.32	-46.62	-13	PASS
Band2	9262	1000~20000MHz	19994.3	-30.96	-13	PASS
Band2	9400	0.009~0.15MHz	0.01	-57.8	-43	PASS
Band2	9400	0.15~30MHz	0.15	-49.91	-23	PASS
Band2	9400	30~1000MHz	887.35	-45.1	-13	PASS
Band2	9400	1000~20000MHz	19966.43	-30.79	-13	PASS
Band2	9538	0.009~0.15MHz	0.01	-59.03	-43	PASS
Band2	9538	0.15~30MHz	0.16	-51.09	-23	PASS
Band2	9538	30~1000MHz	852.46	-46.36	-13	PASS
Band2	9538	1000~20000MHz	19962.63	-30.93	-13	PASS
Band4	1312	0.009~0.15MHz	0.01	-59.61	-43	PASS
Band4	1312	0.15~30MHz	0.15	-48.21	-23	PASS
Band4	1312	30~1000MHz	904.39	-46.26	-13	PASS
Band4	1312	1000~20000MHz	19998.1	-30.72	-13	PASS
Band4	1413	0.009~0.15MHz	0.01	-58.31	-43	PASS
Band4	1413	0.15~30MHz	0.16	-50.48	-23	PASS
Band4	1413	30~1000MHz	844.67	-46.13	-13	PASS
Band4	1413	1000~20000MHz	19900.57	-30.58	-13	PASS
Band4	1513	0.009~0.15MHz	0.01	-57.43	-43	PASS
Band4	1513	0.15~30MHz	0.15	-49.59	-23	PASS
Band4	1513	30~1000MHz	869.15	-46.53	-13	PASS
Band4	1513	1000~20000MHz	19979.1	-29.91	-13	PASS
Band5	4132	0.009~0.15MHz	0.01	-57.29	-33	PASS
Band5	4132	0.15~30MHz	0.15	-50.38	-13	PASS
Band5	4132	30~1000MHz	353.88	-54.79	-13	PASS
Band5	4132	1000~10000MHz	2662.9	-37.32	-13	PASS
Band5	4183	0.009~0.15MHz	0.01	-56.65	-33	PASS
Band5	4183	0.15~30MHz	0.15	-49.51	-13	PASS
Band5	4183	30~1000MHz	479.53	-55.63	-13	PASS
Band5	4183	1000~10000MHz	6092.5	-37.03	-13	PASS
Band5	4233	0.009~0.15MHz	0.01	-59.17	-33	PASS
Band5	4233	0.15~30MHz	0.17	-50.64	-13	PASS
Band5	4233	30~1000MHz	345.77	-54.24	-13	PASS
Band5	4233	1000~10000MHz	5907.7	-37.63	-13	PASS

Test Graphs(WCDMA)

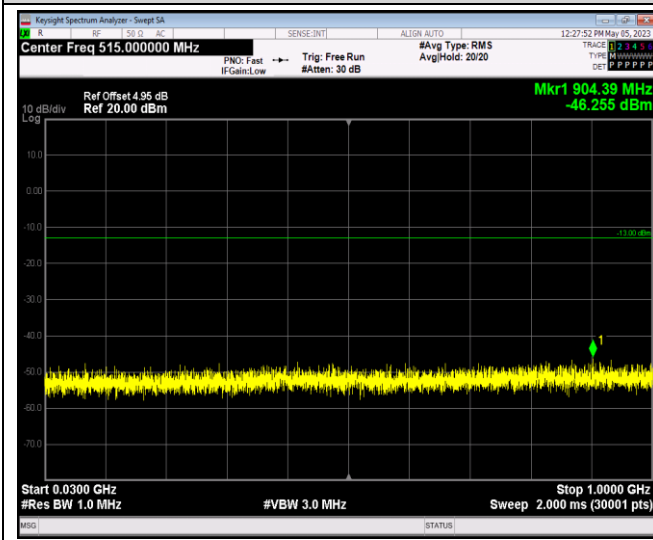




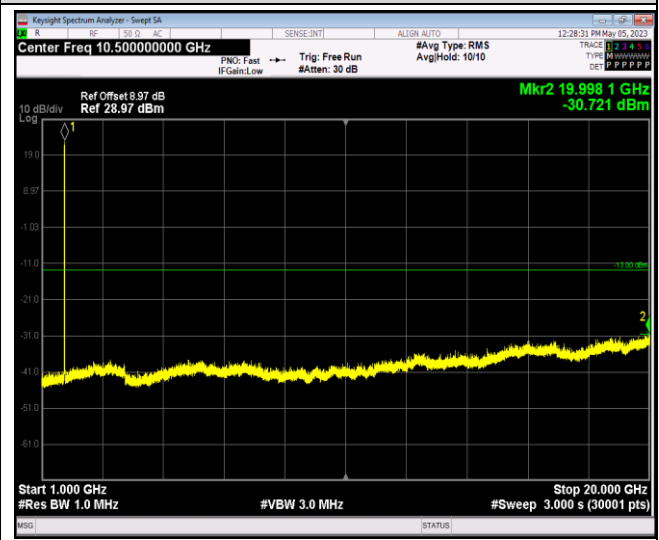


Band4-1312-30~1000MHz

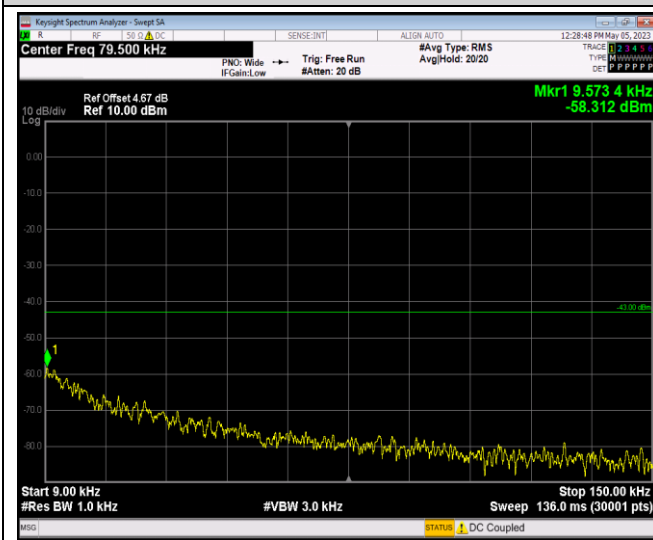
Band4-1312-1000~20000MHz



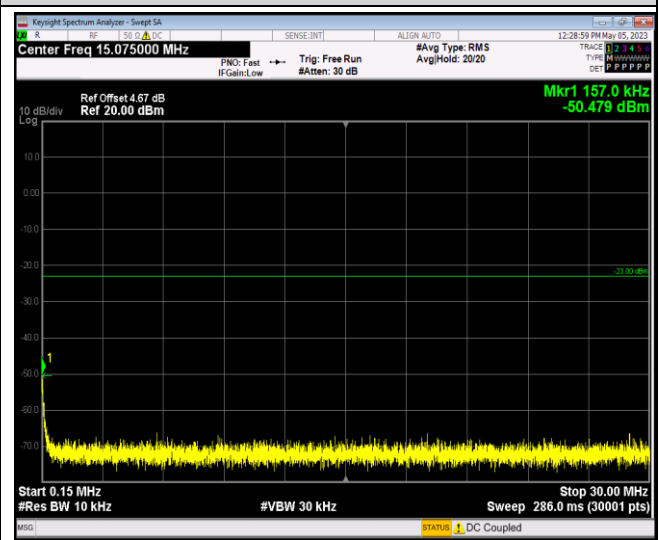
Band4-1413-0.009~0.15MHz



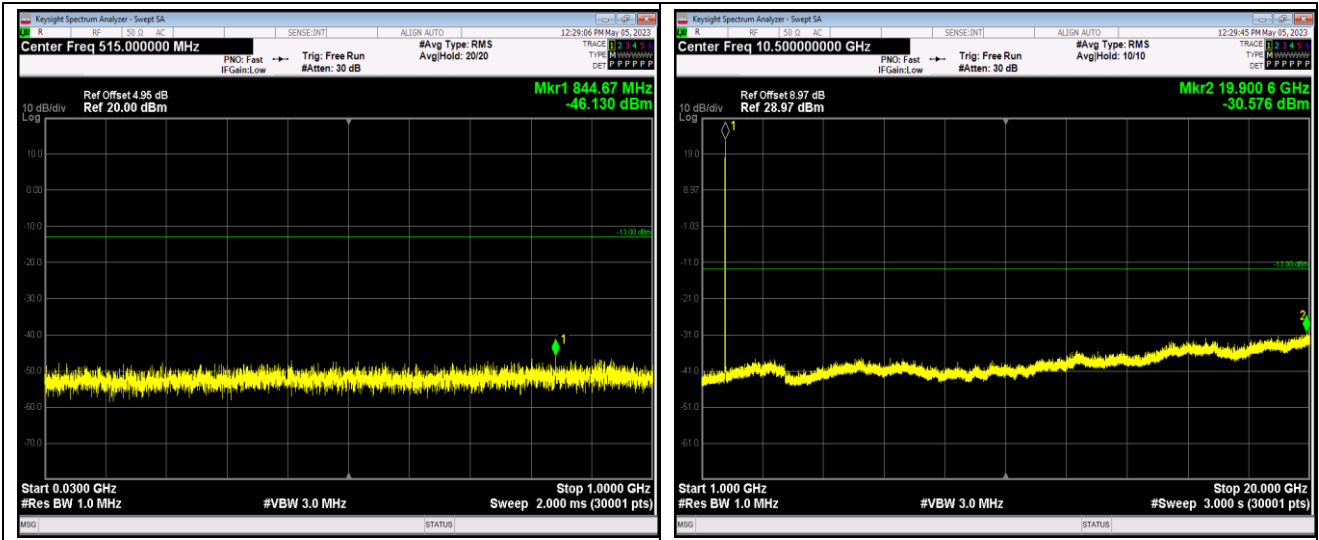
Band4-1413-0.15~30MHz



Band4-1413-30~1000MHz

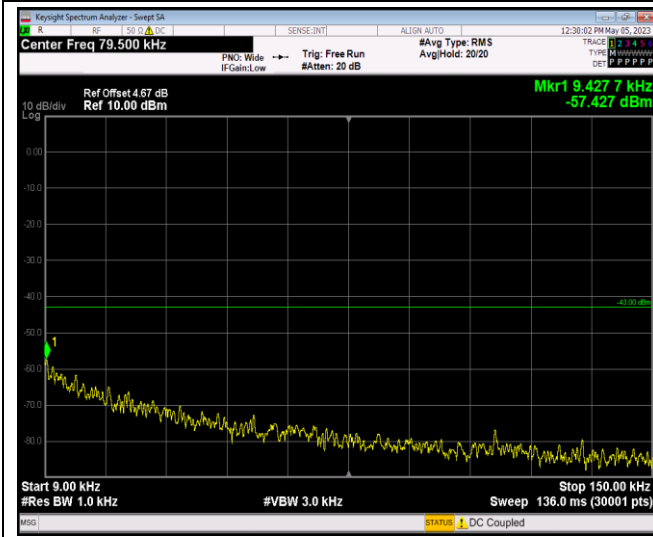


Band4-1413-1000~20000MHz

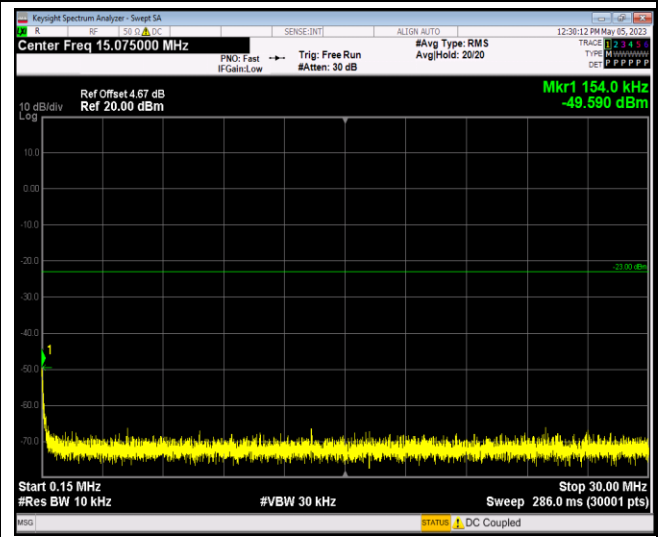


Band4-1513-0.009~0.15MHz

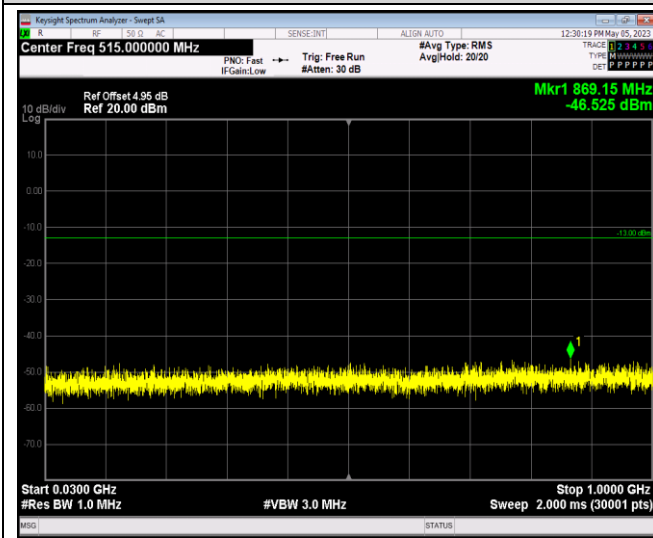
Band4-1513-0.15~30MHz



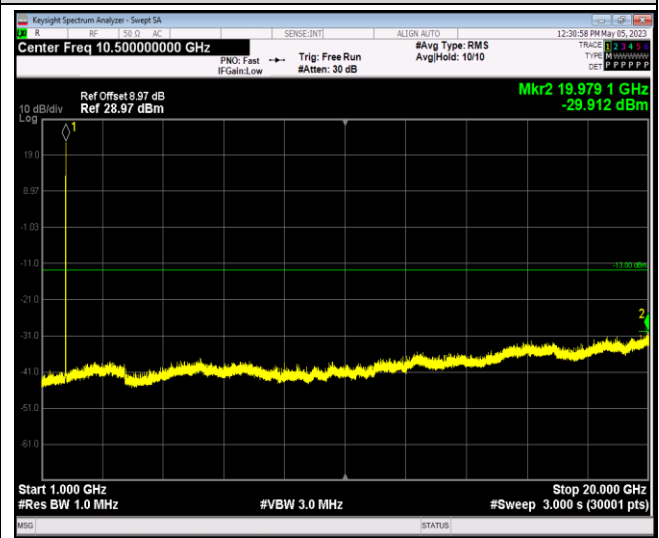
Band4-1513-30~1000MHz



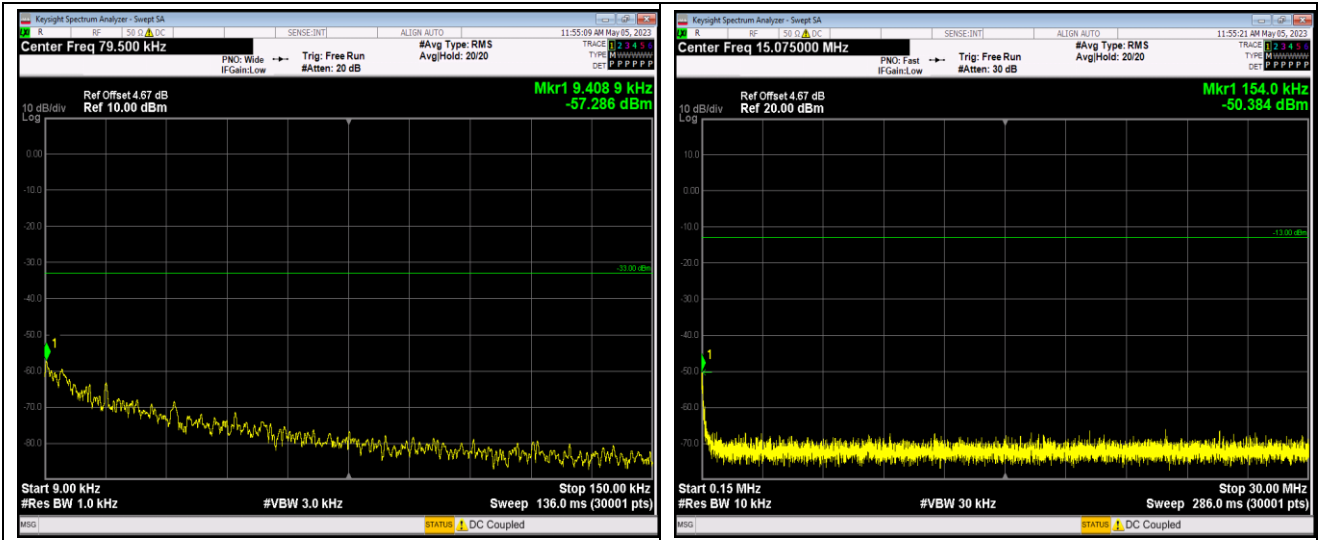
Band4-1513-1000~20000MHz



Band5-4132-0.009~0.15MHz

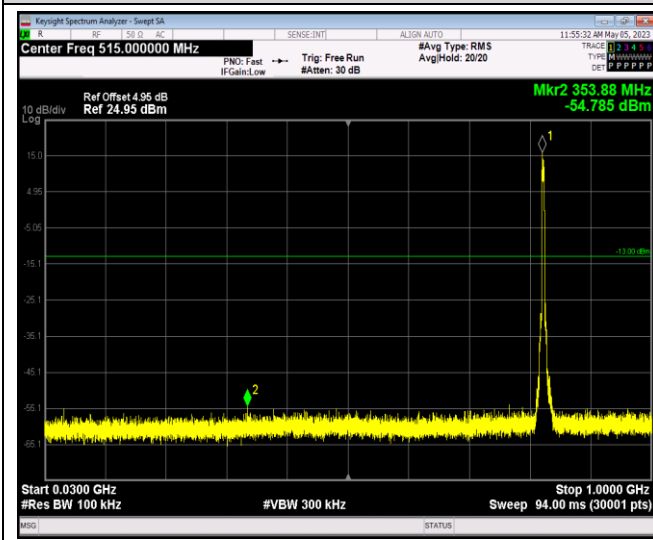


Band5-4132-0.15~30MHz

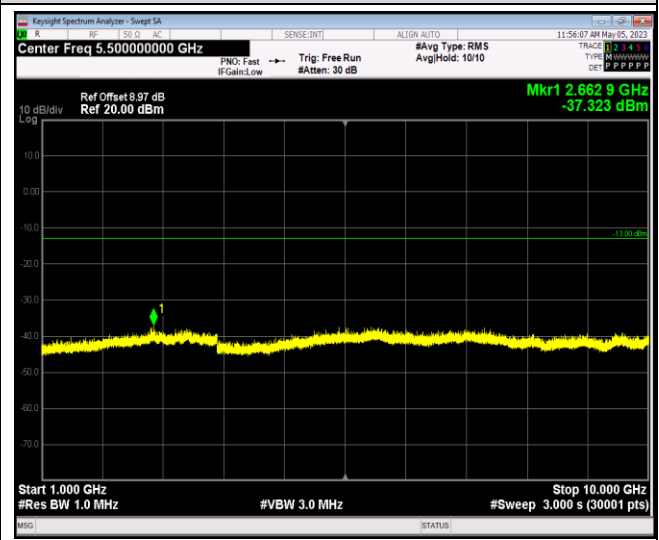


Band5-4132-30~1000MHz

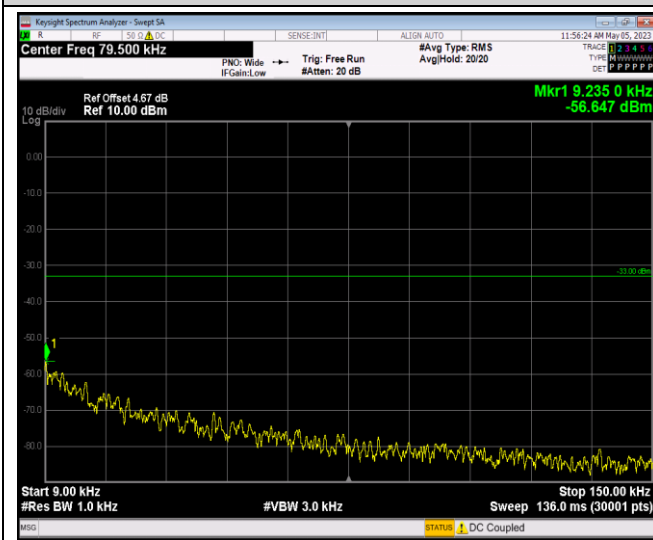
Band5-4132-1000~10000MHz



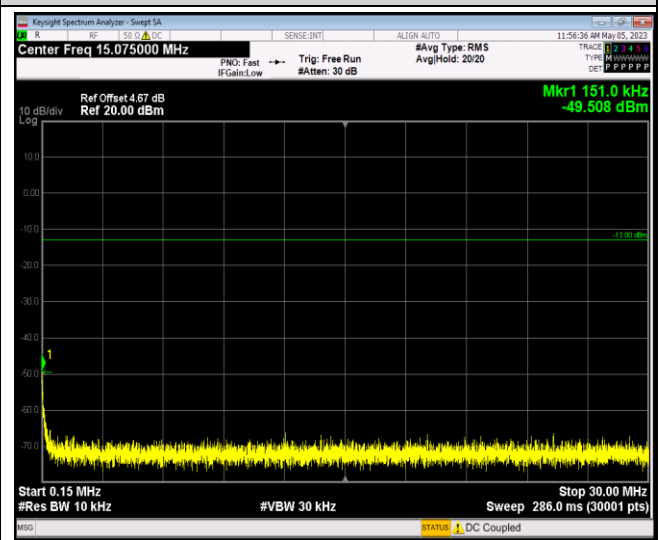
Band5-4183-0.009~0.15MHz



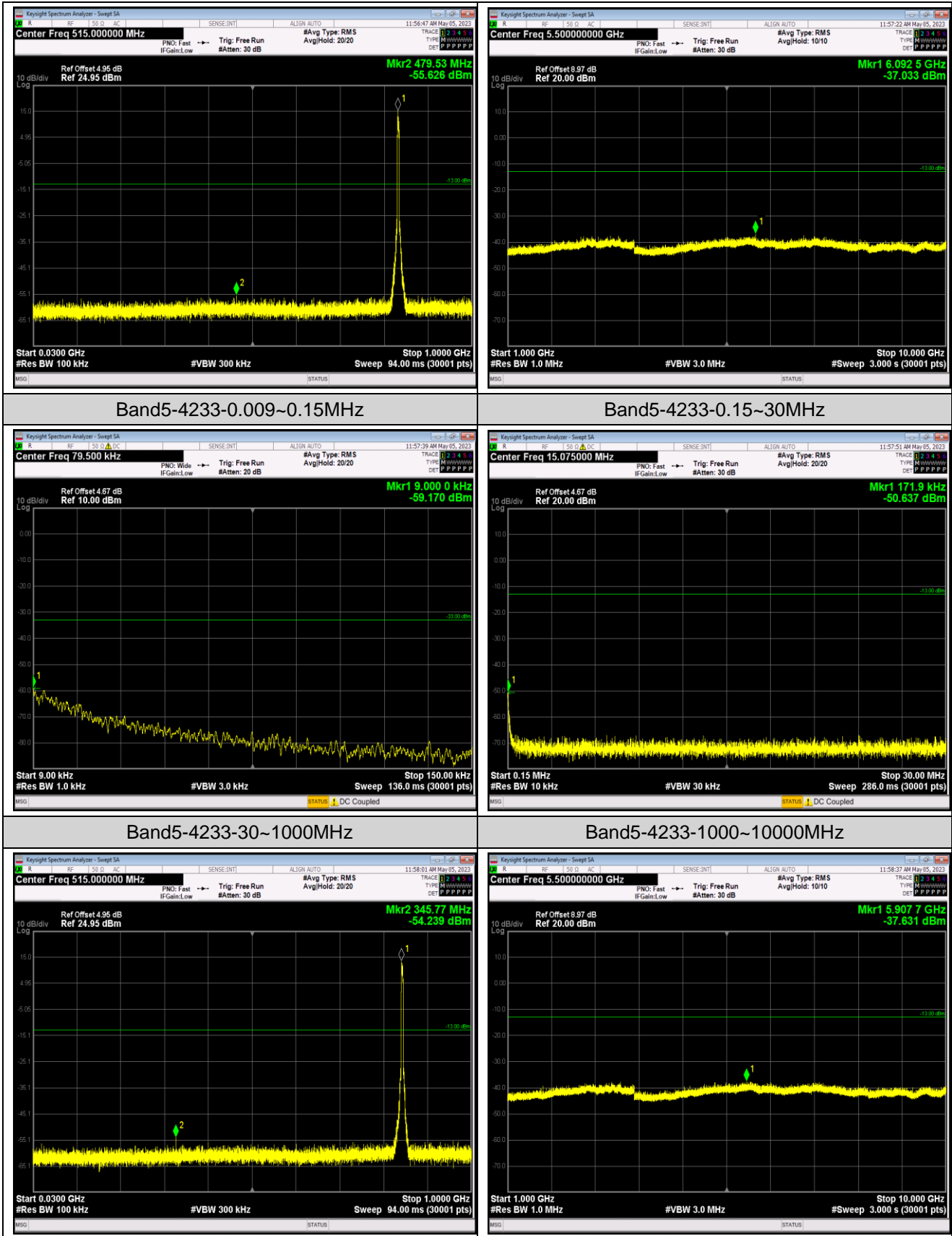
Band5-4183-0.15~30MHz



Band5-4183-30~1000MHz



Band5-4183-1000~10000MHz



Band5-4233-0.009~0.15MHz

Band5-4233-0.15~30MHz

Band5-4233-30~1000MHz

Band5-4233-1000~10000MHz

Appendix F: Frequency Stability

Test Result

Reference Frequency: WCDMA BAND II 12.2k RMC Middle channel=9400 Frequency=1880MHz					
Temperature					
Power supplied (Vdc)	Temperature (°C)	Frequency error		Limit (ppm)	Result
		Hz	ppm		
3.87	-30	2.36	0.001255	Within authorized band for BAND II	Pass
	-20	2.95	0.001569		
	-10	1.80	0.000957		
	0	2.65	0.001410		
	10	2.75	0.001463		
	20	3.48	0.001851		
	30	2.55	0.001356		
	40	3.38	0.001798		
	50	3.63	0.001931		
Voltage					
Temperature (°C)	Power supplied (Vdc)	Frequency error		Limit (ppm)	Result
		Hz	ppm		
25	3.45	2.38	0.001266	Within authorized band for BAND II	Pass
	3.87	2.24	0.001191		
	4.45	2.62	0.001394		
Remark: All channel had been tested, but only the worst case data displayed in this report.					

Reference Frequency: WCDMA BAND IV 12.2k RMC Middle channel=1732.6MHz Frequency=1413					
Temperature					
Power supplied (Vdc)	Temperature (°C)	Frequency error		Limit (ppm)	Result
		Hz	ppm		
3.87	-30	-1.12	-0.000646	Within authorized band for BAND IV	Pass
	-20	-0.66	-0.000381		
	-10	-0.37	-0.000214		
	0	-0.33	-0.000190		
	10	0.04	0.000023		
	20	0.00	0.000000		
	30	-0.23	-0.000133		
	40	0.27	0.000156		
	50	-0.78	-0.000450		
Voltage					
Temperature (°C)	Power supplied (Vdc)	Frequency error		Limit (ppm)	Result
		Hz	ppm		
25	3.45	-1.32	-0.000762	Within authorized band for BAND IV	Pass
	3.87	-0.71	-0.000410		
	4.45	-0.64	-0.000369		
Remark: All channel had been tested, but only the worst case data displayed in this report.					

Reference Frequency: WCDMA BAND V 12.2k RMC Middle channel=4183 Frequency=836.6MHz					
Temperature					
Power supplied (Vdc)	Temperature (°C)	Frequency error		Limit (ppm)	Result
		Hz	ppm		
3.87	-30	-0.99	-0.001183	±2.5	Pass
	-20	-0.19	-0.000227		
	-10	-0.42	-0.000502		
	0	-0.98	-0.001171		
	10	0.24	0.000287		
	20	-0.67	-0.000801		
	30	0.23	0.000275		
	40	-0.69	-0.000825		
	50	-0.82	-0.000980		
Voltage					
Temperature (°C)	Power supplied (Vdc)	Frequency error		Limit (ppm)	Result
		Hz	ppm		
25	3.45	-0.65	-0.000777	±2.5	Pass
	3.87	-0.44	-0.000526		
	4.45	-0.83	-0.000992		

Remark: All channel had been tested, but only the worst case data displayed in this report.

Appendix G: Modulation Characteristics

Test Result

Band	Channel	Result	Verdict
Band2	9400	PASS	PASS
Band4	1413	PASS	PASS
Band5	4183	PASS	PASS

Remark: All channel had been tested, but only the worst case data displayed in this report.

Test Graphs

