

FCC REPORT

(5G NR)

Applicant: TECNO MOBILE LIMITED
Address of Applicant: FLAT 39 8/F BLOCK D WAH LOK INDUSTRIAL CENTRE 31-35 SHAN MEI STREET FOTAN NT
Equipment Under Test (EUT)
Product Name: Mobile Phone
Model No.: LE8
Trade mark: TECNO
FCC ID: 2ADYY-LE8
Applicable standards: FCC CFR Title 47 Part 2
FCC CFR Title 47 Part 22 Subpart H
FCC CFR Title 47 Part 27
Date of sample receipt: 14 Sep., 2021
Date of Test: 14 Sep., to 18 Oct., 2021
Date of report issued: 03 Nov., 2021
Test Result: PASS*

*In the configuration tested, the EUT complied with the standards specified above.

Authorized Signature:



Bruce Zhang
Laboratory Manager

This report details the results of the testing carried out on one sample. The results contained in this test report do not relate to other samples of the same product and does not permit the use of the JYT product certification mark. The manufacturer should ensure that all products in series production are in conformity with the product sample detailed in this report.

This report may only be reproduced and distributed in full. If the product in this report is used in any configuration other than that detailed in the report, the manufacturer must ensure the new system complies with all relevant standards.

This document cannot be reproduced except in full, without prior written approval of the Company. Any unauthorized alteration, forgery or falsification of the content or appearance of this document is unlawful, and offenders may be prosecuted to the fullest extent of the law. Unless otherwise stated the results shown in this test report refer only to the sample(s) tested and such sample(s) are retained for 90 days only.

2. Version

Version No.	Date	Description
00	18 Oct., 2021	Original
01	03 Nov., 2021	Update page 13, 17

Tested by: Mike.ou **Date:** 03 Nov., 2021
Test Engineer

Reviewed by: Winner Zhang **Date:** 03 Nov., 2021
Project Engineer

3. Contents

	Page
1. COVER PAGE	1
2. VERSION	2
3. CONTENTS	3
4. TEST SUMMARY	4
5. GENERAL INFORMATION	5
5.1 CLIENT INFORMATION.....	5
5.2 GENERAL DESCRIPTION OF E.U.T.....	5
5.3 TEST ENVIRONMENT AND MODE, AND TEST SAMPLES PLANS	20
5.4 DESCRIPTION OF SUPPORT UNITS.....	20
5.5 MEASUREMENT UNCERTAINTY.....	20
5.6 RELATED SUBMITTAL(S) / GRANT (S)	20
5.7 ADDITIONS TO, DEVIATIONS, OR EXCLUSIONS FROM THE METHOD	20
5.8 LABORATORY FACILITY	21
5.9 LABORATORY LOCATION	21
5.10 TEST INSTRUMENTS LIST	21
6. TEST RESULTS	22
6.1 FIELD STRENGTH OF SPURIOUS RADIATION MEASUREMENT.....	22
7 TEST SETUP PHOTO	64
8 EUT CONSTRUCTIONAL DETAILS	65

4. Test Summary

Test Items	Section in CFR 47	Result
RF Output Power Effective Radiated Power and Effective Isotropic Radiated Power	Part 2.1046 Part 22.913 (a)(5) Part 27.50 (h)(2) Part 27.50 (j)(3) Part 27.50 (k)(3)	Appendix A
Peak-to-Average Ratio	Part 22.913 (d) Part 27.50 (j)(4) Part 27.50 (k)(4)	Appendix – 5G NR
Occupied Bandwidth	Part 2.1049	Appendix – 5G NR
Emission Bandwidth	Part 2.1049 Part 22.917(b) Part 27.53(m) Part 27.53(i) Part 27.53(n)	Appendix – 5G NR
Spurious Emissions at antenna Terminals & Band Edges Compliance	Part 2.1051 Part 22.917(a) Part 27.53(m) Part 27.53(i) Part 27.53(n)	Appendix – 5G NR
Field strength of spurious radiation	Part 2.1053 Part 22.917(a) Part 27.53(m) Part 27.53(i) Part 27.53(n)	Pass
Frequency stability	Part 22.355 Part 27.54 Part 2.1055(d)(2)	Appendix – 5G NR
Remark: <i>Pass: The EUT complies with the essential requirements in the standard.</i>		
Test Method:	ANSI/TIA-603-E-2016 ANSI C63.26-2015	

5. General Information

5.1 Client Information

Applicant:	TECNO MOBILE LIMITED
Address:	FLAT 39 8/F BLOCK D WAH LOK INDUSTRIAL CENTRE 31-35 SHAN MEI STREET FOTAN NT
Manufacturer:	TECNO MOBILE LIMITED
Address:	FLAT 39 8/F BLOCK D WAH LOK INDUSTRIAL CENTRE 31-35 SHAN MEI STREET FOTAN NT
Factory:	SHENZHEN TECNO TECHNOLOGY CO., LTD.
Address:	101, Building 24, Waijing Industrial Park, Fumin Community, Fucheng Street, Longhua District, Shenzhen City, P.R.China

5.2 General Description of E.U.T.

Product Name:	Mobile Phone		
Model No.:	LE8		
Operation Frequency range:	FDD n5:	TX: 824MHz~849MHz	RX: 869MHz~894MHz
	FDD n7:	TX: 2500MHz~2570MHz	RX: 2620MHz~2690MHz
	TDD n38:	TX: 2570MHz~2620MHz	RX: 2570MHz~2620MHz
	TDD n41:	TX: 2535MHz~2655MHz	RX: 2535MHz~2655MHz
	TDD n77:	TX: 3450MHz~3550MHz	RX: 3450MHz~3550MHz
	FDD n77:	TX: 3700MHz~3980MHz	RX: 3700MHz~3980MHz
	FDD n78:	TX: 3450MHz~3550MHz	RX: 3450MHz~3550MHz
	TDD n78:	TX: 3700MHz~3800MHz	RX: 3700MHz~3800MHz
Modulation type:	DFT_BPSK, DFT_QPSK, DFT_16-QAM, DFT_64QAM, DFT_256-QAM cp_QPSK, cp_16-QAM, cp_64QAM, cp_256-QAM		
SCS support:	15KHz & 30KHz		
5G NR Network mode:	SA: NR n5, n7, n38, n41, n77, n78 NSA(EN-DC): DC_5A_n78A		
Channel Bandwidths:	n5	SCS 15KHz	5MHz, 10MHz, 15MHz, 20MHz
		SCS 30KHz	10MHz, 15MHz, 20MHz
	n7	SCS 15KHz	5MHz, 10MHz, 15MHz, 20MHz
		SCS 30KHz	10MHz, 15MHz, 20MHz
	n38	SCS 15KHz	5MHz, 10MHz, 15MHz, 20MHz, 40MHz
		SCS 30KHz	10MHz, 15MHz, 20MHz, 40MHz
	n41	SCS 15KHz	10MHz, 15MHz, 20MHz, 30 MHz, 40MHz, 50MHz
		SCS 30KHz	10MHz, 15MHz, 20MHz, 30 MHz, 40MHz, 50MHz, 60MHz, 80 MHz, 90MHz, 100MHz
	n77	SCS 15KHz	10MHz, 15MHz, 20MHz, 25 MHz, 30 MHz, 40MHz, 50MHz
		SCS 30KHz	10MHz, 15MHz, 20MHz, 25MHz, 30 MHz, 40MHz, 50MHz, 60MHz, 80 MHz, 90MHz, 100MHz
	n78	SCS 15KHz	10MHz, 15MHz, 20MHz, 25 MHz, 30 MHz, 40MHz, 50MHz
		SCS 30KHz	10MHz, 15MHz, 20MHz, 25MHz, 30 MHz, 40MHz, 50MHz, 60MHz, 80 MHz, 90MHz, 100MHz
Antenna type:	Internal Antenna		

Antenna gain:	n5: -1.5 dBi(declare by Applicant) n7: -0.4 dBi(declare by Applicant) n38: -0.4 dBi(declare by Applicant) n41: 0.9dBi(declare by Applicant) n77: 0.5 dBi(declare by Applicant) n78: 0.5 dBi(declare by Applicant)
Power supply:	Rechargeable Li-ion Battery DC3.85V, 5850mAh
AC adapter:	Model: U180TSA Input: AC100-240V, 50/60Hz, 0.6A Output: DC 5.0V~9.0V, 2.0A DC 9.0V~12.0V, 1.5A
Test Sample Condition:	The applicant provided engineering samples for staying in continuously transmitting for testing.

Operation Frequency List:

Test frequencies for NR operating band n5 and SCS 15 kHz

Band width [MHz]	carrier Bandwidth [PRBs]	Range	Carrier centre [MHz]	Carrier centre [ARFCN]	point A [MHz]	absolute Frequency Point A [ARFCN]	offsetTo Carrier [Carrier PRBs]	SS block SCS [kHz]	GSCN	absolute FrequencySSB [ARFCN]	
5	25	Downlink	Low	871.5	174300	869.25	173850	0	15	2178	174270
			Mid	881.5	176300	860.89	172178	102		2203	176210
			High	891.5	178300	798.53	159706	504		2228	178330
		Uplink	Low	826.5	165300	824.25	164850	0	-	-	-
			Mid	836.5	167300	743.53	148706	504		-	-
			High	846.5	169300	843.17	168634	6		-	-
10	52	Downlink	Low	874	174800	869.32	173864	0	15	2179	174290
			Mid	881.5	176300	858.46	171692	102		2197	175730
			High	889	177800	793.6	158720	504		2218	177410
		Uplink	Low	829	165800	824.32	164864	0	-	-	-
			Mid	836.5	167300	741.1	148220	504		-	-
			High	844	168800	838.24	167648	6		-	-
15	79	Downlink	Low	876.5	175300	869.39	173878	0	15	2177	174250
			Mid	881.5	176300	856.03	171206	102		2191	175250
			High	886.5	177300	788.67	157734	504		2205	176430
		Uplink	Low	831.5	166300	824.39	164878	0	-	-	-
			Mid	836.5	167300	738.67	147734	504		-	-
			High	841.5	168300	833.31	166662	6		-	-
20	106	Downlink	Low	879	175800	869.46	173892	0	15	2178	174270
			Mid	881.5	176300	853.6	170720	102		2185	174770
			High	884	176800	783.74	156748	504		2192	175450
		Uplink	Low	834	166800	824.46	164892	0	-	-	-
			Mid	836.5	167300	736.24	147248	504		-	-
			High	839	167800	828.38	165676	6		-	-

Test frequencies for NR operating band n5 and SCS 30 kHz

CBW [MHz]	carrier Bandwidth [PRBs]	Range	Carrier centre [MHz]	Carrier centre [ARFCN]	point A [MHz]	absolute Frequency Point A [ARFCN]	offsetTo Carrier [Carrier PRBs]	SS block SCS [kHz]	GSCN	absolute Frequency SSB [ARFCN]	k _{SSB}	Offset Carrier CORESET#0 [RBs] Note 2	CORESET#0 Index (Offset [RBs]) Note 1	offsetTo PointA (SIB1) [PRBs] Note 1	
10	24	Downlink	Low	874	174800	869.68	173936	0	30	2185	174770	14	0	1 (1)	2
			Mid	881.5	176300	840.46	168092	102		2203	176210	18	0	0 (0)	204
			High	889	177800	703.24	140648	504		2224	177890	6	0	3 (3)	1014
		Uplink	Low	829	165800	824.68	164936	0	-	-	-	-	-	-	-
			Mid	836.5	167300	650.74	130148	504		-	-	-	-	-	-
			High	844	168800	837.52	167504	6		-	-	-	-	-	-
15	38	Downlink	Low	876.5	175300	869.66	173932	0	30	2183	174730	2	0	1 (1)	2
			Mid	881.5	176300	837.94	167588	102		2197	175730	2	0	1 (1)	206
			High	886.5	177300	698.22	139644	504		2208	176670	6	0	0 (0)	1008
		Uplink	Low	831.5	166300	824.66	164932	0	-	-	-	-	-	-	-
			Mid	836.5	167300	648.22	129644	504		-	-	-	-	-	-
			High	841.5	168300	832.5	166500	6		-	-	-	-	-	-
20	51	Downlink	Low	879	175800	869.82	173964	0	30	2184	174750	22	0	0 (0)	0
			Mid	881.5	176300	835.6	167120	102		2191	175250	22	0	0 (0)	204
			High	884	176800	693.38	138676	504		2195	175690	2	0	0 (0)	1008
		Uplink	Low	834	166800	824.82	164964	0	-	-	-	-	-	-	-
			Mid	836.5	167300	645.88	129176	504		-	-	-	-	-	-
			High	839	167800	827.66	165532	6		-	-	-	-	-	-

*Note 1: The CORESET#0 Index and the associated CORESET#0 Offset refers to Table 13-4 in TS 38.213 [22]. The value of CORESET#0 Index is signalled in controlResourceSetZero (pdcch-ConfigSIB1) in the MIB. The offsetToPointA IE is expressed in units of resource blocks assuming 15 kHz subcarrier spacing for FR1 and 60 kHz subcarrier spacing for FR2.

Note 2: The parameter Offset Carrier CORESET#0 specifies the offset from the lowest subcarrier of the carrier and the lowest subcarrier of CORESET#0. It corresponds to the parameter ΔF_{offset}CORESET-0-carrier in Annex C expressed in number of common RBs.

Test frequencies for NR operating band n7 and SCS 15 kHz

Band width [MHz]	carrier Bandwidth [PRBs]	Range	Carrier centre [MHz]	Carrier centre [ARFCN]	point A [MHz]	absolute FrequencyPoint A [ARFCN]	offsetToCarrier [Carrier PRBs]	SS block SCS [kHz]	GSCN	absolute FrequencySSB [ARFCN]	
5	25	Downlink	Low	2622.5	524500	2620.25	524050	0	15	6554	524410
			Mid	2655	531000	2634.39	526878	102		6636	530910
			High	2687.5	537500	2594.53	518906	504		6718	537410
		Uplink	Low	2502.5	500500	2500.25	500050	0	-	-	-
			Mid	2535	507000	2442.03	488406	504	-	-	-
			High	2567.5	513500	2564.17	512834	6	-	-	-
10	52	Downlink	Low	2625	525000	2620.32	524064	0	15	6555	524430
			Mid	2655	531000	2631.96	526392	102		6630	530430
			High	2685	537000	2589.6	517920	504		6705	536430
		Uplink	Low	2505	501000	2500.32	500064	0	-	-	-
			Mid	2535	507000	2439.6	487920	504	-	-	-
			High	2565	513000	2559.24	511848	6	-	-	-
15	79	Downlink	Low	2627.5	525500	2620.39	524078	0	15	6556	524450
			Mid	2655	531000	2629.53	525906	102		6624	529950
			High	2682.5	536500	2584.67	516934	504		6692	535450
		Uplink	Low	2507.5	501500	2500.39	500078	0	-	-	-
			Mid	2535	507000	2437.17	487434	504	-	-	-
			High	2562.5	512500	2554.31	510862	6	-	-	-
20	106	Downlink	Low	2630	526000	2620.46	524092	0	15	6557	524650
			Mid	2655	531000	2627.1	525420	102		6618	529470
			High	2680	536000	2579.74	515948	504		6682	534530
		Uplink	Low	2510	502000	2500.46	500092	0	-	-	-
			Mid	2535	507000	2434.74	486948	504	-	-	-
			High	2560	512000	2549.38	509876	6	-	-	-

Test frequencies for NR operating band n7 and SCS 30 kHz

CBW [MHz]	carrier Bandwidth [PRBs]	Range	Carrier centre [MHz]	Carrier centre [ARFCN]	point A [MHz]	absolute FrequencyPoint A [ARFCN]	offsetToCarrier [Carrier PRBs]	SS block SCS [kHz]	GSCN	absolute FrequencySSB [ARFCN]	k_{SSB}	Offset Carrier CORESET#0 [RBs] Note 2	CORESET#0 Index (Offset [RBs]) Note 1	offsetToPointA (SIB1) [PRBs] Note 1	
10	24	Downlink	Low	2625	525000	2620.68	524136	0	15	6561	524910	18	0	0 (5)	10
			Mid	2655	531000	2613.96	522792	102		6636	530910	18	0	0 (5)	214
			High	2685	537000	2499.24	499848	504		6711	536910	18	0	0 (5)	1018
		Uplink	Low	2505	501000	2500.68	500136	0	-	-	-	-	-	-	-
			Mid	2535	507000	2349.24	469848	504	-	-	-	-	-	-	-
			High	2565	513000	2558.52	511704	6	-	-	-	-	-	-	-
15	38	Downlink	Low	2627.5	525500	2620.66	524132	0	15	6562	524930	2	0	1 (6)	12
			Mid	2655	531000	2611.44	522288	102		6630	530430	2	0	1 (6)	216
			High	2682.5	536500	2494.22	499844	504		6698	535930	2	0	1 (6)	1020
		Uplink	Low	2507.5	501500	2500.66	500132	0	-	-	-	-	-	-	-
			Mid	2535	507000	2346.72	469344	504	-	-	-	-	-	-	-
			High	2562.5	512500	2553.5	510700	6	-	-	-	-	-	-	-
20	51	Downlink	Low	2630	526000	2620.82	524164	0	15	6560	524890	2	0	0 (5)	10
			Mid	2655	531000	2609.1	521820	102		6624	529950	22	0	0 (5)	214
			High	2680	536000	2499.38	497876	504		6688	535010	18	0	1 (6)	1020
		Uplink	Low	2510	502000	2500.82	500164	0	-	-	-	-	-	-	-
			Mid	2535	507000	2344.38	468876	504	-	-	-	-	-	-	-
			High	2560	512000	2548.66	509732	6	-	-	-	-	-	-	-

Note 1: The CORESET#0 Index and the associated CORESET#0 Offset refers to Table 13-2 in TS 38.213 [22]. The value of CORESET#0 Index is signalled in controlResourceSetZero (pdcch-ConfigSIB1) in the MIB. The offsetToPointA IE is expressed in units of resource blocks assuming 15 kHz subcarrier spacing for FR1 and 60 kHz subcarrier spacing for FR2.

Note 2: The parameter Offset Carrier CORESET#0 specifies the offset from the lowest subcarrier of the carrier and the lowest subcarrier of CORESET#0. It corresponds to the parameter $\Delta F_{\text{offset-CORESET-0-carrier}}$ in Annex C expressed in number of common RBs.

Test frequencies for NR operating band n38 and SCS 30 kHz

CBW [MHz]	carrier Bandwidth [PRBs]	Range		Carrier centre [MHz]	Carrier centre [ARFCN]	point A [MHz]	absolute Frequency PointA [ARFCN]	offsetToCarrier [Carrier PRBs]	SS block SCS [kHz]	GSCN	absolute Frequency SSB [ARFCN]	k_{SSB}	Offset Carrier CORESET#0 [RBs] Note 2	CORESET#0 Index (Offset [RBs]) Note 1	offsetToPointA (SIB1) [PRBs] Note 1	
5	25	Downlink & Uplink	Low	2572.5	514500	2570.25	514050	0	15	6432	514590	0	1	2 (4)	5	
			Mid	2592.5	518500	2571.89	514378	102			6479	518410	0	0	0 (0)	102
			High	2617.5	523500	2524.53	504906	504			6543	523470	8	1	0 (0)	505
10	52	Downlink & Uplink	Low	2575	515000	2570.32	514084	0	30	6439	515090	6	2	1 (6)	8	
			Mid	2595	519000	2571.96	514392	102			6486	518910	6	1	0 (2)	105
			High	2615	523000	2519.6	503920	504			6536	522970	2	3	0 (2)	509
15	79	Downlink & Uplink	Low	2577.5	515500	2570.39	514078	0	30	6437	515050	0	1	1 (6)	7	
			Mid	2595	519000	2589.53	513906	102			6480	518430	8	1	0 (2)	105
			High	2612.5	522500	2514.67	502934	504			6526	522050	0	1	1 (6)	511
20	106	Downlink & Uplink	Low	2580	516000	2570.46	514092	0	30	6438	515070	2	1	1 (6)	7	
			Mid	2595	519000	2567.1	513420	102			6474	517950	10	1	0 (2)	105
			High	2610	522000	2509.74	501948	504			6513	521070	2	1	1 (6)	511
40	216	Downlink & Uplink	Low	2590	518000	2570.56	514112	0	30	6439	515090	2	1	1 (6)	7	
			Mid	2595	519000	2567.2	511440	102			6450	516030	6	3	0 (2)	107
			High	2600	520000	2499.84	497968	504			6461	516970	10	1	0 (2)	507

Note 1: The CORESET#0 Index and the associated CORESET#0 Offset refers to Table 13-1 for SSB_SCS = 15kHz and Table 13-3 for SSB_SCS=30kHz in TS 38.213 [2]. The value of CORESET#0 Index is signalled in controlResourceSetZero (pdcch-ConfigSIB1) in the MIB. The offsetToPointA IE is expressed in units of resource blocks assuming 15 kHz subcarrier spacing for FR1 and 60 kHz subcarrier spacing for FR2.

Note 2: The parameter Offset Carrier CORESET#0 specifies the offset from the lowest subcarrier of the carrier and the lowest subcarrier of CORESET#0. It corresponds to the parameter $\Delta F_{\text{offset-CORESET-0-carrier}}$ in Annex C expressed in number of common RBs.

Test frequencies for NR operating band n38 and SCS 30 kHz

Band width [MHz]	carrier Bandwidth [PRBs]	Range		Carrier centre [MHz]	Carrier centre [ARFCN]	point A [MHz]	absolute Frequency PointA [ARFCN]	offsetToCarrier [PRBs]	SS block SCS [kHz]	GSCN	absolute Frequency SSB [ARFCN]	
20	51	Downlink & Uplink	Low	2580	516000	2570.82	514164	0	30	6438	515070	
			Mid	2595	519000	2549.1	509820	102			6474	517950
			High	2610	522000	2419.38	483876	504			6513	521070
30	78	Downlink & Uplink	Low	2585	517000	2570.92	514184	0	30	6439	515090	
			Mid	2595	519000	2539.2	507840	102			6450	516030
			High	2605	521000	2399.48	479896	504			6461	516970
40	106	Downlink & Uplink	Low	2590	518000	2570.92	514184	0	30	6439	515090	
			Mid	2595	519000	2539.2	507840	102			6450	516030
			High	2600	520000	2399.48	479896	504			6461	516970

Test frequencies for NR operating band n41 and SCS 15 kHz

Bandwidth [MHz]	Range		Carrier centre [MHz]	Carrier centre [ARFCN]	SS block SCS [KHz]
10	Downlink & Uplink	Low	2540.01	508002	30
		Mid	2595	519000	
		High	2649.99	529998	
15	Downlink & Uplink	Low	2542.5	508500	30
		Mid	2595	519000	
		High	2647.5	529500	
20	Downlink & Uplink	Low	2545.02	509004	30
		Mid	2595	519000	
		High	2644.98	528996	
30	Downlink & Uplink	Low	2550	510000	30
		Mid	2595	519000	
		High	2640	528000	
40	Downlink & Uplink	Low	2555.01	511002	30
		Mid	2595	519000	
		High	2634.99	526998	
50	Downlink & Uplink	Low	2560.02	512004	30
		Mid	2595	519000	
		High	2629.98	525996	

Test frequencies for NR operating band n41 and SCS 30 kHz

Bandwidth [MHz]	Range		Carrier centre [MHz]	Carrier centre [ARFCN]	SS block SCS [KHz]
10	Downlink & Uplink	Low	2540.01	508002	30
		Mid	2595	519000	
		High	2649.99	529998	
15	Downlink & Uplink	Low	2542.5	508500	30
		Mid	2595	519000	
		High	2647.5	529500	
20	Downlink & Uplink	Low	2545.020	509004	30
		Mid	2595	519000	
		High	2644.98	528996	
30	Downlink & Uplink	Low	2550	510000	30
		Mid	2595	519000	
		High	2640	528000	
40	Downlink & Uplink	Low	2555.01	511002	30
		Mid	2595	519000	
		High	2634.99	526998	
50	Downlink & Uplink	Low	2560.02	512004	30
		Mid	2595	519000	
		High	2629.98	525996	
60	Downlink & Uplink	Low	2565	513000	30
		Mid	2595	519000	
		High	2625	525000	
80	Downlink & Uplink	Low	2575.02	515004	30
		Mid	2595	519000	
		High	2614.98	522996	
90	Downlink & Uplink	Low	2580	516000	30
		Mid	2595	519000	
		High	2610	522000	
100	Downlink & Uplink	Low	2585.01	517002	30
		Mid	2595	519000	
		High	2604.99	520998	

Test frequencies for NR operating band n77(3450MHz~3550MHz) and SCS 15 kHz

Bandwidth [MHz]	Range		Carrier centre [MHz]	Carrier centre [ARFCN]	SS block SCS [KHz]
10	Downlink & Uplink	Low	3455.01	630334	15
		Mid	3500.01	633334	
		High	3544.98	636332	
15	Downlink & Uplink	Low	3457.5	630500	15
		Mid	3500.01	633334	
		High	3542.49	636166	
20	Downlink & Uplink	Low	3460.02	630668	15
		Mid	3500.01	633334	
		High	3540	636000	
30	Downlink & Uplink	Low	3465	631000	15
		Mid	3500.01	633334	
		High	3534.99	635666	
40	Downlink & Uplink	Low	3470.01	631334	15
		Mid	3500.01	633334	
		High	3529.98	635332	
50	Downlink & Uplink	Low	3475.02	631668	15
		Mid	3500.01	633334	
		High	3525	635000	

Test frequencies for NR operating band n77(3450MHz~3550MHz) and SCS 30 kHz

Bandwidth [MHz]	Range		Carrier centre [MHz]	Carrier centre [ARFCN]	SS block SCS [KHz]
10	Downlink & Uplink	Low	3455.01	630334	30
		Mid	3500.01	633334	
		High	3544.98	636332	
15	Downlink & Uplink	Low	3457.5	630500	30
		Mid	3500.01	633334	
		High	3542.49	636166	
20	Downlink & Uplink	Low	3460.02	630668	30
		Mid	3500.01	633334	
		High	3540	636000	
30	Downlink & Uplink	Low	3465	631000	30
		Mid	3500.01	633334	
		High	3534.99	635666	
40	Downlink & Uplink	Low	3470.01	631334	30
		Mid	3500.01	633334	
		High	3529.98	635332	
50	Downlink & Uplink	Low	3475.02	631668	30
		Mid	3500.01	633334	
		High	3525	635000	
60	Downlink & Uplink	Low	3480	632000	30
		Mid	3500.01	633334	
		High	3519.99	634666	
80	Downlink & Uplink	Low	3490.02	632668	30
		Mid	3500.01	633334	
		High	3510	634000	
90	Downlink & Uplink	Low	3495	633000	30
		Mid	3500.01	633334	
		High	3504.99	633666	
100	Downlink & Uplink	Mid	3500.01	633334	30

Test frequencies for NR operating band n77(3700MHz~3980MHz) and SCS 15 kHz

Bandwidth [MHz]	Range		Carrier centre [MHz]	Carrier centre [ARFCN]	SS block SCS [KHz]
10	Downlink & Uplink	Low	3705	647000	15
		Mid	3840	656000	
		High	3975	665000	
15	Downlink & Uplink	Low	3707.52	647168	15
		Mid	3840	656000	
		High	3972.48	664832	
20	Downlink & Uplink	Low	3710.01	647334	15
		Mid	3840	656000	
		High	3969.99	664666	
30	Downlink & Uplink	Low	3715.02	647668	15
		Mid	3840	656000	
		High	3964.98	664332	
40	Downlink & Uplink	Low	3720	648000	15
		Mid	3840	656000	
		High	3960	664000	
50	Downlink & Uplink	Low	3725.01	648334	15
		Mid	3840	656000	
		High	3954.99	663666	

Test frequencies for NR operating band n77(3700MHz~3980MHz) and SCS 30 kHz

Bandwidth [MHz]	Range		Carrier centre [MHz]	Carrier centre [ARFCN]	SS block SCS [KHz]
10	Downlink & Uplink	Low	3705	647000	30
		Mid	3840	656000	
		High	3975	665000	
15	Downlink & Uplink	Low	3707.52	647168	30
		Mid	3840	656000	
		High	3972.48	664832	
20	Downlink & Uplink	Low	3710.01	647334	30
		Mid	3840	656000	
		High	3969.99	664666	
30	Downlink & Uplink	Low	3715.02	647668	30
		Mid	3840	656000	
		High	3964.98	664332	
40	Downlink & Uplink	Low	3720	648000	30
		Mid	3840	656000	
		High	3960	664000	
50	Downlink & Uplink	Low	3725.01	648334	30
		Mid	3840	656000	
		High	3954.99	663666	
60	Downlink & Uplink	Low	3730.02	648668	30
		Mid	3840	656000	
		High	3949.98	663332	
80	Downlink & Uplink	Low	3740.01	649334	30
		Mid	3840	656000	
		High	3939.99	662666	
90	Downlink & Uplink	Low	3745.02	649668	30
		Mid	3840	656000	
		High	3934.98	662332	
100	Downlink & Uplink	Low	3750	650000	30
		Mid	3840	656000	
		High	3930	662000	

Test frequencies for NR operating band n78(3450MHz~3550MHz) and SCS 15 kHz

Bandwidth [MHz]	Range		Carrier centre [MHz]	Carrier centre [ARFCN]	SS block SCS [KHz]
10	Downlink & Uplink	Low	3455.01	630334	15
		Mid	3500.01	633334	
		High	3544.98	636332	
15	Downlink & Uplink	Low	3457.5	630500	15
		Mid	3500.01	633334	
		High	3542.49	636166	
20	Downlink & Uplink	Low	3460.02	630668	15
		Mid	3500.01	633334	
		High	3540	636000	
30	Downlink & Uplink	Low	3465	631000	15
		Mid	3500.01	633334	
		High	3534.99	635666	
40	Downlink & Uplink	Low	3470.01	631334	15
		Mid	3500.01	633334	
		High	3529.98	635332	
50	Downlink & Uplink	Low	3475.02	631668	15
		Mid	3500.01	633334	
		High	3525	635000	

Test frequencies for NR operating band n78(3450MHz~3550MHz) and SCS 30 kHz

Bandwidth [MHz]	Range		Carrier centre [MHz]	Carrier centre [ARFCN]	SS block SCS [KHz]
10	Downlink & Uplink	Low	3455.01	630334	30
		Mid	3500.01	633334	
		High	3544.98	636332	
15	Downlink & Uplink	Low	3457.5	630500	30
		Mid	3500.01	633334	
		High	3542.49	636166	
20	Downlink & Uplink	Low	3460.02	630668	30
		Mid	3500.01	633334	
		High	3540	636000	
30	Downlink & Uplink	Low	3465	631000	30
		Mid	3500.01	633334	
		High	3534.99	635666	
40	Downlink & Uplink	Low	3470.01	631334	30
		Mid	3500.01	633334	
		High	3529.98	635332	
50	Downlink & Uplink	Low	3475.02	631668	30
		Mid	3500.01	633334	
		High	3525	635000	
60	Downlink & Uplink	Low	3480	632000	30
		Mid	3500.01	633334	
		High	3519.99	634666	
80	Downlink & Uplink	Low	3490.02	632668	30
		Mid	3500.01	633334	
		High	3510	634000	
90	Downlink & Uplink	Low	3495	633000	30
		Mid	3500.01	633334	
		High	3504.99	633666	
100	Downlink & Uplink	Mid	3500.01	633334	30

Test frequencies for NR operating band n78(3700MHz~3800MHz) and SCS 15 kHz

Bandwidth [MHz]	Range		Carrier centre [MHz]	Carrier centre [ARFCN]	SS block SCS [KHz]
10	Downlink & Uplink	Low	3705	647000	15
		Mid	3750	650000	
		High	3795	653000	
15	Downlink & Uplink	Low	3707.52	647168	15
		Mid	3750	650000	
		High	3792.48	652832	
20	Downlink & Uplink	Low	3710.01	647334	15
		Mid	3750	650000	
		High	3789.99	652666	
30	Downlink & Uplink	Low	3715.02	647668	15
		Mid	3750	650000	
		High	3784.98	652332	
40	Downlink & Uplink	Low	3720	648000	15
		Mid	3750	650000	
		High	3780	652000	
50	Downlink & Uplink	Low	3725.01	648334	15
		Mid	3750	650000	
		High	3774.99	651666	

Test frequencies for NR operating band n78(3700MHz~3800MHz) and SCS 30 kHz

Bandwidth [MHz]	Range		Carrier centre [MHz]	Carrier centre [ARFCN]	SS block SCS [KHz]
10	Downlink & Uplink	Low	3705	647000	30
		Mid	3750	650000	
		High	3795	653000	
15	Downlink & Uplink	Low	3707.52	647168	30
		Mid	3750	650000	
		High	3792.48	652832	
20	Downlink & Uplink	Low	3710.01	647334	30
		Mid	3750	650000	
		High	3789.99	652666	
30	Downlink & Uplink	Low	3715.02	647668	30
		Mid	3750	650000	
		High	3784.98	652332	
40	Downlink & Uplink	Low	3720	648000	30
		Mid	3750	650000	
		High	3780	652000	
50	Downlink & Uplink	Low	3725.01	648334	30
		Mid	3750	650000	
		High	3774.99	651666	
60	Downlink & Uplink	Low	3730.02	648668	30
		Mid	3750	650000	
		High	3769.98	651332	
80	Downlink & Uplink	Low	3740.01	649334	30
		Mid	3750	650000	
		High	3759.99	650666	
90	Downlink & Uplink	Low	3745.02	649668	30
		Mid	3750	650000	
		High	3754.98	650332	
100	Downlink & Uplink	Low	/	/	30
		Mid	3750	650000	
		High	/	/	

5.3 Test environment and mode, and test samples plans

Operating Environment:	
Temperature:	Normal: 15°C ~ 35°C, Extreme: -30°C ~ +50°C
Humidity:	20 % ~ 75 % RH
Atmospheric Pressure:	1008 mbar
Voltage:	Nominal: 3.85Vdc, Extreme: Low 3.5Vdc, High 4.4Vdc
Test mode:	
TM1	DFT-s-Pi/2-BPSK modulation
TM2	DFT-s-QPSK modulation
TM3	DFT-s-16QAM modulation
TM4	DFT-s-64QAM modulation
TM5	DFT-s-256QAM modulation
TM6	CP-QPSK modulation
TM7	CP-16QAM modulation
TM8	CP-64QAM modulation
TM9	CP-256QAM modulation
Remark: The EUT has been tested under continuous transmitting mode. Channel Low, Mid and High for each type band with rated data rate were chosen for full testing. The field strength of spurious radiation emission was measured as EUT stand-up position (H mode) and lie down position (E1, E2 mode) for these modes. Just the worst case position (H mode) shown in report.	

5.4 Description of Support Units

Test Equipment	Manufacturer	Model No.	Serial No.
UXM 5G Wireless Test Platform	KEYSIGHT	E7515B	MY60192444

5.5 Measurement Uncertainty

Parameter	Expanded Uncertainty (Confidence of 95%(U = 2Uc(y)))
Radiated Emission (9kHz ~ 30MHz) (3m SAC)	±3.13 dB
Radiated Emission (30MHz ~ 1000MHz) (3m SAC)	±4.45 dB
Radiated Emission (1GHz ~ 18GHz) (3m SAC)	±5.34 dB
Radiated Emission (18GHz ~ 40GHz) (3m SAC)	±5.34 dB
Note: The measurement uncertainties shown below were calculated in accordance with the requirements of ANSI C63.26-2015. All the measurement uncertainty value were shown with a coverage k=2 to indicate 95% level of confidence. The measurement data show herein meets or exceeds the CISPR measurement uncertainty values specified in CISPR 16-4-2 and can be compared directly to specified limit to determine compliance.	

5.6 Related Submittal(s) / Grant (s)

This is an original grant, no related submittals and grants.
--

5.7 Additions to, deviations, or exclusions from the method

No

5.8 Laboratory Facility

The test facility is recognized, certified, or accredited by the following organizations:

● **FCC - Designation No.: CN1211**

JianYan Testing Group Shenzhen Co., Ltd. has been accredited as a testing laboratory by FCC (Federal Communications Commission). The test firm Registration No. is 727551.

● **ISED – CAB identifier.: CN0021**

The 3m Semi-anechoic chamber of JianYan Testing Group Shenzhen Co., Ltd. has been Registered by Certification and Engineering Bureau of Industry Canada for radio equipment testing with Registration No.: 10106A-1.

● **A2LA - Registration No.: 4346.01**

This laboratory is accredited in accordance with the recognized International Standard ISO/IEC 17025:2017 General requirements for the competence of testing and calibration laboratories. The test scope can be found as below link: <https://portal.a2la.org/scopepdf/4346-01.pdf>

5.9 Laboratory Location

JianYan Testing Group Shenzhen Co., Ltd.

Address: No.101, Building 8, Innovation Wisdom Port, No.155 Hongtian Road, Huangpu Community, Xinqiao Street, Bao'an District, Shenzhen, Guangdong, People's Republic of China.

Tel: +86-755-23118282, Fax: +86-755-23116366

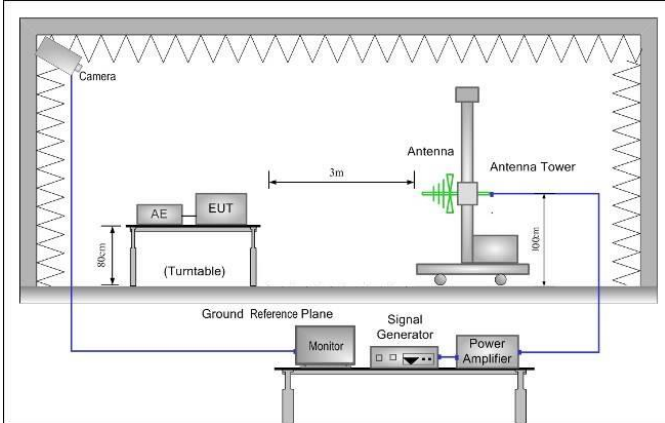
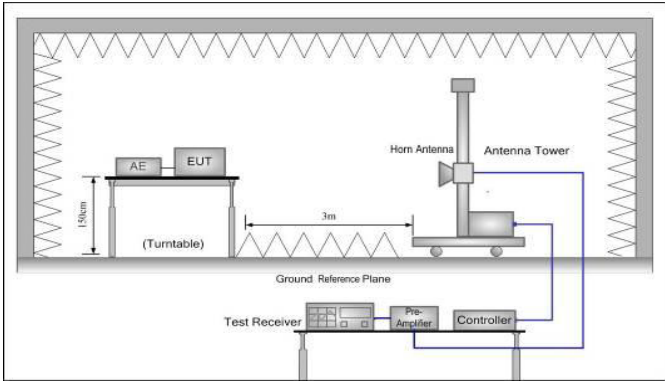
Email: info-JYTee@lets.com, Website: <http://www.ccis-cb.com>

5.10 Test Instruments list

Radiated Emission:					
Test Equipment	Manufacturer	Model No.	Management Number	Cal.Date (mm-dd-yy)	Cal. Due date (mm-dd-yy)
3m SAC	SAEMC	9m*6m*6m	WXJ001-1	01-19-2021	01-18-2024
BiConiLog Antenna	SCHWARZBECK	VULB9163	WXJ002	03-03-2021	03-02-2022
Biconical Antenna	SCHWARZBECK	VUBA9117	WXJ002-1	06-20-2021	06-19-2022
Horn Antenna	SCHWARZBECK	BBHA9120D	WXJ002-2	03-03-2021	03-02-2022
Horn Antenna	SCHWARZBECK	BBHA9120D	WXJ002-3	06-18-2021	06-17-2022
Loop Antenna	SCHWARZBECK	FMZB 1519 B	WXJ002-4	03-07-2021	03-06-2022
Pre-amplifier (30MHz ~ 1GHz)	HP	8447D	WXG001-2	03-07-2021	03-06-2022
Pre-amplifier (1GHz ~ 18GHz)	SKET	LNPA_0118G-50	WXG001-3	03-07-2021	03-06-2022
Pre-amplifier (18GHz ~ 40GHz)	RF System	TRLA-180400G45B	WXG001-9	03-07-2021	03-06-2022
EMI Test Receiver	Rohde & Schwarz	ESRP7	WXJ003-1	03-03-2021	03-02-2022
Spectrum analyzer	Rohde & Schwarz	FSP30	WXJ004	03-03-2021	03-02-2022
Spectrum Analyzer	KEYSIGHT	N9010B	WXJ004-2	11-27-2020	11-26-2021
Signal Generator	Agilent	N5173B	WXJ006-7	03-25-2021	03-24-2022
UXM 5G Wireless Test Platform	KEYSIGHT	E7515B	MY60192444	11-27-2020	11-26-2021
Coaxial Cable (30MHz ~ 1GHz)	JYT	JYT3M-1G-NN-8M	WXG001-4	03-07-2021	03-06-2022
Coaxial Cable (1GHz ~ 18GHz)	JYT	JYT3M-18G-NN-8M	WXG001-5	03-07-2021	03-06-2022
Coaxial Cable (9kHz ~ 30MHz)	JYT	JYT3M-1G-BB-5M	WXG001-6	03-07-2021	03-06-2022
Coaxial Cable (1GHz ~ 18GHz)	JYT	JYT3M-40G-SS-8M	WXG001-7	03-07-2021	03-06-2022
RF Switch Unit	Tonscend	JS0806-F	WXJ089	N/A	
Test Software	Tonscend	TS+	Version: 3.0.0.1		

6. Test results

6.1 Field strength of spurious radiation measurement

Test Requirement:	Part 2.1053, Part 22.917(a), Part 27.53(m), Part 27.53(n), Part 27.53(i)
Limit:	<p>5G NR n5, n77, n78: -13dBm 5G NR n7, n38, n41:</p> <p>For mobile digital stations, the attenuation factor shall be not less than $40 + 10 \log (P)$ dB on all frequencies between the channel edge and 5 megahertz from the channel edge, $43 + 10 \log (P)$ dB on all frequencies between 5 megahertz and X megahertz from the channel edge, and $55 + 10 \log (P)$ dB on all frequencies more than X megahertz from the channel edge, where X is the greater of 6 megahertz or the actual emission bandwidth as defined in paragraph (m)(6) of this section. In addition, the attenuation factor shall not be less that $43 + 10 \log (P)$ dB on all frequencies between 2490.5 MHz and 2496 MHz and $55 + 10 \log (P)$ dB at or below 2490.5 MHz.</p>
Test setup:	<p>Below 1GHz</p>  <p>Above 1GHz</p> 
Test Procedure:	<ol style="list-style-type: none"> 1. The EUT was placed on the top of a rotating table 0.8m(below 1GHz)/1.5m(above 1GHz) above the ground at a 3 meter camber. The radiated emission at the fundamental frequency was measured at 3 m with a test antenna and EMI spectrum analyzer. 2. During the tests, the antenna height and the EUT azimuth were varied in order to identify the maximum level of emissions from the EUT. This maximization process was repeated with the EUT positioned in each of its three orthogonal orientations. 3. The frequency range up to tenth harmonic was investigated for each of three fundamental frequency (low, middle and high channels). Once spurious emission was identified, the power of the emission was determined using the substitution method. 4. The spurious emissions attenuation was calculated as the difference

	<p>between radiated power at the fundamental frequency and the spurious emissions frequency.</p> $\text{ERP / EIRP} = \text{S.G. output (dBm)} + \text{Antenna Gain(dB/dBi)} - \text{Cable Loss (dB)}$
Test Instruments:	Refer to section 5.10 for details
Test mode:	Refer to section 5.3 for details.
Test results:	Passed
Remark:	Pre-Scan all modulation and all Bandwidth, And the report only reflects the worst mode

Measurement Data:

Band n5(5MHz)-SCS 15kHz						
5MHz(1@0) for DFT-s-OFDM Pi/2 BPSK						
Lowest						
Frequency (MHz)	Spurious Emission level (dBm)	Factor (dB)	Level at antenna terminals (dBm)	Limit Line (dBm)	Margin (dB)	Polarization
1653.00	-49.28	-9.89	-59.17	-13.00	46.17	Vertical
2479.50	-47.97	-5.57	-53.54	-13.00	40.54	Vertical
3306.00	-48.06	-2.14	-50.20	-13.00	37.20	Vertical
1653.00	-48.22	-9.89	-58.11	-13.00	45.11	Horizontal
2479.50	-47.97	-5.57	-53.54	-13.00	40.54	Horizontal
3306.00	-48.23	-2.14	-50.37	-13.00	37.37	Horizontal
Middle						
Frequency (MHz)	Spurious Emission level (dBm)	Factor (dB)	Level at antenna terminals (dBm)	Limit Line (dBm)	Margin (dB)	Polarization
1673.00	-49.63	-9.88	-59.51	-13.00	46.51	Vertical
2509.50	-47.85	-5.29	-53.14	-13.00	40.14	Vertical
3346.00	-48.49	-2.05	-50.54	-13.00	37.54	Vertical
1673.00	-48.14	-9.88	-58.02	-13.00	45.02	Horizontal
2509.50	-47.61	-5.29	-52.90	-13.00	39.90	Horizontal
3346.00	-48.33	-2.05	-50.38	-13.00	37.38	Horizontal
Highest						
Frequency (MHz)	Spurious Emission level (dBm)	Factor (dB)	Level at antenna terminals (dBm)	Limit Line (dBm)	Margin (dB)	Polarization
1693.00	-49.76	-9.87	-59.63	-13.00	46.63	Vertical
2539.50	-48.30	-5.13	-53.43	-13.00	40.43	Vertical
3386.00	-48.18	-1.97	-50.15	-13.00	37.15	Vertical
1693.00	-47.77	-9.87	-57.64	-13.00	44.64	Horizontal
2539.50	-47.53	-5.13	-52.66	-13.00	39.66	Horizontal
3386.00	-48.13	-1.97	-50.10	-13.00	37.10	Horizontal

Band n5(20MHz)-SCS 15kHz						
20MHz(1@0) for DFT-s-OFDM Pi/2 BPSK						
Lowest						
Frequency (MHz)	Spurious Emission level (dBm)	Factor (dB)	Level at antenna terminals (dBm)	Limit Line (dBm)	Margin (dB)	Polarization
1668.00	-49.24	-9.89	-59.13	-13.00	46.13	Vertical
2502.00	-48.36	-5.45	-53.81	-13.00	40.81	Vertical
3336.00	-47.75	-2.09	-49.84	-13.00	36.84	Vertical
1668.00	-48.08	-9.89	-57.97	-13.00	44.97	Horizontal
2502.00	-47.92	-5.45	-53.37	-13.00	40.37	Horizontal
3336.00	-48.52	-2.09	-50.61	-13.00	37.61	Horizontal
Middle						
Frequency (MHz)	Spurious Emission level (dBm)	Factor (dB)	Level at antenna terminals (dBm)	Limit Line (dBm)	Margin (dB)	Polarization
1673.00	-49.70	-9.88	-59.58	-13.00	46.58	Vertical
2509.50	-47.78	-5.29	-53.07	-13.00	40.07	Vertical
3346.00	-47.63	-2.05	-49.68	-13.00	36.68	Vertical
1673.00	-48.33	-9.88	-58.21	-13.00	45.21	Horizontal
2509.50	-47.50	-5.29	-52.79	-13.00	39.79	Horizontal
3346.00	-48.57	-2.05	-50.62	-13.00	37.62	Horizontal
Highest						
Frequency (MHz)	Spurious Emission level (dBm)	Factor (dB)	Level at antenna terminals (dBm)	Limit Line (dBm)	Margin (dB)	Polarization
1678.00	-49.23	-9.87	-59.10	-13.00	46.10	Vertical
2517.00	-47.92	-5.13	-53.05	-13.00	40.05	Vertical
3356.00	-47.40	-1.97	-49.37	-13.00	36.37	Vertical
1678.00	-48.33	-9.87	-58.20	-13.00	45.20	Horizontal
2517.00	-47.98	-5.13	-53.11	-13.00	40.11	Horizontal
3356.00	-48.22	-1.97	-50.19	-13.00	37.19	Horizontal

Band n5(10MHz)-SCS 30kHz						
10MHz(1@0) for DFT-s-OFDM Pi/2 BPSK						
Lowest						
Frequency (MHz)	Spurious Emission level (dBm)	Factor (dB)	Level at antenna terminals (dBm)	Limit Line (dBm)	Margin (dB)	Polarization
1658.00	-49.34	-9.89	-59.23	-13.00	46.23	Vertical
2487.00	-48.10	-5.57	-53.67	-13.00	40.67	Vertical
3316.00	-48.26	-2.14	-50.40	-13.00	37.40	Vertical
1658.00	-48.53	-9.89	-58.42	-13.00	45.42	Horizontal
2487.00	-47.24	-5.57	-52.81	-13.00	39.81	Horizontal
3316.00	-48.21	-2.14	-50.35	-13.00	37.35	Horizontal
Middle						
Frequency (MHz)	Spurious Emission level (dBm)	Factor (dB)	Level at antenna terminals (dBm)	Limit Line (dBm)	Margin (dB)	Polarization
1673.00	-49.16	-9.88	-59.04	-13.00	46.04	Vertical
2509.50	-48.04	-5.29	-53.33	-13.00	40.33	Vertical
3346.00	-48.45	-2.05	-50.50	-13.00	37.50	Vertical
1673.00	-48.31	-9.88	-58.19	-13.00	45.19	Horizontal
2509.50	-47.33	-5.29	-52.62	-13.00	39.62	Horizontal
3346.00	-48.32	-2.05	-50.37	-13.00	37.37	Horizontal
Highest						
Frequency (MHz)	Spurious Emission level (dBm)	Factor (dB)	Level at antenna terminals (dBm)	Limit Line (dBm)	Margin (dB)	Polarization
1688.00	-49.04	-9.87	-58.91	-13.00	45.91	Vertical
2532.00	-48.40	-5.13	-53.53	-13.00	40.53	Vertical
3376.00	-48.42	-1.97	-50.39	-13.00	37.39	Vertical
1688.00	-48.47	-9.87	-58.34	-13.00	45.34	Horizontal
2532.00	-47.23	-5.13	-52.36	-13.00	39.36	Horizontal
3376.00	-48.00	-1.97	-49.97	-13.00	36.97	Horizontal

Band n5(20MHz)-SCS 30kHz						
20MHz(1@0) for DFT-s-OFDM Pi/2 BPSK						
Lowest						
Frequency (MHz)	Spurious Emission level (dBm)	Factor (dB)	Level at antenna terminals (dBm)	Limit Line (dBm)	Margin (dB)	Polarization
1668.00	-48.92	-9.89	-58.81	-13.00	45.81	Vertical
2502.00	-48.38	-5.45	-53.83	-13.00	40.83	Vertical
3336.00	-47.96	-2.09	-50.05	-13.00	37.05	Vertical
1668.00	-48.27	-9.89	-58.16	-13.00	45.16	Horizontal
2502.00	-47.16	-5.45	-52.61	-13.00	39.61	Horizontal
3336.00	-48.13	-2.09	-50.22	-13.00	37.22	Horizontal
Middle						
Frequency (MHz)	Spurious Emission level (dBm)	Factor (dB)	Level at antenna terminals (dBm)	Limit Line (dBm)	Margin (dB)	Polarization
1673.00	-48.95	-9.88	-58.83	-13.00	45.83	Vertical
2509.50	-48.13	-5.29	-53.42	-13.00	40.42	Vertical
3346.00	-47.74	-2.05	-49.79	-13.00	36.79	Vertical
1673.00	-48.08	-9.88	-57.96	-13.00	44.96	Horizontal
2509.50	-47.53	-5.29	-52.82	-13.00	39.82	Horizontal
3346.00	-48.42	-2.05	-50.47	-13.00	37.47	Horizontal
Highest						
Frequency (MHz)	Spurious Emission level (dBm)	Factor (dB)	Level at antenna terminals (dBm)	Limit Line (dBm)	Margin (dB)	Polarization
1678.00	-49.40	-9.87	-59.27	-13.00	46.27	Vertical
2517.00	-48.17	-5.13	-53.30	-13.00	40.30	Vertical
3356.00	-48.12	-1.97	-50.09	-13.00	37.09	Vertical
1678.00	-48.57	-9.87	-58.44	-13.00	45.44	Horizontal
2517.00	-47.35	-5.13	-52.48	-13.00	39.48	Horizontal
3356.00	-48.92	-1.97	-50.89	-13.00	37.89	Horizontal

Band n7(5MHz)-SCS 15kHz						
5MHz(1@0) for DFT-s-OFDM Pi/2 BPSK						
Lowest						
Frequency (MHz)	Spurious Emission level (dBm)	Factor (dB)	Level at antenna terminals (dBm)	Limit Line (dBm)	Margin (dB)	Polarization
5005.00	-49.81	4.56	-45.25	-25.00	20.25	Vertical
7507.50	-48.59	13.14	-35.45	-25.00	10.45	Vertical
10010.00	-49.70	16.93	-32.77	-25.00	7.77	Vertical
5005.00	-50.95	4.56	-46.39	-25.00	21.39	Horizontal
7507.50	-50.41	13.14	-37.27	-25.00	12.27	Horizontal
10010.00	-49.97	16.93	-33.04	-25.00	8.04	Horizontal
Middle						
Frequency (MHz)	Spurious Emission level (dBm)	Factor (dB)	Level at antenna terminals (dBm)	Limit Line (dBm)	Margin (dB)	Polarization
5070.00	-50.10	4.55	-45.55	-25.00	20.55	Vertical
7605.00	-48.82	13.58	-35.24	-25.00	10.24	Vertical
10140.00	-49.98	17.44	-32.54	-25.00	7.54	Vertical
5070.00	-50.74	4.55	-46.19	-25.00	21.19	Horizontal
7605.00	-50.88	13.58	-37.30	-25.00	12.30	Horizontal
10140.00	-49.52	17.44	-32.08	-25.00	7.08	Horizontal
Highest						
Frequency (MHz)	Spurious Emission level (dBm)	Factor (dB)	Level at antenna terminals (dBm)	Limit Line (dBm)	Margin (dB)	Polarization
5135.00	-49.85	4.62	-45.23	-25.00	20.23	Vertical
7702.50	-48.33	13.24	-35.09	-25.00	10.09	Vertical
10270.00	-49.63	18.40	-31.23	-25.00	6.23	Vertical
5135.00	-50.61	4.62	-45.99	-25.00	20.99	Horizontal
7702.50	-50.47	13.24	-37.23	-25.00	12.23	Horizontal
10270.00	-49.37	18.40	-30.97	-25.00	5.97	Horizontal

Band n7(20MHz)-SCS 15kHz						
20MHz(1@0) for DFT-s-OFDM Pi/2 BPSK						
Lowest						
Frequency (MHz)	Spurious Emission level (dBm)	Factor (dB)	Level at antenna terminals (dBm)	Limit Line (dBm)	Margin (dB)	Polarization
5020.00	-49.74	4.56	-45.18	-25.00	20.18	Vertical
7530.00	-49.78	13.29	-36.49	-25.00	11.49	Vertical
10040.00	-49.83	16.98	-32.85	-25.00	7.85	Vertical
5020.00	-50.59	4.56	-46.03	-25.00	21.03	Horizontal
7530.00	-50.68	13.29	-37.39	-25.00	12.39	Horizontal
10040.00	-50.25	16.98	-33.27	-25.00	8.27	Horizontal
Middle						
Frequency (MHz)	Spurious Emission level (dBm)	Factor (dB)	Level at antenna terminals (dBm)	Limit Line (dBm)	Margin (dB)	Polarization
5070.00	-49.97	4.55	-45.42	-25.00	20.42	Vertical
7605.00	-49.36	13.58	-35.78	-25.00	10.78	Vertical
10140.00	-50.28	17.44	-32.84	-25.00	7.84	Vertical
5070.00	-51.01	4.55	-46.46	-25.00	21.46	Horizontal
7605.00	-50.60	13.58	-37.02	-25.00	12.02	Horizontal
10140.00	-50.34	17.44	-32.90	-25.00	7.90	Horizontal
Highest						
Frequency (MHz)	Spurious Emission level (dBm)	Factor (dB)	Level at antenna terminals (dBm)	Limit Line (dBm)	Margin (dB)	Polarization
5120.00	-49.52	4.62	-44.90	-25.00	19.90	Vertical
7680.00	-49.08	13.18	-35.90	-25.00	10.90	Vertical
10240.00	-49.91	18.27	-31.64	-25.00	6.64	Vertical
5120.00	-51.37	4.62	-46.75	-25.00	21.75	Horizontal
7680.00	-50.13	13.18	-36.95	-25.00	11.95	Horizontal
10240.00	-50.23	18.27	-31.96	-25.00	6.96	Horizontal

Band n7(10MHz)-SCS 30kHz						
10MHz(1@0) for DFT-s-OFDM Pi/2 BPSK						
Lowest						
Frequency (MHz)	Spurious Emission level (dBm)	Factor (dB)	Level at antenna terminals (dBm)	Limit Line (dBm)	Margin (dB)	Polarization
5010.00	-50.25	4.56	-45.69	-25.00	20.69	Vertical
7515.00	-49.55	13.14	-36.41	-25.00	11.41	Vertical
10020.00	-50.32	16.93	-33.39	-25.00	8.39	Vertical
5010.00	-50.10	4.56	-45.54	-25.00	20.54	Horizontal
7515.00	-50.28	13.14	-37.14	-25.00	12.14	Horizontal
10020.00	-50.51	16.93	-33.58	-25.00	8.58	Horizontal
Middle						
Frequency (MHz)	Spurious Emission level (dBm)	Factor (dB)	Level at antenna terminals (dBm)	Limit Line (dBm)	Margin (dB)	Polarization
5070.00	-50.20	4.55	-45.65	-25.00	20.65	Vertical
7605.00	-49.62	13.58	-36.04	-25.00	11.04	Vertical
10140.00	-50.64	17.44	-33.20	-25.00	8.20	Vertical
5070.00	-50.04	4.55	-45.49	-25.00	20.49	Horizontal
7605.00	-50.50	13.58	-36.92	-25.00	11.92	Horizontal
10140.00	-50.75	17.44	-33.31	-25.00	8.31	Horizontal
Highest						
Frequency (MHz)	Spurious Emission level (dBm)	Factor (dB)	Level at antenna terminals (dBm)	Limit Line (dBm)	Margin (dB)	Polarization
5130.00	-50.38	4.62	-45.76	-25.00	20.76	Vertical
7695.00	-49.28	13.24	-36.04	-25.00	11.04	Vertical
10260.00	-49.91	18.40	-31.51	-25.00	6.51	Vertical
5130.00	-50.50	4.62	-45.88	-25.00	20.88	Horizontal
7695.00	-50.70	13.24	-37.46	-25.00	12.46	Horizontal
10260.00	-50.73	18.40	-32.33	-25.00	7.33	Horizontal

Band n7(20MHz)-SCS 30kHz						
20MHz(1@0) for DFT-s-OFDM Pi/2 BPSK						
Lowest						
Frequency (MHz)	Spurious Emission level (dBm)	Factor (dB)	Level at antenna terminals (dBm)	Limit Line (dBm)	Margin (dB)	Polarization
5020.00	-50.41	4.56	-45.85	-25.00	20.85	Vertical
7530.00	-49.41	13.29	-36.12	-25.00	11.12	Vertical
10040.00	-49.60	16.98	-32.62	-25.00	7.62	Vertical
5020.00	-50.43	4.56	-45.87	-25.00	20.87	Horizontal
7530.00	-50.78	13.29	-37.49	-25.00	12.49	Horizontal
10040.00	-51.01	16.98	-34.03	-25.00	9.03	Horizontal
Middle						
Frequency (MHz)	Spurious Emission level (dBm)	Factor (dB)	Level at antenna terminals (dBm)	Limit Line (dBm)	Margin (dB)	Polarization
5070.00	-49.93	4.55	-45.38	-25.00	20.38	Vertical
7605.00	-49.65	13.58	-36.07	-25.00	11.07	Vertical
10140.00	-49.88	17.44	-32.44	-25.00	7.44	Vertical
5070.00	-50.74	4.55	-46.19	-25.00	21.19	Horizontal
7605.00	-50.65	13.58	-37.07	-25.00	12.07	Horizontal
10140.00	-50.79	17.44	-33.35	-25.00	8.35	Horizontal
Highest						
Frequency (MHz)	Spurious Emission level (dBm)	Factor (dB)	Level at antenna terminals (dBm)	Limit Line (dBm)	Margin (dB)	Polarization
5120.00	-49.78	4.62	-45.16	-25.00	20.16	Vertical
7680.00	-49.35	13.18	-36.17	-25.00	11.17	Vertical
10240.00	-49.66	18.27	-31.39	-25.00	6.39	Vertical
5120.00	-50.90	4.62	-46.28	-25.00	21.28	Horizontal
7680.00	-50.87	13.18	-37.69	-25.00	12.69	Horizontal
10240.00	-50.69	18.27	-32.42	-25.00	7.42	Horizontal

Band n38(5MHz)-SCS 15kHz						
5MHz(1@0) for DFT-s-OFDM Pi/2 BPSK						
Lowest						
Frequency (MHz)	Spurious Emission level (dBm)	Factor (dB)	Level at antenna terminals (dBm)	Limit Line (dBm)	Margin (dB)	Polarization
5145.00	-50.87	4.66	-46.21	-25.00	21.21	Vertical
7717.50	-51.88	13.24	-38.64	-25.00	13.64	Vertical
10290.00	-50.48	18.46	-32.02	-25.00	7.02	Vertical
5145.00	-50.22	4.66	-45.56	-25.00	20.56	Horizontal
7717.50	-50.06	13.24	-36.82	-25.00	11.82	Horizontal
10290.00	-51.50	18.46	-33.04	-25.00	8.04	Horizontal
Middle						
Frequency (MHz)	Spurious Emission level (dBm)	Factor (dB)	Level at antenna terminals (dBm)	Limit Line (dBm)	Margin (dB)	Polarization
5190.00	-50.41	4.76	-45.65	-25.00	20.65	Vertical
7785.00	-51.51	13.48	-38.03	-25.00	13.03	Vertical
10380.00	-50.34	17.85	-32.49	-25.00	7.49	Vertical
5190.00	-50.05	4.76	-45.29	-25.00	20.29	Horizontal
7785.00	-49.94	13.48	-36.46	-25.00	11.46	Horizontal
10380.00	-51.30	17.85	-33.45	-25.00	8.45	Horizontal
Highest						
Frequency (MHz)	Spurious Emission level (dBm)	Factor (dB)	Level at antenna terminals (dBm)	Limit Line (dBm)	Margin (dB)	Polarization
5235.00	-50.62	4.95	-45.67	-25.00	20.67	Vertical
7852.50	-51.89	13.48	-38.41	-25.00	13.41	Vertical
10470.00	-50.65	18.39	-32.26	-25.00	7.26	Vertical
5235.00	-50.37	4.95	-45.42	-25.00	20.42	Horizontal
7852.50	-49.52	13.48	-36.04	-25.00	11.04	Horizontal
10470.00	-51.71	18.39	-33.32	-25.00	8.32	Horizontal

Band n38(20MHz)-SCS 15kHz						
20MHz(1@0) for DFT-s-OFDM Pi/2 BPSK						
Lowest						
Frequency (MHz)	Spurious Emission level (dBm)	Factor (dB)	Level at antenna terminals (dBm)	Limit Line (dBm)	Margin (dB)	Polarization
5160.00	-50.45	4.71	-45.74	-25.00	20.74	Vertical
7740.00	-51.53	13.32	-38.21	-25.00	13.21	Vertical
10320.00	-51.02	18.30	-32.72	-25.00	7.72	Vertical
5160.00	-49.77	4.71	-45.06	-25.00	20.06	Horizontal
7740.00	-50.11	13.32	-36.79	-25.00	11.79	Horizontal
10320.00	-50.96	18.30	-32.66	-25.00	7.66	Horizontal
Middle						
Frequency (MHz)	Spurious Emission level (dBm)	Factor (dB)	Level at antenna terminals (dBm)	Limit Line (dBm)	Margin (dB)	Polarization
5190.00	-50.39	4.76	-45.63	-25.00	20.63	Vertical
7785.00	-51.68	13.48	-38.20	-25.00	13.20	Vertical
10380.00	-50.61	17.85	-32.76	-25.00	7.76	Vertical
5190.00	-50.10	4.76	-45.34	-25.00	20.34	Horizontal
7785.00	-49.99	13.48	-36.51	-25.00	11.51	Horizontal
10380.00	-51.15	17.85	-33.30	-25.00	8.30	Horizontal
Highest						
Frequency (MHz)	Spurious Emission level (dBm)	Factor (dB)	Level at antenna terminals (dBm)	Limit Line (dBm)	Margin (dB)	Polarization
5220.00	-50.71	4.86	-45.85	-25.00	20.85	Vertical
7830.00	-51.93	13.49	-38.44	-25.00	13.44	Vertical
10440.00	-50.37	18.21	-32.16	-25.00	7.16	Vertical
5220.00	-50.27	4.86	-45.41	-25.00	20.41	Horizontal
7830.00	-49.56	13.49	-36.07	-25.00	11.07	Horizontal
10440.00	-51.18	18.21	-32.97	-25.00	7.97	Horizontal

Band n38(10MHz)-SCS 30kHz						
10MHz(1@0) for DFT-s-OFDM Pi/2 BPSK						
Lowest						
Frequency (MHz)	Spurious Emission level (dBm)	Factor (dB)	Level at antenna terminals (dBm)	Limit Line (dBm)	Margin (dB)	Polarization
5150.00	-49.58	4.66	-44.92	-25.00	19.92	Vertical
7725.00	-50.62	13.24	-37.38	-25.00	12.38	Vertical
10300.00	-50.81	18.46	-32.35	-25.00	7.35	Vertical
5150.00	-49.21	4.66	-44.55	-25.00	19.55	Horizontal
7725.00	-50.83	13.24	-37.59	-25.00	12.59	Horizontal
10300.00	-50.17	18.46	-31.71	-25.00	6.71	Horizontal
Middle						
Frequency (MHz)	Spurious Emission level (dBm)	Factor (dB)	Level at antenna terminals (dBm)	Limit Line (dBm)	Margin (dB)	Polarization
5190.00	-49.28	4.76	-44.52	-25.00	19.52	Vertical
7785.00	-50.84	13.48	-37.36	-25.00	12.36	Vertical
10380.00	-50.58	17.85	-32.73	-25.00	7.73	Vertical
5190.00	-49.24	4.76	-44.48	-25.00	19.48	Horizontal
7785.00	-50.50	13.48	-37.02	-25.00	12.02	Horizontal
10380.00	-50.53	17.85	-32.68	-25.00	7.68	Horizontal
Highest						
Frequency (MHz)	Spurious Emission level (dBm)	Factor (dB)	Level at antenna terminals (dBm)	Limit Line (dBm)	Margin (dB)	Polarization
5230.00	-49.87	4.95	-44.92	-25.00	19.92	Vertical
7845.00	-51.01	13.48	-37.53	-25.00	12.53	Vertical
10460.00	-50.73	18.39	-32.34	-25.00	7.34	Vertical
5230.00	-49.29	4.95	-44.34	-25.00	19.34	Horizontal
7845.00	-50.36	13.48	-36.88	-25.00	11.88	Horizontal
10460.00	-50.07	18.39	-31.68	-25.00	6.68	Horizontal

Band n38(20MHz)-SCS 30kHz						
20MHz(1@0) for DFT-s-OFDM Pi/2 BPSK						
Lowest						
Frequency (MHz)	Spurious Emission level (dBm)	Factor (dB)	Level at antenna terminals (dBm)	Limit Line (dBm)	Margin (dB)	Polarization
5160.00	-49.76	4.71	-45.05	-25.00	20.05	Vertical
7740.00	-50.69	13.32	-37.37	-25.00	12.37	Vertical
10320.00	-50.57	18.30	-32.27	-25.00	7.27	Vertical
5160.00	-49.15	4.71	-44.44	-25.00	19.44	Horizontal
7740.00	-50.77	13.32	-37.45	-25.00	12.45	Horizontal
10320.00	-50.31	18.30	-32.01	-25.00	7.01	Horizontal
Middle						
Frequency (MHz)	Spurious Emission level (dBm)	Factor (dB)	Level at antenna terminals (dBm)	Limit Line (dBm)	Margin (dB)	Polarization
5190.00	-49.92	4.76	-45.16	-25.00	20.16	Vertical
7785.00	-50.99	13.48	-37.51	-25.00	12.51	Vertical
10380.00	-50.51	17.85	-32.66	-25.00	7.66	Vertical
5190.00	-49.49	4.76	-44.73	-25.00	19.73	Horizontal
7785.00	-50.29	13.48	-36.81	-25.00	11.81	Horizontal
10380.00	-50.17	17.85	-32.32	-25.00	7.32	Horizontal
Highest						
Frequency (MHz)	Spurious Emission level (dBm)	Factor (dB)	Level at antenna terminals (dBm)	Limit Line (dBm)	Margin (dB)	Polarization
5220.00	-50.19	4.86	-45.33	-25.00	20.33	Vertical
7830.00	-51.45	13.49	-37.96	-25.00	12.96	Vertical
10440.00	-50.93	18.21	-32.72	-25.00	7.72	Vertical
5220.00	-49.89	4.86	-45.03	-25.00	20.03	Horizontal
7830.00	-49.92	13.49	-36.43	-25.00	11.43	Horizontal
10440.00	-50.46	18.21	-32.25	-25.00	7.25	Horizontal

Band n41(10MHz)-SCS 15kHz						
10MHz(Edge_1RB_Left) for DFT-s-OFDM Pi/2 BPSK						
Lowest						
Frequency (MHz)	Spurious Emission level (dBm)	Factor (dB)	Level at antenna terminals (dBm)	Limit Line (dBm)	Margin (dB)	Polarization
5080.02	-50.42	4.56	-45.86	-25.00	20.86	Vertical
7620.03	-50.51	13.14	-37.37	-25.00	12.37	Vertical
10160.04	-50.55	16.89	-33.66	-25.00	8.66	Vertical
5080.02	-48.79	4.56	-44.23	-25.00	19.23	Horizontal
7620.03	-50.43	13.14	-37.29	-25.00	12.29	Horizontal
10160.04	-49.12	16.89	-32.23	-25.00	7.23	Horizontal
Middle						
Frequency (MHz)	Spurious Emission level (dBm)	Factor (dB)	Level at antenna terminals (dBm)	Limit Line (dBm)	Margin (dB)	Polarization
5190.00	-50.04	4.76	-45.28	-25.00	20.28	Vertical
7785.00	-50.42	13.48	-36.94	-25.00	11.94	Vertical
10380.00	-50.80	18.00	-32.80	-25.00	7.80	Vertical
5190.00	-49.00	4.76	-44.24	-25.00	19.24	Horizontal
7785.00	-50.08	13.48	-36.60	-25.00	11.60	Horizontal
10380.00	-49.05	18.00	-31.05	-25.00	6.05	Horizontal
Highest						
Frequency (MHz)	Spurious Emission level (dBm)	Factor (dB)	Level at antenna terminals (dBm)	Limit Line (dBm)	Margin (dB)	Polarization
5299.98	-50.22	5.50	-44.72	-25.00	19.72	Vertical
7949.97	-50.45	13.31	-37.14	-25.00	12.14	Vertical
10599.96	-51.23	19.50	-31.73	-25.00	6.73	Vertical
5299.98	-48.84	5.50	-43.34	-25.00	18.34	Horizontal
7949.97	-50.56	13.31	-37.25	-25.00	12.25	Horizontal
10599.96	-49.41	19.50	-29.91	-25.00	4.91	Horizontal

Band n41(50MHz)-SCS 15kHz						
50MHz(Edge_1RB_Left) for DFT-s-OFDM Pi/2 BPSK						
Lowest						
Frequency (MHz)	Spurious Emission level (dBm)	Factor (dB)	Level at antenna terminals (dBm)	Limit Line (dBm)	Margin (dB)	Polarization
5120.04	-50.19	4.56	-45.63	-25.00	20.63	Vertical
7680.06	-50.23	13.29	-36.94	-25.00	11.94	Vertical
10240.08	-50.29	16.93	-33.36	-25.00	8.36	Vertical
5120.04	-49.05	4.56	-44.49	-25.00	19.49	Horizontal
7680.06	-50.53	13.29	-37.24	-25.00	12.24	Horizontal
10240.08	-49.82	16.93	-32.89	-25.00	7.89	Horizontal
Middle						
Frequency (MHz)	Spurious Emission level (dBm)	Factor (dB)	Level at antenna terminals (dBm)	Limit Line (dBm)	Margin (dB)	Polarization
5190.00	-50.37	4.76	-45.61	-25.00	20.61	Vertical
7785.00	-50.73	13.48	-37.25	-25.00	12.25	Vertical
10380.00	-50.22	18.00	-32.22	-25.00	7.22	Vertical
5190.00	-48.95	4.76	-44.19	-25.00	19.19	Horizontal
7785.00	-50.40	13.48	-36.92	-25.00	11.92	Horizontal
10380.00	-49.86	18.00	-31.86	-25.00	6.86	Horizontal
Highest						
Frequency (MHz)	Spurious Emission level (dBm)	Factor (dB)	Level at antenna terminals (dBm)	Limit Line (dBm)	Margin (dB)	Polarization
5259.96	-50.84	5.41	-45.43	-25.00	20.43	Vertical
7889.94	-50.37	13.33	-37.04	-25.00	12.04	Vertical
10519.92	-50.24	19.67	-30.57	-25.00	5.57	Vertical
5259.96	-48.68	5.41	-43.27	-25.00	18.27	Horizontal
7889.94	-50.85	13.33	-37.52	-25.00	12.52	Horizontal
10519.92	-49.41	19.67	-29.74	-25.00	4.74	Horizontal

Band n41(10MHz)-SCS 30kHz						
10MHz(Edge_1RB_Left) for DFT-s-OFDM Pi/2 BPSK						
Lowest						
Frequency (MHz)	Spurious Emission level (dBm)	Factor (dB)	Level at antenna terminals (dBm)	Limit Line (dBm)	Margin (dB)	Polarization
5080.02	-49.50	4.56	-44.94	-25.00	19.94	Vertical
7620.03	-50.70	13.14	-37.56	-25.00	12.56	Vertical
10160.04	-50.72	16.89	-33.83	-25.00	8.83	Vertical
5080.02	-49.29	4.56	-44.73	-25.00	19.73	Horizontal
7620.03	-50.11	13.14	-36.97	-25.00	11.97	Horizontal
10160.04	-50.27	16.89	-33.38	-25.00	8.38	Horizontal
Middle						
Frequency (MHz)	Spurious Emission level (dBm)	Factor (dB)	Level at antenna terminals (dBm)	Limit Line (dBm)	Margin (dB)	Polarization
5190.00	-49.16	4.76	-44.40	-25.00	19.40	Vertical
7785.00	-50.95	13.48	-37.47	-25.00	12.47	Vertical
10380.00	-50.24	18.00	-32.24	-25.00	7.24	Vertical
5190.00	-48.93	4.76	-44.17	-25.00	19.17	Horizontal
7785.00	-50.04	13.48	-36.56	-25.00	11.56	Horizontal
10380.00	-50.69	18.00	-32.69	-25.00	7.69	Horizontal
Highest						
Frequency (MHz)	Spurious Emission level (dBm)	Factor (dB)	Level at antenna terminals (dBm)	Limit Line (dBm)	Margin (dB)	Polarization
5299.98	-49.56	5.50	-44.06	-25.00	19.06	Vertical
7949.97	-50.89	13.31	-37.58	-25.00	12.58	Vertical
10599.96	-50.75	19.50	-31.25	-25.00	6.25	Vertical
5299.98	-49.60	5.50	-44.10	-25.00	19.10	Horizontal
7949.97	-50.20	13.31	-36.89	-25.00	11.89	Horizontal
10599.96	-49.95	19.50	-30.45	-25.00	5.45	Horizontal

Band n41(100MHz)-SCS 30kHz						
100MHz(Edge_1RB_Left) for DFT-s-OFDM Pi/2 BPSK						
Lowest						
Frequency (MHz)	Spurious Emission level (dBm)	Factor (dB)	Level at antenna terminals (dBm)	Limit Line (dBm)	Margin (dB)	Polarization
5170.02	-49.99	4.56	-45.43	-25.00	20.43	Vertical
7755.03	-51.16	13.29	-37.87	-25.00	12.87	Vertical
10340.04	-50.31	16.93	-33.38	-25.00	8.38	Vertical
5170.02	-49.21	4.56	-44.65	-25.00	19.65	Horizontal
7755.03	-50.42	13.29	-37.13	-25.00	12.13	Horizontal
10340.04	-50.36	16.93	-33.43	-25.00	8.43	Horizontal
Middle						
Frequency (MHz)	Spurious Emission level (dBm)	Factor (dB)	Level at antenna terminals (dBm)	Limit Line (dBm)	Margin (dB)	Polarization
5190.00	-50.33	4.76	-45.57	-25.00	20.57	Vertical
7785.00	-50.69	13.48	-37.21	-25.00	12.21	Vertical
10380.00	-50.65	18.00	-32.65	-25.00	7.65	Vertical
5190.00	-49.32	4.76	-44.56	-25.00	19.56	Horizontal
7785.00	-50.84	13.48	-37.36	-25.00	12.36	Horizontal
10380.00	-50.43	18.00	-32.43	-25.00	7.43	Horizontal
Highest						
Frequency (MHz)	Spurious Emission level (dBm)	Factor (dB)	Level at antenna terminals (dBm)	Limit Line (dBm)	Margin (dB)	Polarization
5209.98	-50.57	5.41	-45.16	-25.00	20.16	Vertical
7814.97	-50.52	13.33	-37.19	-25.00	12.19	Vertical
10419.96	-50.38	19.67	-30.71	-25.00	5.71	Vertical
5209.98	-48.89	5.41	-43.48	-25.00	18.48	Horizontal
7814.97	-50.45	13.33	-37.12	-25.00	12.12	Horizontal
10419.96	-50.26	19.67	-30.59	-25.00	5.59	Horizontal

Band n77(3450MHz ~ 3550MHz) (10MHz)-SCS 15kHz						
10MHz(Edge_1RB_Left) for DFT-s-OFDM Pi/2 BPSK						
Lowest						
Frequency (MHz)	Spurious Emission level (dBm)	Factor (dB)	Level at antenna terminals (dBm)	Limit Line (dBm)	Margin (dB)	Polarization
6910.02	-49.74	10.75	-38.99	-13.00	25.99	Vertical
10365.03	-50.68	17.40	-33.28	-13.00	20.28	Vertical
13820.04	-49.91	23.61	-26.30	-13.00	13.30	Vertical
6910.02	-50.49	10.75	-39.74	-13.00	26.74	Horizontal
10365.03	-51.10	17.40	-33.70	-13.00	20.70	Horizontal
13820.04	-50.73	23.61	-27.12	-13.00	14.12	Horizontal
Middle						
Frequency (MHz)	Spurious Emission level (dBm)	Factor (dB)	Level at antenna terminals (dBm)	Limit Line (dBm)	Margin (dB)	Polarization
6999.99	-50.37	10.51	-39.86	-13.00	26.86	Vertical
10499.99	-50.50	18.37	-32.13	-13.00	19.13	Vertical
13999.98	-50.38	25.38	-25.00	-13.00	12.00	Vertical
6999.99	-50.54	10.51	-40.03	-13.00	27.03	Horizontal
10499.99	-50.84	18.37	-32.47	-13.00	19.47	Horizontal
13999.98	-50.49	25.38	-25.11	-13.00	12.11	Horizontal
Highest						
Frequency (MHz)	Spurious Emission level (dBm)	Factor (dB)	Level at antenna terminals (dBm)	Limit Line (dBm)	Margin (dB)	Polarization
7089.99	-49.95	11.50	-38.45	-13.00	25.45	Vertical
10634.99	-50.76	18.87	-31.89	-13.00	18.89	Vertical
14179.98	-50.07	26.86	-23.21	-13.00	10.21	Vertical
7089.99	-50.43	11.50	-38.93	-13.00	25.93	Horizontal
10634.99	-51.22	18.87	-32.35	-13.00	19.35	Horizontal
14179.98	-50.26	26.86	-23.40	-13.00	10.40	Horizontal

Band n77(3450MHz ~ 3550MHz) (50MHz)-SCS 15kHz						
50MHz(Edge_1RB_Left) for DFT-s-OFDM Pi/2 BPSK						
Lowest						
Frequency (MHz)	Spurious Emission level (dBm)	Factor (dB)	Level at antenna terminals (dBm)	Limit Line (dBm)	Margin (dB)	Polarization
6950.01	-49.27	10.50	-38.77	-13.00	25.77	Vertical
10425.02	-50.99	17.63	-33.36	-13.00	20.36	Vertical
13900.02	-49.58	24.60	-24.98	-13.00	11.98	Vertical
6950.01	-50.21	10.50	-39.71	-13.00	26.71	Horizontal
10425.02	-50.63	17.63	-33.00	-13.00	20.00	Horizontal
13900.02	-50.72	24.60	-26.12	-13.00	13.12	Horizontal
Middle						
Frequency (MHz)	Spurious Emission level (dBm)	Factor (dB)	Level at antenna terminals (dBm)	Limit Line (dBm)	Margin (dB)	Polarization
6999.99	-49.68	10.49	-39.19	-13.00	26.19	Vertical
10499.99	-50.79	18.21	-32.58	-13.00	19.58	Vertical
13999.98	-49.22	25.38	-23.84	-13.00	10.84	Vertical
6999.99	-50.52	10.49	-40.03	-13.00	27.03	Horizontal
10499.99	-50.33	18.21	-32.12	-13.00	19.12	Horizontal
13999.98	-51.13	25.38	-25.75	-13.00	12.75	Horizontal
Highest						
Frequency (MHz)	Spurious Emission level (dBm)	Factor (dB)	Level at antenna terminals (dBm)	Limit Line (dBm)	Margin (dB)	Polarization
7050.00	-49.23	11.08	-38.15	-13.00	25.15	Vertical
10575.00	-50.90	18.53	-32.37	-13.00	19.37	Vertical
14100.00	-48.86	26.24	-22.62	-13.00	9.62	Vertical
7050.00	-50.23	11.08	-39.15	-13.00	26.15	Horizontal
10575.00	-50.56	18.53	-32.03	-13.00	19.03	Horizontal
14100.00	-50.86	26.24	-24.62	-13.00	11.62	Horizontal

Band n77(3450MHz ~ 3550MHz) (10MHz)-SCS 30kHz						
10MHz(Edge_1RB_Left) for DFT-s-OFDM Pi/2 BPSK						
Lowest						
Frequency (MHz)	Spurious Emission level (dBm)	Factor (dB)	Level at antenna terminals (dBm)	Limit Line (dBm)	Margin (dB)	Polarization
6910.02	-50.14	10.75	-39.39	-13.00	26.39	Vertical
10365.03	-50.34	17.58	-32.76	-13.00	19.76	Vertical
13820.04	-48.64	23.61	-25.03	-13.00	12.03	Vertical
6910.02	-51.06	10.75	-40.31	-13.00	27.31	Horizontal
10365.03	-51.97	17.58	-34.39	-13.00	21.39	Horizontal
13820.04	-52.47	23.61	-28.86	-13.00	15.86	Horizontal
Middle						
Frequency (MHz)	Spurious Emission level (dBm)	Factor (dB)	Level at antenna terminals (dBm)	Limit Line (dBm)	Margin (dB)	Polarization
7000.02	-49.43	10.49	-38.94	-13.00	25.94	Vertical
10500.03	-50.39	18.21	-32.18	-13.00	19.18	Vertical
14000.04	-48.59	25.38	-23.21	-13.00	10.21	Vertical
7000.02	-50.76	10.49	-40.27	-13.00	27.27	Horizontal
10500.03	-51.52	18.21	-33.31	-13.00	20.31	Horizontal
14000.04	-51.73	25.38	-26.35	-13.00	13.35	Horizontal
Highest						
Frequency (MHz)	Spurious Emission level (dBm)	Factor (dB)	Level at antenna terminals (dBm)	Limit Line (dBm)	Margin (dB)	Polarization
7089.96	-49.79	11.50	-38.29	-13.00	25.29	Vertical
10634.94	-50.04	18.71	-31.33	-13.00	18.33	Vertical
14179.92	-48.38	26.86	-21.52	-13.00	8.52	Vertical
7089.96	-51.24	11.50	-39.74	-13.00	26.74	Horizontal
10634.94	-51.62	18.71	-32.91	-13.00	19.91	Horizontal
14179.92	-52.13	26.86	-25.27	-13.00	12.27	Horizontal

Band n77(3450MHz ~ 3550MHz) (100MHz)-SCS 30kHz						
100MHz(Edge_1RB_Left) for DFT-s-OFDM Pi/2 BPSK						
Lowest						
Frequency (MHz)	Spurious Emission level (dBm)	Factor (dB)	Level at antenna terminals (dBm)	Limit Line (dBm)	Margin (dB)	Polarization
/	/	/	/	/	/	Vertical
/	/	/	/	/	/	Vertical
/	/	/	/	/	/	Vertical
/	/	/	/	/	/	Horizontal
/	/	/	/	/	/	Horizontal
/	/	/	/	/	/	Horizontal
Middle						
Frequency (MHz)	Spurious Emission level (dBm)	Factor (dB)	Level at antenna terminals (dBm)	Limit Line (dBm)	Margin (dB)	Polarization
7000.02	-49.05	10.49	-38.56	-13.00	25.56	Vertical
10500.03	-50.61	18.21	-32.40	-13.00	19.40	Vertical
14000.04	-48.73	25.38	-23.35	-13.00	10.35	Vertical
7000.02	-50.49	10.49	-40.00	-13.00	27.00	Horizontal
10500.03	-51.20	18.21	-32.99	-13.00	19.99	Horizontal
14000.04	-51.23	25.38	-25.85	-13.00	12.85	Horizontal
Highest						
Frequency (MHz)	Spurious Emission level (dBm)	Factor (dB)	Level at antenna terminals (dBm)	Limit Line (dBm)	Margin (dB)	Polarization
/	/	/	/	/	/	Vertical
/	/	/	/	/	/	Vertical
/	/	/	/	/	/	Vertical
/	/	/	/	/	/	Horizontal
/	/	/	/	/	/	Horizontal
/	/	/	/	/	/	Horizontal

Band n77(3700MHz ~ 3980MHz) (10MHz)-SCS 15kHz						
10MHz(Edge_1RB_Left) for DFT-s-OFDM Pi/2 BPSK						
Lowest						
Frequency (MHz)	Spurious Emission level (dBm)	Factor (dB)	Level at antenna terminals (dBm)	Limit Line (dBm)	Margin (dB)	Polarization
7410.00	-50.46	12.64	-37.82	-13.00	24.82	Vertical
11115.00	-50.27	18.78	-31.49	-13.00	18.49	Vertical
14820.00	-50.03	26.68	-23.35	-13.00	10.35	Vertical
7410.00	-50.55	12.64	-37.91	-13.00	24.91	Horizontal
11115.00	-50.78	18.78	-32.00	-13.00	19.00	Horizontal
14820.00	-50.38	26.68	-23.70	-13.00	10.70	Horizontal
Middle						
Frequency (MHz)	Spurious Emission level (dBm)	Factor (dB)	Level at antenna terminals (dBm)	Limit Line (dBm)	Margin (dB)	Polarization
7680.00	-50.31	12.84	-37.47	-13.00	24.47	Vertical
11520.00	-50.03	18.50	-31.53	-13.00	18.53	Vertical
15360.00	-49.89	24.94	-24.95	-13.00	11.95	Vertical
7680.00	-50.50	12.84	-37.66	-13.00	24.66	Horizontal
11520.00	-50.40	18.50	-31.90	-13.00	18.90	Horizontal
15360.00	-50.11	24.94	-25.17	-13.00	12.17	Horizontal
Highest						
Frequency (MHz)	Spurious Emission level (dBm)	Factor (dB)	Level at antenna terminals (dBm)	Limit Line (dBm)	Margin (dB)	Polarization
7950.00	-50.57	16.92	-33.65	-13.00	20.65	Vertical
11925.00	-50.07	12.98	-37.09	-13.00	24.09	Vertical
15900.00	-49.79	22.31	-27.48	-13.00	14.48	Vertical
7950.00	-50.46	16.92	-33.54	-13.00	20.54	Horizontal
11925.00	-51.40	12.98	-38.42	-13.00	25.42	Horizontal
15900.00	-49.99	22.31	-27.68	-13.00	14.68	Horizontal

Band n77 Band n77(3700MHz ~ 3980MHz) (50MHz)-SCS 15kHz						
50MHz(Edge_1RB_Left) for DFT-s-OFDM Pi/2 BPSK						
Lowest						
Frequency (MHz)	Spurious Emission level (dBm)	Factor (dB)	Level at antenna terminals (dBm)	Limit Line (dBm)	Margin (dB)	Polarization
7450.02	-49.99	12.49	-37.50	-13.00	24.50	Vertical
11175.03	-49.75	18.85	-30.90	-13.00	17.90	Vertical
14900.04	-49.65	26.90	-22.75	-13.00	9.75	Vertical
7450.02	-50.56	12.49	-38.07	-13.00	25.07	Horizontal
11175.03	-50.61	18.85	-31.76	-13.00	18.76	Horizontal
14900.04	-50.60	26.90	-23.70	-13.00	10.70	Horizontal
Middle						
Frequency (MHz)	Spurious Emission level (dBm)	Factor (dB)	Level at antenna terminals (dBm)	Limit Line (dBm)	Margin (dB)	Polarization
7680.00	-50.14	12.84	-37.30	-13.00	24.30	Vertical
11520.00	-49.80	18.50	-31.30	-13.00	18.30	Vertical
15360.00	-49.73	24.94	-24.79	-13.00	11.79	Vertical
7680.00	-50.59	12.84	-37.75	-13.00	24.75	Horizontal
11520.00	-51.05	18.50	-32.55	-13.00	19.55	Horizontal
15360.00	-50.27	24.94	-25.33	-13.00	12.33	Horizontal
Highest						
Frequency (MHz)	Spurious Emission level (dBm)	Factor (dB)	Level at antenna terminals (dBm)	Limit Line (dBm)	Margin (dB)	Polarization
7909.98	-50.63	17.07	-33.56	-13.00	20.56	Vertical
11864.97	-49.79	17.97	-31.82	-13.00	18.82	Vertical
15819.96	-49.34	18.75	-30.59	-13.00	17.59	Vertical
7909.98	-50.78	17.07	-33.71	-13.00	20.71	Horizontal
11864.97	-51.44	17.97	-33.47	-13.00	20.47	Horizontal
15819.96	-50.40	18.75	-31.65	-13.00	18.65	Horizontal

Band n77(3700MHz ~ 3980MHz) (10MHz)-SCS 30kHz						
10MHz(Edge_1RB_Left) for DFT-s-OFDM Pi/2 BPSK						
Lowest						
Frequency (MHz)	Spurious Emission level (dBm)	Factor (dB)	Level at antenna terminals (dBm)	Limit Line (dBm)	Margin (dB)	Polarization
7410.00	-50.40	12.64	-37.76	-13.00	24.76	Vertical
11115.00	-50.10	18.78	-31.32	-13.00	18.32	Vertical
14820.00	-49.93	26.68	-23.25	-13.00	10.25	Vertical
7410.00	-50.79	12.64	-38.15	-13.00	25.15	Horizontal
11115.00	-51.68	18.78	-32.90	-13.00	19.90	Horizontal
14820.00	-50.11	26.68	-23.43	-13.00	10.43	Horizontal
Middle						
Frequency (MHz)	Spurious Emission level (dBm)	Factor (dB)	Level at antenna terminals (dBm)	Limit Line (dBm)	Margin (dB)	Polarization
7680.00	-49.91	12.84	-37.07	-13.00	24.07	Vertical
11520.00	-50.06	18.50	-31.56	-13.00	18.56	Vertical
15360.00	-49.74	24.94	-24.80	-13.00	11.80	Vertical
7680.00	-51.26	12.84	-38.42	-13.00	25.42	Horizontal
11520.00	-52.02	18.50	-33.52	-13.00	20.52	Horizontal
15360.00	-50.50	24.94	-25.56	-13.00	12.56	Horizontal
Highest						
Frequency (MHz)	Spurious Emission level (dBm)	Factor (dB)	Level at antenna terminals (dBm)	Limit Line (dBm)	Margin (dB)	Polarization
7950.00	-49.87	16.92	-32.95	-13.00	19.95	Vertical
11925.00	-50.20	12.98	-37.22	-13.00	24.22	Vertical
15900.00	-49.54	22.31	-27.23	-13.00	14.23	Vertical
7950.00	-50.83	16.92	-33.91	-13.00	20.91	Horizontal
11925.00	-51.53	12.98	-38.55	-13.00	25.55	Horizontal
15900.00	-50.65	22.31	-28.34	-13.00	15.34	Horizontal

Band n77(3700MHz ~ 3980MHz) (100MHz)-SCS 30kHz						
100MHz(Edge_1RB_Left) for DFT-s-OFDM Pi/2 BPSK						
Lowest						
Frequency (MHz)	Spurious Emission level (dBm)	Factor (dB)	Level at antenna terminals (dBm)	Limit Line (dBm)	Margin (dB)	Polarization
7500.00	-49.95	12.48	-37.47	-13.00	24.47	Vertical
11250.00	-50.33	19.20	-31.13	-13.00	18.13	Vertical
15000.00	-50.33	25.36	-24.97	-13.00	11.97	Vertical
7500.00	-51.21	12.48	-38.73	-13.00	25.73	Horizontal
11250.00	-52.03	19.20	-32.83	-13.00	19.83	Horizontal
15000.00	-50.15	25.36	-24.79	-13.00	11.79	Horizontal
Middle						
Frequency (MHz)	Spurious Emission level (dBm)	Factor (dB)	Level at antenna terminals (dBm)	Limit Line (dBm)	Margin (dB)	Polarization
7680.00	-49.48	12.84	-36.64	-13.00	23.64	Vertical
11520.00	-50.50	18.50	-32.00	-13.00	19.00	Vertical
15360.00	-50.06	24.94	-25.12	-13.00	12.12	Vertical
7680.00	-51.65	12.84	-38.81	-13.00	25.81	Horizontal
11520.00	-52.53	18.50	-34.03	-13.00	21.03	Horizontal
15360.00	-49.87	24.94	-24.93	-13.00	11.93	Horizontal
Highest						
Frequency (MHz)	Spurious Emission level (dBm)	Factor (dB)	Level at antenna terminals (dBm)	Limit Line (dBm)	Margin (dB)	Polarization
7860.00	-49.19	13.20	-35.99	-13.00	22.99	Vertical
11790.00	-50.27	18.40	-31.87	-13.00	18.87	Vertical
15720.00	-50.32	20.34	-29.98	-13.00	16.98	Vertical
7860.00	-51.93	13.20	-38.73	-13.00	25.73	Horizontal
11790.00	-52.21	18.40	-33.81	-13.00	20.81	Horizontal
15720.00	-49.80	20.34	-29.46	-13.00	16.46	Horizontal

Band n78(3450MHz ~ 3550MHz) (10MHz)-SCS 15kHz						
10MHz(Edge_1RB_Left) for DFT-s-OFDM Pi/2 BPSK						
Lowest						
Frequency (MHz)	Spurious Emission level (dBm)	Factor (dB)	Level at antenna terminals (dBm)	Limit Line (dBm)	Margin (dB)	Polarization
6910.02	-49.82	10.75	-39.07	-13.00	26.07	Vertical
10365.03	-51.68	17.40	-34.28	-13.00	21.28	Vertical
13820.04	-50.96	23.61	-27.35	-13.00	14.35	Vertical
6910.02	-50.22	10.75	-39.47	-13.00	26.47	Horizontal
10365.03	-51.33	17.40	-33.93	-13.00	20.93	Horizontal
13820.04	-51.98	23.61	-28.37	-13.00	15.37	Horizontal
Middle						
Frequency (MHz)	Spurious Emission level (dBm)	Factor (dB)	Level at antenna terminals (dBm)	Limit Line (dBm)	Margin (dB)	Polarization
6999.99	-50.18	10.51	-39.67	-13.00	26.67	Vertical
10499.99	-51.28	18.37	-32.91	-13.00	19.91	Vertical
13999.98	-50.68	25.38	-25.30	-13.00	12.30	Vertical
6999.99	-50.56	10.51	-40.05	-13.00	27.05	Horizontal
10499.99	-51.07	18.37	-32.70	-13.00	19.70	Horizontal
13999.98	-51.62	25.38	-26.24	-13.00	13.24	Horizontal
Highest						
Frequency (MHz)	Spurious Emission level (dBm)	Factor (dB)	Level at antenna terminals (dBm)	Limit Line (dBm)	Margin (dB)	Polarization
7089.99	-50.24	11.50	-38.74	-13.00	25.74	Vertical
10634.99	-51.56	18.87	-32.69	-13.00	19.69	Vertical
14179.98	-50.74	26.86	-23.88	-13.00	10.88	Vertical
7089.99	-50.06	11.50	-38.56	-13.00	25.56	Horizontal
10634.99	-51.30	18.87	-32.43	-13.00	19.43	Horizontal
14179.98	-52.20	26.86	-25.34	-13.00	12.34	Horizontal

Band n78(3450MHz ~ 3550MHz) (50MHz)-SCS 15kHz						
50MHz(Edge_1RB_Left) for DFT-s-OFDM Pi/2 BPSK						
Lowest						
Frequency (MHz)	Spurious Emission level (dBm)	Factor (dB)	Level at antenna terminals (dBm)	Limit Line (dBm)	Margin (dB)	Polarization
6950.01	-50.21	10.50	-39.71	-13.00	26.71	Vertical
10425.02	-51.93	17.63	-34.30	-13.00	21.30	Vertical
13900.02	-51.13	24.60	-26.53	-13.00	13.53	Vertical
6950.01	-49.89	10.50	-39.39	-13.00	26.39	Horizontal
10425.02	-50.81	17.63	-33.18	-13.00	20.18	Horizontal
13900.02	-52.55	24.60	-27.95	-13.00	14.95	Horizontal
Middle						
Frequency (MHz)	Spurious Emission level (dBm)	Factor (dB)	Level at antenna terminals (dBm)	Limit Line (dBm)	Margin (dB)	Polarization
6999.99	-49.95	10.49	-39.46	-13.00	26.46	Vertical
10499.99	-52.29	18.21	-34.08	-13.00	21.08	Vertical
13999.98	-51.33	25.38	-25.95	-13.00	12.95	Vertical
6999.99	-49.87	10.49	-39.38	-13.00	26.38	Horizontal
10499.99	-51.12	18.21	-32.91	-13.00	19.91	Horizontal
13999.98	-52.42	25.38	-27.04	-13.00	14.04	Horizontal
Highest						
Frequency (MHz)	Spurious Emission level (dBm)	Factor (dB)	Level at antenna terminals (dBm)	Limit Line (dBm)	Margin (dB)	Polarization
7050.00	-49.96	11.08	-38.88	-13.00	25.88	Vertical
10575.00	-52.41	18.53	-33.88	-13.00	20.88	Vertical
14100.00	-50.90	26.24	-24.66	-13.00	11.66	Vertical
7050.00	-49.86	11.08	-38.78	-13.00	25.78	Horizontal
10575.00	-51.03	18.53	-32.50	-13.00	19.50	Horizontal
14100.00	-52.76	26.24	-26.52	-13.00	13.52	Horizontal

Band n78(3450MHz ~ 3550MHz) (10MHz)-SCS 30kHz						
10MHz(Edge_1RB_Left) for DFT-s-OFDM Pi/2 BPSK						
Lowest						
Frequency (MHz)	Spurious Emission level (dBm)	Factor (dB)	Level at antenna terminals (dBm)	Limit Line (dBm)	Margin (dB)	Polarization
6910.02	-49.49	10.75	-38.74	-13.00	25.74	Vertical
10365.03	-53.16	17.58	-35.58	-13.00	22.58	Vertical
13820.04	-51.41	23.61	-27.80	-13.00	14.80	Vertical
6910.02	-49.70	10.75	-38.95	-13.00	25.95	Horizontal
10365.03	-51.23	17.58	-33.65	-13.00	20.65	Horizontal
13820.04	-52.67	23.61	-29.06	-13.00	16.06	Horizontal
Middle						
Frequency (MHz)	Spurious Emission level (dBm)	Factor (dB)	Level at antenna terminals (dBm)	Limit Line (dBm)	Margin (dB)	Polarization
7000.02	-48.72	10.49	-38.23	-13.00	25.23	Vertical
10500.03	-52.39	18.21	-34.18	-13.00	21.18	Vertical
14000.04	-51.81	25.38	-26.43	-13.00	13.43	Vertical
7000.02	-49.10	10.49	-38.61	-13.00	25.61	Horizontal
10500.03	-51.51	18.21	-33.30	-13.00	20.30	Horizontal
14000.04	-52.09	25.38	-26.71	-13.00	13.71	Horizontal
Highest						
Frequency (MHz)	Spurious Emission level (dBm)	Factor (dB)	Level at antenna terminals (dBm)	Limit Line (dBm)	Margin (dB)	Polarization
7089.96	-48.99	11.50	-37.49	-13.00	24.49	Vertical
10634.94	-52.96	18.71	-34.25	-13.00	21.25	Vertical
14179.92	-51.80	26.86	-24.94	-13.00	11.94	Vertical
7089.96	-50.08	11.50	-38.58	-13.00	25.58	Horizontal
10634.94	-51.77	18.71	-33.06	-13.00	20.06	Horizontal
14179.92	-52.34	26.86	-25.48	-13.00	12.48	Horizontal

Band n78(3450MHz ~ 3550MHz) (100MHz)-SCS 30kHz						
100MHz(Edge_1RB_Left) for DFT-s-OFDM Pi/2 BPSK						
Lowest						
Frequency (MHz)	Spurious Emission level (dBm)	Factor (dB)	Level at antenna terminals (dBm)	Limit Line (dBm)	Margin (dB)	Polarization
/	/	/	/	/	/	Vertical
/	/	/	/	/	/	Vertical
/	/	/	/	/	/	Vertical
/	/	/	/	/	/	Horizontal
/	/	/	/	/	/	Horizontal
/	/	/	/	/	/	Horizontal
Middle						
Frequency (MHz)	Spurious Emission level (dBm)	Factor (dB)	Level at antenna terminals (dBm)	Limit Line (dBm)	Margin (dB)	Polarization
7000.02	-49.16	10.49	-38.67	-13.00	25.67	Vertical
10500.03	-52.82	18.21	-34.61	-13.00	21.61	Vertical
14000.04	-51.32	25.38	-25.94	-13.00	12.94	Vertical
7000.02	-49.33	10.49	-38.84	-13.00	25.84	Horizontal
10500.03	-51.02	18.21	-32.81	-13.00	19.81	Horizontal
14000.04	-52.50	25.38	-27.12	-13.00	14.12	Horizontal
Highest						
Frequency (MHz)	Spurious Emission level (dBm)	Factor (dB)	Level at antenna terminals (dBm)	Limit Line (dBm)	Margin (dB)	Polarization
/	/	/	/	/	/	Vertical
/	/	/	/	/	/	Vertical
/	/	/	/	/	/	Vertical
/	/	/	/	/	/	Horizontal
/	/	/	/	/	/	Horizontal
/	/	/	/	/	/	Horizontal

Band n78(3700MHz ~ 3800MHz) (10MHz)-SCS 15kHz						
10MHz(Edge_1RB_Left) for DFT-s-OFDM Pi/2 BPSK						
Lowest						
Frequency (MHz)	Spurious Emission level (dBm)	Factor (dB)	Level at antenna terminals (dBm)	Limit Line (dBm)	Margin (dB)	Polarization
7410.00	-49.98	12.64	-37.34	-13.00	24.34	Vertical
11115.00	-51.71	18.78	-32.93	-13.00	19.93	Vertical
14820.00	-50.45	26.68	-23.77	-13.00	10.77	Vertical
7410.00	-50.34	12.64	-37.70	-13.00	24.70	Horizontal
11115.00	-50.77	18.78	-31.99	-13.00	18.99	Horizontal
14820.00	-52.10	26.68	-25.42	-13.00	12.42	Horizontal
Middle						
Frequency (MHz)	Spurious Emission level (dBm)	Factor (dB)	Level at antenna terminals (dBm)	Limit Line (dBm)	Margin (dB)	Polarization
7500.00	-49.64	12.48	-37.16	-13.00	24.16	Vertical
11250.00	-51.62	19.20	-32.42	-13.00	19.42	Vertical
15000.00	-50.59	25.36	-25.23	-13.00	12.23	Vertical
7500.00	-49.91	12.48	-37.43	-13.00	24.43	Horizontal
11250.00	-50.87	19.20	-31.67	-13.00	18.67	Horizontal
15000.00	-52.19	25.36	-26.83	-13.00	13.83	Horizontal
Highest						
Frequency (MHz)	Spurious Emission level (dBm)	Factor (dB)	Level at antenna terminals (dBm)	Limit Line (dBm)	Margin (dB)	Polarization
7590.00	-49.68	13.18	-36.50	-13.00	23.50	Vertical
11385.00	-51.86	18.42	-33.44	-13.00	20.44	Vertical
15180.00	-50.28	23.31	-26.97	-13.00	13.97	Vertical
7590.00	-49.78	13.18	-36.60	-13.00	23.60	Horizontal
11385.00	-50.87	18.42	-32.45	-13.00	19.45	Horizontal
15180.00	-51.77	23.31	-28.46	-13.00	15.46	Horizontal

Band n78(3700MHz ~ 3800MHz) (50MHz)-SCS 15kHz						
50MHz(Edge_1RB_Left) for DFT-s-OFDM Pi/2 BPSK						
Lowest						
Frequency (MHz)	Spurious Emission level (dBm)	Factor (dB)	Level at antenna terminals (dBm)	Limit Line (dBm)	Margin (dB)	Polarization
7450.02	-49.58	12.49	-37.09	-13.00	24.09	Vertical
11175.03	-52.33	18.85	-33.48	-13.00	20.48	Vertical
14900.04	-50.32	26.90	-23.42	-13.00	10.42	Vertical
7450.02	-50.06	12.49	-37.57	-13.00	24.57	Horizontal
11175.03	-51.26	18.85	-32.41	-13.00	19.41	Horizontal
14900.04	-51.62	26.90	-24.72	-13.00	11.72	Horizontal
Middle						
Frequency (MHz)	Spurious Emission level (dBm)	Factor (dB)	Level at antenna terminals (dBm)	Limit Line (dBm)	Margin (dB)	Polarization
7500.00	-49.80	12.48	-37.32	-13.00	24.32	Vertical
11250.00	-52.43	19.20	-33.23	-13.00	20.23	Vertical
15000.00	-49.85	25.36	-24.49	-13.00	11.49	Vertical
7500.00	-50.18	12.48	-37.70	-13.00	24.70	Horizontal
11250.00	-51.63	19.20	-32.43	-13.00	19.43	Horizontal
15000.00	-51.51	25.36	-26.15	-13.00	13.15	Horizontal
Highest						
Frequency (MHz)	Spurious Emission level (dBm)	Factor (dB)	Level at antenna terminals (dBm)	Limit Line (dBm)	Margin (dB)	Polarization
7549.98	-50.06	12.72	-37.34	-13.00	24.34	Vertical
11324.97	-52.30	19.12	-33.18	-13.00	20.18	Vertical
15099.96	-49.36	24.92	-24.44	-13.00	11.44	Vertical
7549.98	-50.46	12.72	-37.74	-13.00	24.74	Horizontal
11324.97	-51.88	19.12	-32.76	-13.00	19.76	Horizontal
15099.96	-51.38	24.92	-26.46	-13.00	13.46	Horizontal

Band n78(3700MHz ~ 3800MHz) (10MHz)-SCS 30kHz						
10MHz(Edge_1RB_Left) for DFT-s-OFDM Pi/2 BPSK						
Lowest						
Frequency (MHz)	Spurious Emission level (dBm)	Factor (dB)	Level at antenna terminals (dBm)	Limit Line (dBm)	Margin (dB)	Polarization
7410.00	-49.64	12.64	-37.00	-13.00	24.00	Vertical
11115.00	-52.02	18.78	-33.24	-13.00	20.24	Vertical
14820.00	-49.39	26.68	-22.71	-13.00	9.71	Vertical
7410.00	-50.52	12.64	-37.88	-13.00	24.88	Horizontal
11115.00	-51.66	18.78	-32.88	-13.00	19.88	Horizontal
14820.00	-51.22	26.68	-24.54	-13.00	11.54	Horizontal
Middle						
Frequency (MHz)	Spurious Emission level (dBm)	Factor (dB)	Level at antenna terminals (dBm)	Limit Line (dBm)	Margin (dB)	Polarization
7500.00	-49.71	12.48	-37.23	-13.00	24.23	Vertical
11250.00	-51.76	19.20	-32.56	-13.00	19.56	Vertical
15000.00	-49.69	25.36	-24.33	-13.00	11.33	Vertical
7500.00	-50.82	12.48	-38.34	-13.00	25.34	Horizontal
11250.00	-51.78	19.20	-32.58	-13.00	19.58	Horizontal
15000.00	-51.15	25.36	-25.79	-13.00	12.79	Horizontal
Highest						
Frequency (MHz)	Spurious Emission level (dBm)	Factor (dB)	Level at antenna terminals (dBm)	Limit Line (dBm)	Margin (dB)	Polarization
7590.00	-49.78	13.18	-36.60	-13.00	23.60	Vertical
11385.00	-52.21	18.42	-33.79	-13.00	20.79	Vertical
15180.00	-49.93	23.31	-26.62	-13.00	13.62	Vertical
7590.00	-50.98	13.18	-37.80	-13.00	24.80	Horizontal
11385.00	-51.47	18.42	-33.05	-13.00	20.05	Horizontal
15180.00	-51.47	23.31	-28.16	-13.00	15.16	Horizontal

Band n78(3700MHz ~ 3800MHz) (100MHz)-SCS 30kHz						
100MHz(Edge_1RB_Left) for DFT-s-OFDM Pi/2 BPSK						
Lowest						
Frequency (MHz)	Spurious Emission level (dBm)	Factor (dB)	Level at antenna terminals (dBm)	Limit Line (dBm)	Margin (dB)	Polarization
/	/	/	/	/	/	Vertical
/	/	/	/	/	/	Vertical
/	/	/	/	/	/	Vertical
/	/	/	/	/	/	Horizontal
/	/	/	/	/	/	Horizontal
/	/	/	/	/	/	Horizontal
Middle						
Frequency (MHz)	Spurious Emission level (dBm)	Factor (dB)	Level at antenna terminals (dBm)	Limit Line (dBm)	Margin (dB)	Polarization
7500.00	-48.97	12.48	-36.49	-13.00	23.49	Vertical
11250.00	-52.64	19.20	-33.44	-13.00	20.44	Vertical
15000.00	-49.45	25.36	-24.09	-13.00	11.09	Vertical
7500.00	-50.62	12.48	-38.14	-13.00	25.14	Horizontal
11250.00	-51.73	19.20	-32.53	-13.00	19.53	Horizontal
15000.00	-50.67	25.36	-25.31	-13.00	12.31	Horizontal
Highest						
Frequency (MHz)	Spurious Emission level (dBm)	Factor (dB)	Level at antenna terminals (dBm)	Limit Line (dBm)	Margin (dB)	Polarization
/	/	/	/	/	/	Vertical
/	/	/	/	/	/	Vertical
/	/	/	/	/	/	Vertical
/	/	/	/	/	/	Horizontal
/	/	/	/	/	/	Horizontal
/	/	/	/	/	/	Horizontal

DC 5A-n78A(3450MHz ~ 3550MHz) (10MHz)-SCS 15kHz						
10MHz(Edge_1RB_Left) for DFT-s-OFDM Pi/2 BPSK						
Lowest						
Frequency (MHz)	Spurious Emission level (dBm)	Factor (dB)	Level at antenna terminals (dBm)	Limit Line (dBm)	Margin (dB)	Polarization
6910.02	-49.15	10.75	-38.40	-13.00	25.40	Vertical
10365.03	-49.97	17.40	-32.57	-13.00	19.57	Vertical
13820.04	-49.64	23.61	-26.03	-13.00	13.03	Vertical
6910.02	-50.20	10.75	-39.45	-13.00	26.45	Horizontal
10365.03	-49.93	17.40	-32.53	-13.00	19.53	Horizontal
13820.04	-50.28	23.61	-26.67	-13.00	13.67	Horizontal
Middle						
Frequency (MHz)	Spurious Emission level (dBm)	Factor (dB)	Level at antenna terminals (dBm)	Limit Line (dBm)	Margin (dB)	Polarization
6999.99	-49.22	10.51	-38.71	-13.00	25.71	Vertical
10499.99	-49.69	18.37	-31.32	-13.00	18.32	Vertical
13999.98	-49.75	25.38	-24.37	-13.00	11.37	Vertical
6999.99	-50.25	10.51	-39.74	-13.00	26.74	Horizontal
10499.99	-50.26	18.37	-31.89	-13.00	18.89	Horizontal
13999.98	-50.29	25.38	-24.91	-13.00	11.91	Horizontal
Highest						
Frequency (MHz)	Spurious Emission level (dBm)	Factor (dB)	Level at antenna terminals (dBm)	Limit Line (dBm)	Margin (dB)	Polarization
7089.99	-48.98	11.50	-37.48	-13.00	24.48	Vertical
10634.99	-50.47	18.87	-31.60	-13.00	18.60	Vertical
14179.98	-49.03	26.86	-22.17	-13.00	9.17	Vertical
7089.99	-49.74	11.50	-38.24	-13.00	25.24	Horizontal
10634.99	-50.09	18.87	-31.22	-13.00	18.22	Horizontal
14179.98	-50.28	26.86	-23.42	-13.00	10.42	Horizontal

DC 5A-n78A(3450MHz ~ 3550MHz) (50MHz)-SCS 15kHz						
50MHz(Edge_1RB_Left) for DFT-s-OFDM Pi/2 BPSK						
Lowest						
Frequency (MHz)	Spurious Emission level (dBm)	Factor (dB)	Level at antenna terminals (dBm)	Limit Line (dBm)	Margin (dB)	Polarization
6950.01	-49.29	10.50	-38.79	-13.00	25.79	Vertical
10425.02	-50.09	17.63	-32.46	-13.00	19.46	Vertical
13900.02	-49.36	24.60	-24.76	-13.00	11.76	Vertical
6950.01	-50.59	10.50	-40.09	-13.00	27.09	Horizontal
10425.02	-49.77	17.63	-32.14	-13.00	19.14	Horizontal
13900.02	-49.89	24.60	-25.29	-13.00	12.29	Horizontal
Middle						
Frequency (MHz)	Spurious Emission level (dBm)	Factor (dB)	Level at antenna terminals (dBm)	Limit Line (dBm)	Margin (dB)	Polarization
6999.99	-48.80	10.49	-38.31	-13.00	25.31	Vertical
10499.99	-50.38	18.21	-32.17	-13.00	19.17	Vertical
13999.98	-48.94	25.38	-23.56	-13.00	10.56	Vertical
6999.99	-50.28	10.49	-39.79	-13.00	26.79	Horizontal
10499.99	-49.33	18.21	-31.12	-13.00	18.12	Horizontal
13999.98	-50.32	25.38	-24.94	-13.00	11.94	Horizontal
Highest						
Frequency (MHz)	Spurious Emission level (dBm)	Factor (dB)	Level at antenna terminals (dBm)	Limit Line (dBm)	Margin (dB)	Polarization
7050.00	-48.60	11.08	-37.52	-13.00	24.52	Vertical
10575.00	-50.76	18.53	-32.23	-13.00	19.23	Vertical
14100.00	-49.10	26.24	-22.86	-13.00	9.86	Vertical
7050.00	-50.05	11.08	-38.97	-13.00	25.97	Horizontal
10575.00	-49.60	18.53	-31.07	-13.00	18.07	Horizontal
14100.00	-50.25	26.24	-24.01	-13.00	11.01	Horizontal

DC 5A-n78A(3450MHz ~ 3550MHz) (10MHz)-SCS 30kHz						
10MHz(Edge_1RB_Left) for DFT-s-OFDM Pi/2 BPSK						
Lowest						
Frequency (MHz)	Spurious Emission level (dBm)	Factor (dB)	Level at antenna terminals (dBm)	Limit Line (dBm)	Margin (dB)	Polarization
6910.02	-48.97	10.75	-38.22	-13.00	25.22	Vertical
10365.03	-50.64	17.58	-33.06	-13.00	20.06	Vertical
13820.04	-48.57	23.61	-24.96	-13.00	11.96	Vertical
6910.02	-49.53	10.75	-38.78	-13.00	25.78	Horizontal
10365.03	-49.61	17.58	-32.03	-13.00	19.03	Horizontal
13820.04	-50.24	23.61	-26.63	-13.00	13.63	Horizontal
Middle						
Frequency (MHz)	Spurious Emission level (dBm)	Factor (dB)	Level at antenna terminals (dBm)	Limit Line (dBm)	Margin (dB)	Polarization
7000.02	-48.64	10.49	-38.15	-13.00	25.15	Vertical
10500.03	-50.33	18.21	-32.12	-13.00	19.12	Vertical
14000.04	-49.01	25.38	-23.63	-13.00	10.63	Vertical
7000.02	-49.68	10.49	-39.19	-13.00	26.19	Horizontal
10500.03	-49.64	18.21	-31.43	-13.00	18.43	Horizontal
14000.04	-50.57	25.38	-25.19	-13.00	12.19	Horizontal
Highest						
Frequency (MHz)	Spurious Emission level (dBm)	Factor (dB)	Level at antenna terminals (dBm)	Limit Line (dBm)	Margin (dB)	Polarization
7089.96	-48.88	11.50	-37.38	-13.00	24.38	Vertical
10634.94	-50.44	18.71	-31.73	-13.00	18.73	Vertical
14179.92	-48.89	26.86	-22.03	-13.00	9.03	Vertical
7089.96	-49.97	11.50	-38.47	-13.00	25.47	Horizontal
10634.94	-49.59	18.71	-30.88	-13.00	17.88	Horizontal
14179.92	-50.98	26.86	-24.12	-13.00	11.12	Horizontal

DC 5A-n78A(3450MHz ~ 3550MHz) (100MHz)-SCS 30kHz						
100MHz(Edge_1RB_Left) for DFT-s-OFDM Pi/2 BPSK						
Lowest						
Frequency (MHz)	Spurious Emission level (dBm)	Factor (dB)	Level at antenna terminals (dBm)	Limit Line (dBm)	Margin (dB)	Polarization
/	/	/	/	/	/	Vertical
/	/	/	/	/	/	Vertical
/	/	/	/	/	/	Vertical
/	/	/	/	/	/	Horizontal
/	/	/	/	/	/	Horizontal
/	/	/	/	/	/	Horizontal
Middle						
Frequency (MHz)	Spurious Emission level (dBm)	Factor (dB)	Level at antenna terminals (dBm)	Limit Line (dBm)	Margin (dB)	Polarization
7000.02	-47.92	10.49	-37.43	-13.00	24.43	Vertical
10500.03	-50.30	18.21	-32.09	-13.00	19.09	Vertical
14000.04	-49.28	25.38	-23.90	-13.00	10.90	Vertical
7000.02	-50.15	10.49	-39.66	-13.00	26.66	Horizontal
10500.03	-50.03	18.21	-31.82	-13.00	18.82	Horizontal
14000.04	-50.84	25.38	-25.46	-13.00	12.46	Horizontal
Highest						
Frequency (MHz)	Spurious Emission level (dBm)	Factor (dB)	Level at antenna terminals (dBm)	Limit Line (dBm)	Margin (dB)	Polarization
/	/	/	/	/	/	Vertical
/	/	/	/	/	/	Vertical
/	/	/	/	/	/	Vertical
/	/	/	/	/	/	Horizontal
/	/	/	/	/	/	Horizontal
/	/	/	/	/	/	Horizontal

DC 5A-n78A(3700MHz ~ 3800MHz) (10MHz)-SCS 15kHz						
10MHz(Edge_1RB_Left) for DFT-s-OFDM Pi/2 BPSK						
Lowest						
Frequency (MHz)	Spurious Emission level (dBm)	Factor (dB)	Level at antenna terminals (dBm)	Limit Line (dBm)	Margin (dB)	Polarization
7410.00	-48.81	12.64	-36.17	-13.00	23.17	Vertical
11115.00	-49.29	18.78	-30.51	-13.00	17.51	Vertical
14820.00	-49.31	26.68	-22.63	-13.00	9.63	Vertical
7410.00	-49.88	12.64	-37.24	-13.00	24.24	Horizontal
11115.00	-49.98	18.78	-31.20	-13.00	18.20	Horizontal
14820.00	-50.66	26.68	-23.98	-13.00	10.98	Horizontal
Middle						
Frequency (MHz)	Spurious Emission level (dBm)	Factor (dB)	Level at antenna terminals (dBm)	Limit Line (dBm)	Margin (dB)	Polarization
7500.00	-49.22	12.48	-36.74	-13.00	23.74	Vertical
11250.00	-49.69	19.20	-30.49	-13.00	17.49	Vertical
15000.00	-49.75	25.36	-24.39	-13.00	11.39	Vertical
7500.00	-50.25	12.48	-37.77	-13.00	24.77	Horizontal
11250.00	-50.26	19.20	-31.06	-13.00	18.06	Horizontal
15000.00	-50.29	25.36	-24.93	-13.00	11.93	Horizontal
Highest						
Frequency (MHz)	Spurious Emission level (dBm)	Factor (dB)	Level at antenna terminals (dBm)	Limit Line (dBm)	Margin (dB)	Polarization
7590.00	-48.62	13.18	-35.44	-13.00	22.44	Vertical
11385.00	-49.63	18.42	-31.21	-13.00	18.21	Vertical
15180.00	-49.66	23.31	-26.35	-13.00	13.35	Vertical
7590.00	-49.68	13.18	-36.50	-13.00	23.50	Horizontal
11385.00	-50.01	18.42	-31.59	-13.00	18.59	Horizontal
15180.00	-50.63	23.31	-27.32	-13.00	14.32	Horizontal


DC 5A-n78A(3700MHz ~ 3800MHz) (50MHz)-SCS 15kHz						
50MHz(Edge_1RB_Left) for DFT-s-OFDM Pi/2 BPSK						
Lowest						
Frequency (MHz)	Spurious Emission level (dBm)	Factor (dB)	Level at antenna terminals (dBm)	Limit Line (dBm)	Margin (dB)	Polarization
7450.02	-49.96	12.49	-37.47	-13.00	24.47	Vertical
11175.03	-49.14	18.85	-30.29	-13.00	17.29	Vertical
14900.04	-49.64	26.90	-22.74	-13.00	9.74	Vertical
7450.02	-49.97	12.49	-37.48	-13.00	24.48	Horizontal
11175.03	-50.95	18.85	-32.10	-13.00	19.10	Horizontal
14900.04	-50.42	26.90	-23.52	-13.00	10.52	Horizontal
Middle						
Frequency (MHz)	Spurious Emission level (dBm)	Factor (dB)	Level at antenna terminals (dBm)	Limit Line (dBm)	Margin (dB)	Polarization
7500.00	-49.71	12.48	-37.23	-13.00	24.23	Vertical
11250.00	-49.61	19.20	-30.41	-13.00	17.41	Vertical
15000.00	-49.32	25.36	-23.96	-13.00	10.96	Vertical
7500.00	-49.61	12.48	-37.13	-13.00	24.13	Horizontal
11250.00	-51.09	19.20	-31.89	-13.00	18.89	Horizontal
15000.00	-50.32	25.36	-24.96	-13.00	11.96	Horizontal
Highest						
Frequency (MHz)	Spurious Emission level (dBm)	Factor (dB)	Level at antenna terminals (dBm)	Limit Line (dBm)	Margin (dB)	Polarization
7549.98	-48.48	12.72	-35.76	-13.00	22.76	Vertical
11324.97	-49.53	19.12	-30.41	-13.00	17.41	Vertical
15099.96	-50.06	24.92	-25.14	-13.00	12.14	Vertical
7549.98	-49.53	12.72	-36.81	-13.00	23.81	Horizontal
11324.97	-49.87	19.12	-30.75	-13.00	17.75	Horizontal
15099.96	-50.62	24.92	-25.70	-13.00	12.70	Horizontal

DC 5A-n78A(3700MHz ~ 3800MHz) (10MHz)-SCS 30kHz						
10MHz(Edge_1RB_Left) for DFT-s-OFDM Pi/2 BPSK						
Lowest						
Frequency (MHz)	Spurious Emission level (dBm)	Factor (dB)	Level at antenna terminals (dBm)	Limit Line (dBm)	Margin (dB)	Polarization
7410.00	-50.40	12.64	-37.76	-13.00	24.76	Vertical
11115.00	-49.58	18.78	-30.80	-13.00	17.80	Vertical
14820.00	-49.30	26.68	-22.62	-13.00	9.62	Vertical
7410.00	-50.31	12.64	-37.67	-13.00	24.67	Horizontal
11115.00	-50.73	18.78	-31.95	-13.00	18.95	Horizontal
14820.00	-50.46	26.68	-23.78	-13.00	10.78	Horizontal
Middle						
Frequency (MHz)	Spurious Emission level (dBm)	Factor (dB)	Level at antenna terminals (dBm)	Limit Line (dBm)	Margin (dB)	Polarization
7500.00	-50.53	12.48	-38.05	-13.00	25.05	Vertical
11250.00	-49.27	19.20	-30.07	-13.00	17.07	Vertical
15000.00	-49.43	25.36	-24.07	-13.00	11.07	Vertical
7500.00	-50.47	12.48	-37.99	-13.00	24.99	Horizontal
11250.00	-51.06	19.20	-31.86	-13.00	18.86	Horizontal
15000.00	-50.57	25.36	-25.21	-13.00	12.21	Horizontal
Highest						
Frequency (MHz)	Spurious Emission level (dBm)	Factor (dB)	Level at antenna terminals (dBm)	Limit Line (dBm)	Margin (dB)	Polarization
7590.00	-50.14	13.18	-36.96	-13.00	23.96	Vertical
11385.00	-49.41	18.42	-30.99	-13.00	17.99	Vertical
15180.00	-49.77	23.31	-26.46	-13.00	13.46	Vertical
7590.00	-50.09	13.18	-36.91	-13.00	23.91	Horizontal
11385.00	-51.34	18.42	-32.92	-13.00	19.92	Horizontal
15180.00	-50.99	23.31	-27.68	-13.00	14.68	Horizontal


DC 5A-n78A(3700MHz ~ 3800MHz) (100MHz)-SCS 30kHz						
100MHz(Edge_1RB_Left) for DFT-s-OFDM Pi/2 BPSK						
Lowest						
Frequency (MHz)	Spurious Emission level (dBm)	Factor (dB)	Level at antenna terminals (dBm)	Limit Line (dBm)	Margin (dB)	Polarization
/	/	/	/	/	/	Vertical
/	/	/	/	/	/	Vertical
/	/	/	/	/	/	Vertical
/	/	/	/	/	/	Horizontal
/	/	/	/	/	/	Horizontal
/	/	/	/	/	/	Horizontal
Middle						
Frequency (MHz)	Spurious Emission level (dBm)	Factor (dB)	Level at antenna terminals (dBm)	Limit Line (dBm)	Margin (dB)	Polarization
7500.00	-49.70	12.48	-37.22	-13.00	24.22	Vertical
11250.00	-49.80	19.20	-30.60	-13.00	17.60	Vertical
15000.00	-50.10	25.36	-24.74	-13.00	11.74	Vertical
7500.00	-49.67	12.48	-37.19	-13.00	24.19	Horizontal
11250.00	-50.54	19.20	-31.34	-13.00	18.34	Horizontal
15000.00	-50.84	25.36	-25.48	-13.00	12.48	Horizontal
Highest						
Frequency (MHz)	Spurious Emission level (dBm)	Factor (dB)	Level at antenna terminals (dBm)	Limit Line (dBm)	Margin (dB)	Polarization
/	/	/	/	/	/	Vertical
/	/	/	/	/	/	Vertical
/	/	/	/	/	/	Vertical
/	/	/	/	/	/	Horizontal
/	/	/	/	/	/	Horizontal
/	/	/	/	/	/	Horizontal

7 Test Setup Photo

Radiated Spurious Emission
Below 1GHz



Above 1GHz



8 EUT Constructional Details

Reference to the test report No. JYTSZB-R12-2101980

-----End of report-----