

FCC REPORT (LTE)

Applicant: TECNO MOBILE LIMITED

Address of Applicant: FLAT 39 8/F BLOCK D WAH LOK INDUSTRIAL CENTRE 31-35 SHAN MEI STREET FOTAN NT

Equipment Under Test (EUT)

Product Name: Mobile Phone

Model No.: LE7

Trade mark: TECNO

FCC ID: 2ADYY-LE7

Applicable standards: FCC CFR Title 47 Part 2
FCC CFR Title 47 Part 22 Subpart H
FCC CFR Title 47 Part 24 Subpart E
FCC CFR Title 47 Part 27 Subpart L
FCC CFR Title 47 Part 27 Subpart M
FCC CFR Title 47 Part 27 Subpart H

Date of sample receipt: 25 Feb., 2021

Date of Test: 26 Feb., to 16 Mar., 2021

Date of report issued: 17 Mar., 2021

Test Result: PASS*

*In the configuration tested, the EUT complied with the standards specified above.

Authorized Signature:



Bruce Zhang
Laboratory Manager

This report details the results of the testing carried out on one sample. The results contained in this test report do not relate to other samples of the same product and does not permit the use of the JYT product certification mark. The manufacturer should ensure that all products in series production are in conformity with the product sample detailed in this report.

This report may only be reproduced and distributed in full. If the product in this report is used in any configuration other than that detailed in the report, the manufacturer must ensure the new system complies with all relevant standards.

This document cannot be reproduced except in full, without prior written approval of the Company. Any unauthorized alteration, forgery or falsification of the content or appearance of this document is unlawful, and offenders may be prosecuted to the fullest extent of the law. Unless otherwise stated the results shown in this test report refer only to the sample(s) tested and such sample(s) are retained for 90 days only.

2. Version

Version No.	Date	Description
00	17 Mar., 2021	Original

Tested by: Mike.ou **Date:** 17 Mar., 2021
Test Engineer

Reviewed by: Winner Zhang **Date:** 17 Mar., 2021
Project Engineer

3. Contents

Page

1.	COVER	1
2.	VERSION.....	2
3.	CONTENTS.....	3
4.	TEST SUMMARY.....	4
5.	GENERAL INFORMATION.....	5
5.1	CLIENT INFORMATION.....	5
5.2	GENERAL DESCRIPTION OF E.U.T.....	5
5.3	TEST ENVIRONMENT AND MODE, AND TEST SAMPLES PLANS	13
5.4	DESCRIPTION OF SUPPORT UNITS.....	13
5.5	MEASUREMENT UNCERTAINTY.....	13
5.6	RELATED SUBMITTAL(S) / GRANT (S)	13
5.7	ADDITIONS TO, DEVIATIONS, OR EXCLUSIONS FROM THE METHOD	13
5.8	LABORATORY FACILITY	13
5.9	LABORATORY LOCATION	14
5.10	TEST INSTRUMENTS LIST	14
6.	TEST RESULTS.....	15
6.1	CONDUCTED OUTPUT POWER, ERP AND EIRP	15
6.2	PEAK-TO-AVERAGE RATIO.....	31
6.3	OCCUPY BANDWIDTH	35
6.4	OUT OF BAND EMISSION AT ANTENNA TERMINALS	69
6.5	FIELD STRENGTH OF SPURIOUS RADIATION MEASUREMENT.....	127
6.6	FREQUENCY STABILITY V.S. TEMPERATURE MEASUREMENT.....	143
6.7	FREQUENCY STABILITY V.S. VOLTAGE MEASUREMENT	151
7	TEST SETUP PHOTO.....	155
8	EUT CONSTRUCTIONAL DETAILS.....	156

4. Test Summary

Test Items	Section in CFR 47	Result
RF Exposure (SAR)	Part 1.1307 Part 2.1093	Passed (Please refer to SAR Report)
RF Output Power	Part 2.1046 Part 22.913 (a)(5) Part 24.232 (c) Part 27.50 (c)(10) Part 27.50 (d)(4) Part 27.50 (h)(2)	Pass
Peak-to-Average Ratio	Part 24.232 (d) Part 27.50(d)(5)	Pass
Modulation Characteristics	Part 2.1047	Pass
99% & -26 dB Occupied Bandwidth	Part 2.1049 Part 22.917(b) Part 24.238(b) Part 27.53(g) Part 27.53(h) Part 27.53(m)	Pass
Out of band emission at antenna terminals	Part 2.1053 Part 22.917(a) Part 24.238 (a) Part 27.53 (g) Part 27.53 (h) Part 27.53(m)	Pass
Field strength of spurious radiation	Part 22.917(a) Part 24.238 (a) Part 27.53 (g) Part 27.53 (h) Part 27.53(m)	Pass
Frequency stability vs. temperature	Part 22.355 Part 24.235 Part 27.54 Part 2.1055(a)(1)(b)	Pass
Frequency stability vs. voltage	Part 22.355 Part 24.235 Part 27.54 Part 2.1055(d)(2)	Pass
Remark: 1. Pass: The EUT complies with the essential requirements in the standard. 2. The cable insertion loss used by "RF Output Power" and other conduction measurement items is 0.5dB(Fundamental Frequency below 1GHz)/1.0dB(Fundamental Frequency above 1GHz) (provided by the customer).		
Test Method:	ANSI/TIA-603-E-2016 ANSI C63.26-2015	

5. General Information

5.1 Client Information

Applicant:	TECNO MOBILE LIMITED
Address:	FLAT 39 8/F BLOCK D WAH LOK INDUSTRIAL CENTRE 31-35 SHAN MEI STREET FOTAN NT
Manufacturer:	TECNO MOBILE LIMITED
Address:	FLAT 39 8/F BLOCK D WAH LOK INDUSTRIAL CENTRE 31-35 SHAN MEI STREET FOTAN NT
Factory:	SHENZHEN TECNO TECHNOLOGY CO., LTD.
Address:	101, Building 24, Waijing Industrial Park, Fumin Community, Fucheng Street, Longhua District, Shenzhen City, P.R.China

5.2 General Description of E.U.T.

Product Name:	Mobile Phone		
Model No.:	LE7		
Operation Frequency range:	LTE Band 2:	TX: 1850MHz-1910MHz	RX: 1930MHz-1990MHz
	LTE Band 4:	TX: 1710MHz-1755MHz	RX: 2110MHz-2155MHz
	LTE Band 5:	TX: 824MHz-849MHz	RX: 869MHz-894MHz
	LTE Band 7:	TX: 2500MHz-2570MHz	RX: 2620MHz-2690MHz
	LTE Band 17:	TX: 704MHz-716MHz	RX: 734MHz-746MHz
	LTE Band 38:	TX: 2570MHz-2620MHz	RX: 2570MHz-2620MHz
	LTE Band 41:	TX: 2535MHz-2655MHz	RX: 2535MHz-2655MHz
Modulation type:	<input checked="" type="checkbox"/> QPSK	<input checked="" type="checkbox"/> 16QAM	<input checked="" type="checkbox"/> 64QAM
Antenna type:	Internal Antenna		
Antenna gain:	LTE Band 2:	-0.5 dBi(declare by Applicant)	
	LTE Band 4:	-0.7 dBi(declare by Applicant)	
	LTE Band 5:	-1.5 dBi(declare by Applicant)	
	LTE Band 7:	-0.4 dBi(declare by Applicant)	
	LTE Band 17:	-1.9 dBi(declare by Applicant)	
	LTE Band 38:	-0.4 dBi(declare by Applicant)	
	LTE Band 41:	-0.4 dBi(declare by Applicant)	
Power supply:	Rechargeable Li-ion polymer Battery DC3.87, 6850mAh		
AC adapter:	Model: U180TSA Input: AC100-240V, 50/60Hz, 0.6A Output: DC 5.0V - 9.0V == 2A, 9.0V - 12.0V == 1.5A		
Test Sample Condition:	The applicant provided engineering samples for staying in continuously transmitting for testing.		

Operation Frequency List:

LTE Band 2 (1.4MHz)		LTE Band 2 (3MHz)	
Channel	Frequency (MHz)	Channel	Frequency (MHz)
18607	1850.70	18615	1851.50
18608	1850.80	18616	1851.60
....
18899	1879.90	18899	1879.90
18900	1880.00	18900	1880.00
18901	1880.10	18901	1880.10
...
19193	1909.20	19185	1908.40
19194	1909.30	19186	1908.50
LTE Band 2 (5MHz)		LTE Band 2 (10MHz)	
Channel	Frequency (MHz)	Channel	Frequency (MHz)
18625	1852.50	18650	1855.00
18626	1852.60	18651	1855.10
....
18899	1879.90	18899	1879.90
18900	1880.00	18900	1880.00
18901	1880.10	18901	1880.10
...
19175	1907.40	19150	1904.90
19176	1907.50	19151	1905.00
LTE Band 2 (15MHz)		LTE Band 2 (20MHz)	
Channel	Frequency (MHz)	Channel	Frequency (MHz)
18675	1857.50	18700	1860.00
18676	1857.60	18701	1860.10
....
18899	1879.90	18899	1879.90
18900	1880.00	18900	1880.00
18901	1880.10	18901	1880.10
...
19125	1902.40	19100	1899.90
19126	1902.50	19101	1900.00

LTE Band 4 (1.4MHz)		LTE Band 4 (3MHz)	
Channel	Frequency (MHz)	Channel	Frequency (MHz)
19957	1710.70	19965	1711.50
19958	1710.80	19966	1711.60
....
20174	1732.40	20174	1732.40
20175	1732.50	20175	1732.50
20176	1732.60	20176	1732.60
...
20392	1754.20	20384	1753.40
20393	1754.30	20385	1753.50
LTE Band 4 (5MHz)		LTE Band 4 (10MHz)	
Channel	Frequency (MHz)	Channel	Frequency (MHz)
19975	1712.50	20000	1715.00
19976	1712.60	20001	1715.10
....
20174	1732.40	20174	1732.40
20175	1732.50	20175	1732.50
20176	1732.60	20176	1732.60
...
20374	1752.40	20349	1749.90
20375	1752.50	20350	1750.00
LTE Band 4 (15MHz)		LTE Band 4 (20MHz)	
Channel	Frequency (MHz)	Channel	Frequency (MHz)
20025	1717.50	20050	1720.00
20026	1717.60	20051	1720.10
....
20174	1732.40	20174	1732.40
20175	1732.50	20175	1732.50
20176	1732.60	20176	1732.60
...
20324	1747.40	20299	1744.90
20325	1747.50	20300	1745.00

LTE Band 5 (1.4MHz)		LTE Band 5 (3MHz)	
Channel	Frequency (MHz)	Channel	Frequency (MHz)
20407	824.70	20415	825.50
20408	824.80	20416	825.60
....
20524	836.40	20524	836.40
20525	836.50	20525	836.50
20526	836.60	20526	836.60
...
20642	848.20	20634	847.40
20643	848.30	20635	847.50
LTE Band 5 (5MHz)		LTE Band 5 (10MHz)	
Channel	Frequency (MHz)	Channel	Frequency (MHz)
20425	826.50	20450	829.00
20426	826.60	20451	829.10
....
20524	836.40	20524	836.40
20525	836.50	20525	836.50
20526	836.60	20526	836.60
...
20624	846.40	20599	839.90
20625	846.50	20600	844.00

LTE Band 7 (5MHz)		LTE Band 7 (10MHz)	
Channel	Frequency (MHz)	Channel	Frequency (MHz)
20775	2502.50	20800	2505.00
20776	2502.60	20801	2502.10
....
21099	2534.90	21099	2534.90
21100	2535.00	21100	2535.00
21101	2535.20	21101	2535.20
...
21424	2567.40	21399	2564.90
21425	2567.50	21400	2565.00
LTE Band 7 (15MHz)		LTE Band 7 (20MHz)	
Channel	Frequency (MHz)	Channel	Frequency (MHz)
20825	2507.50	20850	2510.00
20826	2507.60	20851	2510.10
....
21099	2534.90	21099	2534.90
21100	2535.00	21100	2535.00
21101	2535.20	21101	2535.20
...
21374	2562.40	21349	2559.90
21375	2562.50	21350	2560.00

LTE Band 17 (5MHz)		LTE Band 17 (10MHz)	
Channel	Frequency (MHz)	Channel	Frequency (MHz)
23755	706.50	23780	709.00
23756	706.60	23781	709.10
....
23789	709.90	23789	709.90
23790	710.00	23790	710.00
23791	710.10	23791	710.10
...
23824	713.40	23799	710.90
23825	713.50	23800	711.00

LTE Band 38 (5MHz)		LTE Band 38 (10MHz)	
Channel	Frequency (MHz)	Channel	Frequency (MHz)
Channel	Frequency (MHz)	37800	2575.00
37775	2572.50	37801	2575.10
37776	2572.60
....	37999	2594.90
37999	2594.90	38000	2595.00
38000	2595.00	38001	2595.10
38001	2595.10
...	...	38199	2614.90
38224	2617.50	38200	2615.00
LTE Band 38 (15MHz)		LTE Band 38 (20MHz)	
Channel	Frequency (MHz)	Channel	Frequency (MHz)
37825	2577.50	37850	2580.00
37826	2577.60	37851	2580.10
....
37999	2594.90	37999	2594.90
38000	2595.00	38000	2595.00
38001	2595.10	38001	2595.10
...
38174	2612.40	38149	2609.90
38175	2612.50	38150	2610.00

LTE Band 41 (5MHz)		LTE Band 41 (10MHz)	
Channel	Frequency (MHz)	Channel	Frequency (MHz)
40065	2537.50	40090	2540.00
40066	2537.60	40091	2540.10
....
40639	2594.90	40639	2594.90
40640	2595.00	40640	2595.00
40641	2595.10	40641	2595.10
...
41214	2652.40	41189	2649.90
41215	2652.50	41190	2650.00
LTE Band 41 (15MHz)		LTE Band 41 (20MHz)	
Channel	Frequency (MHz)	Channel	Frequency (MHz)
40115	2542.50	40140	2545.00
40116	2542.60	40141	2545.10
....
40639	2594.90	40639	2594.90
40640	2595.00	40640	2595.00
40641	2595.10	40641	2595.10
...
41164	2647.40	41139	2644.90
41165	2647.50	41140	2645.00

Regards to the operating frequency range, the lowest frequency, the middle frequency, and the highest frequency of channel were selected to perform the test, and the selected channels as below:

LTE Band 2 (1.4MHz)			LTE Band 2 (3MHz)		
Channel	Frequency (MHz)		Channel	Frequency (MHz)	
Lowest channel	18607	1850.70	Lowest channel	18615	1851.50
Middle channel	18900	1880.00	Middle channel	18900	1880.00
Highest channel	19193	1909.30	Highest channel	19185	1908.50
LTE Band 2 (5MHz)			LTE Band 2 (10MHz)		
Channel	Frequency (MHz)		Channel	Frequency (MHz)	
Lowest channel	18625	1852.50	Lowest channel	18650	1855.00
Middle channel	18900	1880.00	Middle channel	18900	1880.00
Highest channel	19175	1907.50	Highest channel	19150	1905.00
LTE Band 2 (15MHz)			LTE Band 2 (20MHz)		
Channel	Frequency (MHz)		Channel	Frequency (MHz)	
Lowest channel	18675	1857.50	Lowest channel	18700	1860.00
Middle channel	18900	1880.00	Middle channel	18900	1880.00
Highest channel	19125	1902.50	Highest channel	19100	1900.00

LTE Band 4 (1.4MHz)			LTE Band 4 (3MHz)		
Channel:	Frequency (MHz)		Channel	Frequency (MHz)	
Lowest channel	19957	1710.70	Lowest channel	19965	1711.50
Middle channel	20175	1732.50	Middle channel	20175	1732.50
Highest channel	20393	1754.30	Highest channel	20385	1753.50
LTE Band 4 (5MHz)			LTE Band 4 (10MHz)		
Channel	Frequency (MHz)		Channel	Frequency (MHz)	
Lowest channel	19975	1712.50	Lowest channel	20000	1715.00
Middle channel	20175	1732.50	Middle channel	20175	1732.50
Highest channel	20375	1752.50	Highest channel	20350	1750.00
LTE Band 4 (15MHz)			LTE Band 4 (20MHz)		
Channel	Frequency (MHz)		Channel	Frequency (MHz)	
Lowest channel	20025	1717.50	Lowest channel	20050	1720.00
Middle channel	20175	1732.50	Middle channel	20175	1732.50
Highest channel	20325	1747.50	Highest channel	20300	1745.00

LTE Band 5 (1.4MHz)			LTE Band 5 (3MHz)		
Channel:	Frequency (MHz)		Channel	Frequency (MHz)	
Lowest channel	20407	824.70	Lowest channel	20415	825.50
Middle channel	20525	836.50	Middle channel	20525	836.50
Highest channel	20643	848.30	Highest channel	20635	847.50
LTE Band 5 (5MHz)			LTE Band 5 (10MHz)		
Channel	Frequency (MHz)		Channel	Frequency (MHz)	
Lowest channel	20425	826.50	Lowest channel	20450	829.00
Middle channel	20525	836.50	Middle channel	20525	836.50
Highest channel	20625	846.50	Highest channel	20600	844.00

LTE Band 7 (5MHz)			LTE Band 7 (10MHz)		
Channel	Frequency (MHz)		Channel	Frequency (MHz)	
Lowest channel	20775	2502.50	Lowest channel	20800	2505.00
Middle channel	21100	2535.00	Middle channel	21100	2535.00
Highest channel	21425	2567.50	Highest channel	21400	2565.00
LTE Band 7 (15MHz)			LTE Band 7 (20MHz)		
Channel	Frequency (MHz)		Channel	Frequency (MHz)	
Lowest channel	20825	2507.50	Lowest channel	20850	2510.00
Middle channel	21100	2535.00	Middle channel	21100	2535.00
Highest channel	21375	2562.50	Highest channel	21350	2560.00

LTE Band 17(5MHz)			LTE Band 17(10MHz)		
Channel	Frequency (MHz)		Channel	Frequency (MHz)	
Lowest channel	23755	706.50	Lowest channel	23780	709.00
Middle channel	23790	710.00	Middle channel	23790	710.00
Highest channel	23825	713.50	Highest channel	23800	711.00

LTE Band 38 (5MHz)			LTE Band 38 (10MHz)		
Channel	Frequency (MHz)		Channel	Frequency (MHz)	
Lowest channel	37775	2572.50	Lowest channel	37800	2575.00
Middle channel	38000	2595.00	Middle channel	38000	2595.00
Highest channel	38225	2617.50	Highest channel	38200	2615.00
LTE Band 38 (15MHz)			LTE Band 38 (20MHz)		
Channel	Frequency (MHz)		Channel	Frequency (MHz)	
Lowest channel	37825	2577.50	Lowest channel	37850	2580.00
Middle channel	38000	2595.00	Middle channel	38000	2595.00
Highest channel	38175	2612.50	Highest channel	38150	2610.00

LTE Band 41 (5MHz)			LTE Band 41 (10MHz)		
Channel	Frequency (MHz)		Channel	Frequency (MHz)	
Lowest channel	40065	2537.50	Lowest channel	40090	2540.00
Middle channel	40640	2595.00	Middle channel	40640	2595.00
Highest channel	41215	2652.50	Highest channel	41190	2650.00
LTE Band 41 (15MHz)			LTE Band 41 (20MHz)		
Channel	Frequency (MHz)		Channel	Frequency (MHz)	
Lowest channel	40115	2542.50	Lowest channel	40140	2545.00
Middle channel	40640	2595.00	Middle channel	40640	2595.00
Highest channel	41165	2647.50	Highest channel	41140	2645.00

5.3 Test environment and mode, and test samples plans

Operating Environment:	
Temperature:	Normal: 15°C ~ 35°C, Extreme: -30°C ~ +50°C
Humidity:	20 % ~ 75 % RH
Atmospheric Pressure:	1008 mbar
Voltage:	Nominal: 3.87Vdc, Extreme: Low 3.5Vdc, High 4.45Vdc
Test mode:	
LTE QPSK mode	Keep the EUT communication with simulated station in QPSK mode
LTE 16-QAM mode	Keep the EUT communication with simulated station in 16-QAM mode
Remark: The EUT has been tested under continuous transmitting mode. Channel Low, Mid and High for each type band with rated data rate were chosen for full testing. The field strength of spurious radiation emission was measured as EUT stand-up position (H mode) and lie down position (E1, E2 mode) for these modes. Just the worst case position (H mode) shown in report.	
Test Samples Plans:	
Samples Number	Used for Test Items
4#	Conducted measurements test method
1#	Radiated measurements test method
1#	EUT constructional details
<i>Remark: JianYan Testing Group Shenzhen Co., Ltd. is only responsible for the test project data of the above samples, and will keep the above samples for a month.</i>	

5.4 Description of Support Units

Test Equipment	Manufacturer	Model No.	Serial No.
Simulated Station	Anritsu	MT8820C	6201026545

5.5 Measurement Uncertainty

Parameters	Expanded Uncertainty
Radiated Emission (9kHz ~ 30MHz)	±3.12 dB (k=2)
Radiated Emission (30MHz ~ 1000MHz)	±4.32 dB (k=2)
Radiated Emission (1GHz ~ 18GHz)	±5.16 dB (k=2)
Radiated Emission (18GHz ~ 40GHz)	±3.20 dB (k=2)

5.6 Related Submittal(s) / Grant (s)

This is an original grant, no related submittals and grants.
--

5.7 Additions to, deviations, or exclusions from the method

No

5.8 Laboratory Facility

<p>The test facility is recognized, certified, or accredited by the following organizations:</p> <ul style="list-style-type: none"> ● FCC - Designation No.: CN1211 JianYan Testing Group Shenzhen Co., Ltd. has been accredited as a testing laboratory by FCC (Federal Communications Commission). The test firm Registration No. is 727551. ● ISED – CAB identifier.: CN0021 The 3m Semi-anechoic chamber of JianYan Testing Group Shenzhen Co., Ltd. has been Registered by Certification and Engineering Bureau of Industry Canada for radio equipment testing with Registration No.: 10106A-1. ● A2LA - Registration No.: 4346.01 This laboratory is accredited in accordance with the recognized International Standard ISO/IEC 17025:2005 General requirements for the competence of testing and calibration laboratories. The test scope can be found as below link: https://portal.a2la.org/scopepdf/4346-01.pdf
--

5.9 Laboratory Location

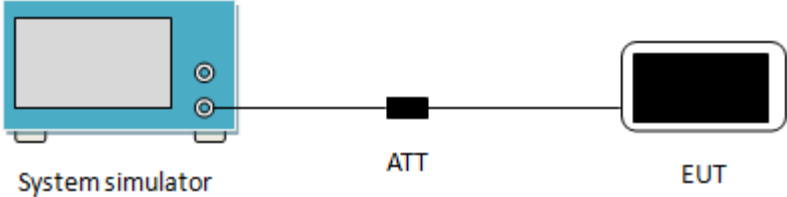
JianYan Testing Group Shenzhen Co., Ltd.
 Address: No.101, Building 8, Innovation Wisdom Port, No.155 Hongtian Road, Huangpu Community, Xinqiao Street, Bao'an District, Shenzhen, Guangdong, People's Republic of China.
 Tel: +86-755-23118282, Fax: +86-755-23116366
 Email: info@ccis-cb.com, Website: <http://www.ccis-cb.com>

5.10 Test Instruments list

6 Test Equipment	Manufacturer	Model No.	Serial No.	Cal. Date (mm-dd-yy)	Cal. Due date (mm-dd-yy)
3m SAC	SAEMC	9m*6m*6m	966	07-22-2020	07-21-2021
BiConiLog Antenna	SCHWARZBECK	VULB9163	497	03-07-2020	03-06-2021
				03-07-2021	03-06-2022
Biconical Antenna	SCHWARZBECK	VUBA9117	359	06-22-2020	06-21-2021
Horn Antenna	SCHWARZBECK	BBHA9120D	916	03-07-2020	03-06-2021
				03-07-2021	03-06-2022
Horn Antenna	SCHWARZBECK	BBHA9120D	1805	06-22-2020	06-21-2021
Horn Antenna	SCHWARZBECK	BBHA 9170	BBHA9170582	11-18-2019	11-17-2020
EMI Test Software	AUDIX	E3	Version: 6.110919b		
Pre-amplifier	HP	8447D	2944A09358	03-07-2020	03-06-2021
				03-07-2021	03-06-2022
Pre-amplifier	CD	PAP-1G18	11804	03-07-2020	03-06-2021
				03-07-2021	03-06-2022
Spectrum analyzer	Rohde & Schwarz	FSP30	101454	03-05-2020	03-04-2021
				03-05-2021	03-04-2022
Spectrum analyzer	Rohde & Schwarz	FSP40	100363	11-18-2019	11-17-2020
EMI Test Receiver	Rohde & Schwarz	ESRP7	101070	03-05-2020	03-04-2021
				03-05-2021	03-04-2022
Spectrum Analyzer	Agilent	N9020A	MY50510123	11-18-2019	11-17-2020
Signal Generator	Rohde & Schwarz	SMX	835454/016	03-05-2020	03-04-2021
				03-05-2021	03-04-2022
Signal Generator	R&S	SMR20	1008100050	03-05-2020	03-04-2021
				03-05-2021	03-04-2022
RF Switch Unit	MWRFTEST	MW200	N/A	N/A	N/A
Test Software	MWRFTEST	MTS8200	Version: 2.0.0.0		
Cable	ZDECL	Z108-NJ-NJ-81	1608458	03-07-2020	03-06-2021
				03-07-2021	03-06-2022
Cable	MICRO-COAX	MFR64639	K10742-5	03-07-2020	03-06-2021
				03-07-2021	03-06-2022
Cable	SUHNER	SUCOFLEX100	58193/4PE	03-07-2020	03-06-2021
				03-07-2021	03-06-2022
DC Power Supply	XinNuoEr	WYK-10020K	1409050110020	09-25-2019	09-24-2020
Temperature Humidity Chamber	HengPu	HPGDS-500	20140828008	11-01-2019	11-31-2020
Simulated Station	Rohde & Schwarz	CMW500	140493	07-22-2020	07-21-2021

6. Test results

6.1 Conducted Output Power, ERP and EIRP

Test Requirement:	Part 22.913(a)(5), Part 24.232(c), part 27.50(c)(10), Part 27.50(d)(4), Part 27.50 (h)(2)
Limit:	LTE Band 2: 2W, LTE Band 4: 1W, LTE Band 5: 7W, LTE Band 7: 2W, LTE Band 17: 3W, LTE Band 38: 2W, LTE Band 41: 2W,
Test Setup:	 <p>The diagram shows a blue 'System simulator' box on the left, connected by a line to a black 'ATT' (attenuator) block in the center, which is then connected to a black 'EUT' (Equipment Under Test) box on the right.</p>
Test Procedure:	The transmitter output was connected to a calibrated attenuator, the other end of which was connected to the CMW500. Transmitter output power was read off in dBm.
Test Instruments:	Refer to section 5.10 for details
Test mode:	Refer to section 5.3 for details
Test results:	Passed

Measurement Data:

LTE Band	Bandwidth (MHz)	Modulation	RB Size	RB Offset	Average Power (dBm)				
					18607	18900	19193		
					1850.7MHz	1880.0MHz	1909.3MHz		
2	1.4	QPSK	1	0	23.02	22.94	23.12		
			1	2	23.15	23.28	23.19		
			1	5	23.04	23.01	23.08		
			3	0	22.01	22.08	22.14		
			3	1	22.06	22.06	22.15		
			3	2	22.04	22.08	22.13		
			6	0	22.08	22.11	22.16		
		Antenna Gain (dBi):					-0.5		
		Max. EIRP (dBm):					22.78		
		EIRP Limit (dBm):					33.00		
		16QAM	1	0	21.85	21.95	21.97		
			1	2	22.01	22.19	22.07		
			1	5	21.82	21.90	21.97		
			3	0	20.99	20.97	21.04		
			3	1	20.98	21.02	21.06		
			3	2	20.95	20.97	21.04		
			6	0	20.90	21.08	21.18		
		Antenna Gain (dBi):					-0.5		
Max. EIRP (dBm):					21.69				
EIRP Limit (dBm):					33.00				

LTE Band	Bandwidth (MHz)	Modulation	RB Size	RB Offset	Average Power (dBm)				
					18615	18900	19185		
					1851.5MHz	1880.0MHz	1908.5MHz		
2	3	QPSK	1	0	23.01	23.16	23.16		
			1	7	23.01	23.06	23.11		
			1	14	23.11	23.11	23.21		
			8	0	22.01	22.05	22.19		
			8	4	21.96	22.06	22.23		
			8	7	22.09	22.03	22.15		
			15	0	21.96	22.00	22.14		
		Antenna Gain (dBi):					-0.5		
		Max. EIRP (dBm):					22.71		
		EIRP Limit (dBm):					33.00		
		16QAM	1	0	22.08	21.97	21.90		
			1	7	22.01	21.87	21.93		
			1	14	22.09	21.90	21.96		
			8	0	21.01	21.06	21.16		
			8	4	21.03	21.05	21.16		
			8	7	21.06	21.01	21.13		
			15	0	20.98	20.95	20.96		
		Antenna Gain (dBi):					-0.5		
Max. EIRP (dBm):					21.59				
EIRP Limit (dBm):					33.00				

Note: EIRP (dBm) = Average power (dBm) + Antenna Gain (dBi).

LTE Band	Bandwidth (MHz)	Modulation	RB Size	RB Offset	Average Power (dBm)				
					18625	18900	19175		
					1852.5MHz	1880.0MHz	1907.5MHz		
2	5	QPSK	1	0	23.04	23.16	23.14		
			1	12	23.03	23.13	23.13		
			1	24	23.15	23.16	23.15		
			12	0	22.01	22.13	22.25		
			12	6	22.03	22.03	22.19		
			12	11	22.03	22.09	22.20		
			25	0	22.04	21.99	22.04		
		Antenna Gain (dBi):					-0.5		
		Max. EIRP (dBm):					22.66		
		EIRP Limit (dBm):					33.00		
		16QAM	1	0	22.16	22.09	22.21		
			1	12	22.15	22.07	22.20		
			1	24	22.20	22.08	22.23		
			12	0	20.99	21.06	21.24		
			12	6	21.07	21.05	21.25		
			12	11	21.07	20.97	21.22		
			25	0	20.95	21.04	21.11		
		Antenna Gain (dBi):					-0.5		
		Max. EIRP (dBm):					21.73		
		EIRP Limit (dBm):					33.00		
LTE Band	Bandwidth (MHz)	Modulation	RB Size	RB Offset	Average Power (dBm)				
					18650	18900	19150		
					1855.0MHz	1880.0MHz	1905.0MHz		
2	10	QPSK	1	0	23.06	23.09	23.26		
			1	24	23.20	23.16	23.31		
			1	49	23.28	23.07	23.19		
			25	0	22.12	22.18	22.28		
			25	12	22.11	22.20	22.30		
			25	24	22.07	22.16	22.30		
			50	0	22.15	22.08	22.13		
		Antenna Gain (dBi):					-0.5		
		Max. EIRP (dBm):					22.81		
		EIRP Limit (dBm):					33.00		
		16QAM	1	0	21.89	22.10	22.02		
			1	24	22.08	22.25	22.11		
			1	49	22.13	22.12	22.00		
			25	0	21.11	21.15	21.29		
			25	12	21.13	21.12	21.28		
			25	24	21.09	21.14	21.27		
			50	0	21.13	21.09	21.17		
		Antenna Gain (dBi):					-0.5		
		Max. EIRP (dBm):					21.75		
		EIRP Limit (dBm):					33.00		
<i>Note: EIRP (dBm) = Average power (dBm) + Antenna Gain (dBi).</i>									

LTE Band	Bandwidth (MHz)	Modulation	RB Size	RB Offset	Average Power (dBm)				
					18675	18900	19125		
					1857.5MHz	1880.0MHz	1902.5MHz		
2	15	QPSK	1	0	22.99	22.96	23.09		
			1	37	23.10	23.03	23.19		
			1	74	23.04	22.97	23.14		
			36	0	21.98	22.13	21.90		
			36	16	22.09	22.19	21.98		
			36	35	22.10	22.15	21.96		
			75	0	22.15	22.19	22.26		
		Antenna Gain (dBi):					-0.5		
		Max. EIRP (dBm):					22.69		
		EIRP Limit (dBm):					33.00		
		16QAM	1	0	22.00	22.17	21.87		
			1	37	22.07	22.12	21.95		
			1	74	22.02	22.11	21.92		
			36	0	20.98	21.25	20.88		
			36	16	21.04	21.16	20.97		
			36	35	21.07	21.15	20.94		
			75	0	21.04	21.13	21.22		
		Antenna Gain (dBi):					-0.5		
		Max. EIRP (dBm):					21.67		
		EIRP Limit (dBm):					33.00		
		LTE Band	Bandwidth (MHz)	Modulation	RB Size	RB Offset	Average Power (dBm)		
18700	18900						19100		
1860.0MHz	1880.0MHz						1900.0MHz		
2	20	QPSK	1	0	22.88	23.02	22.89		
			1	49	23.28	23.11	23.18		
			1	99	23.01	23.03	22.98		
			50	0	22.08	22.23	22.18		
			50	24	22.07	22.21	22.22		
			50	49	22.10	22.21	22.16		
			100	0	22.14	22.22	22.10		
		Antenna Gain (dBi):					-0.5		
		Max. EIRP (dBm):					22.78		
		EIRP Limit (dBm):					33.00		
		16QAM	1	0	21.80	22.08	21.79		
			1	49	22.05	22.25	22.01		
			1	99	21.93	22.11	21.82		
			50	0	21.07	21.23	21.21		
			50	24	21.03	21.23	21.19		
			50	49	21.09	21.26	21.23		
			100	0	21.06	21.19	21.15		
		Antenna Gain (dBi):					-0.5		
		Max. EIRP (dBm):					21.75		
		EIRP Limit (dBm):					33.00		
		<i>Note: EIRP (dBm) = Average power (dBm) + Antenna Gain (dBi).</i>							

LTE Band	Bandwidth (MHz)	Modulation	RB Size	RB Offset	Average Power (dBm)				
					19957	20175	20393		
					1710.7MHz	1732.5MHz	1754.3MHz		
4	1.4	QPSK	1	0	23.12	23.10	23.23		
			1	2	23.22	23.20	23.34		
			1	5	23.10	23.09	23.24		
			3	0	22.26	22.21	22.32		
			3	1	22.27	22.20	22.33		
			3	2	22.27	22.20	22.33		
			6	0	22.23	22.17	22.28		
		Antenna Gain (dBi):					-0.7		
		Max. EIRP (dBm):					22.64		
		EIRP Limit (dBm):					30.00		
		16QAM	1	0	22.01	21.92	21.95		
			1	2	22.17	22.01	22.14		
			1	5	21.98	21.93	21.96		
			3	0	21.04	20.99	21.14		
			3	1	21.04	21.03	21.15		
			3	2	21.08	20.99	21.15		
			6	0	21.16	21.06	21.04		
		Antenna Gain (dBi):					-0.7		
		Max. EIRP (dBm):					21.47		
		EIRP Limit (dBm):					30.00		
		LTE Band	Bandwidth (MHz)	Modulation	RB Size	RB Offset	Average Power (dBm)		
19965	20175						20385		
1711.5MHz	1732.5MHz						1753.5MHz		
4	3	QPSK	1	0	23.14	23.09	23.31		
			1	7	23.11	23.07	23.29		
			1	14	23.14	23.09	23.30		
			8	0	22.16	22.09	22.27		
			8	4	22.19	22.11	22.26		
			8	7	22.18	22.15	22.24		
			15	0	22.13	22.11	22.20		
		Antenna Gain (dBi):					-0.7		
		Max. EIRP (dBm):					22.61		
		EIRP Limit (dBm):					30.00		
		16QAM	1	0	22.15	22.07	22.10		
			1	7	22.09	22.07	22.02		
			1	14	22.12	22.07	21.99		
			8	0	21.13	21.09	21.18		
			8	4	21.12	21.07	21.18		
			8	7	21.14	21.11	21.18		
			15	0	21.15	21.04	21.05		
		Antenna Gain (dBi):					-0.7		
		Max. EIRP (dBm):					21.45		
		EIRP Limit (dBm):					30.00		
		<i>Note: EIRP (dBm) = Average power (dBm) + Antenna Gain (dBi).</i>							

LTE Band	Bandwidth (MHz)	Modulation	RB Size	RB Offset	Average Power (dBm)				
					19975	20175	20375		
					1712.5MHz	1732.5MHz	1752.5MHz		
4	5	QPSK	1	0	23.18	23.13	23.21		
			1	12	23.20	23.16	23.28		
			1	24	23.26	23.18	23.19		
			12	0	22.11	22.05	22.21		
			12	6	22.12	22.04	22.23		
			12	11	22.17	22.09	22.22		
			25	0	22.14	22.11	22.21		
		Antenna Gain (dBi):					-0.7		
		Max. EIRP (dBm):					22.58		
		EIRP Limit (dBm):					30.00		
		16QAM	1	0	22.13	22.09	22.28		
			1	12	22.16	22.07	22.25		
			1	24	22.07	22.08	22.26		
			12	0	21.14	20.99	21.19		
			12	6	21.08	21.01	21.20		
			12	11	21.08	21.00	21.17		
			25	0	21.15	21.09	21.14		
		Antenna Gain (dBi):					-0.7		
		Max. EIRP (dBm):					21.58		
		EIRP Limit (dBm):					30.00		
		LTE Band	Bandwidth (MHz)	Modulation	RB Size	RB Offset	Average Power (dBm)		
20000	20175						20350		
1715.0MHz	1732.5MHz						1750.0MHz		
4	10	QPSK	1	0	23.11	23.06	23.25		
			1	24	23.22	23.21	23.33		
			1	49	23.07	23.14	23.32		
			25	0	22.14	22.08	22.23		
			25	12	22.17	22.10	22.23		
			25	24	22.16	22.10	22.20		
			50	0	22.11	22.07	22.18		
		Antenna Gain (dBi):					-0.7		
		Max. EIRP (dBm):					22.63		
		EIRP Limit (dBm):					30.00		
		16QAM	1	0	22.11	22.20	22.02		
			1	24	22.25	22.14	22.17		
			1	49	22.00	22.13	22.00		
			25	0	21.09	21.02	21.28		
			25	12	21.18	21.03	21.23		
			25	24	21.17	21.04	21.22		
			50	0	21.16	21.07	21.23		
		Antenna Gain (dBi):					-0.7		
		Max. EIRP (dBm):					21.55		
		EIRP Limit (dBm):					30.00		
		<i>Note: EIRP (dBm) = Average power (dBm) + Antenna Gain (dBi).</i>							

LTE Band	Bandwidth (MHz)	Modulation	RB Size	RB Offset	Average Power (dBm)				
					20025	20175	20325		
					1717.5MHz	1732.5MHz	1747.5MHz		
4	15	QPSK	1	0	23.06	23.04	23.09		
			1	37	23.10	23.12	23.22		
			1	74	23.19	23.11	23.06		
			36	0	22.11	22.06	22.22		
			36	16	22.11	22.10	22.27		
			36	35	22.10	22.08	22.26		
			75	0	22.20	22.22	22.34		
		Antenna Gain (dBi):					-0.7		
		Max. EIRP (dBm):					22.52		
		EIRP Limit (dBm):					30.00		
		16QAM	1	0	22.09	22.01	22.17		
			1	37	22.12	22.10	22.29		
			1	74	22.02	22.06	22.20		
			36	0	21.09	21.02	21.18		
			36	16	21.07	21.09	21.30		
			36	35	21.09	21.06	21.23		
			75	0	21.12	21.14	21.27		
		Antenna Gain (dBi):					-0.7		
		Max. EIRP (dBm):					21.59		
		EIRP Limit (dBm):					30.00		
		LTE Band	Bandwidth (MHz)	Modulation	RB Size	RB Offset	Average Power (dBm)		
20050	20175						20300		
1720.0MHz	1732.5MHz						1745.0MHz		
4	20	QPSK	1	0	23.00	22.98	22.99		
			1	49	23.21	23.19	23.40		
			1	99	22.94	23.08	23.15		
			50	0	22.15	22.09	22.20		
			50	24	22.15	22.10	22.22		
			50	49	22.14	22.11	22.18		
			100	0	22.14	22.13	22.23		
		Antenna Gain (dBi):					-0.7		
		Max. EIRP (dBm):					22.70		
		EIRP Limit (dBm):					30.00		
		16QAM	1	0	21.85	21.88	22.06		
			1	49	22.09	22.09	22.38		
			1	99	21.86	22.07	22.18		
			50	0	21.16	21.06	21.17		
			50	24	21.13	21.09	21.18		
			50	49	21.13	21.09	21.17		
			100	0	21.08	21.09	21.24		
		Antenna Gain (dBi):					-0.7		
		Max. EIRP (dBm):					21.68		
		EIRP Limit (dBm):					30.00		
		Note: EIRP (dBm) = Average power (dBm) + Antenna Gain (dBi).							

LTE Band	Bandwidth (MHz)	Modulation	RB Size	RB Offset	Average Power (dBm)				
					20407	20525	20643		
					824.7MHz	836.5MHz	848.3MHz		
5	1.4	QPSK	1	0	23.80	23.77	23.78		
			1	2	23.93	23.87	23.83		
			1	5	23.80	23.75	23.84		
			3	0	22.73	22.86	22.86		
			3	1	22.81	22.81	22.86		
			3	2	22.85	22.77	22.86		
			6	0	22.83	22.87	22.93		
		Antenna Gain(dBi):					-1.5		
		Max. ERP (dBm):					20.28		
		ERP Limit (dBm):					38.45		
		16QAM	1	0	22.68	22.68	22.79		
			1	2	22.76	22.78	22.88		
			1	5	22.66	22.66	22.68		
			3	0	21.61	21.64	21.66		
			3	1	21.65	21.65	21.66		
			3	2	21.65	21.60	21.67		
			6	0	21.64	21.80	21.89		
		Antenna Gain(dBi):					-1.5		
		Max. ERP (dBm):					19.23		
		ERP Limit (dBm):					38.45		
LTE Band	Bandwidth (MHz)	Modulation	RB Size	RB Offset	Average Power (dBm)				
					20415	20525	20635		
					825.5MHz	836.5MHz	847.50MHz		
5	3	QPSK	1	0	23.79	23.84	23.87		
			1	7	23.73	23.79	23.77		
			1	14	23.73	23.86	23.90		
			8	0	22.70	22.80	22.86		
			8	4	22.70	22.79	22.86		
			8	7	22.77	22.78	22.89		
			15	0	22.68	22.79	22.88		
		Antenna Gain(dBi):					-1.5		
		Max. ERP (dBm):					20.25		
		ERP Limit (dBm):					38.45		
		16QAM	1	0	22.81	22.72	22.66		
			1	7	22.75	22.62	22.63		
			1	14	22.83	22.66	22.65		
			8	0	21.74	21.75	21.82		
			8	4	21.77	21.73	21.82		
			8	7	21.72	21.71	21.88		
			15	0	21.76	21.67	21.77		
		Antenna Gain(dBi):					-1.5		
		Max. ERP (dBm):					19.18		
		ERP Limit (dBm):					38.45		
<i>Note: EIRP (dBm) = Average power (dBm) + Antenna Gain (dBi).</i> <i>ERP (dBm) = EIRP (dBm) - 2.15 (dB).</i>									

LTE Band	Bandwidth (MHz)	Modulation	RB Size	RB Offset	Average Power (dBm)				
					20425	20525	20625		
					826.5MHz	836.5MHz	846.5MHz		
5	5	QPSK	1	0	23.84	23.76	23.86		
			1	12	23.77	23.78	23.87		
			1	24	23.80	23.78	23.96		
			12	0	22.78	22.80	22.93		
			12	6	22.75	22.78	22.89		
			12	11	22.75	22.77	22.91		
			25	0	22.80	22.75	22.93		
		Antenna Gain(dBi):					-1.5		
		Max. ERP (dBm):					20.31		
		ERP Limit (dBm):					38.45		
		16QAM	1	0	22.80	22.92	22.87		
			1	12	22.79	22.83	22.83		
			1	24	22.81	22.86	22.86		
			12	0	21.67	21.83	21.90		
			12	6	21.75	21.77	21.90		
			12	11	21.71	21.76	21.94		
			25	0	21.76	21.74	21.97		
		Antenna Gain(dBi):					-1.5		
		Max. ERP (dBm):					19.21		
		ERP Limit (dBm):					38.45		
		LTE Band	Bandwidth (MHz)	Modulation	RB Size	RB Offset	Average Power (dBm)		
20450	20525						20600		
829.0MHz	836.5MHz						844.0MHz		
5	10	QPSK	1	0	23.76	23.75	23.76		
			1	24	23.79	23.91	23.88		
			1	49	23.76	23.88	23.85		
			25	0	22.79	22.76	22.98		
			25	12	22.80	22.99	22.98		
			25	24	22.87	22.87	22.91		
			50	0	22.83	22.76	22.91		
		Antenna Gain(dBi):					-1.5		
		Max. ERP (dBm):					20.26		
		ERP Limit (dBm):					38.45		
		16QAM	1	0	22.79	22.69	22.62		
			1	24	22.88	22.77	22.72		
			1	49	22.76	22.76	22.68		
			25	0	21.80	21.79	22.02		
			25	12	21.77	21.82	22.00		
			25	24	21.87	21.86	21.97		
			50	0	21.78	21.84	21.98		
		Antenna Gain(dBi):					-1.5		
		Max. ERP (dBm):					19.23		
		ERP Limit (dBm):					38.45		
		<i>Note: EIRP (dBm) = Average power (dBm) + Antenna Gain (dBi).</i> <i>ERP (dBm) = EIRP (dBm) - 2.15 (dB).</i>							

LTE Band	Bandwidth (MHz)	Modulation	RB Size	RB Offset	Average Power (dBm)				
					20775	21100	21425		
					2502.5MHz	2535.0MHz	2567.5MHz		
7	5	QPSK	1	0	22.91	23.05	23.02		
			1	12	22.93	23.06	22.63		
			1	24	22.91	22.95	22.53		
			12	0	21.83	22.05	21.63		
			12	6	21.83	22.05	22.02		
			12	11	21.81	22.03	22.02		
			25	0	21.92	22.02	22.05		
		Antenna Gain (dBi):					-0.4		
		Max. EIRP (dBm):					22.66		
		EIRP Limit (dBm):					33.00		
		16QAM	1	0	21.85	21.97	21.75		
			1	12	21.87	21.97	21.78		
			1	24	21.67	21.99	21.59		
			12	0	20.88	21.09	21.03		
			12	6	20.93	21.06	21.11		
			12	11	20.99	21.05	21.10		
			25	0	21.07	21.06	21.07		
		Antenna Gain (dBi):					-0.4		
		Max. EIRP (dBm):					21.59		
		EIRP Limit (dBm):					33.00		
		LTE Band	Bandwidth (MHz)	Modulation	RB Size	RB Offset	Average Power (dBm)		
20800	21100						21400		
2505.0MHz	2535.0MHz						2565.0MHz		
7	10	QPSK	1	0	22.90	23.03	23.06		
			1	24	22.86	23.08	23.12		
			1	49	22.92	23.00	22.98		
			25	0	21.94	22.09	22.08		
			25	12	21.94	22.08	22.08		
			25	24	21.93	22.10	22.07		
			50	0	21.96	22.08	22.04		
		Antenna Gain (dBi):					-0.4		
		Max. EIRP (dBm):					22.72		
		EIRP Limit (dBm):					33.00		
		16QAM	1	0	21.91	22.00	21.89		
			1	24	21.93	22.04	21.97		
			1	49	21.74	22.01	21.43		
			25	0	20.99	21.10	21.05		
			25	12	20.99	21.12	21.14		
			25	24	21.03	21.12	21.14		
			50	0	21.03	21.11	21.14		
		Antenna Gain (dBi):					-0.4		
		Max. EIRP (dBm):					21.64		
		EIRP Limit (dBm):					33.00		
		<i>Note: EIRP (dBm) = Average power (dBm) + Antenna Gain (dBi).</i>							

LTE Band	Bandwidth (MHz)	Modulation	RB Size	RB Offset	Average Power (dBm)				
					20825	21100	21375		
					2507.5MHz	2535.0MHz	2562.5MHz		
7	15	QPSK	1	0	22.78	22.94	22.89		
			1	37	22.90	22.97	22.93		
			1	74	22.81	22.95	22.90		
			36	0	21.84	21.95	22.01		
			36	16	21.90	21.95	22.07		
			36	35	21.89	21.98	22.08		
			75	0	21.96	22.14	22.07		
		Antenna Gain (dBi):					-0.4		
		Max. EIRP (dBm):					22.57		
		EIRP Limit (dBm):					33.00		
		16QAM	1	0	21.83	21.97	21.99		
			1	37	21.87	21.97	22.02		
			1	74	21.84	22.00	21.78		
			36	0	20.83	20.95	21.02		
			36	16	20.87	20.98	21.07		
			36	35	20.89	20.95	21.05		
			75	0	20.94	21.04	21.06		
		Antenna Gain (dBi):					-0.4		
		Max. EIRP (dBm):					21.62		
		EIRP Limit (dBm):					33.00		
		LTE Band	Bandwidth (MHz)	Modulation	RB Size	RB Offset	Average Power (dBm)		
20850	21100						21350		
2510.0MHz	2535.0MHz						2560.0MHz		
7	20	QPSK	1	0	22.73	22.84	22.85		
			1	49	22.91	23.04	23.19		
			1	99	22.76	22.88	22.93		
			50	0	21.79	21.94	21.99		
			50	24	21.75	21.98	22.01		
			50	49	21.82	21.94	22.02		
			100	0	21.88	22.01	22.03		
		Antenna Gain (dBi):					-0.4		
		Max. EIRP (dBm):					22.79		
		EIRP Limit (dBm):					33.00		
		16QAM	1	0	21.64	21.78	21.96		
			1	49	21.94	22.04	22.18		
			1	99	21.63	21.79	22.02		
			50	0	20.85	21.03	21.05		
			50	24	20.85	20.96	21.03		
			50	49	20.89	21.02	21.03		
			100	0	20.90	21.02	21.04		
		Antenna Gain (dBi):					-0.4		
		Max. EIRP (dBm):					21.78		
		EIRP Limit (dBm):					33.00		
		<i>Note: EIRP (dBm) = Average power (dBm) + Antenna Gain (dBi).</i>							

LTE Band	Bandwidth (MHz)	Modulation	RB Size	RB Offset	Average Power (dBm)				
					23755	23790	23825		
					706.5MHz	710.0MHz	713.5MHz		
17	5	QPSK	1	0	23.47	23.43	23.50		
			1	12	23.49	23.44	23.50		
			1	24	23.53	23.54	23.56		
			12	0	22.39	22.41	22.61		
			12	6	22.41	22.38	22.58		
			12	11	22.40	22.41	22.60		
			25	0	22.48	22.41	22.57		
		Antenna Gain(dBi):					-1.9		
		Max. ERP (dBm):					19.51		
		ERP Limit (dBm):					34.77		
		16QAM	1	0	22.42	22.52	22.36		
			1	12	22.39	22.52	22.39		
			1	24	22.47	22.61	22.47		
			12	0	21.33	21.42	21.61		
			12	6	21.34	21.37	21.57		
			12	11	21.36	21.36	21.57		
			25	0	21.50	21.38	21.57		
		Antenna Gain(dBi):					-1.9		
		Max. ERP (dBm):					18.56		
		ERP Limit (dBm):					34.77		
		LTE Band	Bandwidth (MHz)	Modulation	RB Size	RB Offset	Average Power (dBm)		
23780	23790						23800		
709.0MHz	710.0MHz						711.0MHz		
17	10	QPSK	1	0	23.39	23.45	23.50		
			1	24	23.58	23.50	23.52		
			1	49	23.53	23.55	23.54		
			25	0	22.40	22.42	22.42		
			25	12	22.57	22.45	22.43		
			25	24	22.39	22.41	22.46		
			50	0	22.59	22.44	22.46		
		Antenna Gain(dBi):					-1.9		
		Max. ERP (dBm):					19.53		
		ERP Limit (dBm):					34.77		
		16QAM	1	0	22.38	22.29	22.17		
			1	24	22.59	22.36	22.37		
			1	49	22.56	22.39	22.30		
			25	0	21.44	21.40	21.41		
			25	12	21.41	21.39	21.45		
			25	24	21.42	21.42	21.45		
			50	0	21.44	21.37	21.47		
		Antenna Gain(dBi):					-1.9		
		Max. ERP (dBm):					18.54		
		ERP Limit (dBm):					34.77		
		<i>Note: EIRP (dBm) = Average power (dBm) + Antenna Gain (dBi).</i> <i>ERP (dBm) = EIRP (dBm) - 2.15 (dB).</i>							

LTE Band	Bandwidth (MHz)	Modulation	RB Size	RB Offset	Average Power (dBm)				
					37775	38000	38225		
					2572.50MHz	2595.00MHz	2617.50MHz		
38	5	QPSK	1	0	23.17	23.20	23.11		
			1	12	23.19	23.18	23.09		
			1	24	23.21	23.18	23.15		
			12	0	22.11	22.09	22.03		
			12	6	22.11	22.11	22.01		
			12	11	22.12	22.08	22.02		
			25	0	22.09	22.08	22.05		
		Antenna Gain (dBi):					-0.4		
		Max. EIRP (dBm):					22.81		
		EIRP Limit (dBm):					33.00		
		16QAM	1	0	22.09	22.12	22.15		
			1	12	22.08	22.07	22.12		
			1	24	22.14	22.08	22.14		
			12	0	21.11	21.02	21.02		
			12	6	21.04	21.03	21.04		
			12	11	21.04	21.03	21.04		
			25	0	21.08	21.08	20.98		
Antenna Gain (dBi):					-0.4				
Max. EIRP (dBm):					21.75				
EIRP Limit (dBm):					33.00				
LTE Band	Bandwidth (MHz)	Modulation	RB Size	RB Offset	Average Power (dBm)				
					378000	38000	38200		
					2575.00MHz	2595.00MHz	2615.00MHz		
38	10	QPSK	1	0	23.14	23.15	23.12		
			1	24	23.30	23.40	23.22		
			1	49	23.14	23.27	23.10		
			25	0	22.12	22.09	22.08		
			25	12	22.11	22.07	22.07		
			25	24	22.09	22.12	22.05		
			50	0	22.12	22.07	22.00		
		Antenna Gain (dBi):					-0.4		
		Max. EIRP (dBm):					23.00		
		EIRP Limit (dBm):					33.00		
		16QAM	1	0	22.13	22.01	21.88		
			1	24	22.16	22.20	22.07		
			1	49	22.24	21.99	21.86		
			25	0	21.09	21.10	21.05		
			25	12	21.08	21.06	21.04		
			25	24	21.09	21.09	21.05		
			50	0	21.12	21.10	21.00		
Antenna Gain (dBi):					-0.4				
Max. EIRP (dBm):					21.84				
EIRP Limit (dBm):					33.00				
<i>Note: EIRP (dBm) = Average power (dBm) + Antenna Gain (dBi).</i>									

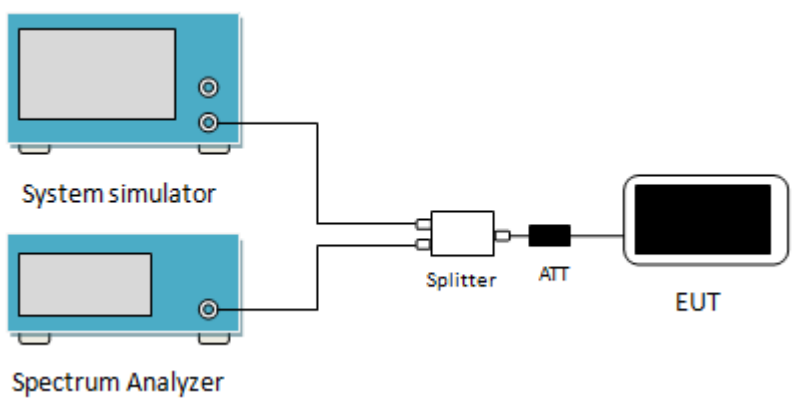
LTE Band	Bandwidth (MHz)	Modulation	RB Size	RB Offset	Average Power (dBm)				
					37825	38000	38175		
					2577.50MHz	2595.00MHz	2612.50MHz		
38	15	QPSK	1	0	23.14	23.06	23.09		
			1	37	23.13	23.01	22.99		
			1	74	23.03	23.07	22.92		
			36	0	22.10	22.14	22.15		
			36	16	22.10	22.15	22.12		
			36	35	22.13	22.15	22.10		
			75	0	22.13	22.11	22.12		
		Antenna Gain (dBi):					-0.4		
		Max. EIRP (dBm):					22.74		
		EIRP Limit (dBm):					33.00		
		16QAM	1	0	22.12	22.18	22.06		
			1	37	22.11	22.16	22.10		
			1	74	22.01	22.31	22.18		
			36	0	21.07	21.20	21.12		
			36	16	21.14	21.18	21.12		
			36	35	21.16	21.15	21.11		
			75	0	21.11	21.07	21.04		
		Antenna Gain (dBi):					-0.4		
		Max. EIRP (dBm):					21.91		
		EIRP Limit (dBm):					33.00		
LTE Band	Bandwidth (MHz)	Modulation	RB Size	RB Offset	Average Power (dBm)				
					37850	38000	38150		
					2580.00MHz	2595.00MHz	2610.00MHz		
38	20	QPSK	1	0	22.98	22.97	22.93		
			1	49	23.37	23.34	23.24		
			1	99	23.04	23.02	22.89		
			50	0	22.09	22.10	22.10		
			50	24	22.10	22.06	22.12		
			50	49	22.14	22.08	22.11		
			100	0	22.09	22.11	22.10		
		Antenna Gain (dBi):					-0.4		
		Max. EIRP (dBm):					22.97		
		EIRP Limit (dBm):					33.00		
		16QAM	1	0	21.91	22.12	21.74		
			1	49	22.25	22.46	22.11		
			1	99	21.92	22.11	21.75		
			50	0	21.10	21.08	21.13		
			50	24	21.06	21.11	21.15		
			50	49	21.11	21.09	21.13		
			100	0	21.16	21.06	21.08		
		Antenna Gain (dBi):					-0.4		
		Max. EIRP (dBm):					22.06		
		EIRP Limit (dBm):					33.00		
		<i>Note: EIRP (dBm) = Average power (dBm) + Antenna Gain (dBi).</i>							

LTE Band	Bandwidth (MHz)	Modulation	RB Size	RB Offset	Average Power (dBm)				
					40065	40640	41215		
					2537.50MHz	2595.00MHz	2652.50MHz		
41	5	QPSK	1	0	23.16	23.02	23.11		
			1	12	23.10	23.06	23.14		
			1	24	23.16	22.98	23.12		
			12	0	22.06	22.08	22.25		
			12	6	22.04	22.01	22.11		
			12	11	22.00	22.07	22.13		
			25	0	22.08	22.02	22.02		
		Antenna Gain (dBi):					-0.4		
		Max. EIRP (dBm):					22.76		
		EIRP Limit (dBm):					33.00		
		16QAM	1	0	22.04	21.95	22.01		
			1	12	22.03	22.10	22.02		
			1	24	22.02	22.15	22.03		
			12	0	21.01	20.97	20.95		
			12	6	21.02	20.99	21.12		
			12	11	20.98	20.95	20.90		
			25	0	21.10	21.05	21.02		
		Antenna Gain (dBi):					-0.4		
		Max. EIRP (dBm):					21.75		
		EIRP Limit (dBm):					33.00		
		LTE Band	Bandwidth (MHz)	Modulation	RB Size	RB Offset	Average Power (dBm)		
40090	40640						41190		
2540.00MHz	2595.00MHz						2650.00MHz		
41	10	QPSK	1	0	23.03	23.13	23.02		
			1	24	23.34	23.34	23.29		
			1	49	23.05	23.14	23.05		
			25	0	22.03	22.04	22.04		
			25	12	22.01	22.02	22.00		
			25	24	22.02	22.01	22.06		
			50	0	22.11	22.04	22.02		
		Antenna Gain (dBi):					-0.4		
		Max. EIRP (dBm):					22.94		
		EIRP Limit (dBm):					33.00		
		16QAM	1	0	22.08	21.94	21.79		
			1	24	22.31	22.17	22.05		
			1	49	22.05	21.91	21.82		
			25	0	21.03	21.02	21.00		
			25	12	21.01	21.04	21.00		
			25	24	21.03	21.06	21.12		
			50	0	21.08	21.07	20.96		
		Antenna Gain (dBi):					-0.4		
		Max. EIRP (dBm):					21.91		
		EIRP Limit (dBm):					33.00		

Note: EIRP (dBm) = Average power (dBm) + Antenna Gain (dBi).

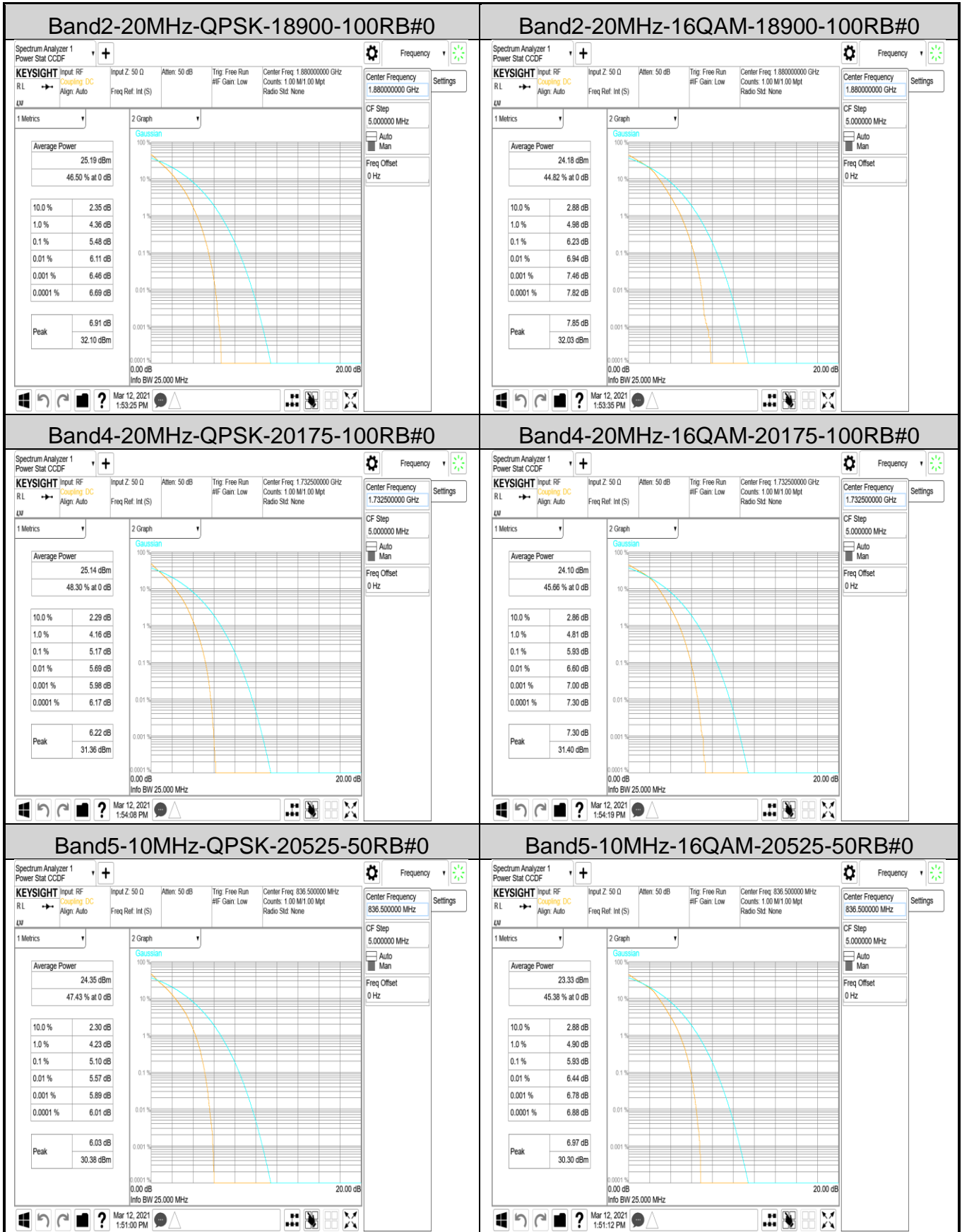
LTE Band	Bandwidth (MHz)	Modulation	RB Size	RB Offset	Average Power (dBm)				
					40115	40640	41165		
					2542.50MHz	2595.00MHz	2647.50MHz		
41	15	QPSK	1	0	23.05	22.96	23.06		
			1	37	23.05	23.00	23.11		
			1	74	23.01	23.08	23.00		
			36	0	22.02	22.14	21.81		
			36	16	22.05	22.14	21.81		
			36	35	22.04	22.11	21.82		
			75	0	22.12	22.12	22.04		
		Antenna Gain (dBi):					-0.4		
		Max. EIRP (dBm):					22.71		
		EIRP Limit (dBm):					33.00		
		16QAM	1	0	22.04	22.14	21.80		
			1	37	22.05	22.12	21.84		
			1	74	22.00	22.15	21.77		
			36	0	21.05	21.12	20.78		
			36	16	21.05	21.15	20.84		
			36	35	21.07	21.14	20.85		
			75	0	21.01	21.07	21.01		
		Antenna Gain (dBi):					-0.4		
		Max. EIRP (dBm):					21.75		
		EIRP Limit (dBm):					33.00		
LTE Band	Bandwidth (MHz)	Modulation	RB Size	RB Offset	Average Power (dBm)				
					40140	40640	41140		
					2545.00MHz	2595.00MHz	2645.00MHz		
41	20	QPSK	1	0	22.92	23.02	22.83		
			1	49	23.33	23.34	23.26		
			1	99	22.98	23.02	22.89		
			50	0	21.87	22.08	22.00		
			50	24	21.89	22.07	22.06		
			50	49	21.89	22.08	22.05		
			100	0	22.04	22.08	22.08		
		Antenna Gain (dBi):					-0.4		
		Max. EIRP (dBm):					22.94		
		EIRP Limit (dBm):					33.00		
		16QAM	1	0	21.83	22.09	21.67		
			1	49	22.20	22.45	22.07		
			1	99	21.83	22.11	21.74		
			50	0	20.89	21.10	21.08		
			50	24	20.91	21.12	21.07		
			50	49	20.88	21.07	21.09		
			100	0	21.02	21.09	21.03		
		Antenna Gain (dBi):					-0.4		
		Max. EIRP (dBm):					22.05		
		EIRP Limit (dBm):					33.00		
		<i>Note: EIRP (dBm) = Average power (dBm) + Antenna Gain (dBi).</i>							

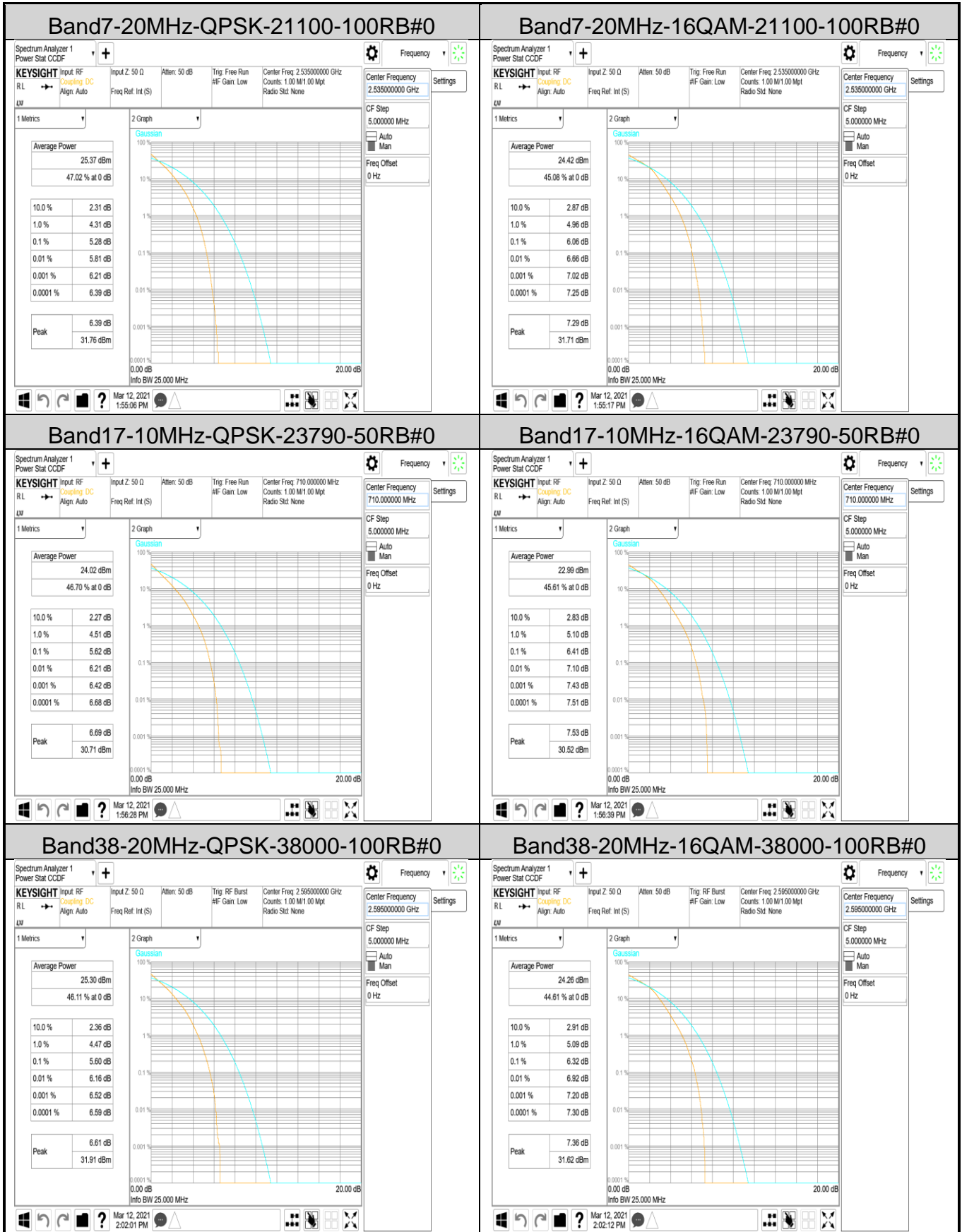
6.2 Peak-to-Average Ratio

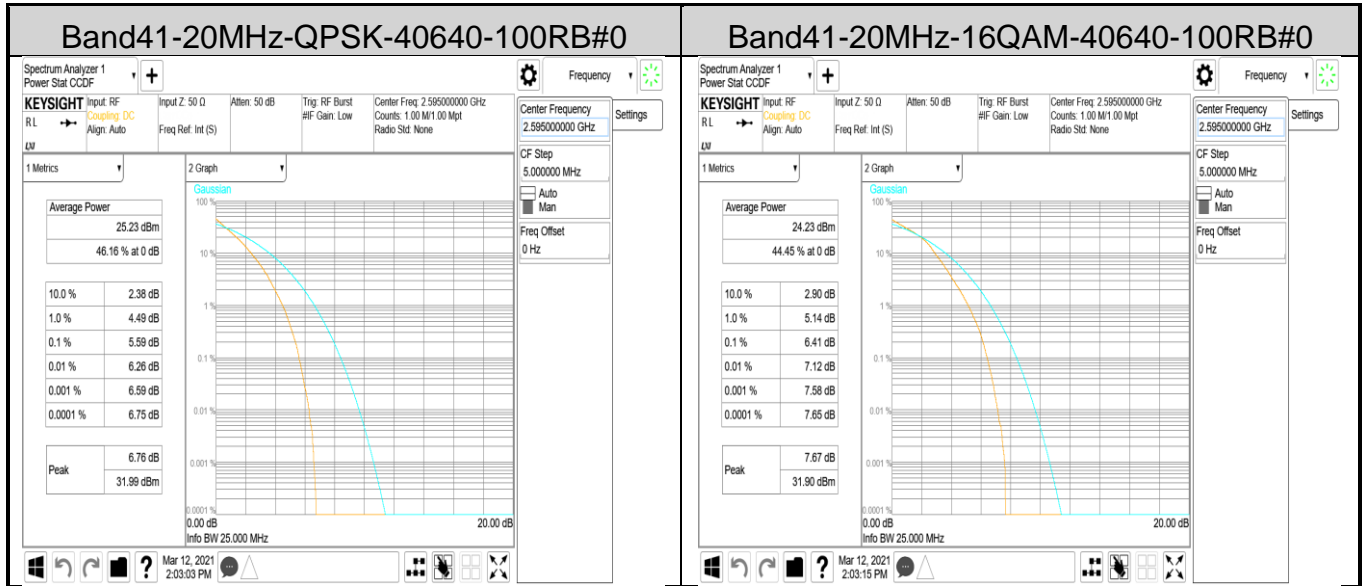
Test Requirement:	Part 24.232 (d), Part 27.50(d)(5)
Limit:	The peak-to-average ratio (PAR) of the transmission may not exceed 13 dB.
Test Setup:	
Test Procedure:	<ol style="list-style-type: none"> 1 The RF output of the transceiver was connected to a spectrum analyzer through appropriate attenuation. 2 Set the CCDF option in spectrum analyzer, $RBW \geq OBW$, 3 Set the EUT working in highest power level, measured and recorded the 0.1% as PAPR level. 4 Repeat step 1~3 at other frequency and modulations.
Test Instruments:	Refer to section 5.10 for details
Test mode:	Refer to section 5.3 for details
Test results:	Passed

Measurement Data:

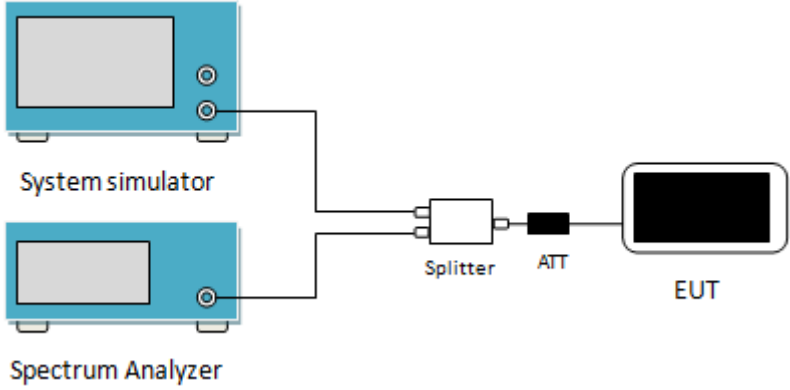
Band	Bandwidth	Modulation	Channel	RB Configuration	Result(dB)	Limit(dB)	Verdict
Band2	20MHz	QPSK	18900	100RB#0	5.48	13	PASS
Band2	20MHz	16QAM	18900	100RB#0	6.23	13	PASS
Band4	20MHz	QPSK	20175	100RB#0	5.17	13	PASS
Band4	20MHz	16QAM	20175	100RB#0	5.93	13	PASS
Band5	10MHz	QPSK	20525	50RB#0	5.10	13	PASS
Band5	10MHz	16QAM	20525	50RB#0	5.93	13	PASS
Band7	20MHz	QPSK	21100	100RB#0	5.28	13	PASS
Band7	20MHz	16QAM	21100	100RB#0	6.06	13	PASS
Band17	10MHz	QPSK	23790	50RB#0	5.62	13	PASS
Band17	10MHz	16QAM	23790	50RB#0	6.41	13	PASS
Band38	20MHz	QPSK	38000	100RB#0	5.60	13	PASS
Band38	20MHz	16QAM	38000	100RB#0	6.32	13	PASS
Band41	20MHz	QPSK	40640	100RB#0	5.59	13	PASS
Band41	20MHz	16QAM	40640	100RB#0	6.41	13	PASS







6.3 Occupy Bandwidth

<p>Test Requirement:</p>	<p>Part 22.917(b), Part 24.238(b), Part 27.53(g), Part 27.53(h), Part 27.53(m)</p>
<p>Test Setup:</p>	 <p>The diagram shows a test setup for measuring occupied bandwidth. On the left, there are two blue rectangular units: a 'System simulator' on top and a 'Spectrum Analyzer' on the bottom. Both have their output ports connected to a central 'Splitter'. From the 'Splitter', one path goes to an 'ATT' (attenuator) block, and the other path goes to an 'EUT' (Equipment Under Test) block, which is represented by a smartphone icon.</p>
<p>Test Procedure:</p>	<ol style="list-style-type: none"> 1. The EUT's output RF connector was connected with a short cable to the spectrum analyzer 2. RBW was set to about 1% ~ 5% of emission BW, VBW= 3 times RBW. 3. -26dBc display line was placed on the screen (or 99% bandwidth), the occupied bandwidth is the delta frequency between the two points where the display line intersects the signal trace.
<p>Test Instruments:</p>	<p>Refer to section 5.10 for details</p>
<p>Test mode:</p>	<p>Refer to section 5.3 for details</p>
<p>Test results:</p>	<p>Passed</p>

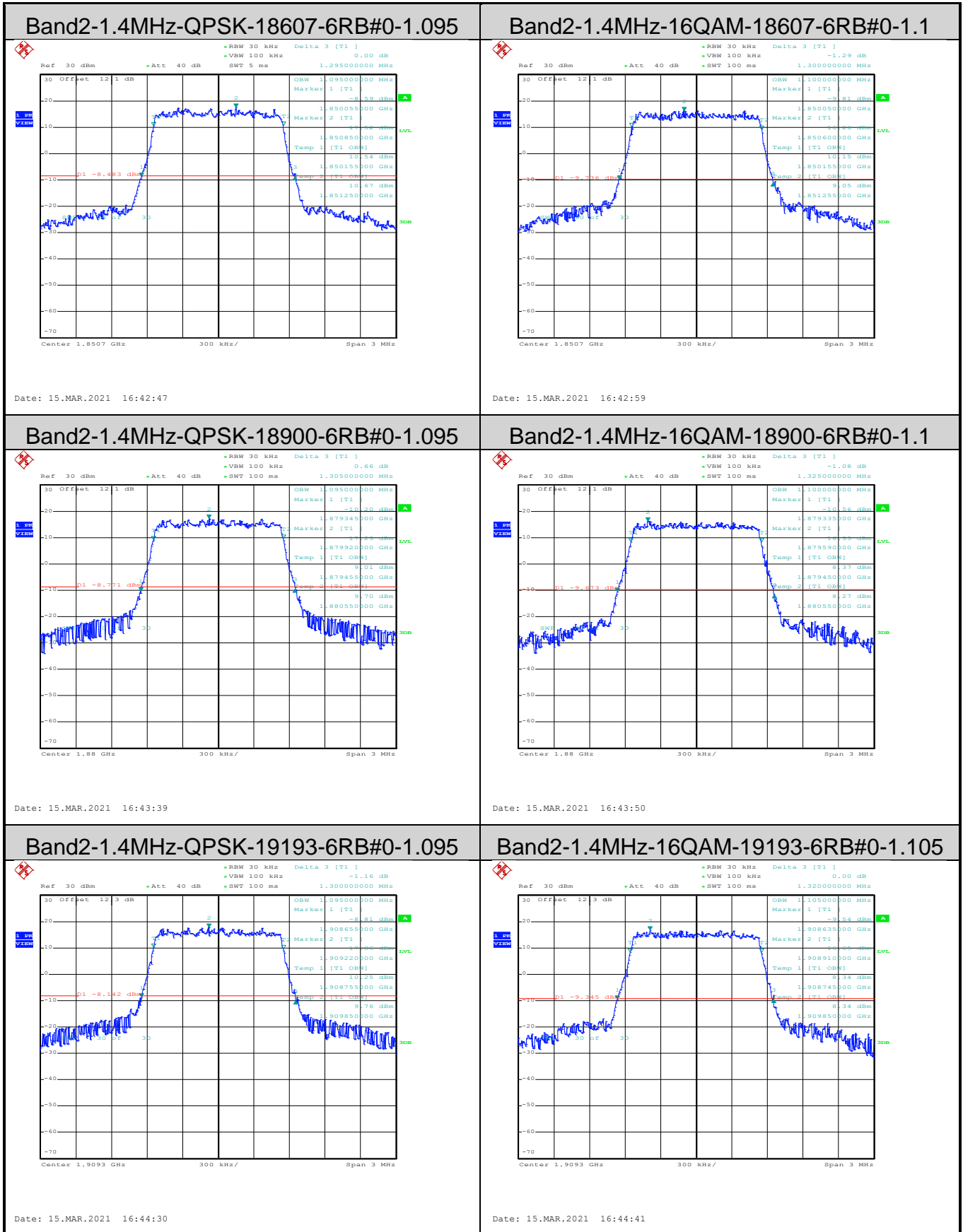
Measurement Data:

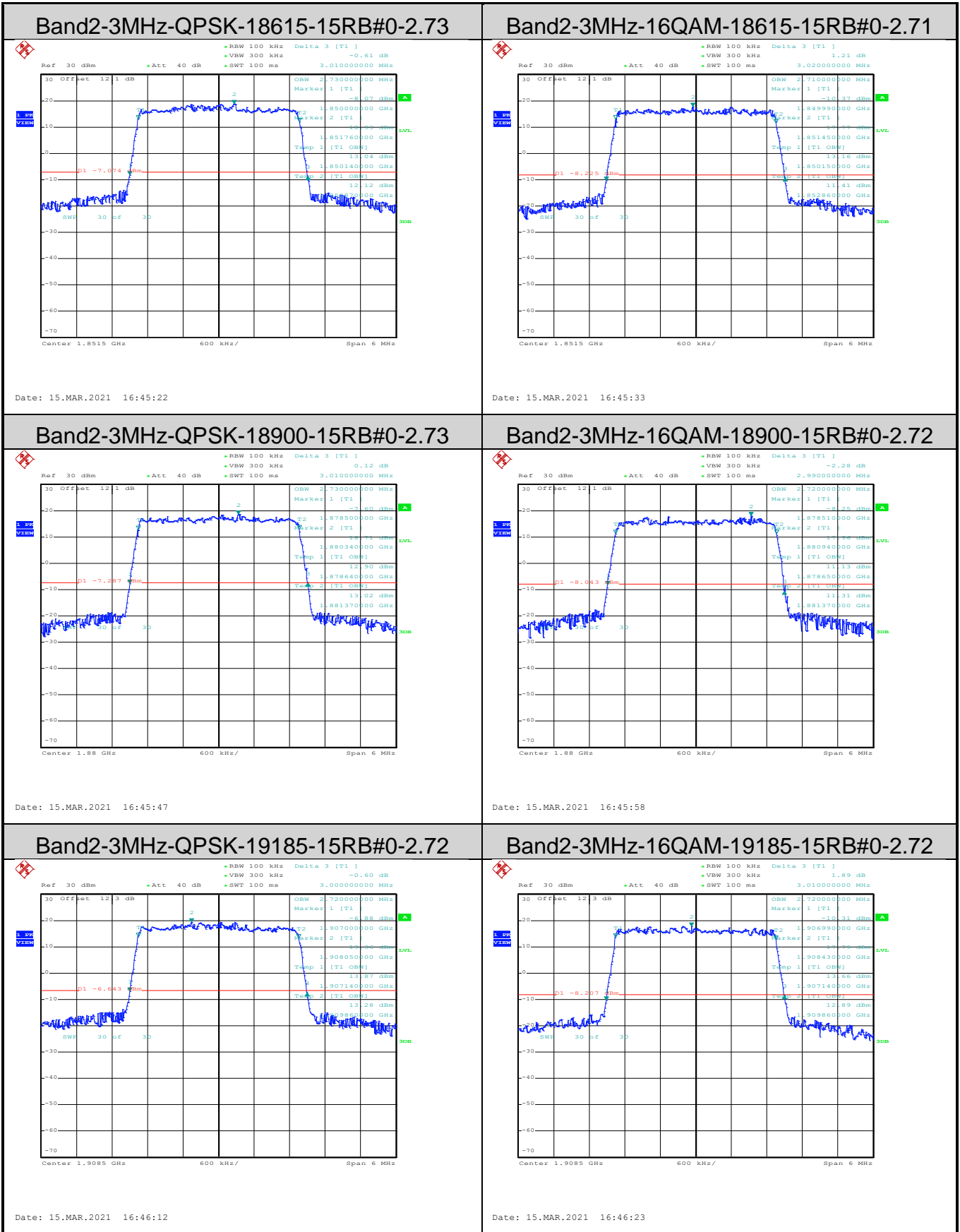
Band	Bandwidth	Modulation	Channel	RB Configuration	Occupied Bandwidth (MHz)	26dB Bandwidth (MHz)	Verdict
Band2	1.4MHz	QPSK	18607	6RB#0	1.095	1.295	PASS
Band2	1.4MHz	QPSK	18900	6RB#0	1.095	1.305	PASS
Band2	1.4MHz	QPSK	19193	6RB#0	1.095	1.300	PASS
Band2	1.4MHz	16QAM	18607	6RB#0	1.1	1.300	PASS
Band2	1.4MHz	16QAM	18900	6RB#0	1.1	1.325	PASS
Band2	1.4MHz	16QAM	19193	6RB#0	1.105	1.320	PASS
Band2	3MHz	QPSK	18615	15RB#0	2.73	3.010	PASS
Band2	3MHz	QPSK	18900	15RB#0	2.73	3.010	PASS
Band2	3MHz	QPSK	19185	15RB#0	2.72	3.000	PASS
Band2	3MHz	16QAM	18615	15RB#0	2.71	3.020	PASS
Band2	3MHz	16QAM	18900	15RB#0	2.72	2.990	PASS
Band2	3MHz	16QAM	19185	15RB#0	2.72	3.010	PASS
Band2	5MHz	QPSK	18625	25RB#0	4.49	4.940	PASS
Band2	5MHz	QPSK	18900	25RB#0	4.5	4.960	PASS
Band2	5MHz	QPSK	19175	25RB#0	4.5	4.920	PASS
Band2	5MHz	16QAM	18625	25RB#0	4.49	4.980	PASS
Band2	5MHz	16QAM	18900	25RB#0	4.49	4.920	PASS
Band2	5MHz	16QAM	19175	25RB#0	4.5	5.000	PASS
Band2	10MHz	QPSK	18650	50RB#0	9.1	10.167	PASS
Band2	10MHz	QPSK	18900	50RB#0	9.1	10.200	PASS
Band2	10MHz	QPSK	19150	50RB#0	9.1	10.167	PASS
Band2	10MHz	16QAM	18650	50RB#0	9.1	10.167	PASS
Band2	10MHz	16QAM	18900	50RB#0	9.1	10.200	PASS
Band2	10MHz	16QAM	19150	50RB#0	9.1	10.167	PASS
Band2	15MHz	QPSK	18675	75RB#0	13.55	15.000	PASS
Band2	15MHz	QPSK	18900	75RB#0	13.55	14.950	PASS
Band2	15MHz	QPSK	19125	75RB#0	13.45	14.750	PASS
Band2	15MHz	16QAM	18675	75RB#0	13.55	14.800	PASS
Band2	15MHz	16QAM	18900	75RB#0	13.55	14.950	PASS
Band2	15MHz	16QAM	19125	75RB#0	13.55	15.000	PASS
Band2	20MHz	QPSK	18700	100RB#0	17.933	19.533	PASS
Band2	20MHz	QPSK	18900	100RB#0	18	19.600	PASS
Band2	20MHz	QPSK	19100	100RB#0	17.933	19.333	PASS
Band2	20MHz	16QAM	18700	100RB#0	18	19.467	PASS
Band2	20MHz	16QAM	18900	100RB#0	18	19.467	PASS
Band2	20MHz	16QAM	19100	100RB#0	17.933	19.333	PASS
Band4	1.4MHz	QPSK	19957	6RB#0	1.095	1.295	PASS
Band4	1.4MHz	QPSK	20175	6RB#0	1.095	1.300	PASS
Band4	1.4MHz	QPSK	20393	6RB#0	1.1	1.310	PASS
Band4	1.4MHz	16QAM	19957	6RB#0	1.1	1.310	PASS
Band4	1.4MHz	16QAM	20175	6RB#0	1.1	1.320	PASS
Band4	1.4MHz	16QAM	20393	6RB#0	1.095	1.295	PASS

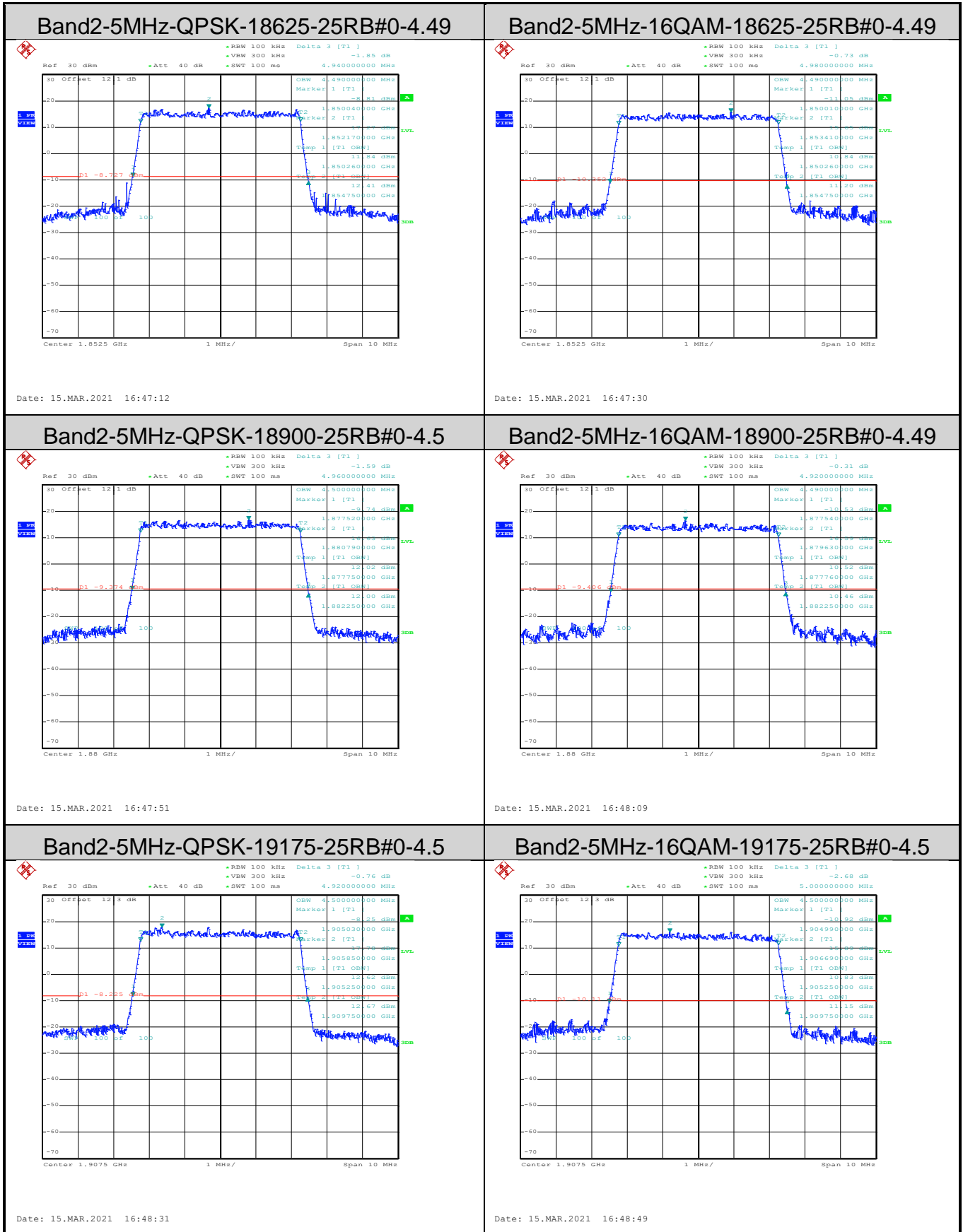
Band4	3MHz	QPSK	19965	15RB#0	2.73	3.010	PASS
Band4	3MHz	QPSK	20175	15RB#0	2.73	3.020	PASS
Band4	3MHz	QPSK	20385	15RB#0	2.73	3.010	PASS
Band4	3MHz	16QAM	19965	15RB#0	2.72	3.010	PASS
Band4	3MHz	16QAM	20175	15RB#0	2.71	3.010	PASS
Band4	3MHz	16QAM	20385	15RB#0	2.72	3.000	PASS
Band4	5MHz	QPSK	19975	25RB#0	4.49	4.930	PASS
Band4	5MHz	QPSK	20175	25RB#0	4.5	4.950	PASS
Band4	5MHz	QPSK	20375	25RB#0	4.49	4.920	PASS
Band4	5MHz	16QAM	19975	25RB#0	4.49	4.980	PASS
Band4	5MHz	16QAM	20175	25RB#0	4.49	4.920	PASS
Band4	5MHz	16QAM	20375	25RB#0	4.5	4.970	PASS
Band4	10MHz	QPSK	20000	50RB#0	9.1	10.233	PASS
Band4	10MHz	QPSK	20175	50RB#0	9.1	10.233	PASS
Band4	10MHz	QPSK	20350	50RB#0	9.1	10.200	PASS
Band4	10MHz	16QAM	20000	50RB#0	9.1	10.233	PASS
Band4	10MHz	16QAM	20175	50RB#0	9.1	10.167	PASS
Band4	10MHz	16QAM	20350	50RB#0	9.1	10.133	PASS
Band4	15MHz	QPSK	20025	75RB#0	13.5	14.950	PASS
Band4	15MHz	QPSK	20175	75RB#0	13.55	15.000	PASS
Band4	15MHz	QPSK	20325	75RB#0	13.5	14.950	PASS
Band4	15MHz	16QAM	20025	75RB#0	13.5	14.900	PASS
Band4	15MHz	16QAM	20175	75RB#0	13.5	14.850	PASS
Band4	15MHz	16QAM	20325	75RB#0	13.5	14.950	PASS
Band4	20MHz	QPSK	20050	100RB#0	18	19.533	PASS
Band4	20MHz	QPSK	20175	100RB#0	18	19.533	PASS
Band4	20MHz	QPSK	20300	100RB#0	18	19.667	PASS
Band4	20MHz	16QAM	20050	100RB#0	18.067	19.600	PASS
Band4	20MHz	16QAM	20175	100RB#0	18	19.400	PASS
Band4	20MHz	16QAM	20300	100RB#0	17.933	19.467	PASS
Band5	1.4MHz	QPSK	20407	6RB#0	1.095	1.305	PASS
Band5	1.4MHz	QPSK	20525	6RB#0	1.1	1.460	PASS
Band5	1.4MHz	QPSK	20643	6RB#0	1.095	1.300	PASS
Band5	1.4MHz	16QAM	20407	6RB#0	1.105	1.320	PASS
Band5	1.4MHz	16QAM	20525	6RB#0	1.105	1.340	PASS
Band5	1.4MHz	16QAM	20643	6RB#0	1.1	1.300	PASS
Band5	3MHz	QPSK	20415	15RB#0	2.72	3.010	PASS
Band5	3MHz	QPSK	20525	15RB#0	2.73	3.190	PASS
Band5	3MHz	QPSK	20635	15RB#0	2.73	2.990	PASS
Band5	3MHz	16QAM	20415	15RB#0	2.71	3.010	PASS
Band5	3MHz	16QAM	20525	15RB#0	2.71	3.020	PASS
Band5	3MHz	16QAM	20635	15RB#0	2.73	3.000	PASS
Band5	5MHz	QPSK	20425	25RB#0	4.51	4.970	PASS
Band5	5MHz	QPSK	20525	25RB#0	4.5	4.960	PASS
Band5	5MHz	QPSK	20625	25RB#0	4.49	4.930	PASS
Band5	5MHz	16QAM	20425	25RB#0	4.5	4.930	PASS
Band5	5MHz	16QAM	20525	25RB#0	4.49	4.920	PASS

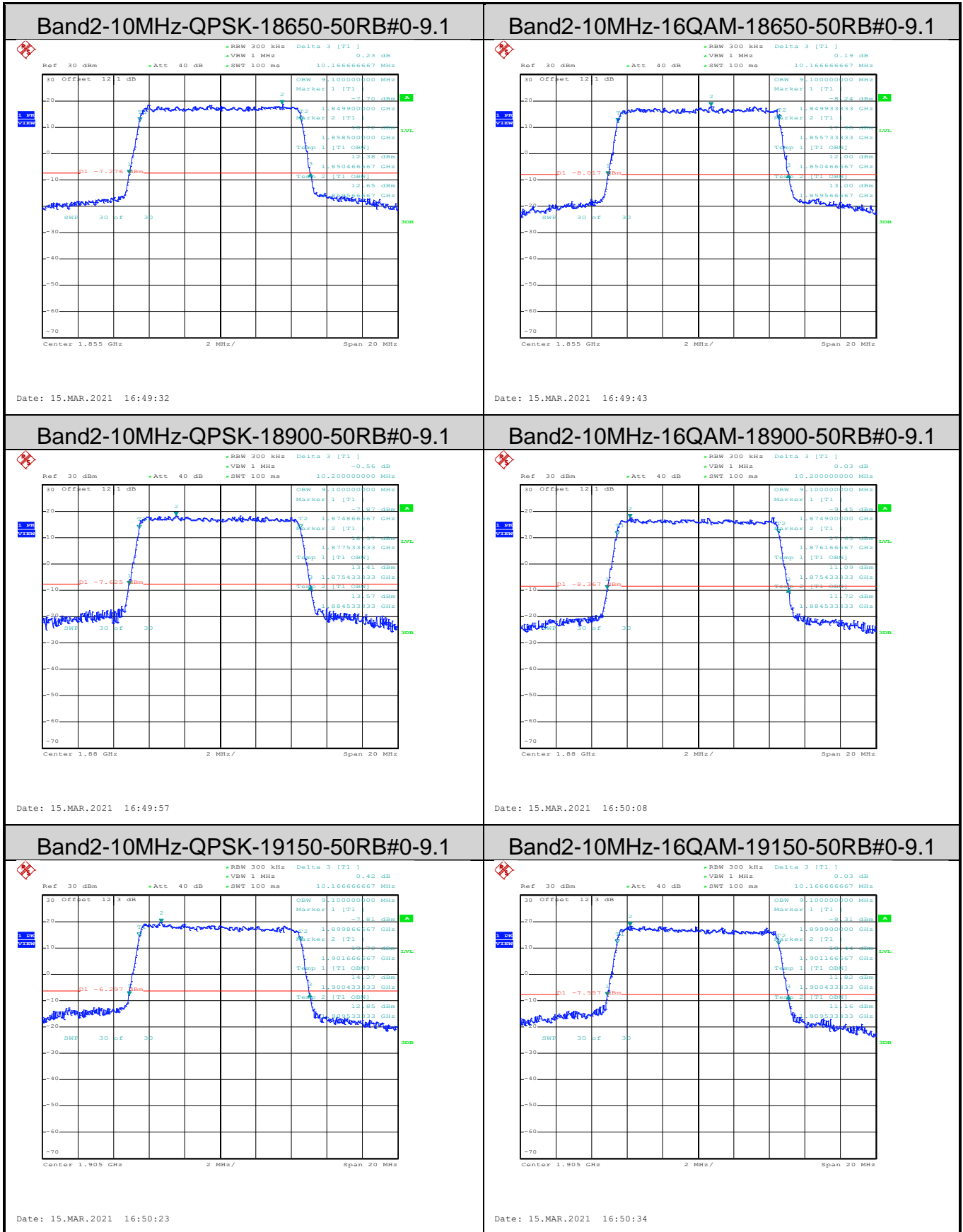
Band5	5MHz	16QAM	20625	25RB#0	4.5	4.980	PASS
Band5	10MHz	QPSK	20450	50RB#0	9.1	10.233	PASS
Band5	10MHz	QPSK	20525	50RB#0	9.067	10.233	PASS
Band5	10MHz	QPSK	20600	50RB#0	9.1	10.233	PASS
Band5	10MHz	16QAM	20450	50RB#0	9.133	10.233	PASS
Band5	10MHz	16QAM	20525	50RB#0	9.067	10.167	PASS
Band5	10MHz	16QAM	20600	50RB#0	9.1	10.200	PASS
Band7	5MHz	QPSK	20775	25RB#0	4.5	4.920	PASS
Band7	5MHz	QPSK	21100	25RB#0	4.52	5.520	PASS
Band7	5MHz	QPSK	21425	25RB#0	4.51	5.330	PASS
Band7	5MHz	16QAM	20775	25RB#0	4.5	4.940	PASS
Band7	5MHz	16QAM	21100	25RB#0	4.5	5.380	PASS
Band7	5MHz	16QAM	21425	25RB#0	4.51	5.410	PASS
Band7	10MHz	QPSK	20800	50RB#0	9.1	10.200	PASS
Band7	10MHz	QPSK	21100	50RB#0	9.1	10.333	PASS
Band7	10MHz	QPSK	21400	50RB#0	9.133	10.633	PASS
Band7	10MHz	16QAM	20800	50RB#0	9.1	10.100	PASS
Band7	10MHz	16QAM	21100	50RB#0	9.1	10.100	PASS
Band7	10MHz	16QAM	21400	50RB#0	9.1	10.100	PASS
Band7	15MHz	QPSK	20825	75RB#0	13.55	15.000	PASS
Band7	15MHz	QPSK	21100	75RB#0	13.55	16.050	PASS
Band7	15MHz	QPSK	21375	75RB#0	13.55	15.400	PASS
Band7	15MHz	16QAM	20825	75RB#0	13.55	14.850	PASS
Band7	15MHz	16QAM	21100	75RB#0	13.55	14.850	PASS
Band7	15MHz	16QAM	21375	75RB#0	13.5	14.900	PASS
Band7	20MHz	QPSK	20850	100RB#0	17.933	19.533	PASS
Band7	20MHz	QPSK	21100	100RB#0	18	20.400	PASS
Band7	20MHz	QPSK	21350	100RB#0	18	20.600	PASS
Band7	20MHz	16QAM	20850	100RB#0	18	19.533	PASS
Band7	20MHz	16QAM	21100	100RB#0	18	19.867	PASS
Band7	20MHz	16QAM	21350	100RB#0	17.933	19.400	PASS
Band17	5MHz	QPSK	23755	25RB#0	4.53	5.220	PASS
Band17	5MHz	QPSK	23790	25RB#0	4.51	5.140	PASS
Band17	5MHz	QPSK	23825	25RB#0	4.53	5.220	PASS
Band17	5MHz	16QAM	23755	25RB#0	4.53	5.160	PASS
Band17	5MHz	16QAM	23790	25RB#0	4.53	5.210	PASS
Band17	5MHz	16QAM	23825	25RB#0	4.55	5.220	PASS
Band17	10MHz	QPSK	23780	50RB#0	9.133	10.567	PASS
Band17	10MHz	QPSK	23790	50RB#0	9.133	10.500	PASS
Band17	10MHz	QPSK	23800	50RB#0	9.1	10.433	PASS
Band17	10MHz	16QAM	23780	50RB#0	9.1	10.400	PASS
Band17	10MHz	16QAM	23790	50RB#0	9.1	10.467	PASS
Band17	10MHz	16QAM	23800	50RB#0	9.067	10.367	PASS
Band38	5MHz	QPSK	37775	25RB#0	4.49	4.960	PASS
Band38	5MHz	QPSK	38000	25RB#0	4.5	4.990	PASS
Band38	5MHz	QPSK	38225	25RB#0	4.49	4.940	PASS
Band38	5MHz	16QAM	37775	25RB#0	4.48	4.960	PASS

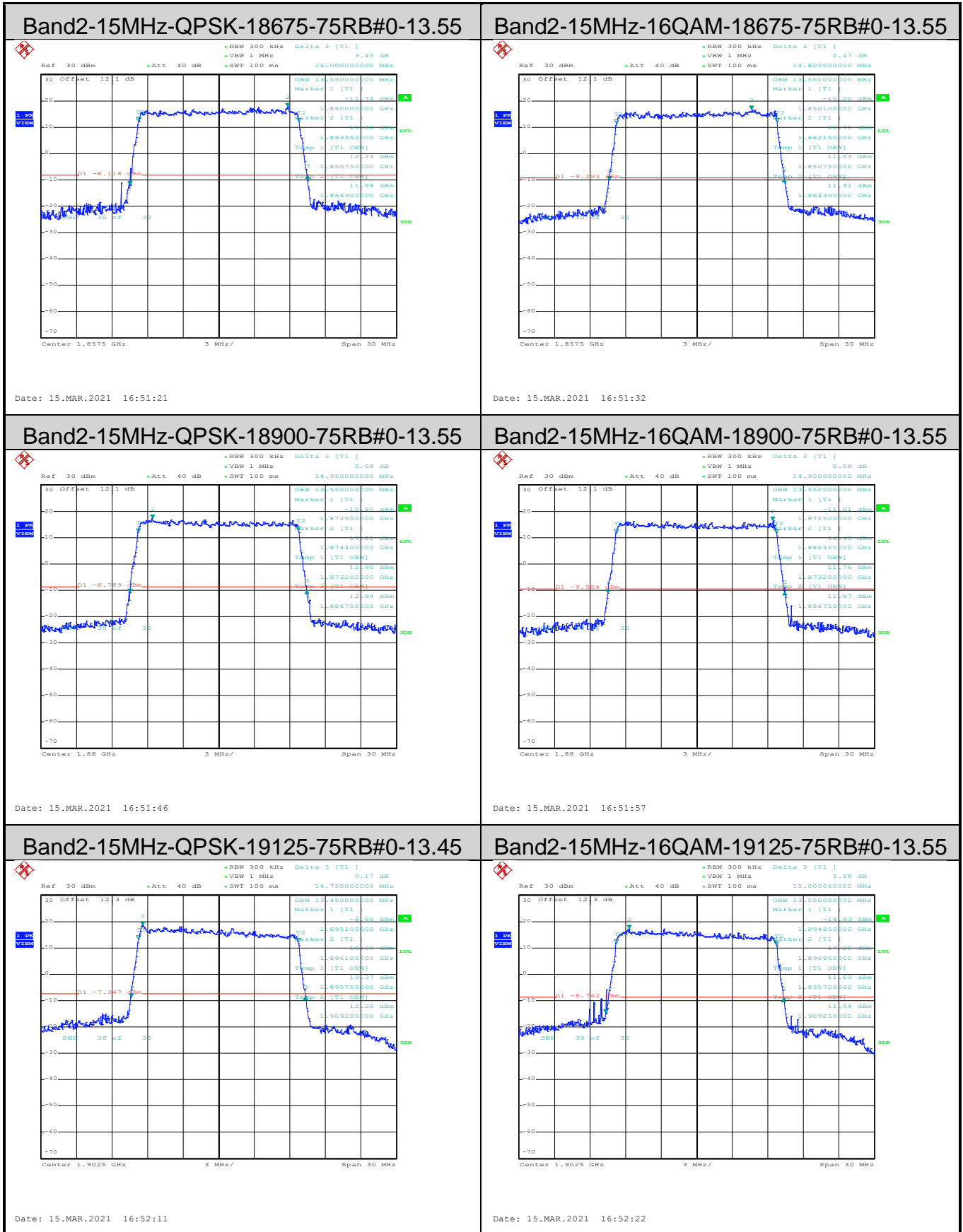
Band38	5MHz	16QAM	38000	25RB#0	4.49	5.160	PASS
Band38	5MHz	16QAM	38225	25RB#0	4.49	5.210	PASS
Band38	10MHz	QPSK	37800	50RB#0	9.1	10.500	PASS
Band38	10MHz	QPSK	38000	50RB#0	9.133	10.133	PASS
Band38	10MHz	QPSK	38200	50RB#0	9.067	10.133	PASS
Band38	10MHz	16QAM	37800	50RB#0	9.1	10.167	PASS
Band38	10MHz	16QAM	38000	50RB#0	9.1	11.300	PASS
Band38	10MHz	16QAM	38200	50RB#0	9.067	10.467	PASS
Band38	15MHz	QPSK	37825	75RB#0	13.55	15.500	PASS
Band38	15MHz	QPSK	38000	75RB#0	13.5	15.250	PASS
Band38	15MHz	QPSK	38175	75RB#0	13.5	15.450	PASS
Band38	15MHz	16QAM	37825	75RB#0	13.55	15.650	PASS
Band38	15MHz	16QAM	38000	75RB#0	13.6	16.050	PASS
Band38	15MHz	16QAM	38175	75RB#0	13.55	15.850	PASS
Band38	20MHz	QPSK	37850	100RB#0	18	19.533	PASS
Band38	20MHz	QPSK	38000	100RB#0	18	19.933	PASS
Band38	20MHz	QPSK	38150	100RB#0	18	19.467	PASS
Band38	20MHz	16QAM	37850	100RB#0	18	20.000	PASS
Band38	20MHz	16QAM	38000	100RB#0	17.933	19.667	PASS
Band38	20MHz	16QAM	38150	100RB#0	18	19.600	PASS
Band41	5MHz	QPSK	40065	25RB#0	4.49	5.440	PASS
Band41	5MHz	QPSK	40640	25RB#0	4.51	4.950	PASS
Band41	5MHz	QPSK	41215	25RB#0	4.51	5.220	PASS
Band41	5MHz	16QAM	40065	25RB#0	4.49	4.990	PASS
Band41	5MHz	16QAM	40640	25RB#0	4.49	5.090	PASS
Band41	5MHz	16QAM	41215	25RB#0	4.5	5.500	PASS
Band41	10MHz	QPSK	40090	50RB#0	9.133	11.600	PASS
Band41	10MHz	QPSK	40640	50RB#0	9.1	10.267	PASS
Band41	10MHz	QPSK	41190	50RB#0	9.133	11.267	PASS
Band41	10MHz	16QAM	40090	50RB#0	9.133	11.733	PASS
Band41	10MHz	16QAM	40640	50RB#0	9.1	10.667	PASS
Band41	10MHz	16QAM	41190	50RB#0	9.133	11.067	PASS
Band41	15MHz	QPSK	40115	75RB#0	13.55	15.600	PASS
Band41	15MHz	QPSK	40640	75RB#0	13.5	15.600	PASS
Band41	15MHz	QPSK	41165	75RB#0	13.55	15.700	PASS
Band41	15MHz	16QAM	40115	75RB#0	13.55	16.650	PASS
Band41	15MHz	16QAM	40640	75RB#0	13.55	16.200	PASS
Band41	15MHz	16QAM	41165	75RB#0	13.5	15.650	PASS
Band41	20MHz	QPSK	40140	100RB#0	17.933	19.400	PASS
Band41	20MHz	QPSK	40640	100RB#0	18	19.800	PASS
Band41	20MHz	QPSK	41140	100RB#0	18	19.533	PASS
Band41	20MHz	16QAM	40140	100RB#0	17.933	19.667	PASS
Band41	20MHz	16QAM	40640	100RB#0	17.933	19.400	PASS
Band41	20MHz	16QAM	41140	100RB#0	17.933	19.733	PASS



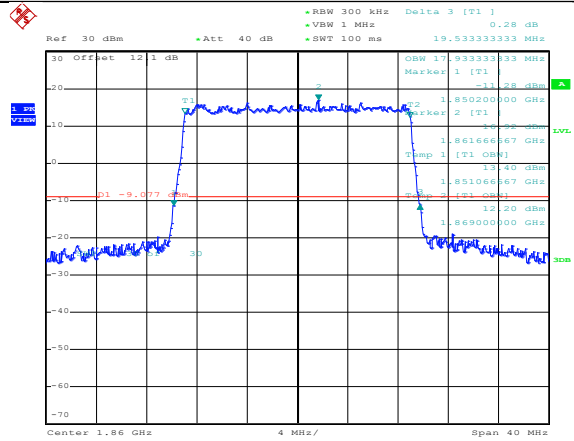






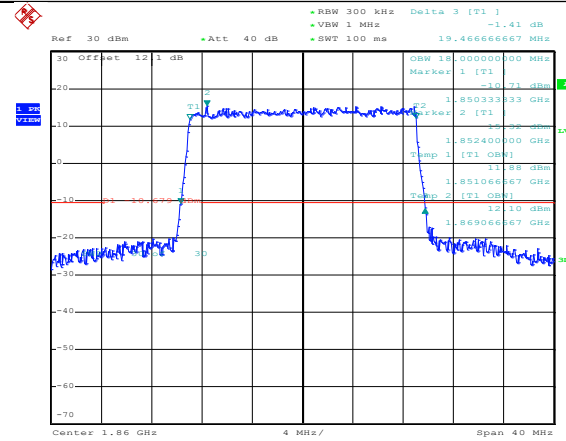


Band2-20MHz-QPSK-18700-100RB#0-17.933



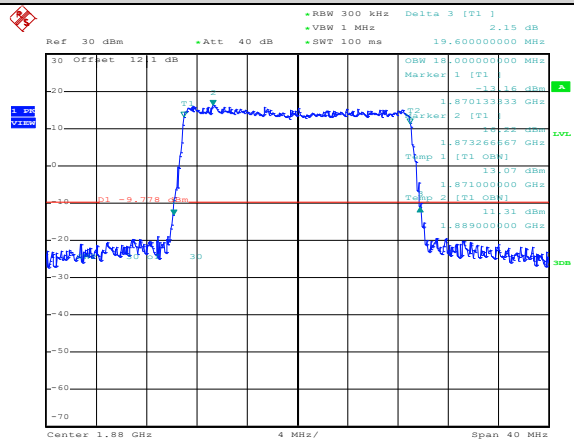
Date: 15.MAR.2021 16:53:18

Band2-20MHz-16QAM-18700-100RB#0-18



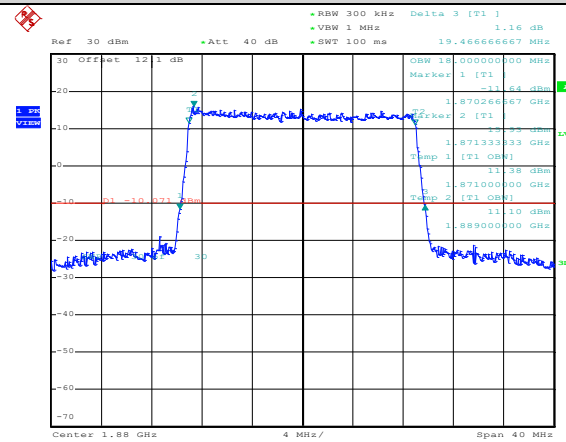
Date: 15.MAR.2021 16:53:29

Band2-20MHz-QPSK-18900-100RB#0-18



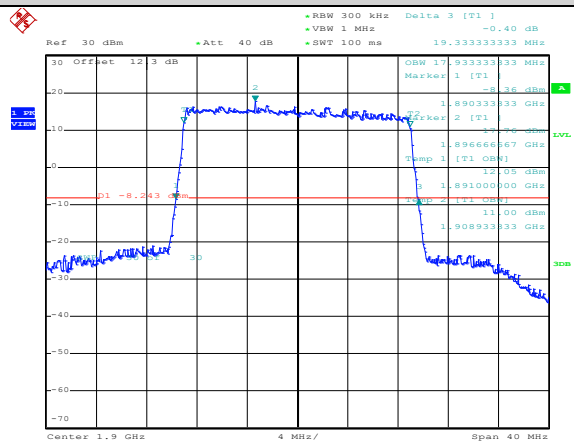
Date: 15.MAR.2021 16:53:43

Band2-20MHz-16QAM-18900-100RB#0-18



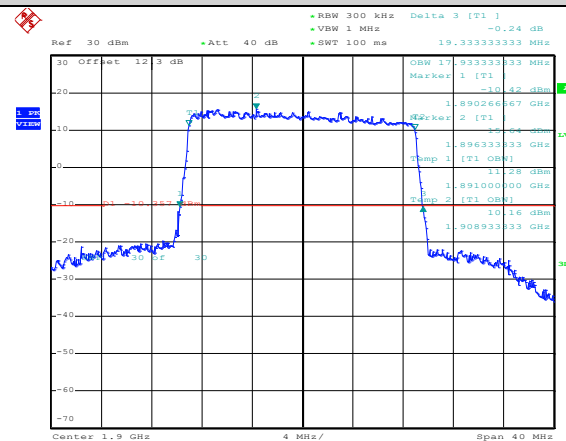
Date: 15.MAR.2021 16:53:54

Band2-20MHz-QPSK-19100-100RB#0-17.933

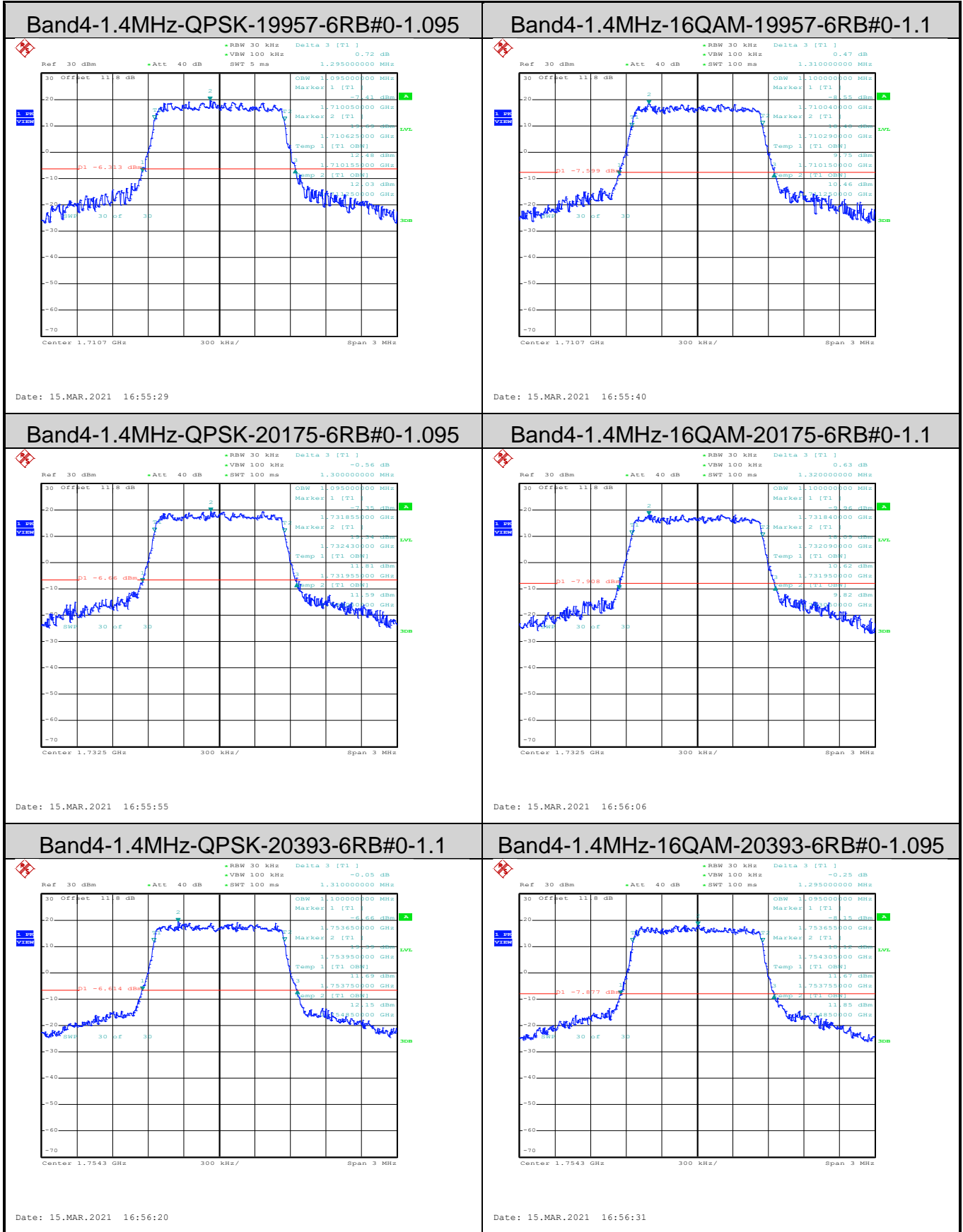


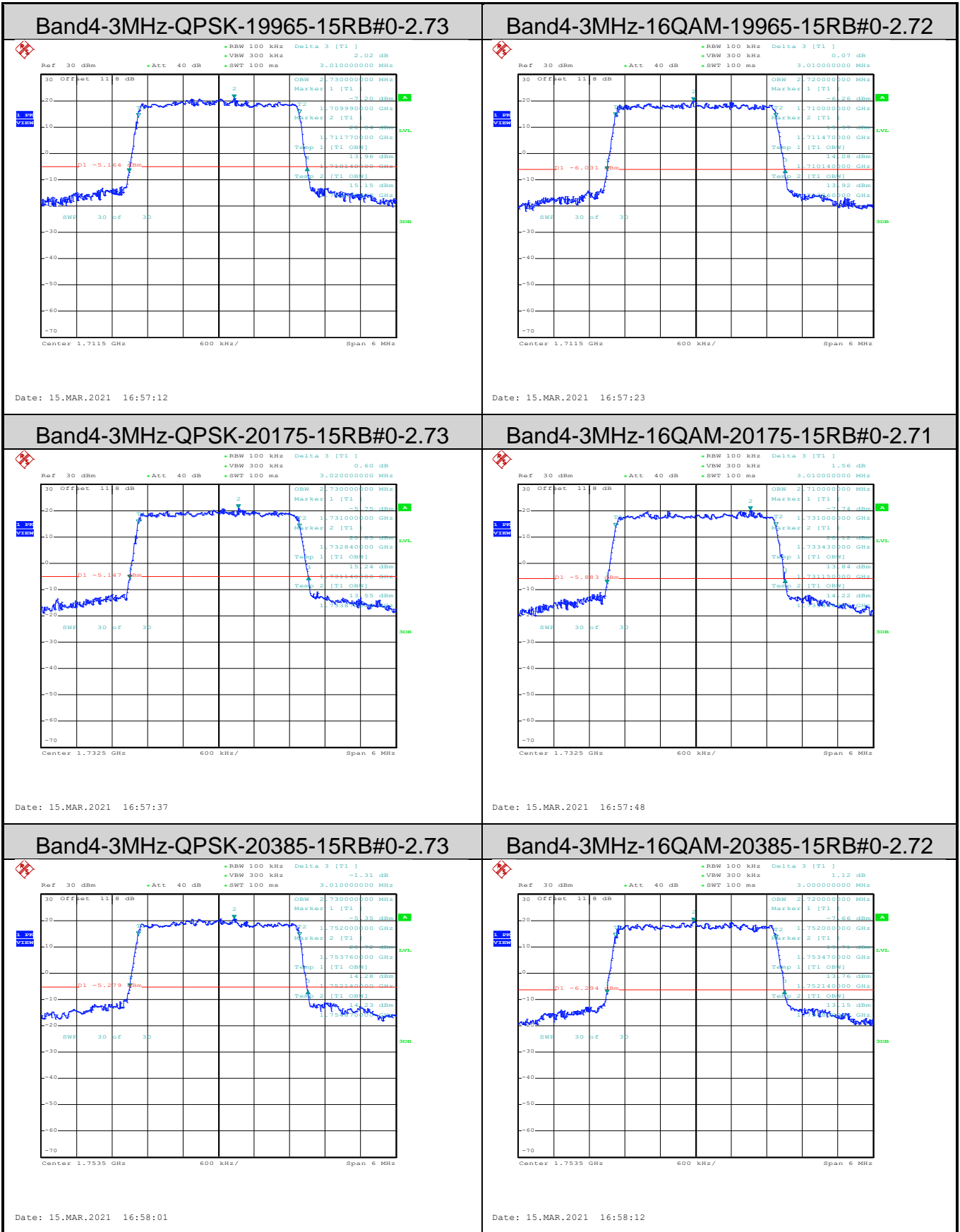
Date: 15.MAR.2021 16:54:08

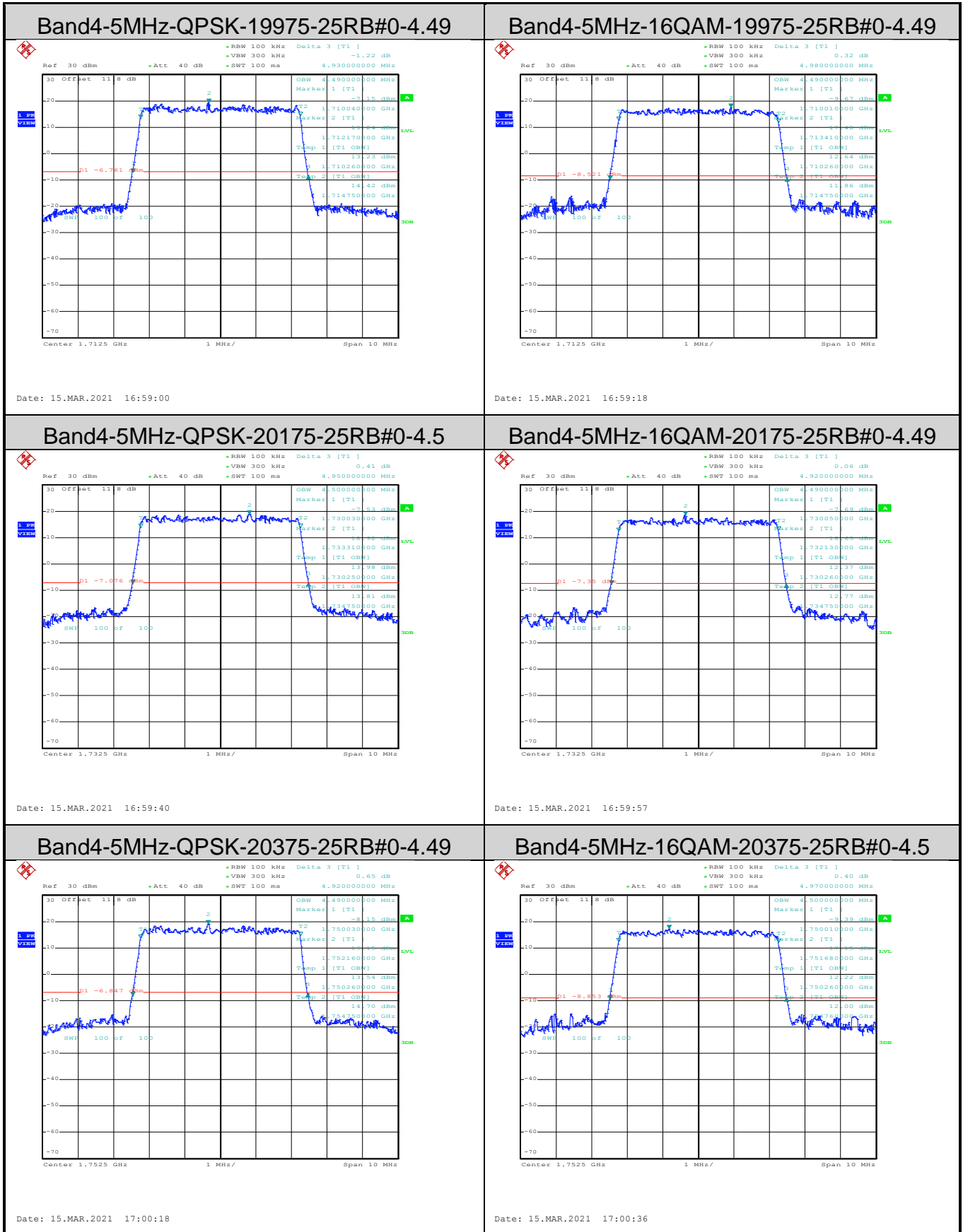
Band2-20MHz-16QAM-19100-100RB#0-17.933

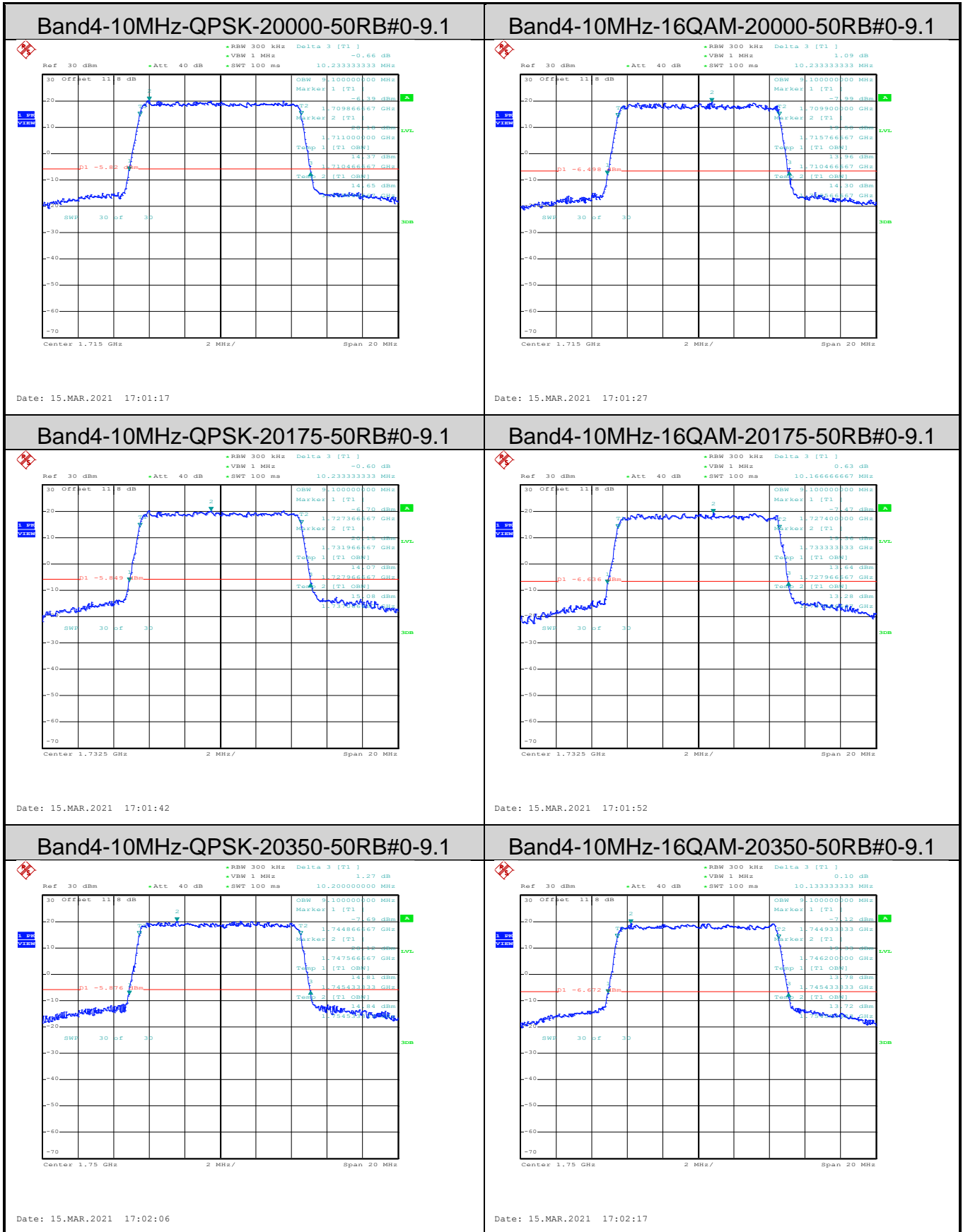


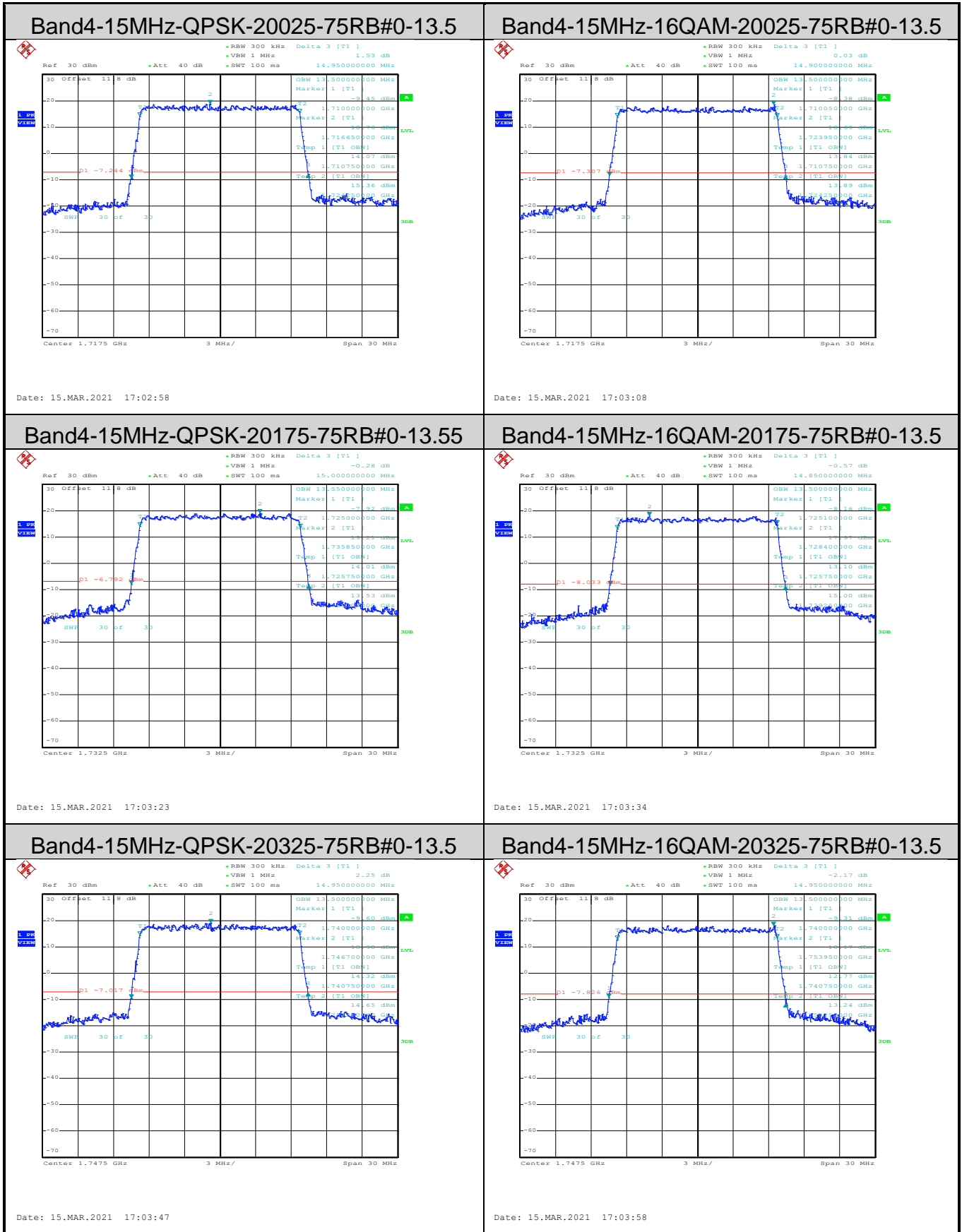
Date: 15.MAR.2021 16:54:19

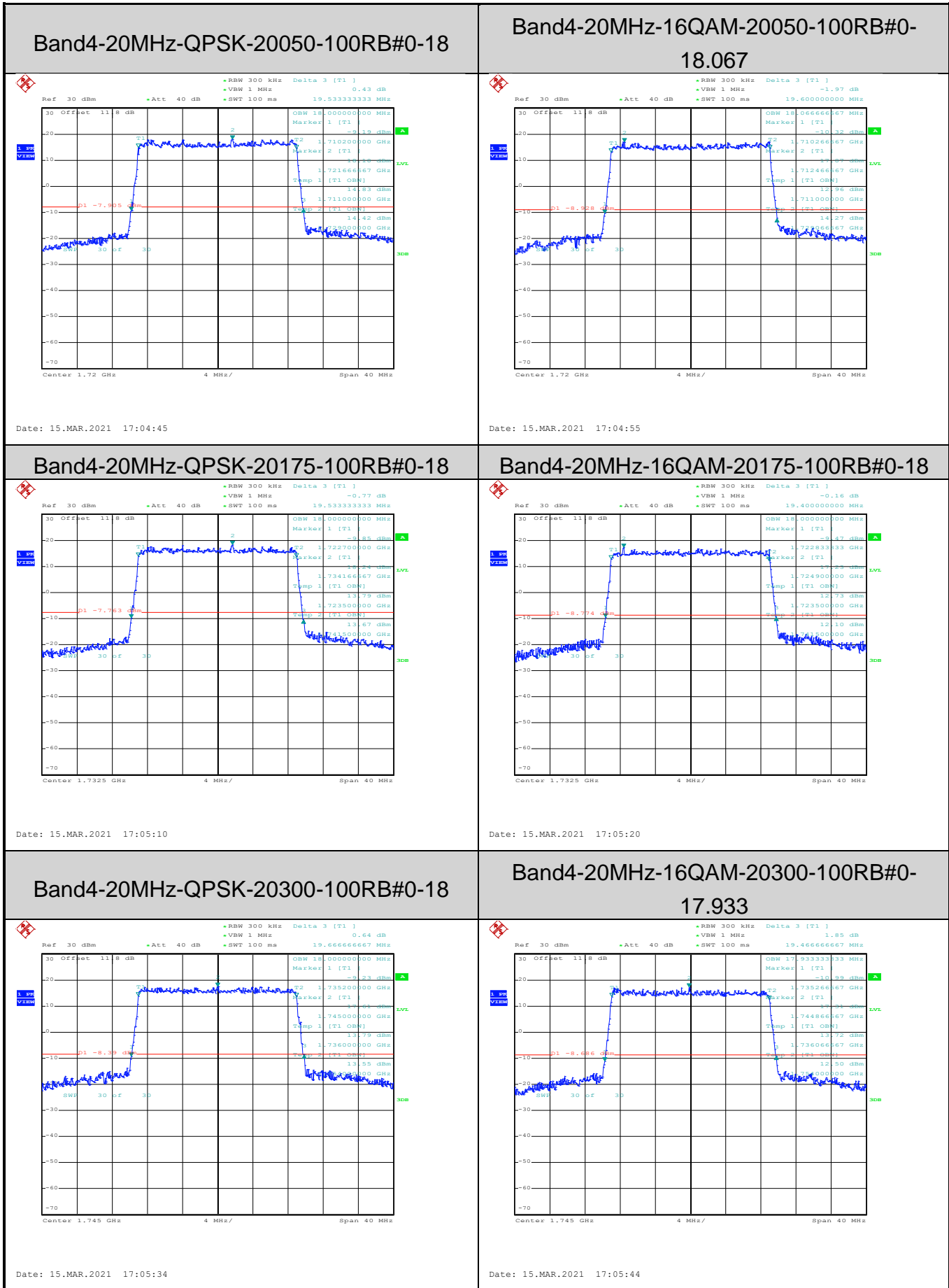


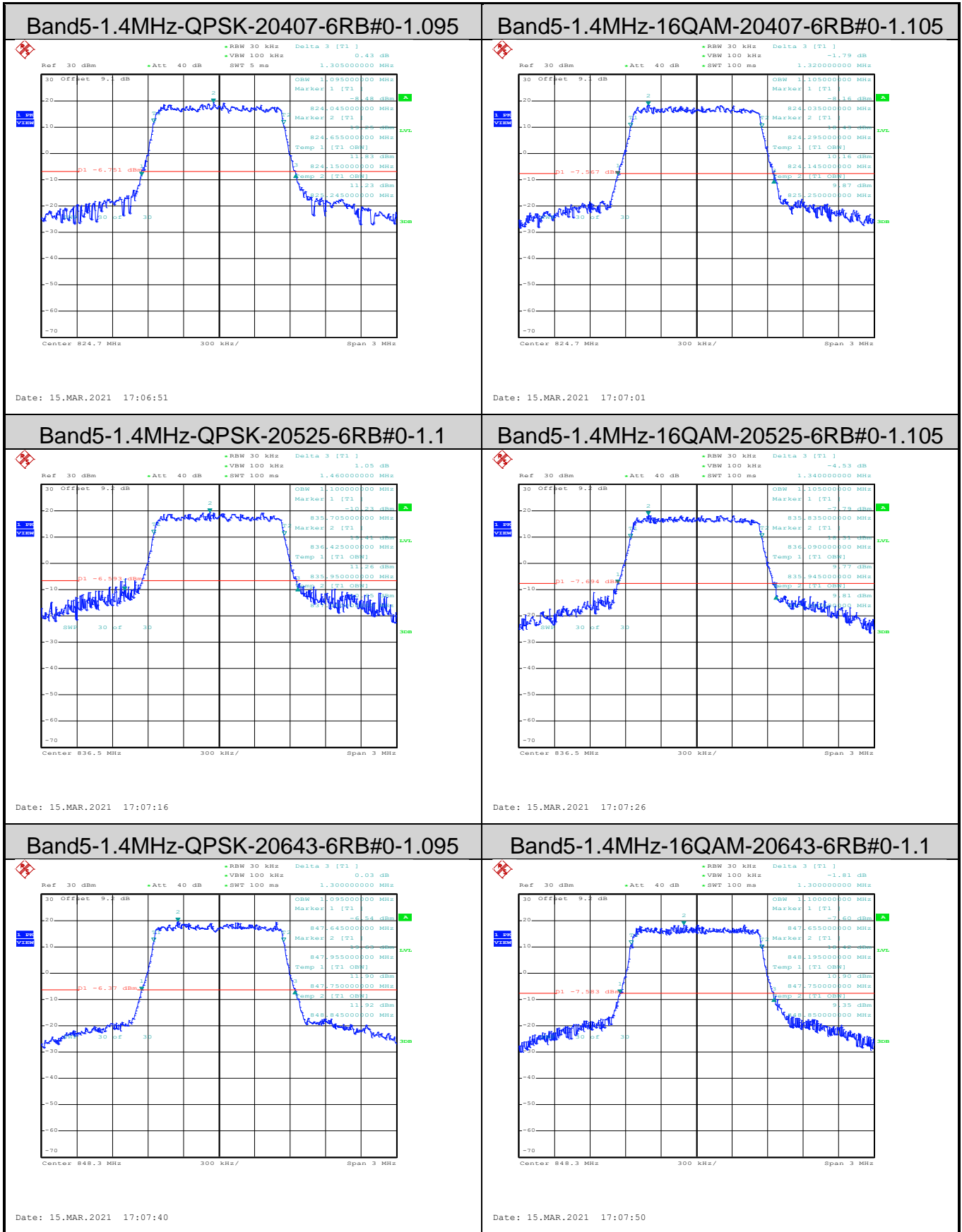


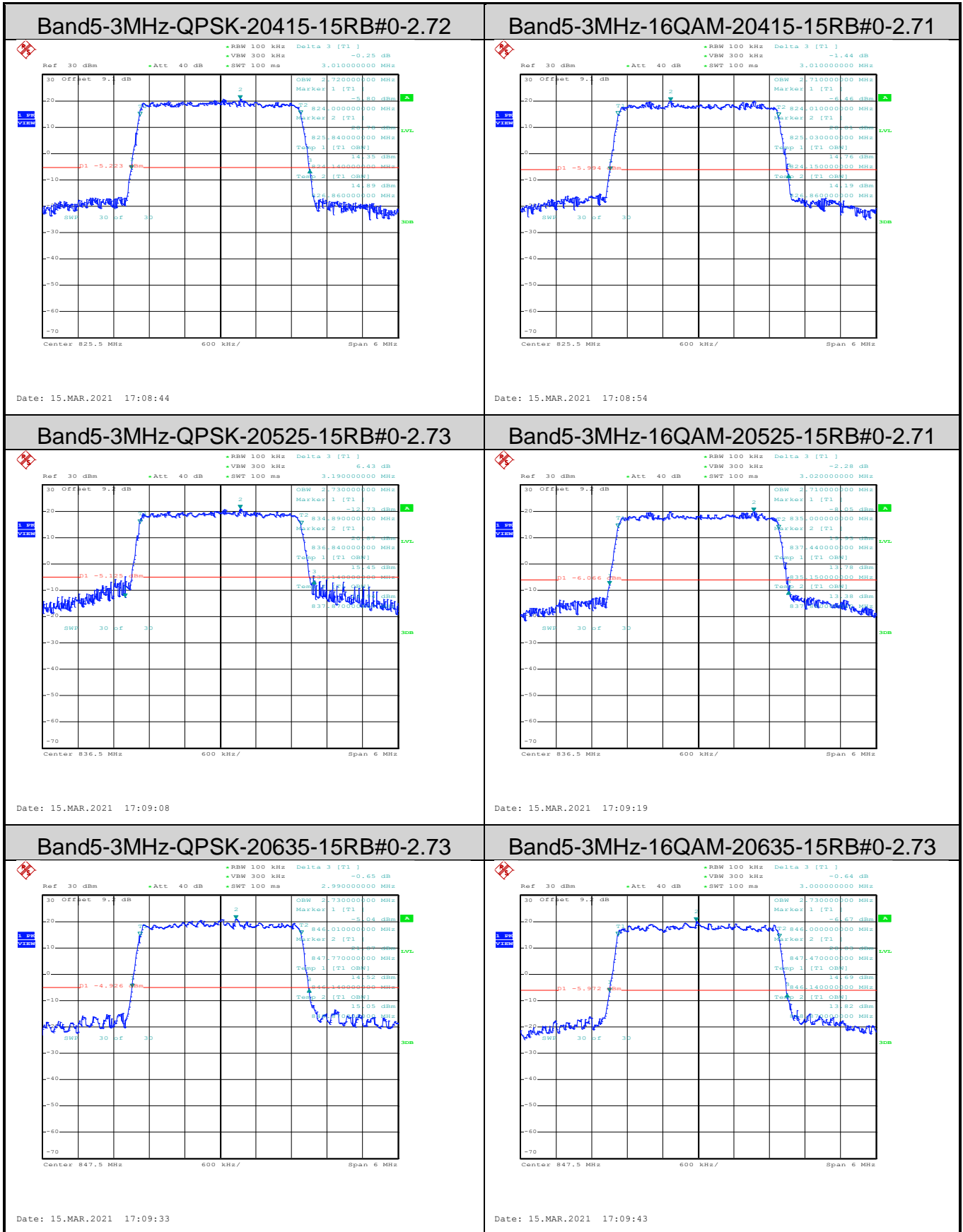


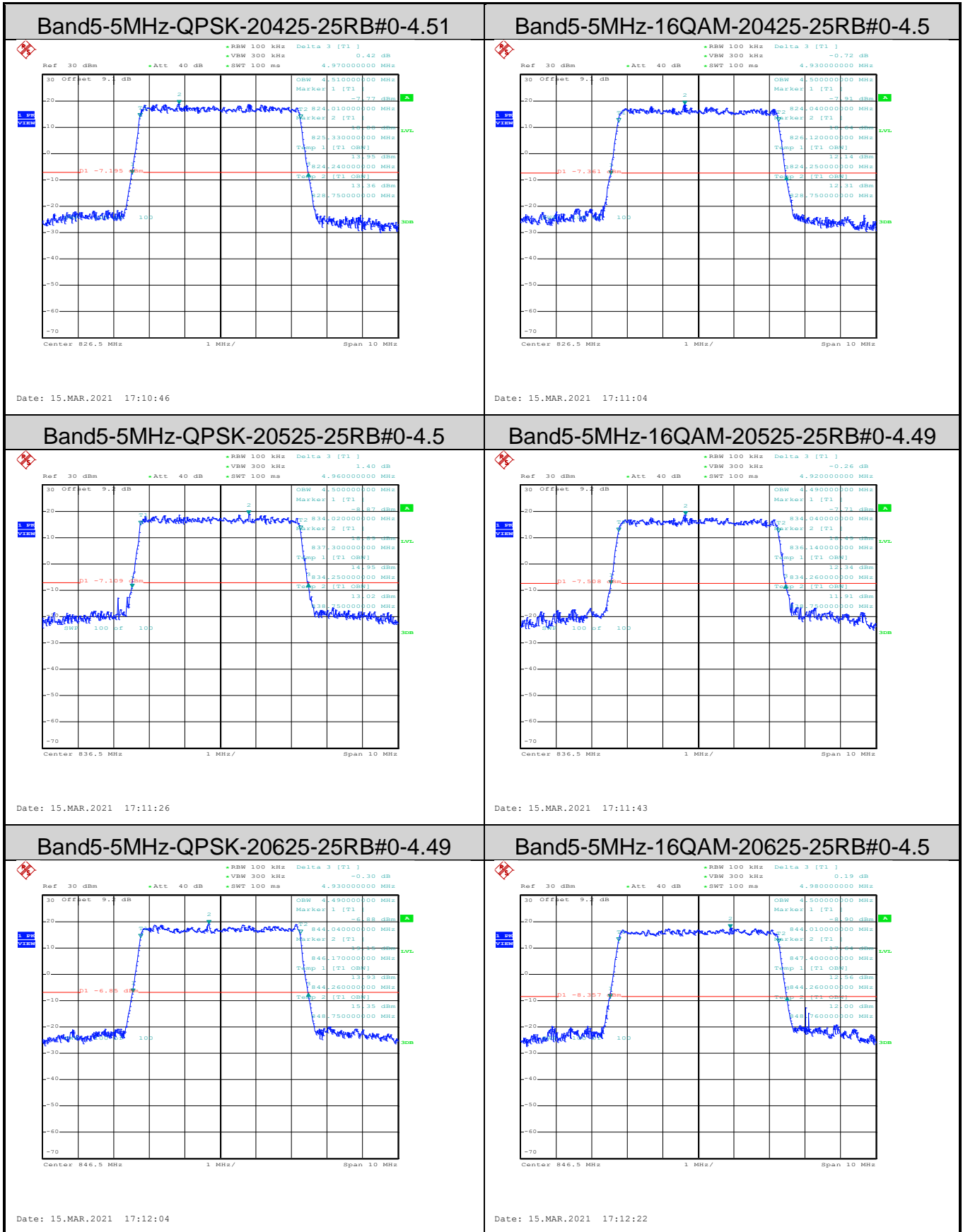




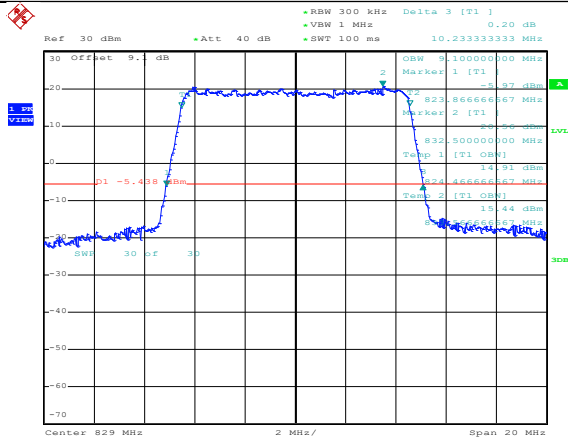






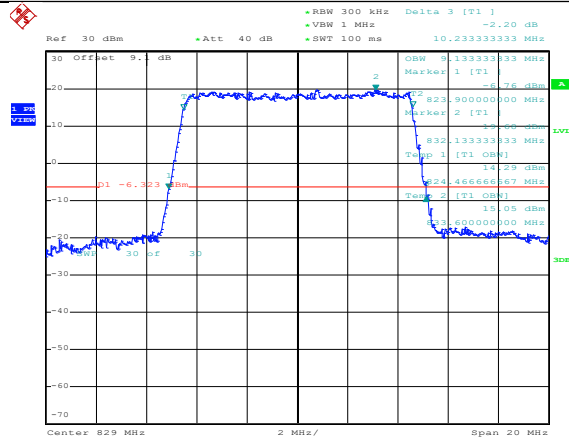


Band5-10MHz-QPSK-20450-50RB#0-9.1



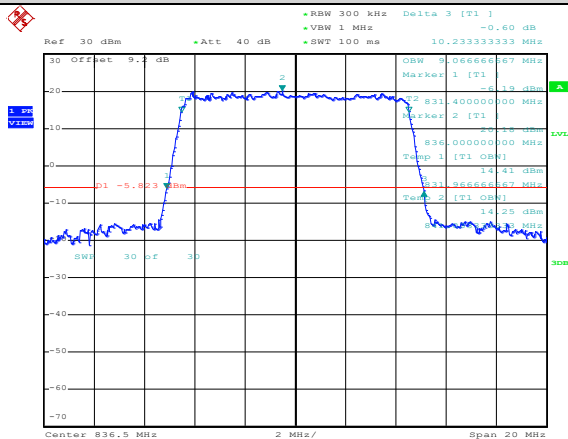
Date: 15.MAR.2021 17:13:21

Band5-10MHz-16QAM-20450-50RB#0-9.133



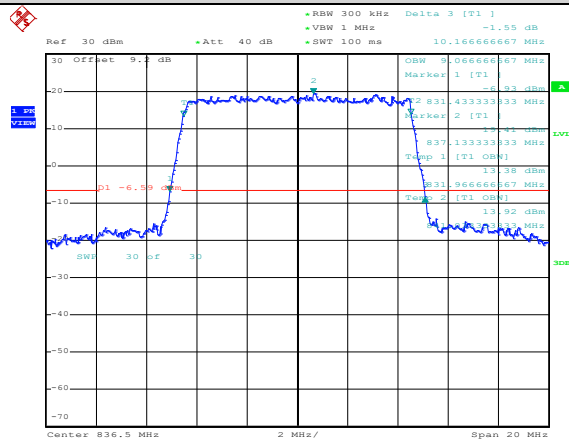
Date: 15.MAR.2021 17:13:32

Band5-10MHz-QPSK-20525-50RB#0-9.067



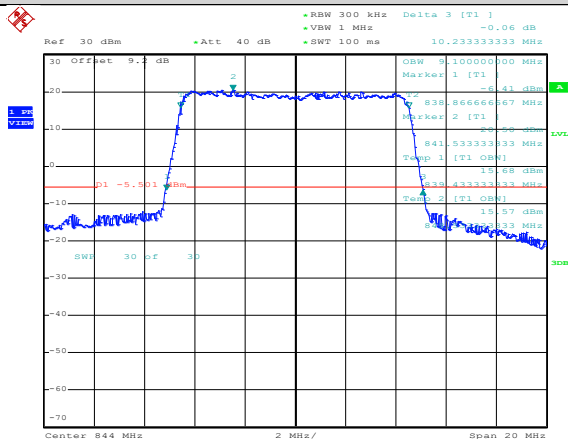
Date: 15.MAR.2021 17:13:46

Band5-10MHz-16QAM-20525-50RB#0-9.067



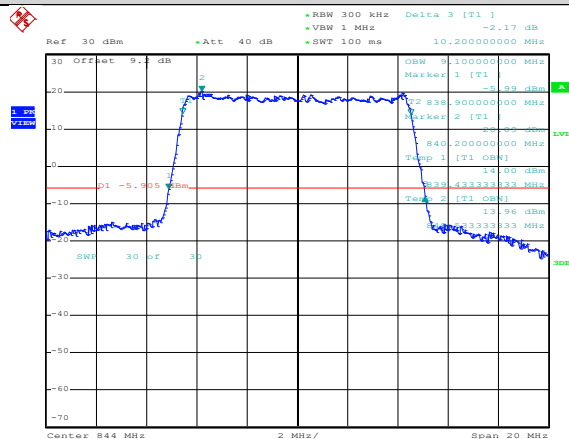
Date: 15.MAR.2021 17:13:57

Band5-10MHz-QPSK-20600-50RB#0-9.1

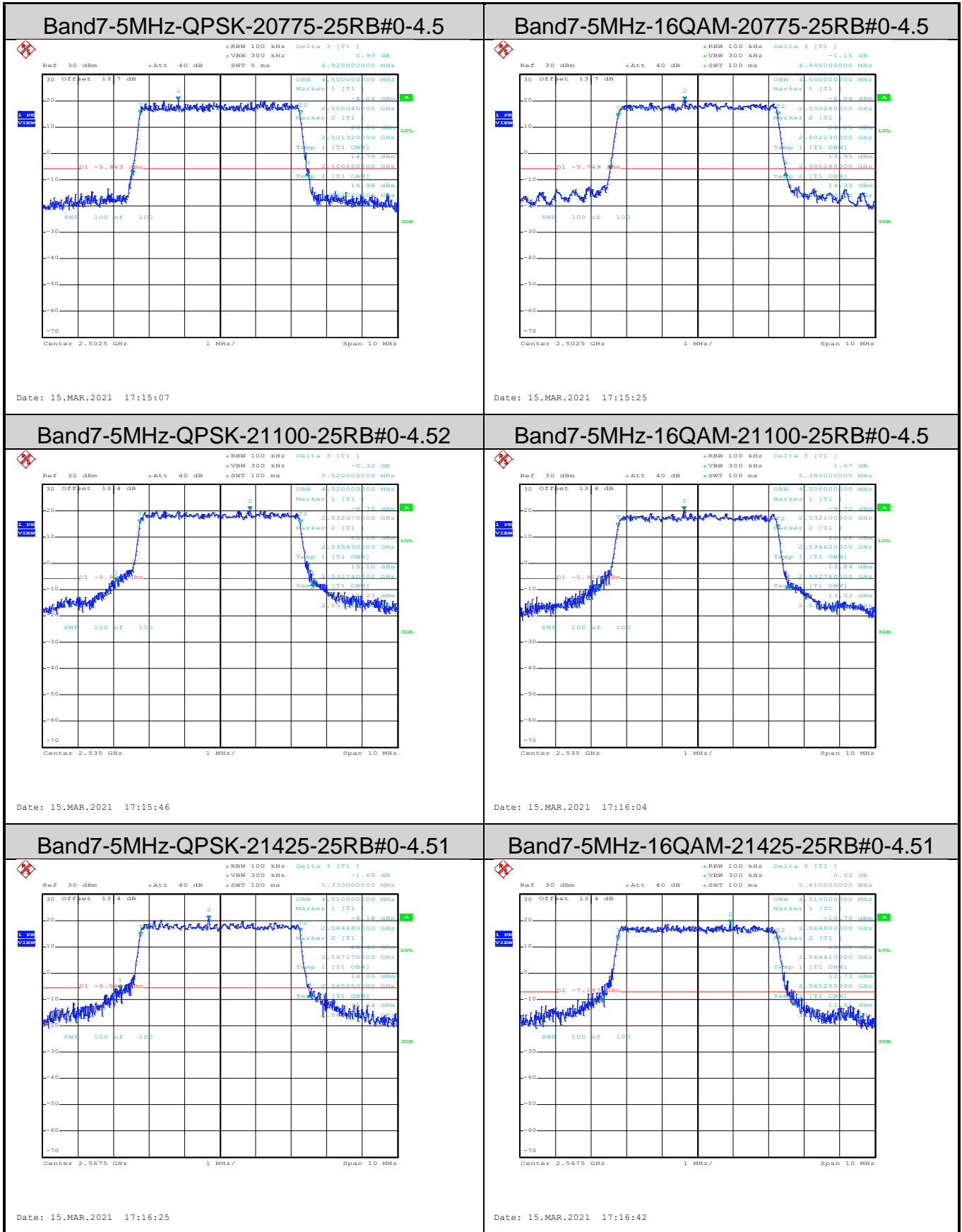


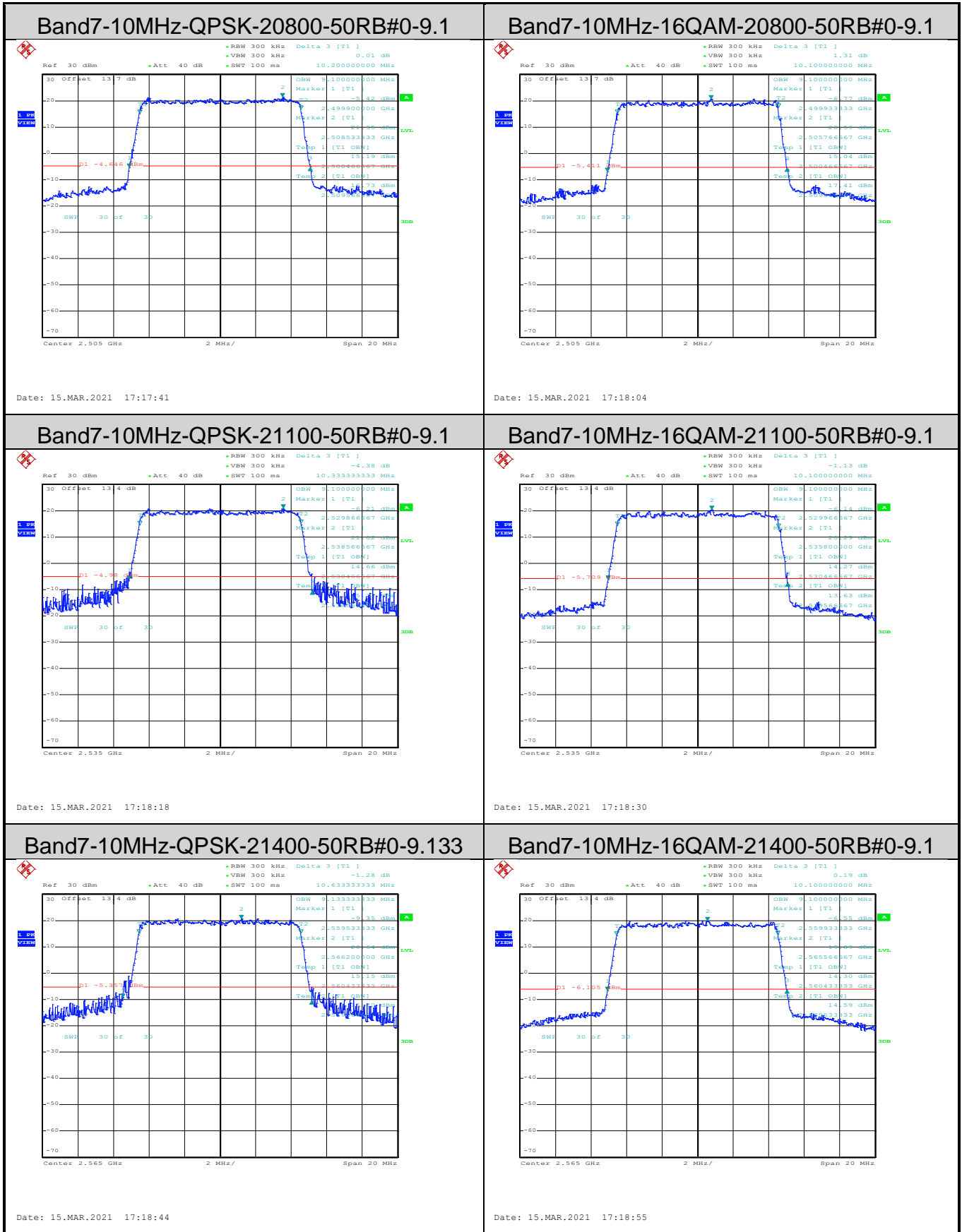
Date: 15.MAR.2021 17:14:11

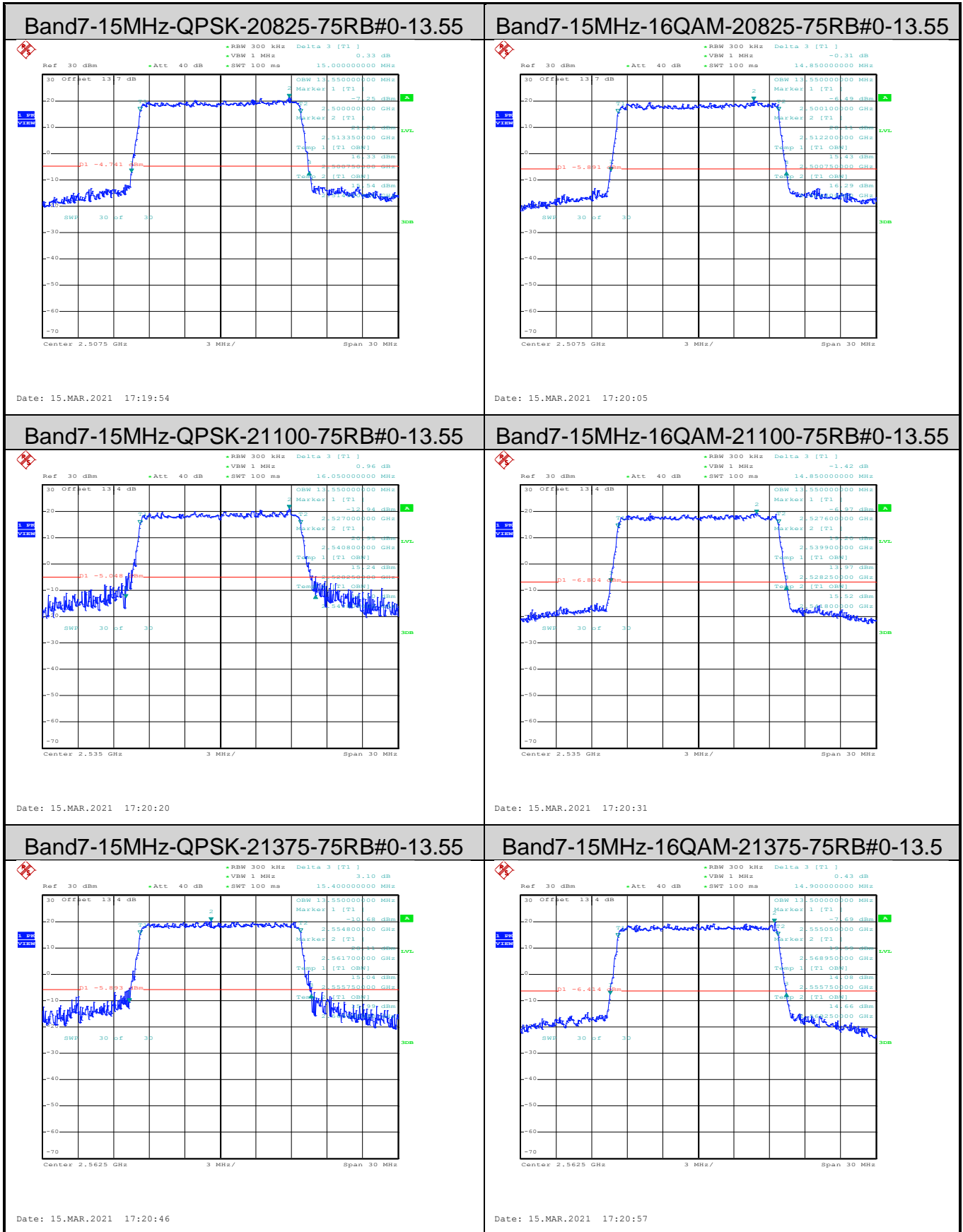
Band5-10MHz-16QAM-20600-50RB#0-9.1



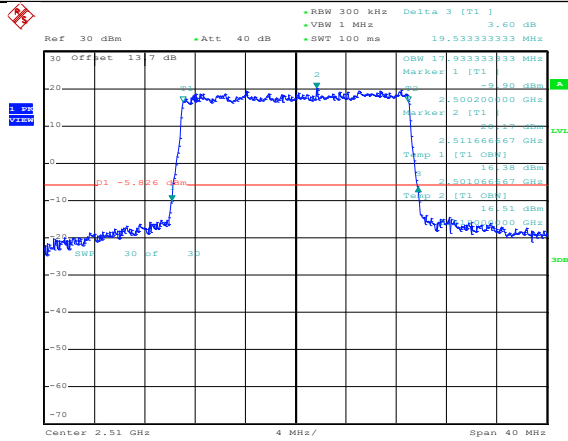
Date: 15.MAR.2021 17:14:22





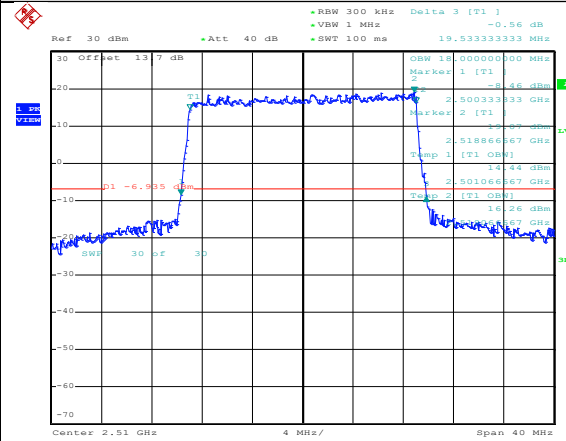


Band7-20MHz-QPSK-20850-100RB#0-
17.933



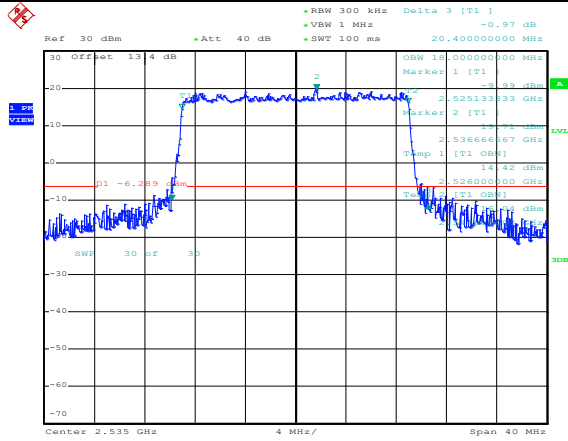
Date: 15.MAR.2021 17:21:53

Band7-20MHz-16QAM-20850-100RB#0-18



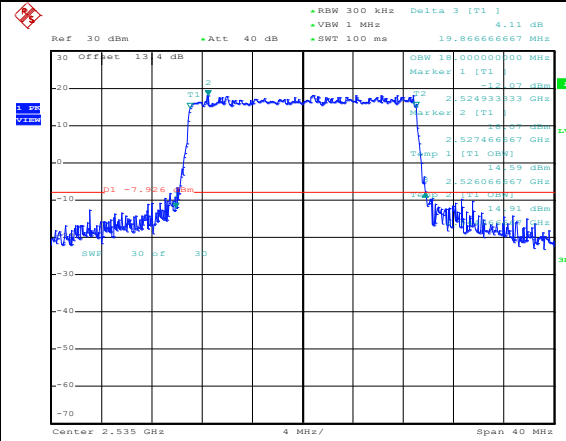
Date: 15.MAR.2021 17:22:04

Band7-20MHz-QPSK-21100-100RB#0-18



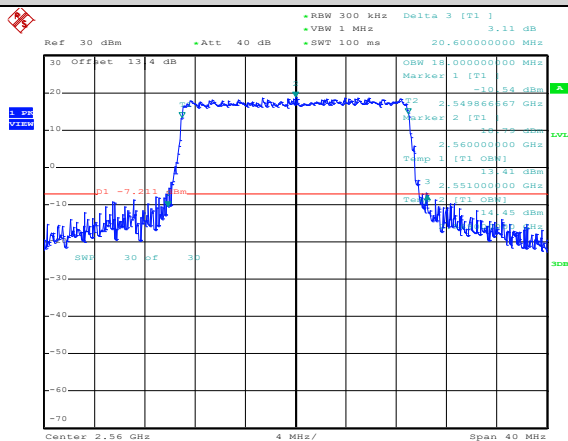
Date: 15.MAR.2021 17:22:19

Band7-20MHz-16QAM-21100-100RB#0-18



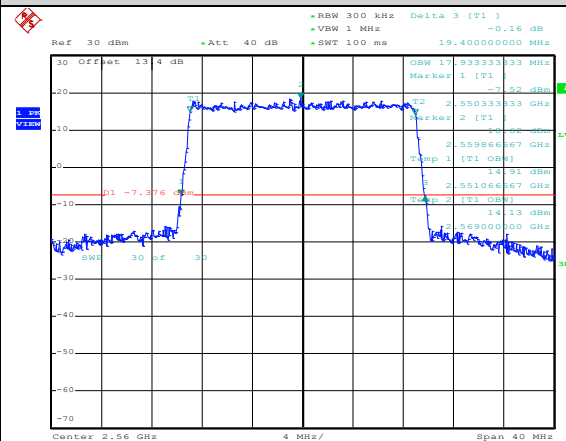
Date: 15.MAR.2021 17:22:30

Band7-20MHz-QPSK-21350-100RB#0-18

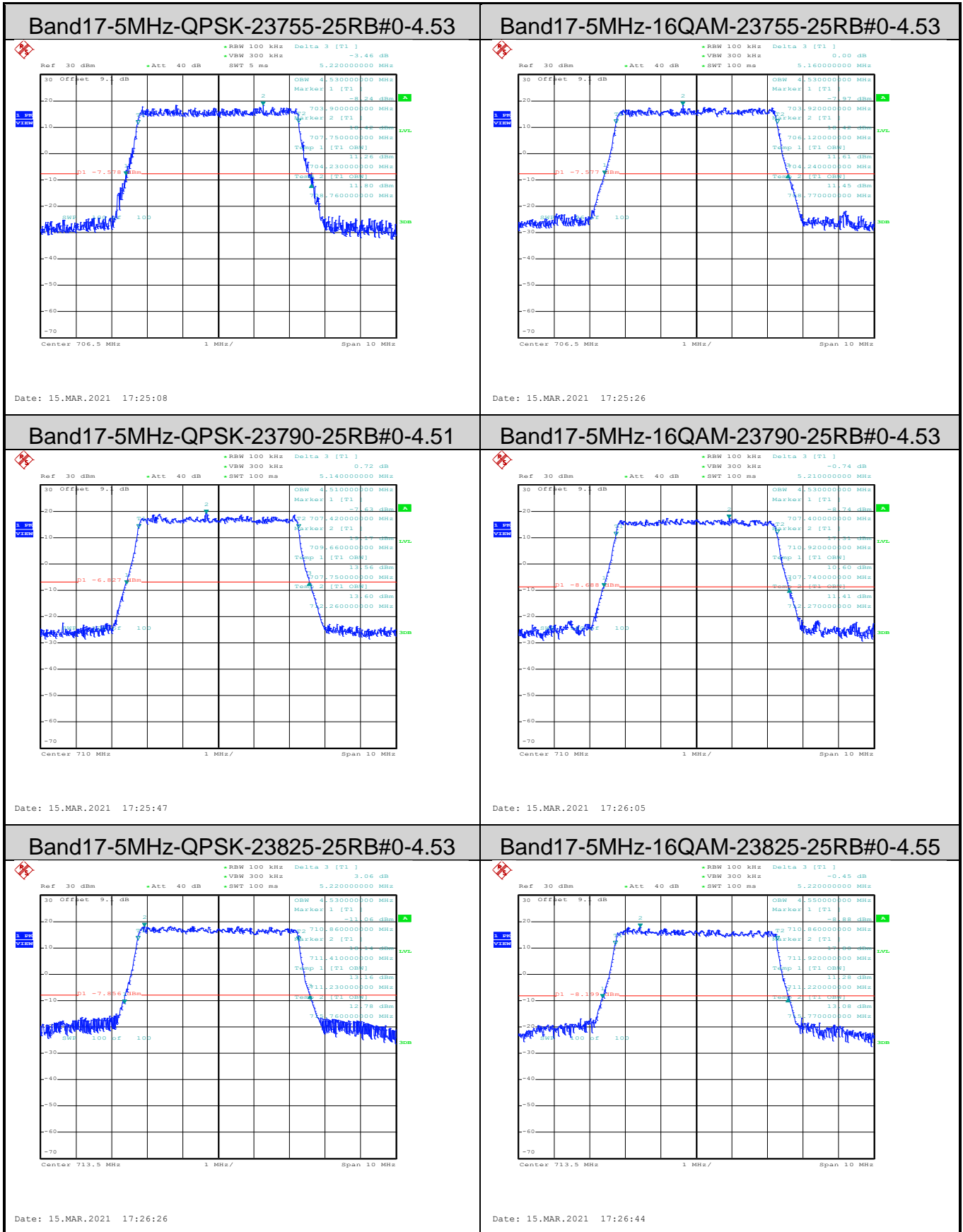


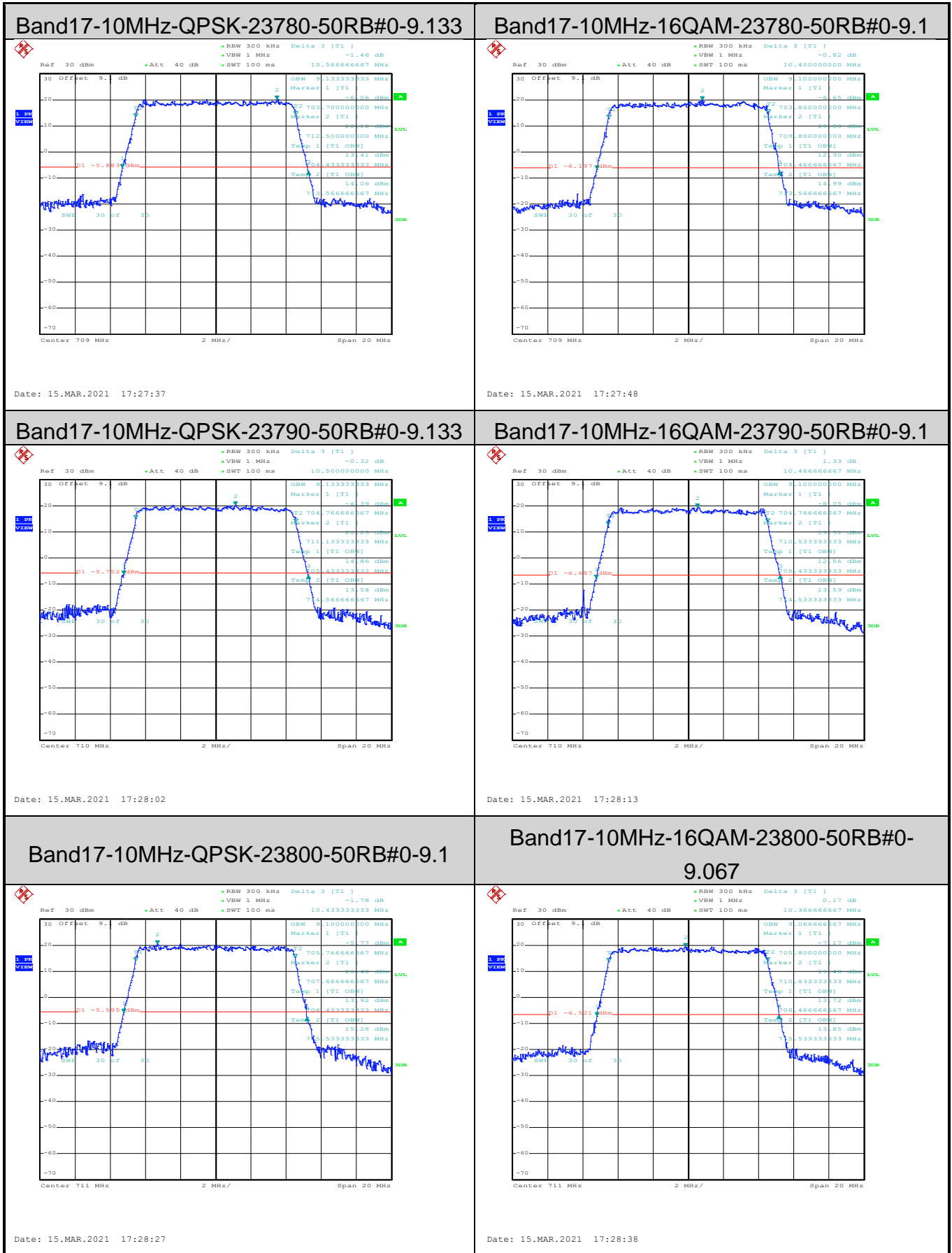
Date: 15.MAR.2021 17:22:44

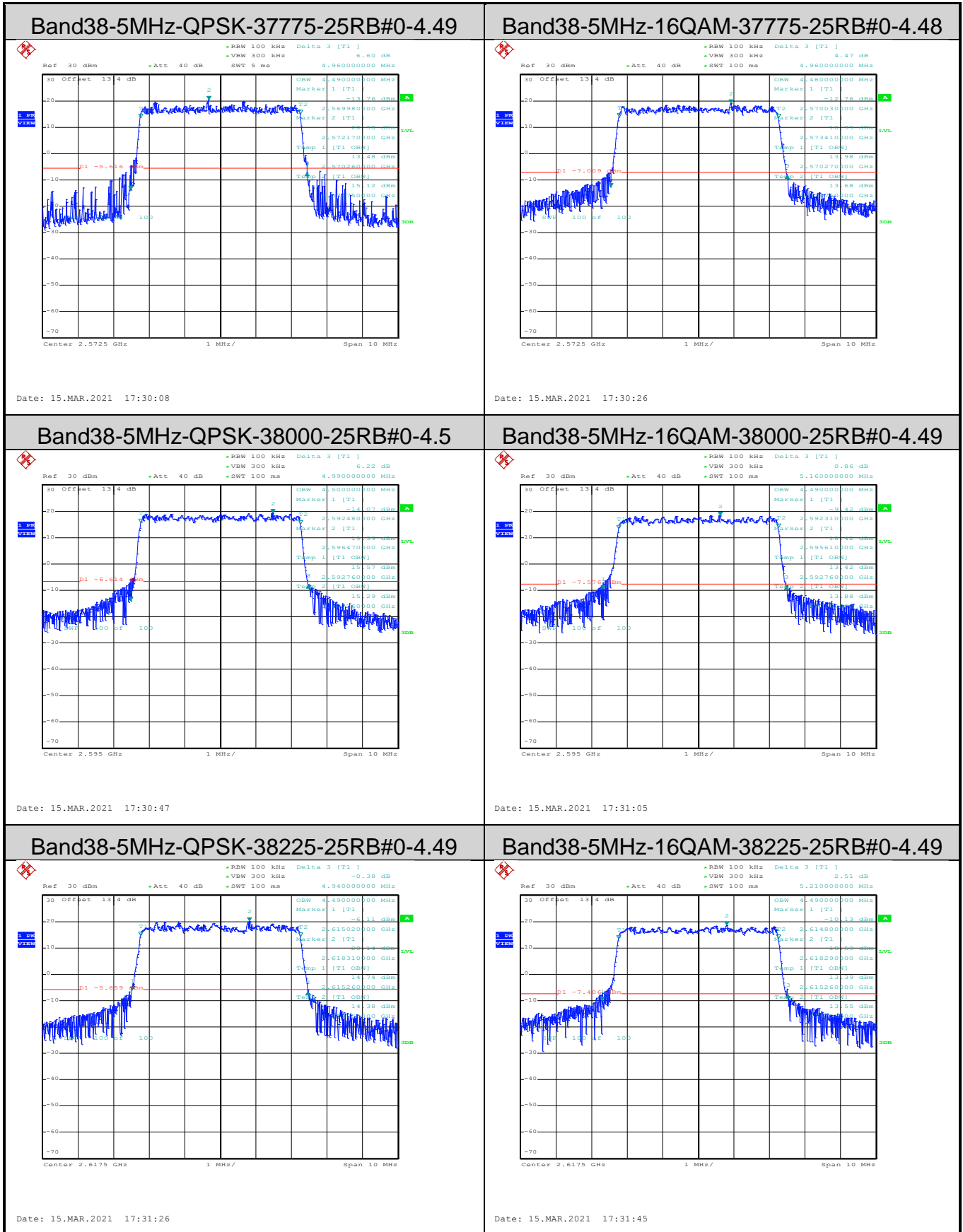
Band7-20MHz-16QAM-21350-100RB#0-
17.933



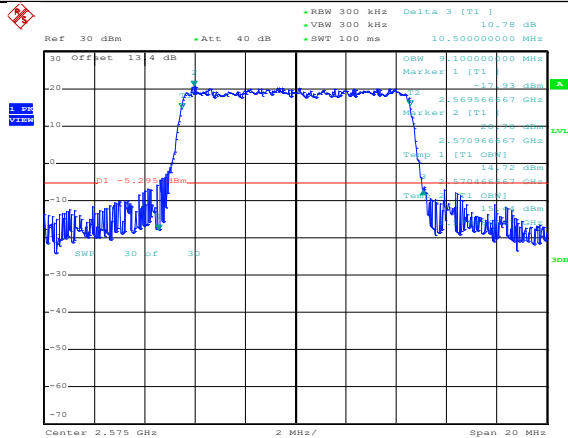
Date: 15.MAR.2021 17:22:55





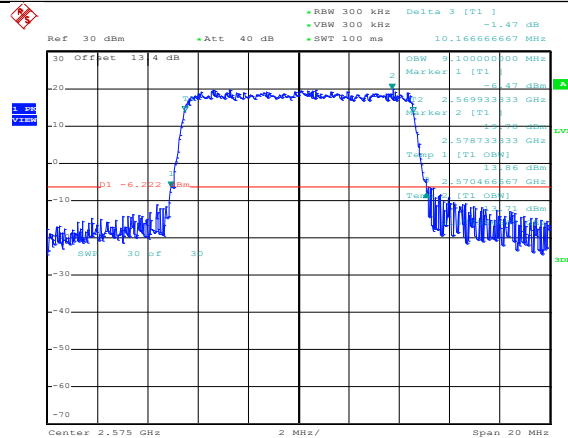


Band38-10MHz-QPSK-37800-50RB#0-9.1



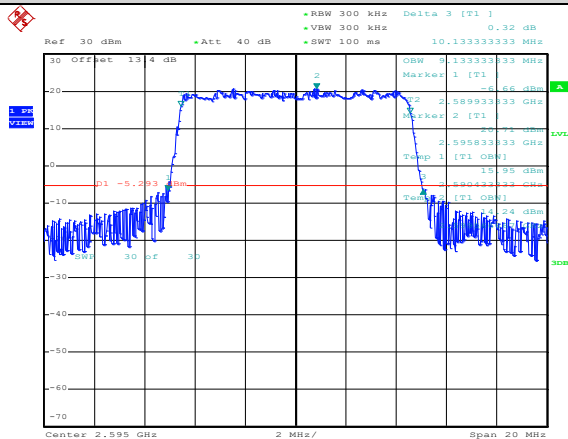
Date: 15.MAR.2021 17:32:41

Band38-10MHz-16QAM-37800-50RB#0-9.1



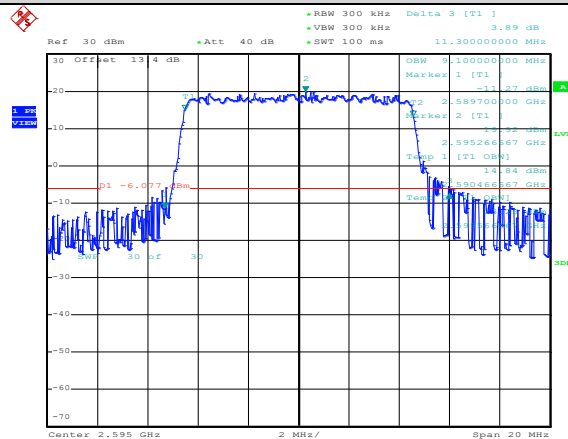
Date: 15.MAR.2021 17:32:52

Band38-10MHz-QPSK-38000-50RB#0-9.133



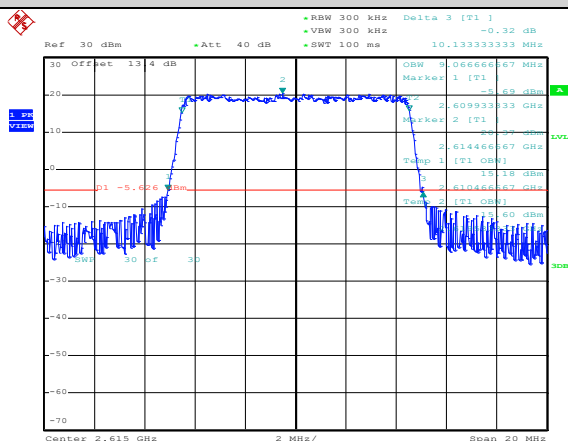
Date: 15.MAR.2021 17:33:06

Band38-10MHz-16QAM-38000-50RB#0-9.1



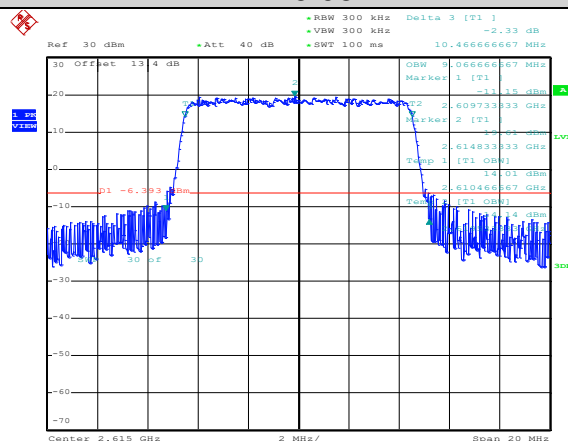
Date: 15.MAR.2021 17:33:17

Band38-10MHz-QPSK-38200-50RB#0-9.067



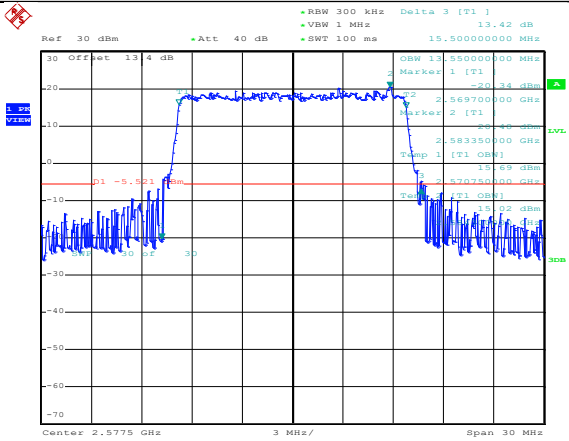
Date: 15.MAR.2021 17:33:31

Band38-10MHz-16QAM-38200-50RB#0-9.067



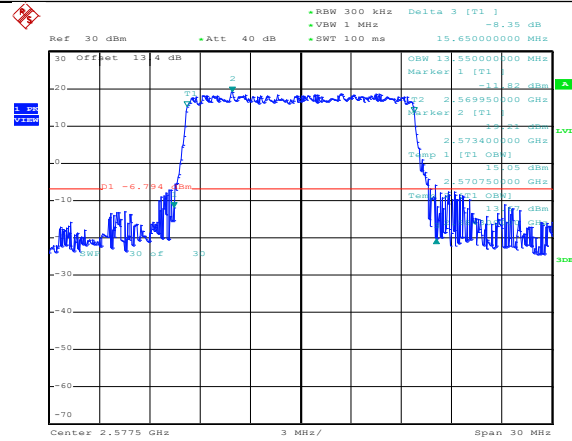
Date: 15.MAR.2021 17:33:42

Band38-15MHz-QPSK-37825-75RB#0-13.55



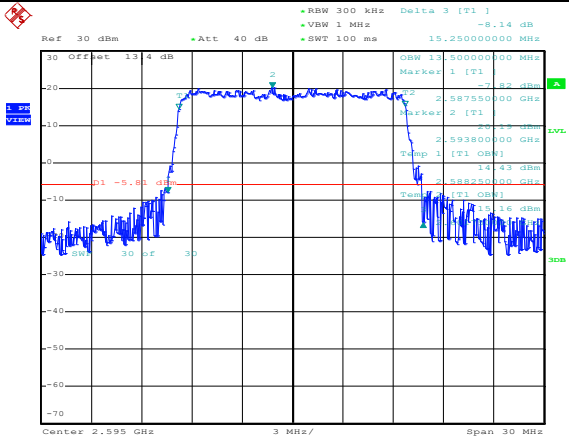
Date: 15.MAR.2021 17:34:40

Band38-15MHz-16QAM-37825-75RB#0-13.55



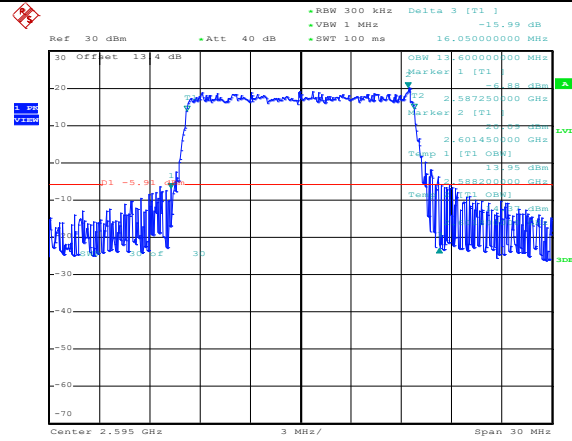
Date: 15.MAR.2021 17:34:51

Band38-15MHz-QPSK-38000-75RB#0-13.5



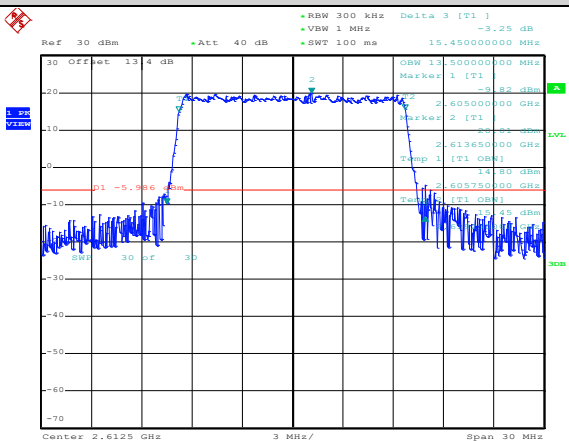
Date: 15.MAR.2021 17:35:05

Band38-15MHz-16QAM-38000-75RB#0-13.6



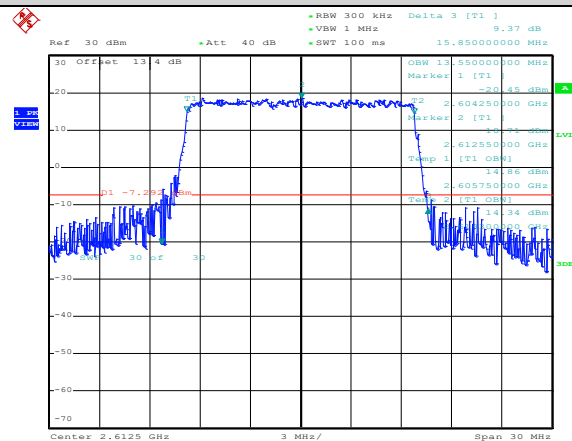
Date: 15.MAR.2021 17:35:16

Band38-15MHz-QPSK-38175-75RB#0-13.5

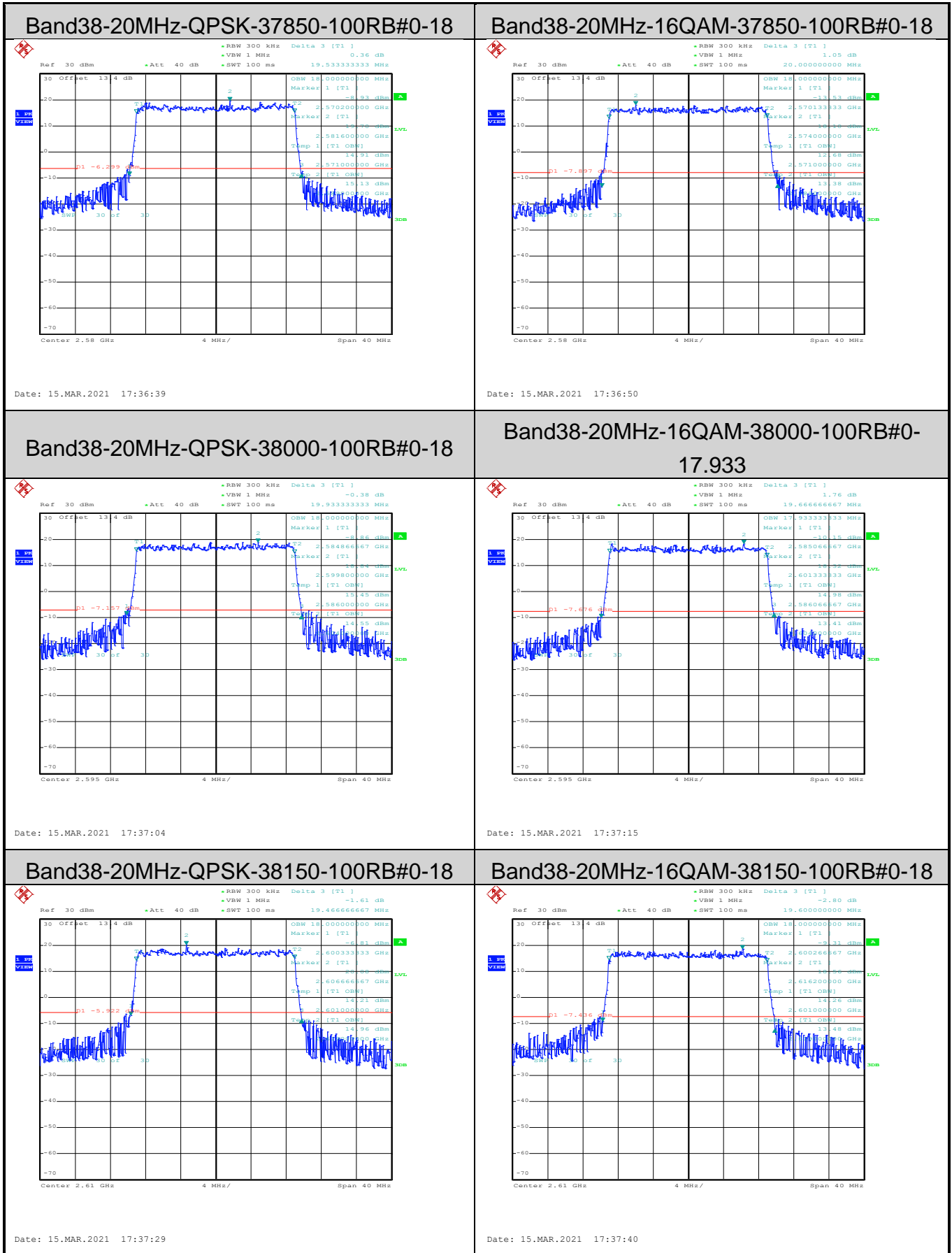


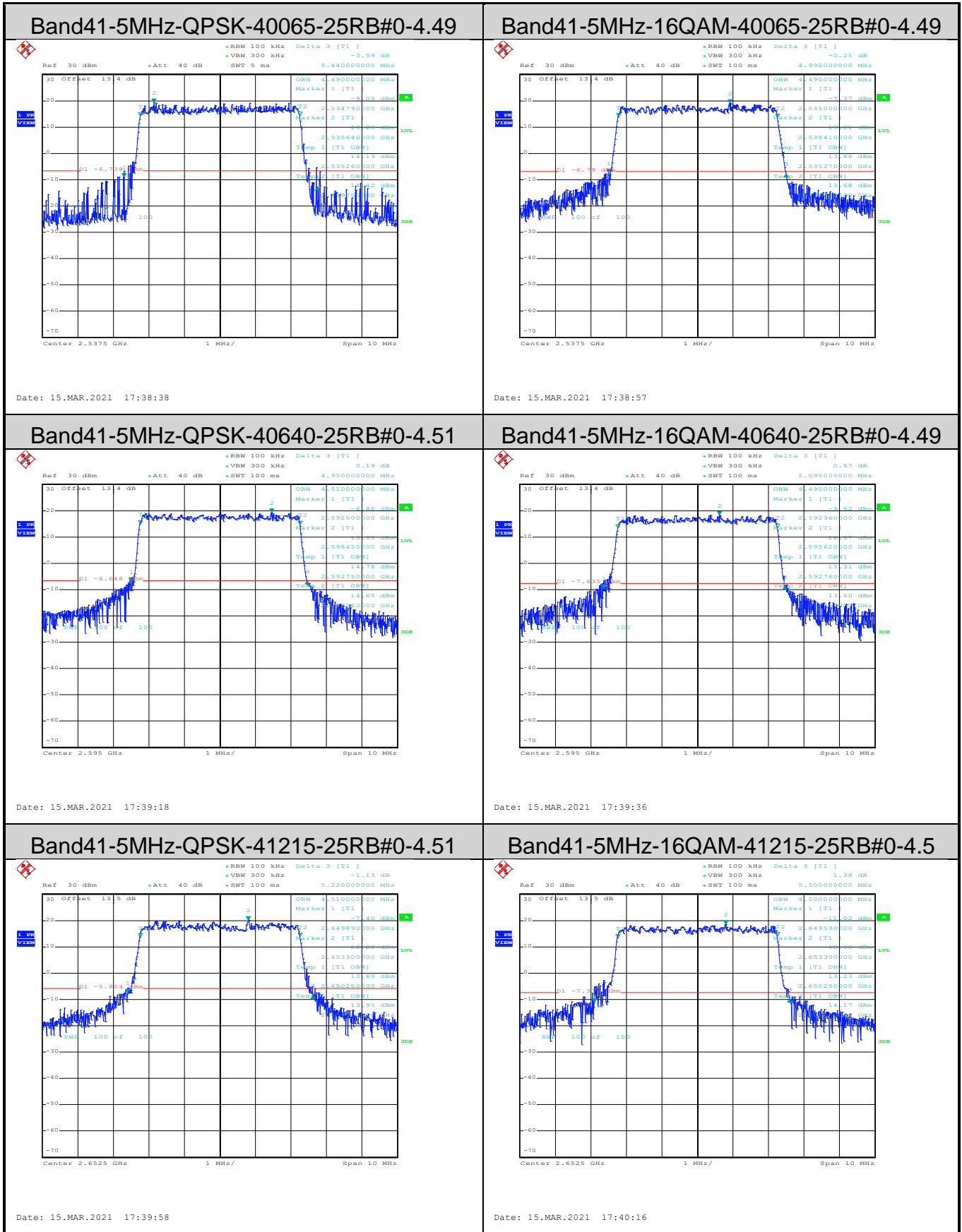
Date: 15.MAR.2021 17:35:30

Band38-15MHz-16QAM-38175-75RB#0-13.55

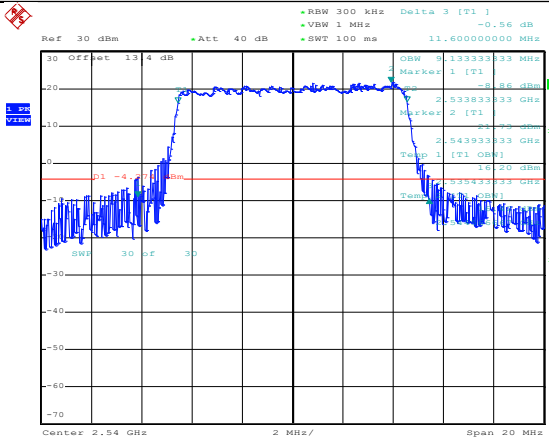


Date: 15.MAR.2021 17:35:41



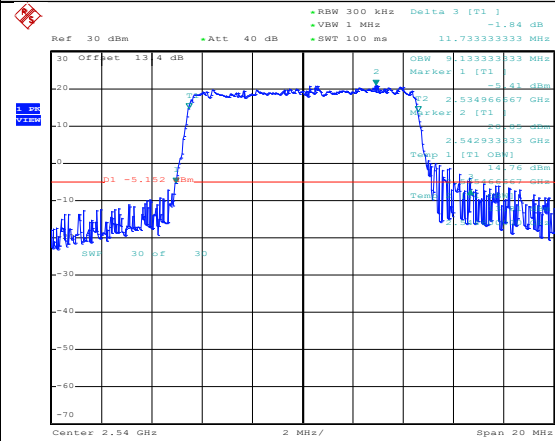


Band41-10MHz-QPSK-40090-50RB#0-9.133



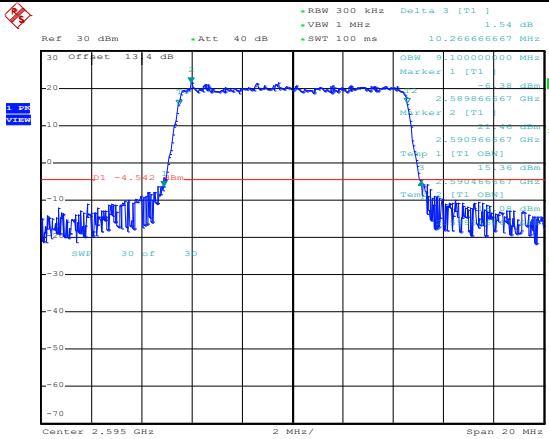
Date: 15.MAR.2021 17:40:56

Band41-10MHz-16QAM-40090-50RB#0-9.133



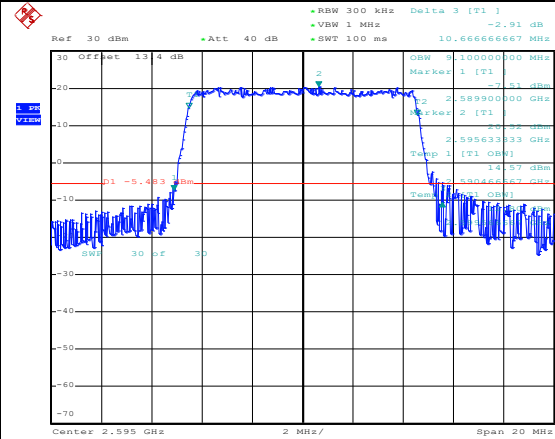
Date: 15.MAR.2021 17:41:07

Band41-10MHz-QPSK-40640-50RB#0-9.1



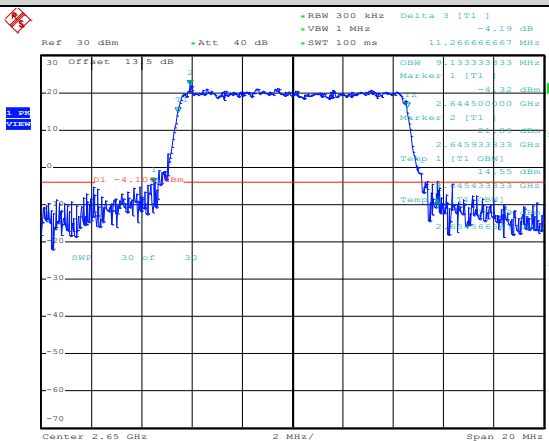
Date: 15.MAR.2021 17:41:21

Band41-10MHz-16QAM-40640-50RB#0-9.1



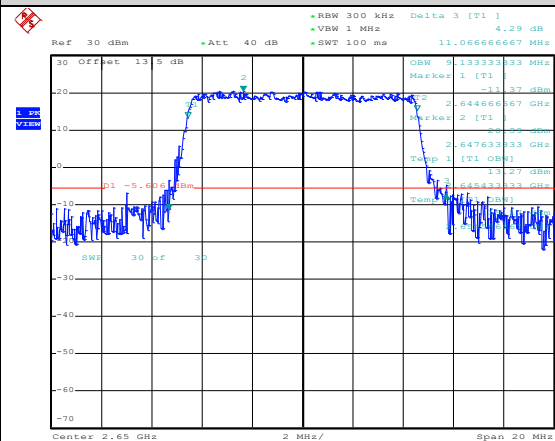
Date: 15.MAR.2021 17:41:32

Band41-10MHz-QPSK-41190-50RB#0-9.133



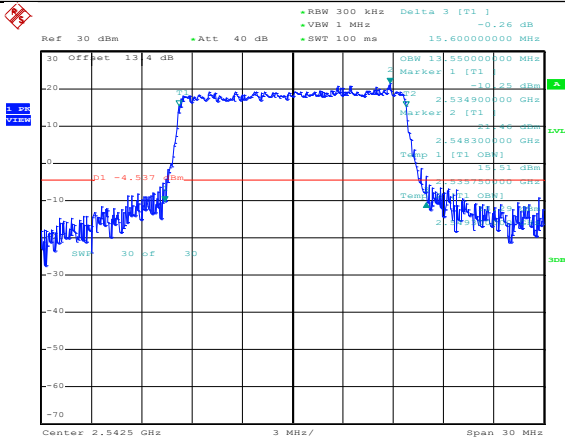
Date: 15.MAR.2021 17:41:48

Band41-10MHz-16QAM-41190-50RB#0-9.133



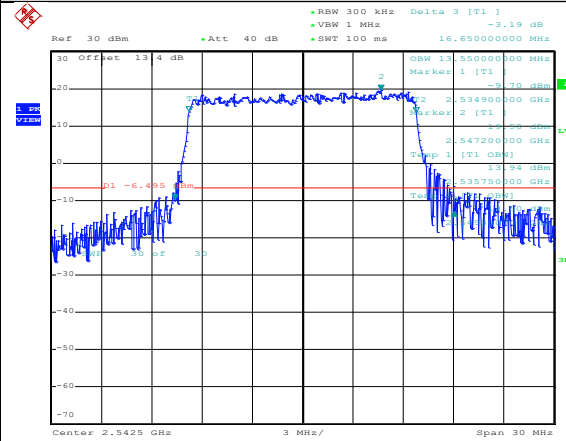
Date: 15.MAR.2021 17:41:59

Band41-15MHz-QPSK-40115-75RB#0-13.55



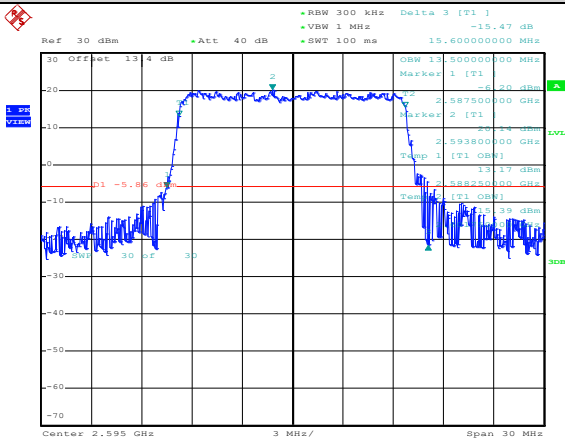
Date: 15.MAR.2021 17:42:58

Band41-15MHz-16QAM-40115-75RB#0-13.55



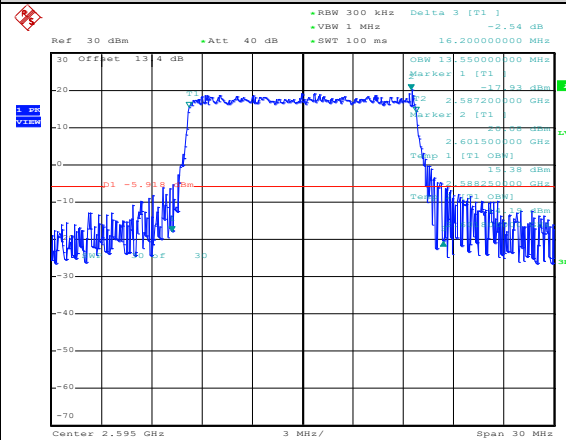
Date: 15.MAR.2021 17:43:09

Band41-15MHz-QPSK-40640-75RB#0-13.5



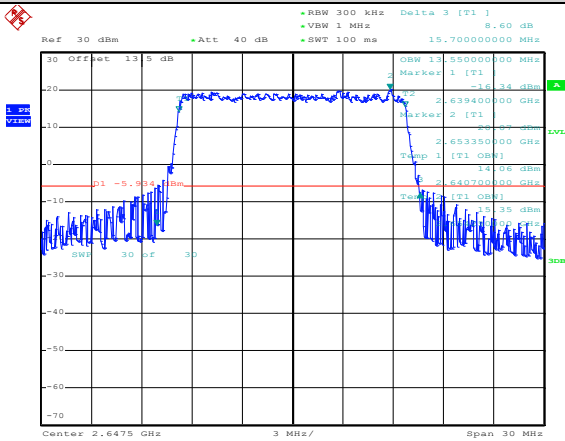
Date: 15.MAR.2021 17:43:23

Band41-15MHz-16QAM-40640-75RB#0-13.55



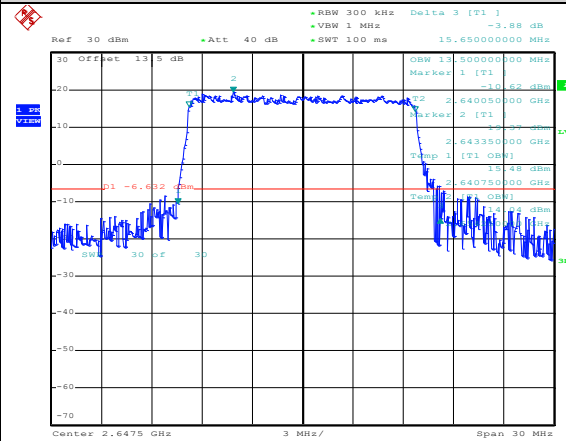
Date: 15.MAR.2021 17:43:34

Band41-15MHz-QPSK-41165-75RB#0-13.55

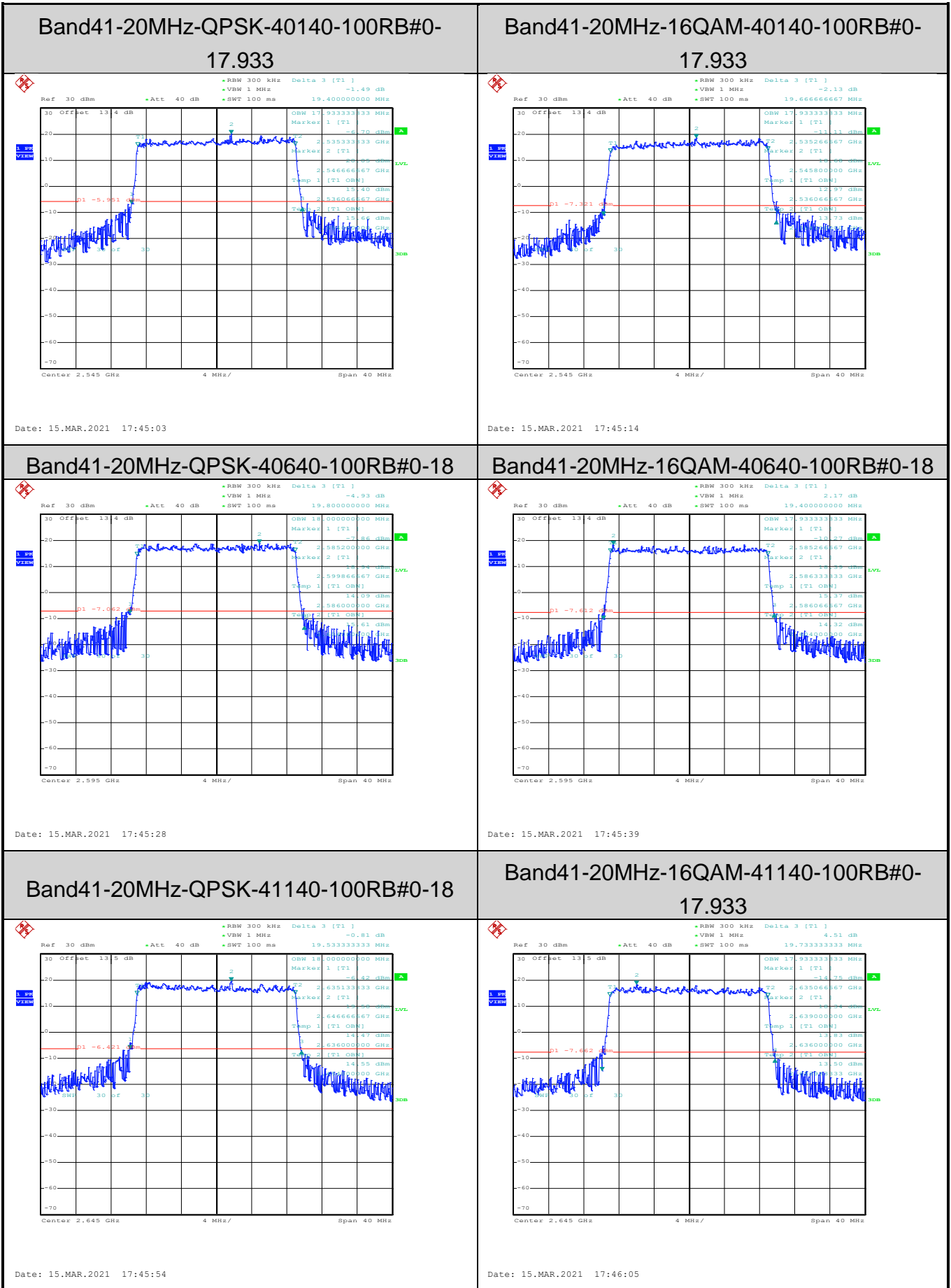


Date: 15.MAR.2021 17:43:50

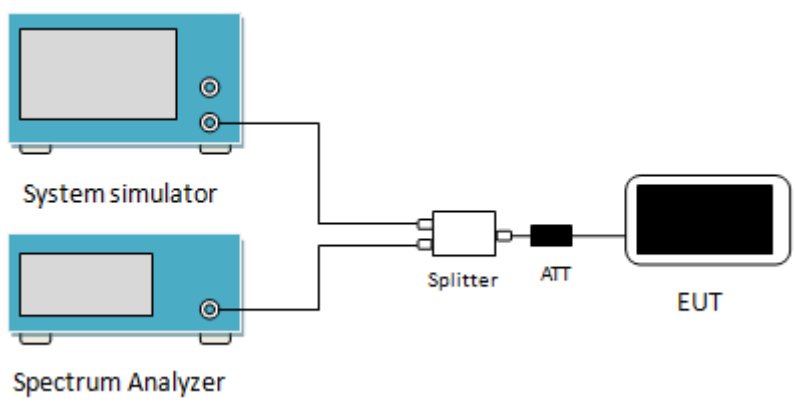
Band41-15MHz-16QAM-41165-75RB#0-13.5



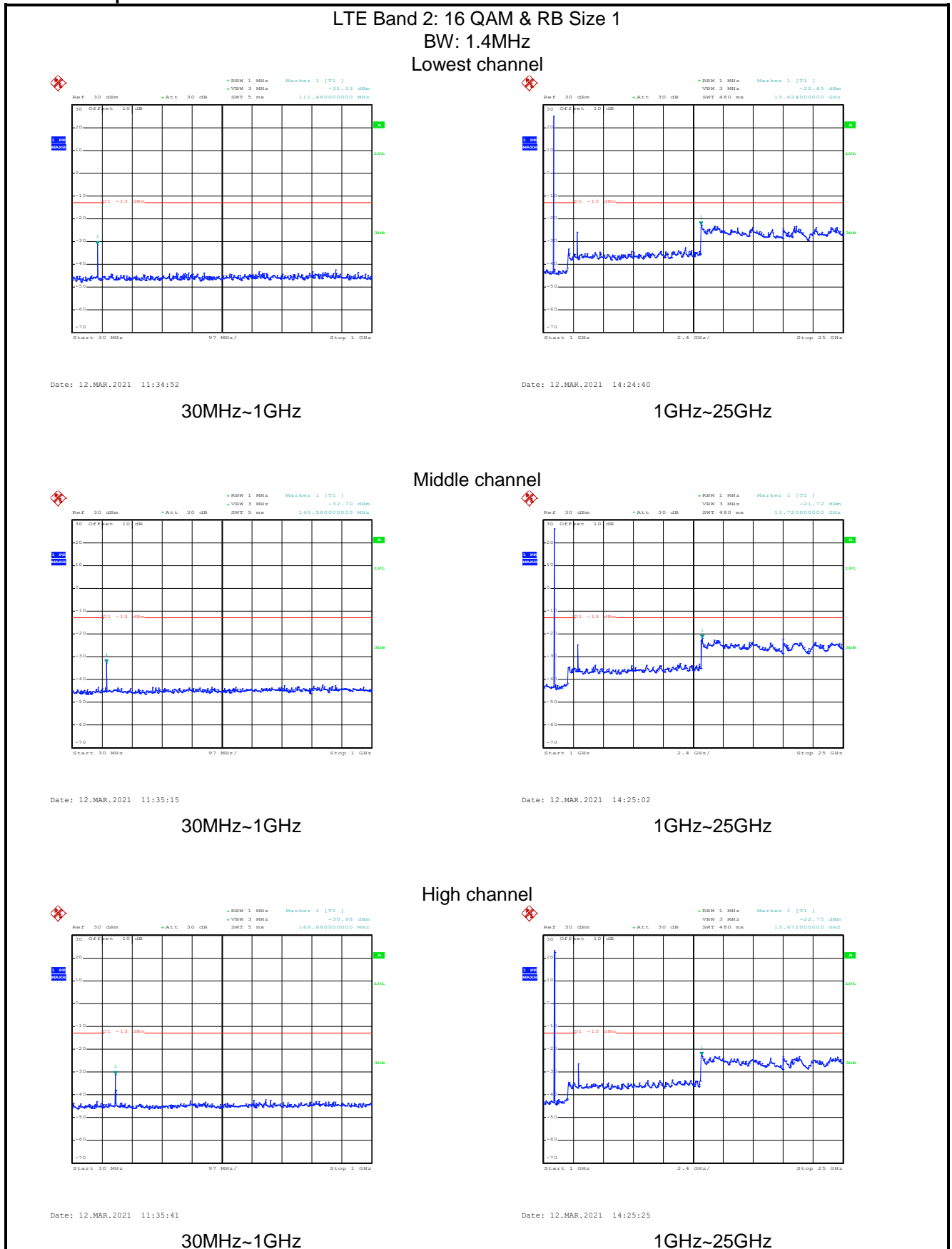
Date: 15.MAR.2021 17:44:01



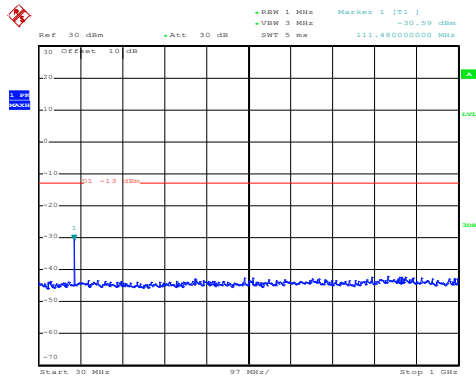
6.4 Out of band emission at antenna terminals

Test Requirement:	Part 22.917(a), Part 24.238 (a), part 27.53(g), part 27.53(h), Part 27.53(m)
Limit:	<p>LTE Band 2 & 4 & 5 & 17: The power of any emission outside a licensee's frequency block shall be attenuated below the transmitter power (P) in watts by at least $43 + 10 \log_{10}(P)$ dB (-13 dBm).</p> <p>LTE Band 7 & 38 & 41: For mobile digital stations, the attenuation factor shall be not less than $40 + 10 \log (P)$ dB on all frequencies between the channel edge and 5 megahertz from the channel edge, $43 + 10 \log (P)$ dB on all frequencies between 5 megahertz and X megahertz from the channel edge, and $55 + 10 \log (P)$ dB on all frequencies more than X megahertz from the channel edge, where X is the greater of 6 megahertz or the actual emission bandwidth as defined in paragraph (m)(6) of this section. In addition, the attenuation factor shall not be less that $43 + 10 \log (P)$ dB on all frequencies between 2490.5 MHz and 2496 MHz and $55 + 10 \log (P)$ dB at or below 2490.5 MHz.</p>
Test Setup:	 <p>The diagram illustrates the test setup. On the left, there are two blue equipment units: a 'System simulator' on top and a 'Spectrum Analyzer' on the bottom. A cable connects the output of the System simulator to a 'Splitter'. The other output of the Splitter goes to an 'ATT' (attenuator). The output of the ATT is connected to the 'EUT' (Equipment Under Test), which is represented by a black rectangular device.</p>
Test Procedure:	<ol style="list-style-type: none"> 1 The RF output of the transceiver was connected to a spectrum analyzer through appropriate attenuation. 2 For the out of band: For Band 5 & 12 & 17 set the RBW=100 kHz, VBW=300 kHz and for Band 2 & 4 & 7 set the RBW=1 MHz, VBW=3 MHz when below 1 GHz, RBW =1 MHz, VBW=3 MHz when above 1 GHz, Start=30MHz, Stop= 10th harmonic. 3 Band Edge Requirements: In the 1 MHz bands immediately outside and adjacent to the frequency block, a resolution bandwidth of at least 1 percent of the emission bandwidth of the fundamental emission of the transmitter may be employed to measure the out of band Emissions.
Test Instruments:	Refer to section 5.10 for details
Test mode:	Refer to section 5.3 for details
Test results:	Passed
Remark:	Pre-scan all RB Size and offset, and found the RB Size and offset of worst case, so the report shows only the worst case test data.

Test plots as follows (Conducted spurious emission) (worst case):
LTE Band 2 part:

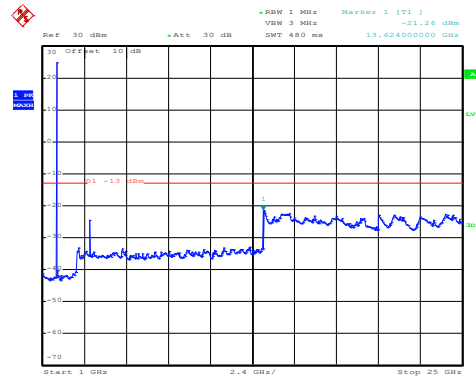


LTE Band 2: QPSK & RB Size 1 BW: 1.4MHz Lowest channel



Date: 12.MAR.2021 11:34:46

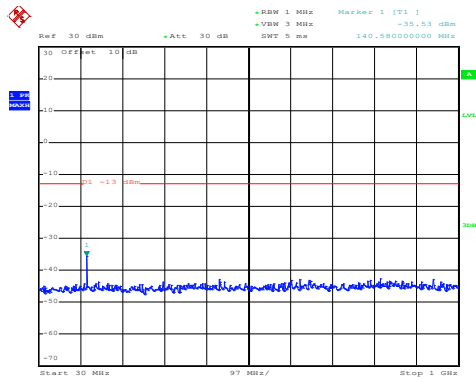
30MHz~1GHz



Date: 12.MAR.2021 14:24:32

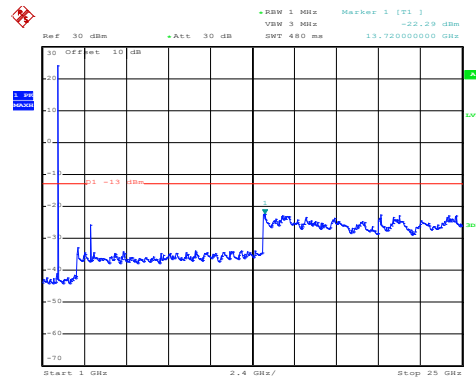
1GHz~25GHz

Middle channel



Date: 12.MAR.2021 11:35:02

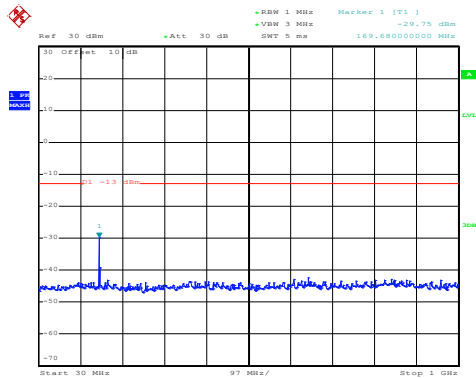
30MHz~1GHz



Date: 12.MAR.2021 14:24:51

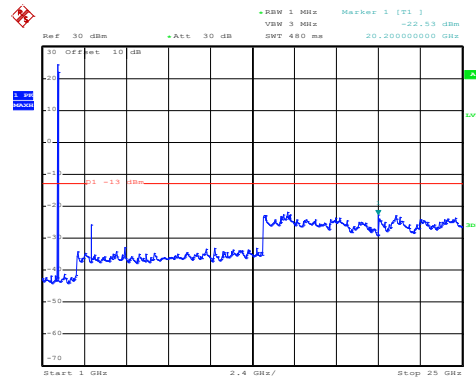
1GHz~25GHz

High channel



Date: 12.MAR.2021 11:35:27

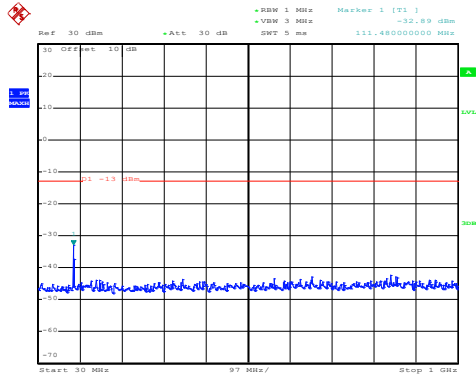
30MHz~1GHz



Date: 12.MAR.2021 14:25:15

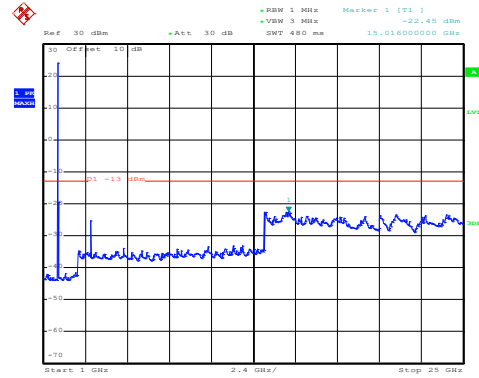
1GHz~25GHz

LTE Band 2: 16 QAM & RB Size 1 BW: 20MHz Lowest channel



Date: 12.MAR.2021 11:39:56

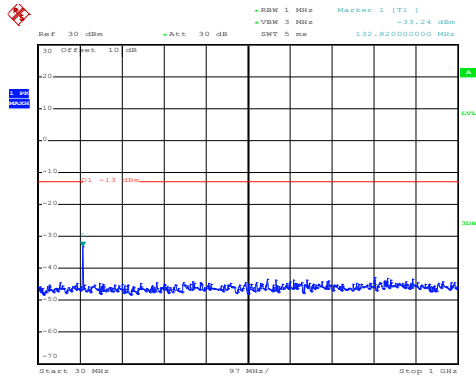
30MHz~1GHz



Date: 12.MAR.2021 11:39:39

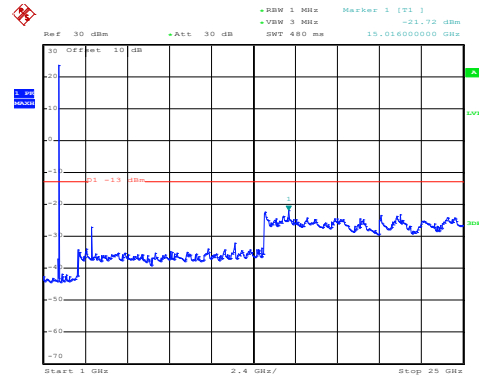
1GHz~25GHz

Middle channel



Date: 12.MAR.2021 11:40:12

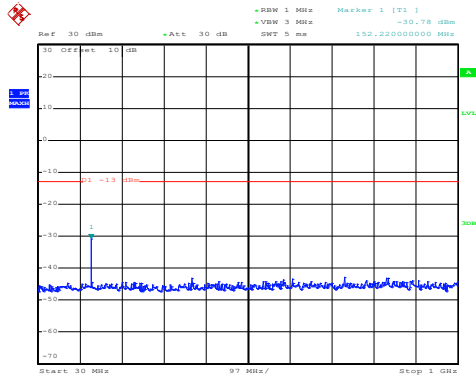
30MHz~1GHz



Date: 12.MAR.2021 11:39:20

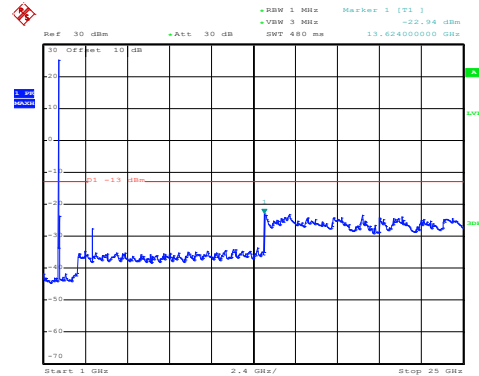
1GHz~25GHz

High channel



Date: 12.MAR.2021 11:40:24

30MHz~1GHz



Date: 12.MAR.2021 11:39:03

1GHz~25GHz