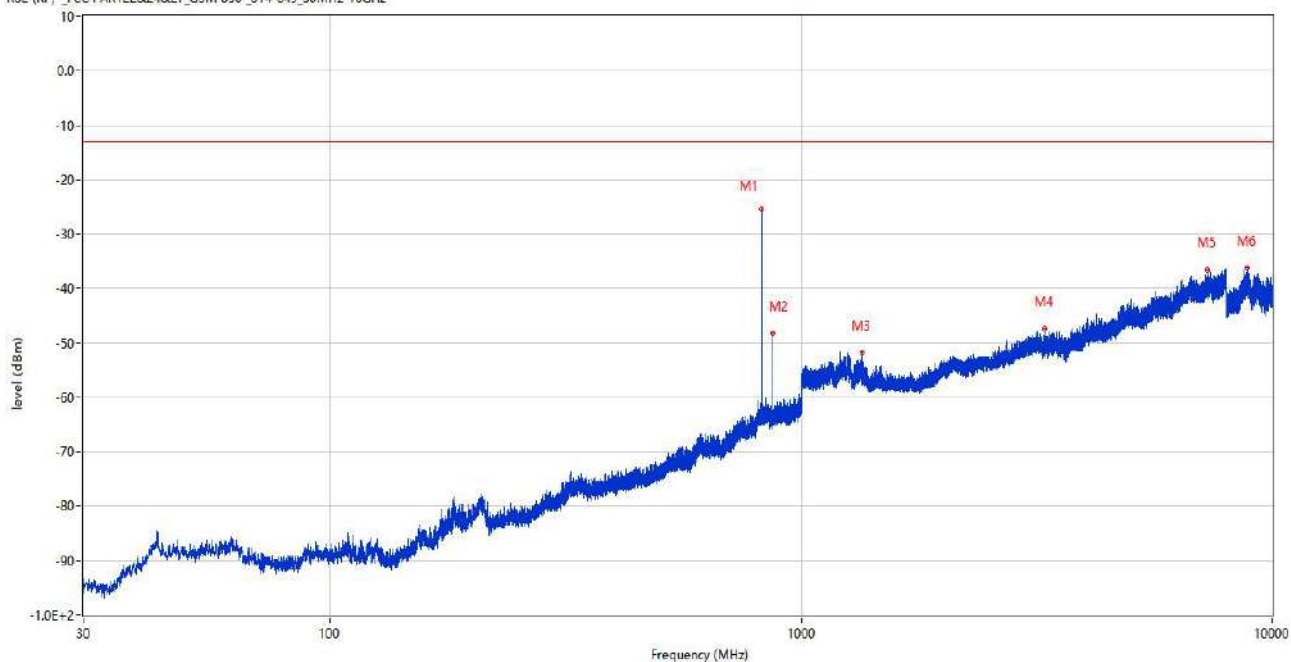


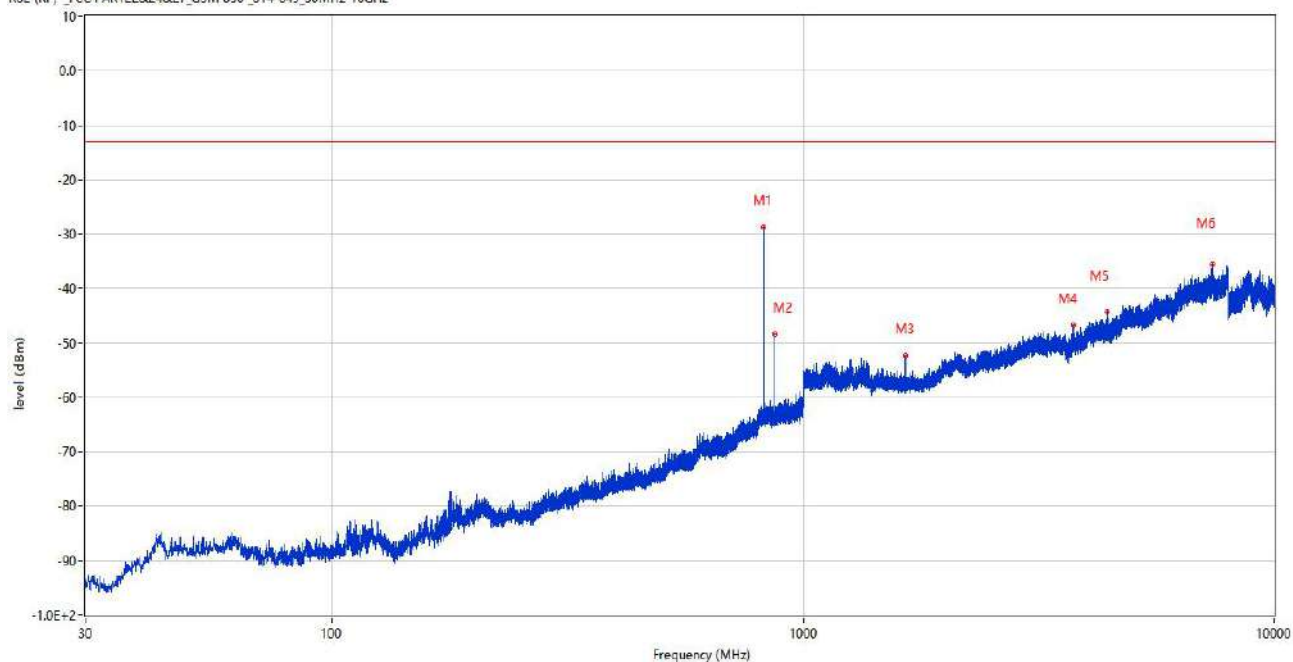
A.7 Field Strength of Spurious Radiation

RSE (RF) _FCC PART2&24&27_GSM 850_814-849_30MHz-10GHz



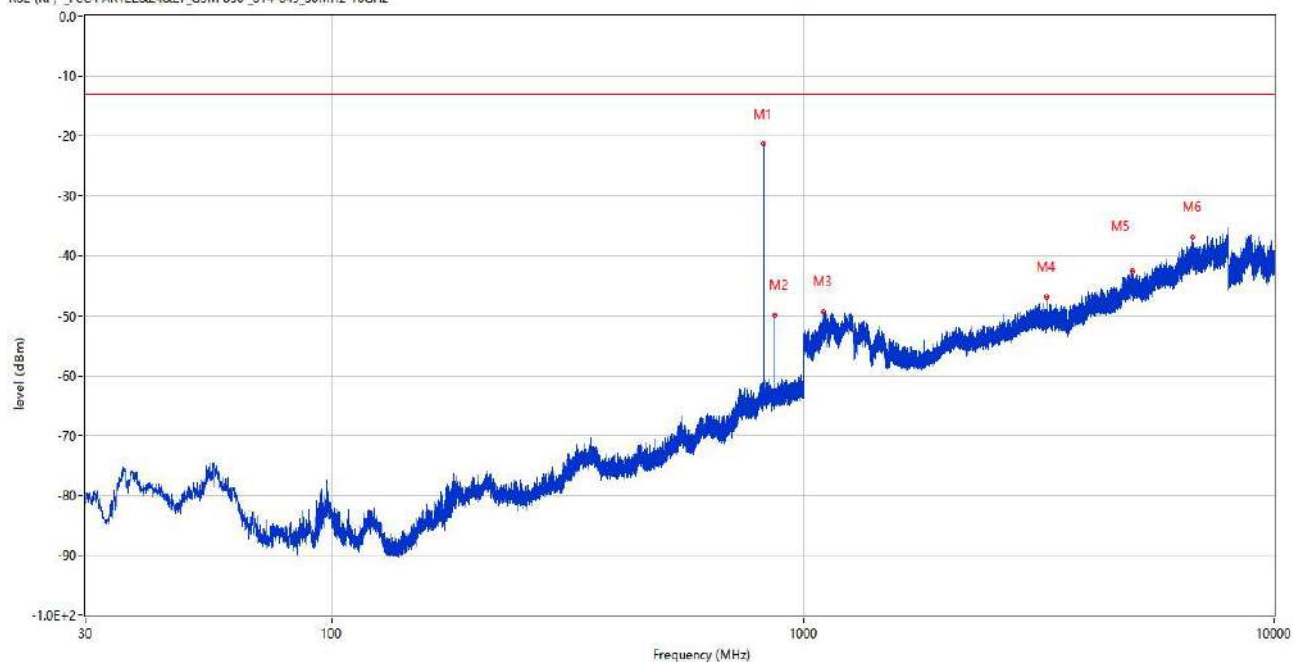
Frequency (MHz)	Result (dBm)	Factor (dB)	Limit (dBm)	Margin (dB)	Table (o)	ANT	EUT	Verdict
824.236	-25.41	6.91	-13.0	12.41	258.00	Horizontal	Horizontal	N/A
869.196	-48.24	6.35	-13.0	35.24	279.00	Horizontal	Horizontal	N/A
1348.300	-51.74	-2.68	-13.0	38.74	228.00	Horizontal	Horizontal	Pass
3296.750	-47.45	6.67	-13.0	34.45	356.00	Horizontal	Horizontal	Pass
7311.750	-36.65	16.95	-13.0	23.65	261.00	Horizontal	Horizontal	Pass
8841.300	-36.28	20.22	-13.0	23.28	0.00	Horizontal	Horizontal	Pass

RSE (RF) _FCC PART2&24&27_GSM 850_814-849_30MHz-10GHz



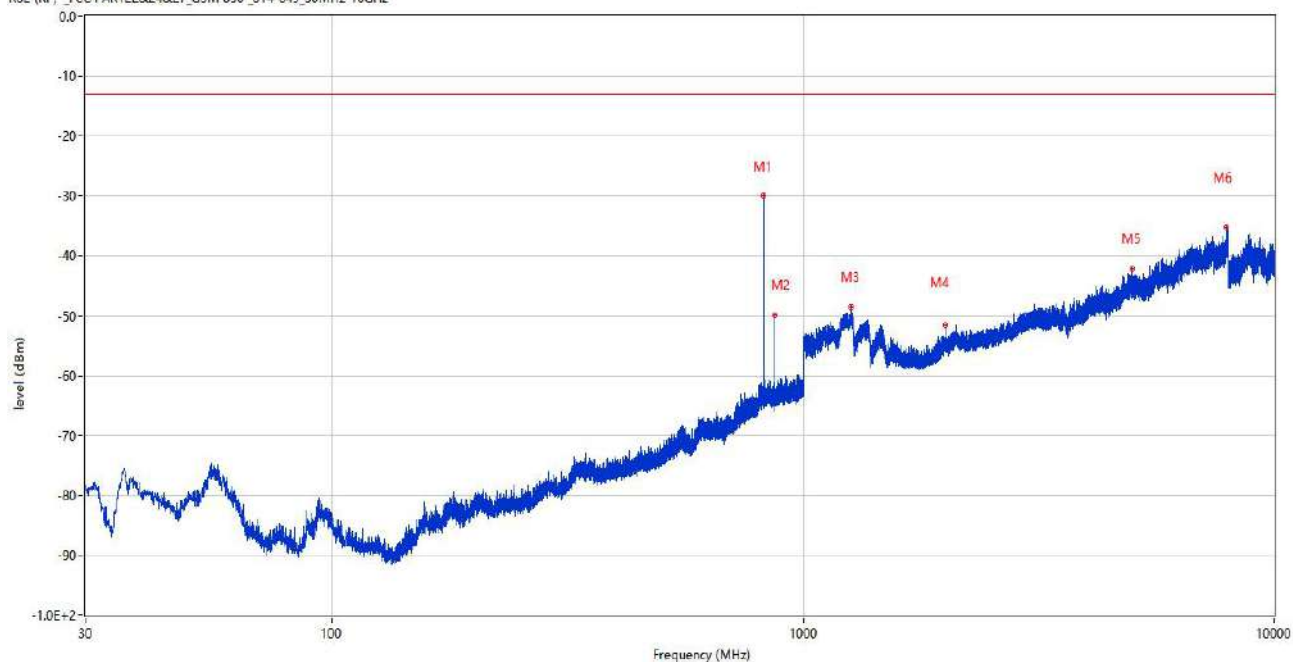
Frequency (MHz)	Result (dBm)	Factor (dB)	Limit (dBm)	Margin (dB)	Table (o)	ANT	EUT	Verdict
824.236	-28.79	6.91	-13.0	15.79	295.00	Horizontal	Vertical	N/A
869.147	-48.49	6.35	-13.0	35.49	283.00	Horizontal	Vertical	N/A
1648.300	-52.28	-3.68	-13.0	39.28	31.00	Horizontal	Vertical	Pass
3743.000	-46.85	9.04	-13.0	33.85	198.00	Horizontal	Vertical	Pass
4424.000	-44.32	10.61	-13.0	31.32	337.00	Horizontal	Vertical	Pass
7406.000	-35.60	17.98	-13.0	22.60	305.00	Horizontal	Vertical	Pass

RSE (RF) _FCC PART2&24&27_GSM 850_814-849_30MHz-10GHz



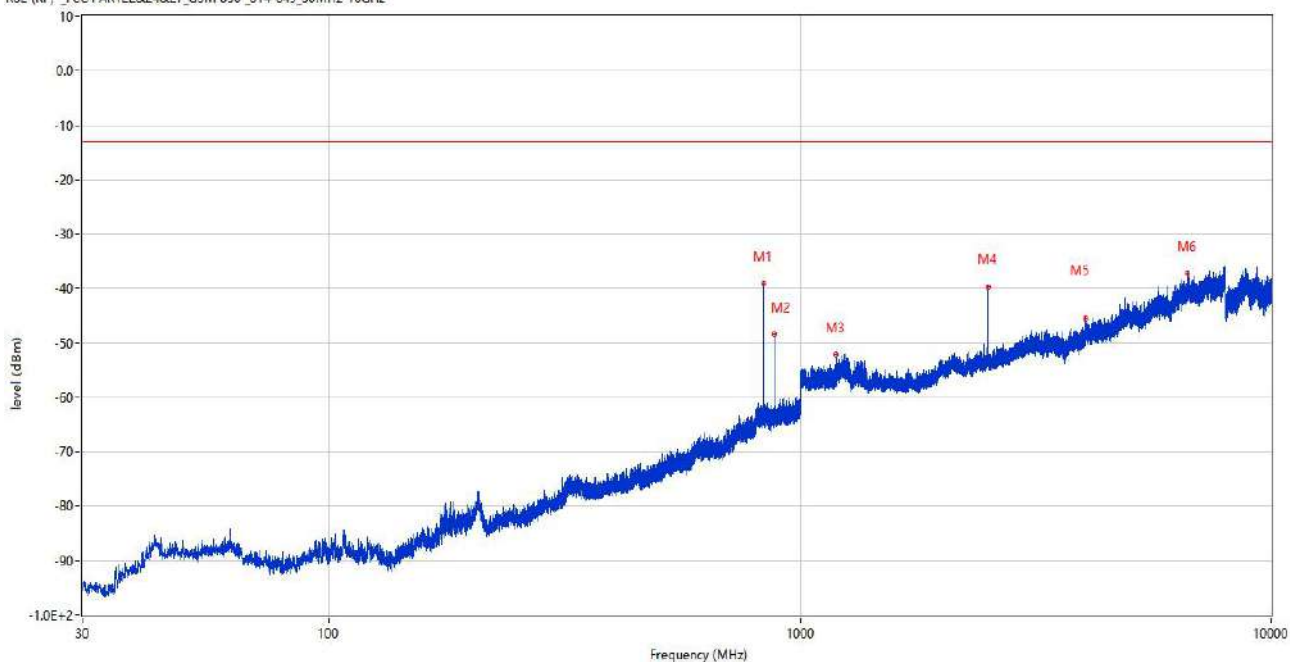
Frequency (MHz)	Result (dBm)	Factor (dB)	Limit (dBm)	Margin (dB)	Table (o)	ANT	EUT	Verdict
824.284	-21.33	6.91	-13.0	8.33	339.00	Vertical	Vertical	N/A
869.244	-49.82	6.36	-13.0	36.82	360.00	Vertical	Vertical	N/A
1103.900	-49.31	-3.32	-13.0	36.31	201.00	Vertical	Vertical	Pass
3296.500	-46.81	6.68	-13.0	33.81	328.00	Vertical	Vertical	Pass
4984.000	-42.51	13.26	-13.0	29.51	264.00	Vertical	Vertical	Pass
6707.500	-36.88	16.70	-13.0	23.88	125.00	Vertical	Vertical	Pass

RSE (RF) _FCC PART2&24&27_GSM 850_814-849_30MHz-10GHz



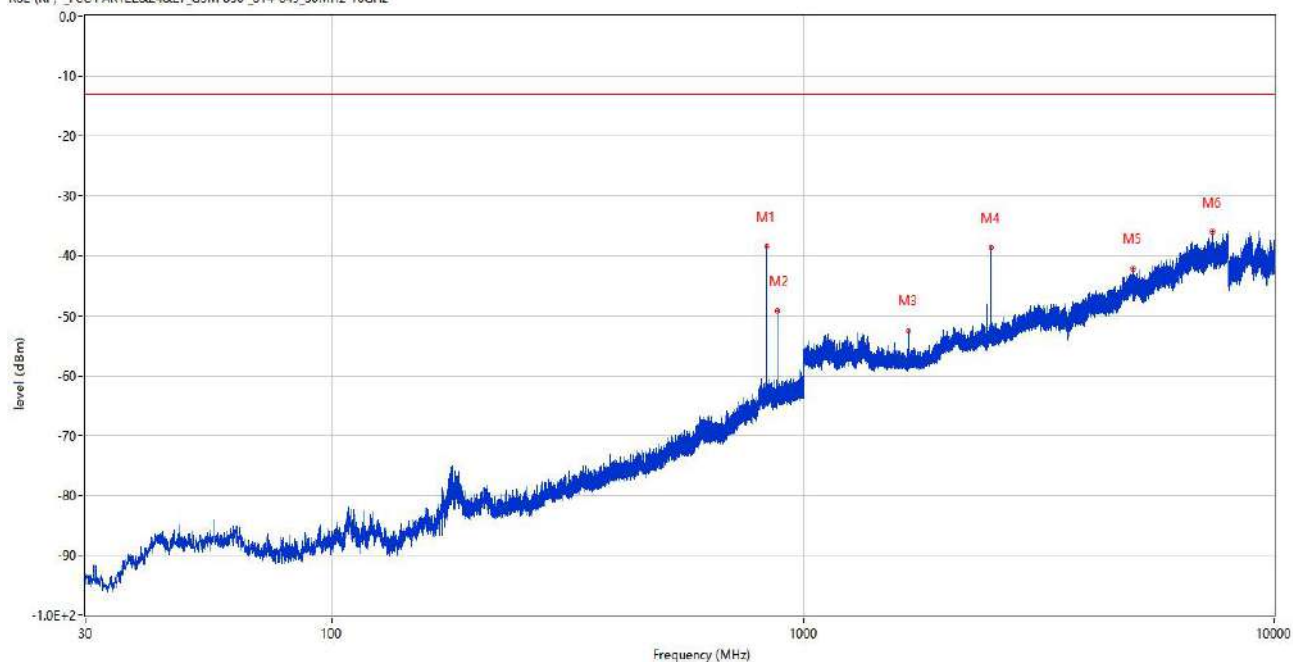
Frequency (MHz)	Result (dBm)	Factor (dB)	Limit (dBm)	Margin (dB)	Table (o)	ANT	EUT	Verdict
824.236	-30.02	6.91	-13.0	17.02	220.00	Vertical	Horizontal	N/A
869.147	-49.85	6.35	-13.0	36.85	358.00	Vertical	Horizontal	N/A
1265.900	-48.59	-3.78	-13.0	35.59	175.00	Vertical	Horizontal	Pass
2003.200	-51.66	-1.16	-13.0	38.66	95.00	Vertical	Horizontal	Pass
4985.500	-42.20	13.22	-13.0	29.20	272.00	Vertical	Horizontal	Pass
7937.500	-35.29	18.95	-13.0	22.29	304.00	Vertical	Horizontal	Pass

RSE (RF) _FCC PART2&24&27_GSM 850_814-849_30MHz-10GHz



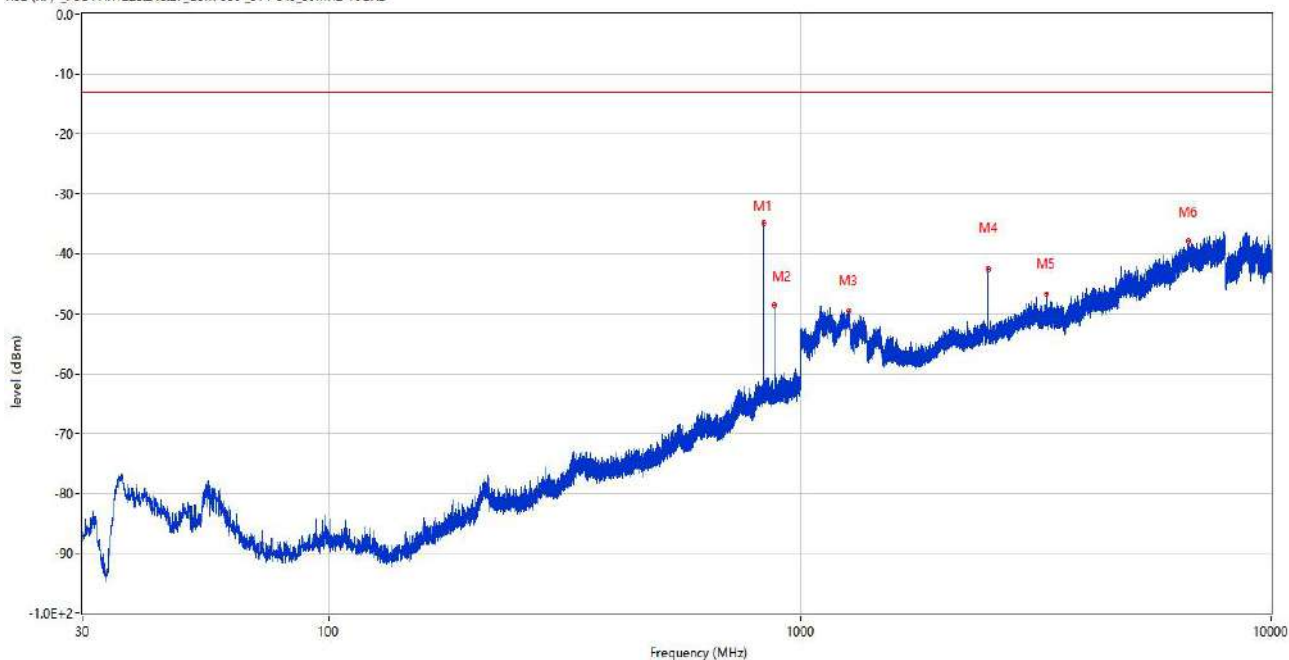
Frequency (MHz)	Result (dBm)	Factor (dB)	Limit (dBm)	Margin (dB)	Table (o)	ANT	EUT	Verdict
836.555	-39.09	7.13	-13.0	26.09	71.00	Horizontal	Horizontal	N/A
881.612	-48.52	6.75	-13.0	35.52	254.00	Horizontal	Horizontal	N/A
1196.100	-52.12	-3.74	-13.0	39.12	317.00	Horizontal	Horizontal	Pass
2509.800	-39.62	1.50	-13.0	26.62	227.00	Horizontal	Horizontal	Pass
4043.500	-45.44	10.39	-13.0	32.44	155.00	Horizontal	Horizontal	Pass
6662.250	-37.33	16.35	-13.0	24.33	92.00	Horizontal	Horizontal	Pass

RSE (RF) _FCC PART2&24&27_GSM 850_814-849_30MHz-10GHz



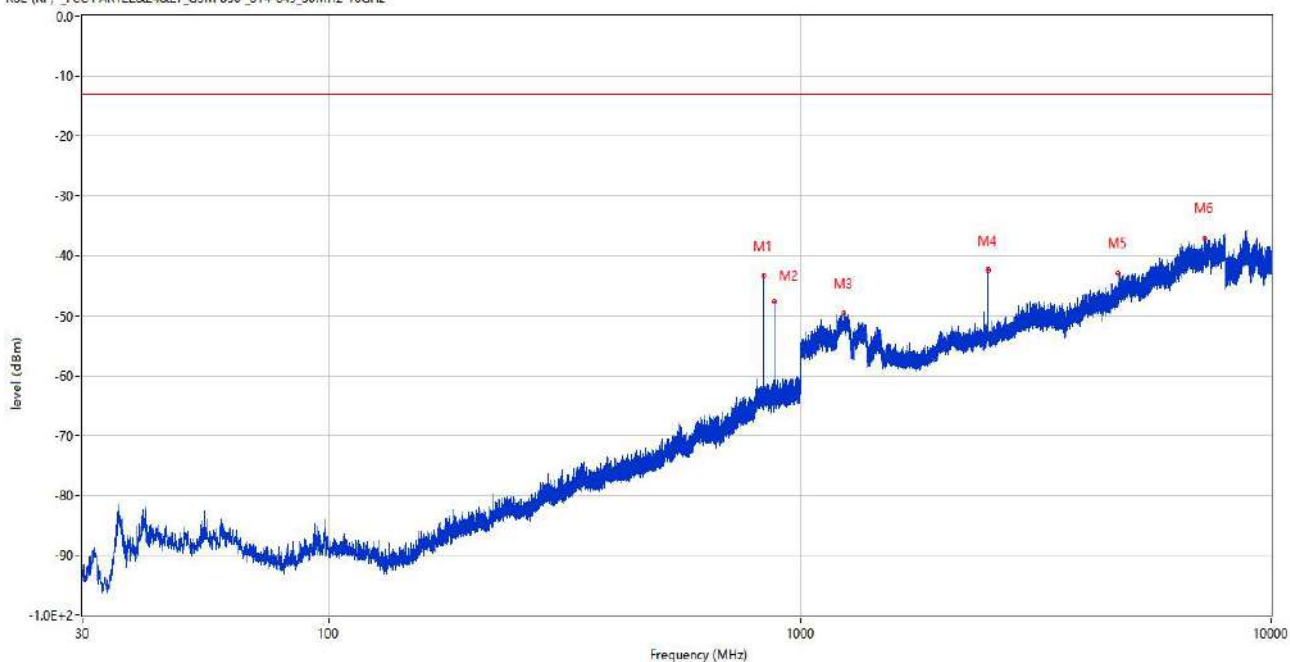
Frequency (MHz)	Result (dBm)	Factor (dB)	Limit (dBm)	Margin (dB)	Table (o)	ANT	EUT	Verdict
836.555	-38.44	7.13	-13.0	25.44	121.00	Horizontal	Vertical	N/A
881.563	-49.10	6.75	-13.0	36.10	270.00	Horizontal	Vertical	N/A
1673.200	-52.47	-3.65	-13.0	39.47	197.00	Horizontal	Vertical	Pass
2509.700	-38.64	1.50	-13.0	25.64	27.00	Horizontal	Vertical	Pass
5010.750	-42.12	12.52	-13.0	29.12	360.00	Horizontal	Vertical	Pass
7417.250	-36.04	18.18	-13.0	23.04	39.00	Horizontal	Vertical	Pass

RSE (RF) _FCC PART2&24&27_GSM 850_814-849_30MHz-10GHz



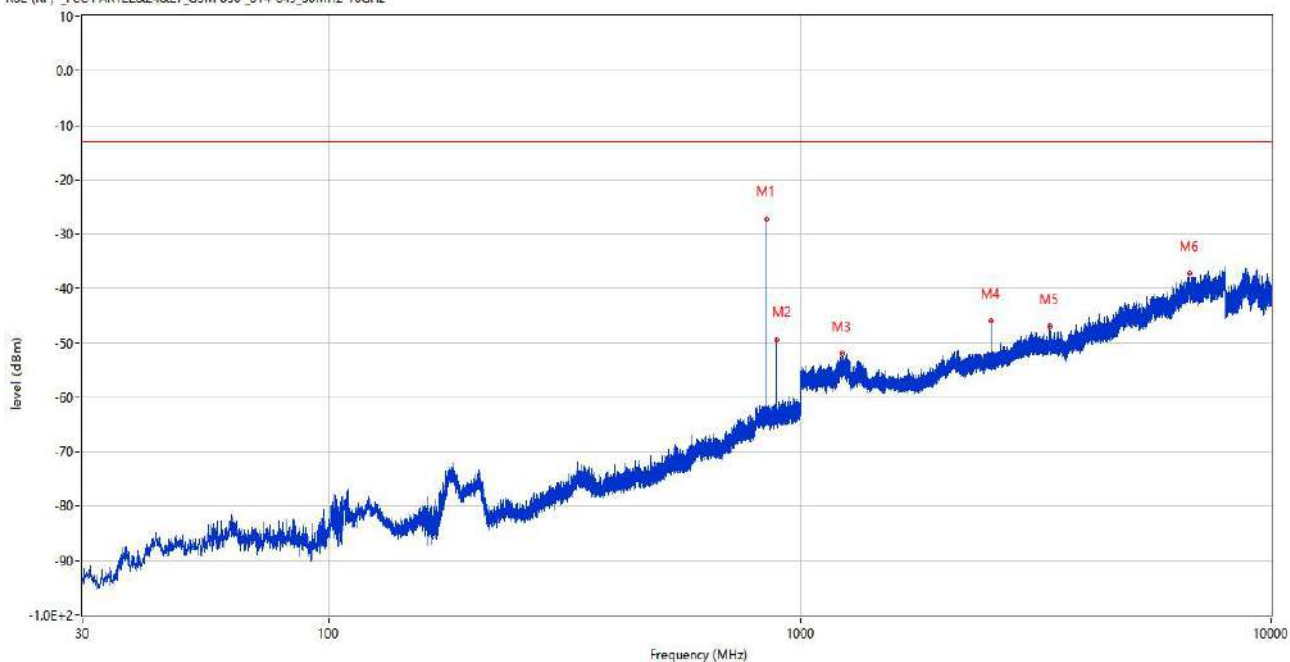
Frequency (MHz)	Result (dBm)	Factor (dB)	Limit (dBm)	Margin (dB)	Table (o)	ANT	EUT	Verdict
836.555	-34.80	7.13	-13.0	21.80	334.00	Vertical	Vertical	N/A
881.612	-48.60	6.75	-13.0	35.60	175.00	Vertical	Vertical	N/A
1273.600	-49.45	-3.62	-13.0	36.45	215.00	Vertical	Vertical	Pass
2509.800	-42.59	1.50	-13.0	29.59	63.00	Vertical	Vertical	Pass
3346.500	-46.61	7.15	-13.0	33.61	240.00	Vertical	Vertical	Pass
6679.500	-37.91	16.90	-13.0	24.91	294.00	Vertical	Vertical	Pass

RSE (RF) _FCC PART2&24&27_GSM 850_814-849_30MHz-10GHz



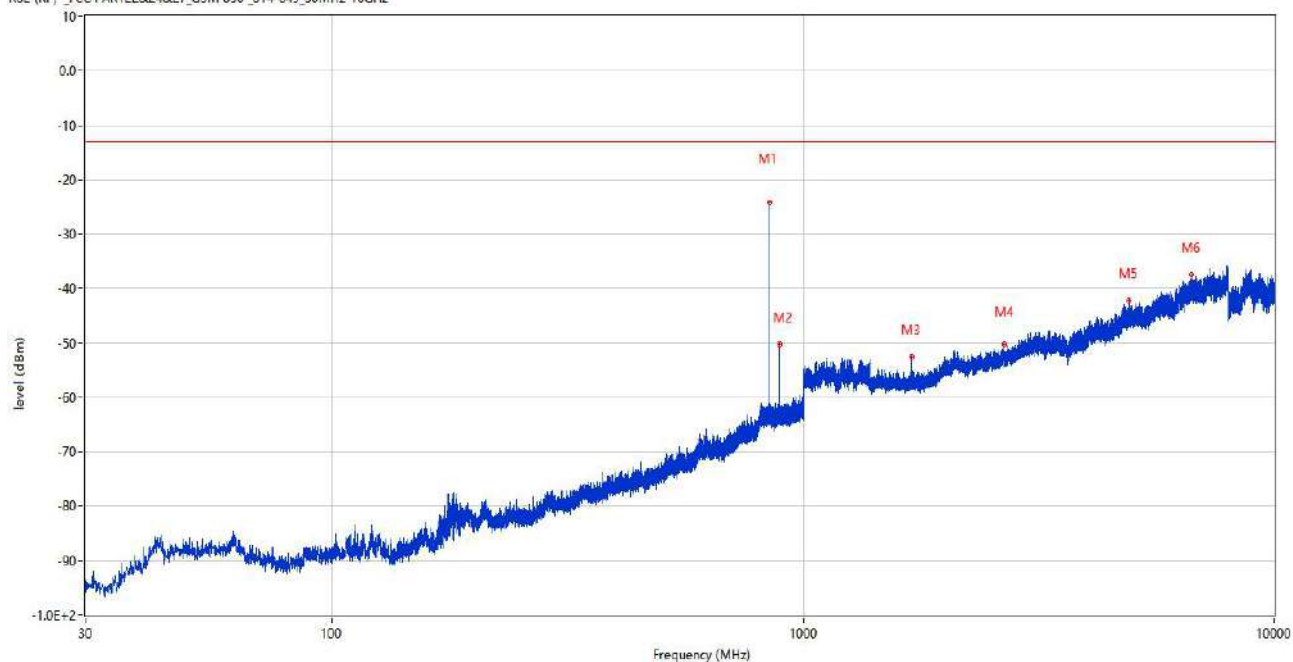
Frequency (MHz)	Result (dBm)	Factor (dB)	Limit (dBm)	Margin (dB)	Table (o)	ANT	EUT	Verdict
836.604	-43.37	7.13	-13.0	30.37	202.00	Vertical	Horizontal	N/A
881.660	-47.69	6.75	-13.0	34.69	100.00	Vertical	Horizontal	N/A
1240.300	-49.61	-3.95	-13.0	36.61	165.00	Vertical	Horizontal	Pass
2509.700	-42.42	1.50	-13.0	29.42	193.00	Vertical	Horizontal	Pass
4747.500	-42.88	11.25	-13.0	29.88	360.00	Vertical	Horizontal	Pass
7225.000	-37.18	16.81	-13.0	24.18	102.00	Vertical	Horizontal	Pass

RSE (RF) _FCC PART2&24&27_GSM 850_814-849_30MHz-10GHz



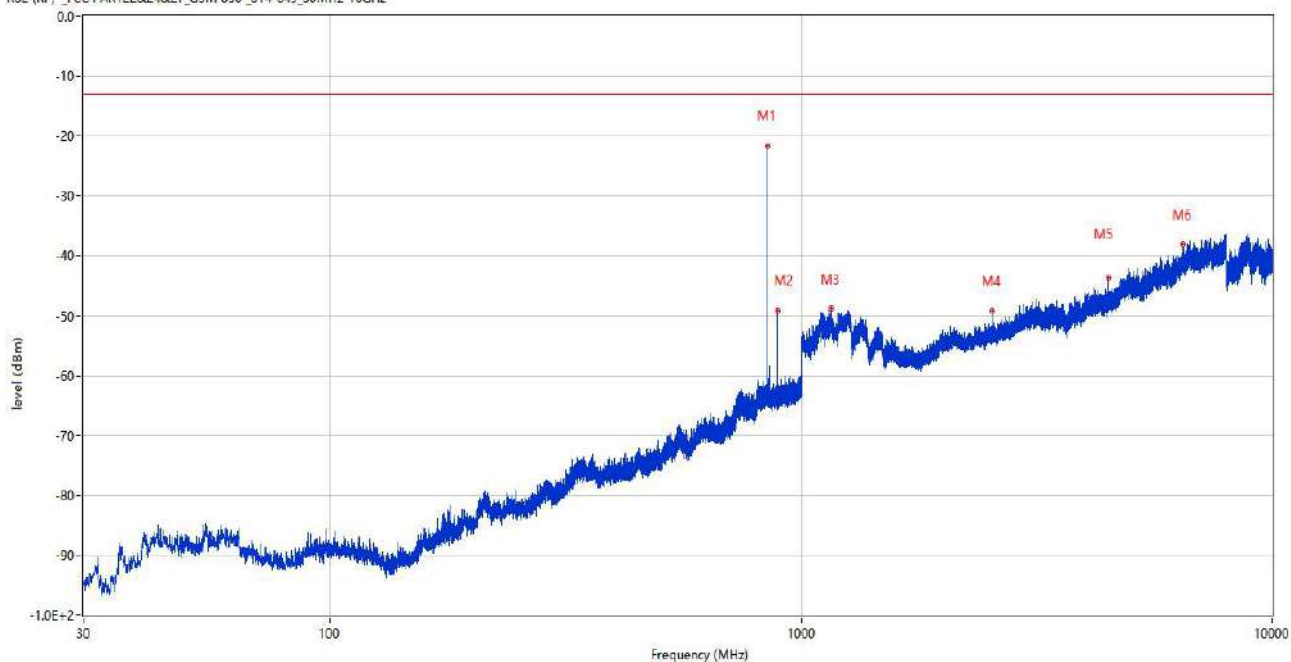
Frequency (MHz)	Result (dBm)	Factor (dB)	Limit (dBm)	Margin (dB)	Table (o)	ANT	EUT	Verdict
848.874	-27.21	7.31	-13.0	14.21	306.00	Horizontal	Horizontal	N/A
893.833	-49.46	6.89	-13.0	36.46	6.00	Horizontal	Horizontal	N/A
1231.000	-51.92	-3.88	-13.0	38.92	185.00	Horizontal	Horizontal	Pass
2546.200	-46.01	1.50	-13.0	33.01	194.00	Horizontal	Horizontal	Pass
3394.750	-47.05	7.34	-13.0	34.05	360.00	Horizontal	Horizontal	Pass
6722.750	-37.23	16.64	-13.0	24.23	272.00	Horizontal	Horizontal	Pass

RSE (RF) _FCC PART2&24&27_GSM 850_814-849_30MHz-10GHz



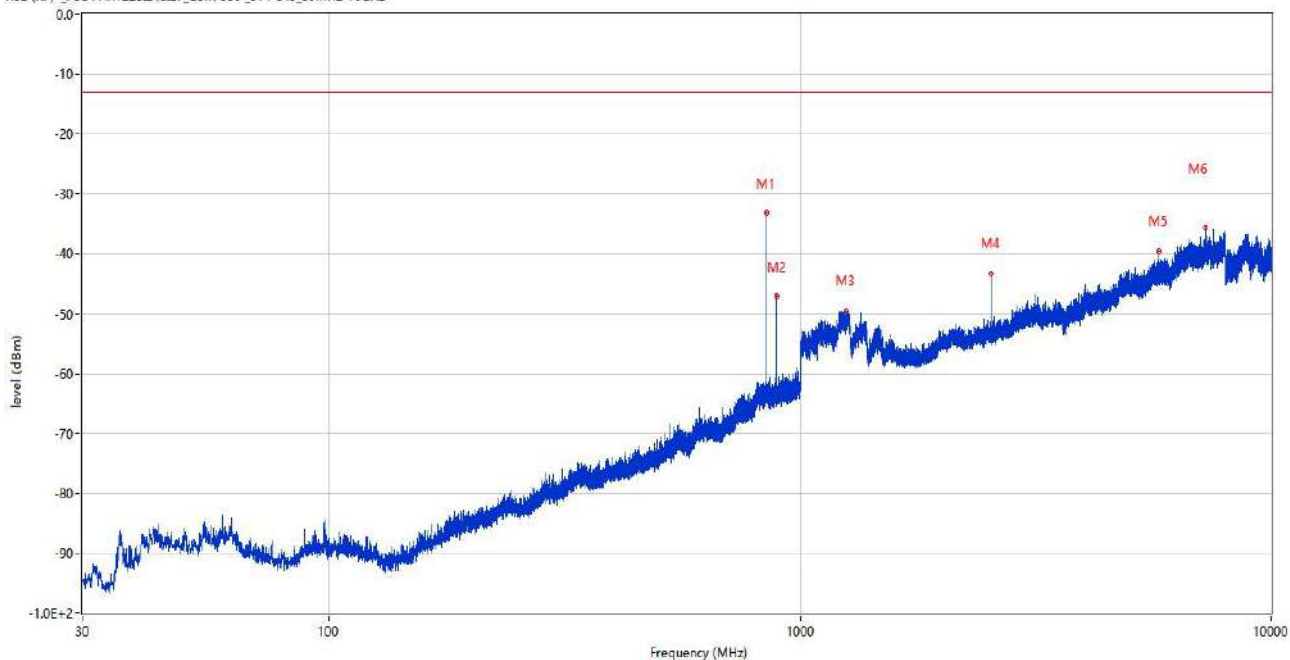
Frequency (MHz)	Result (dBm)	Factor (dB)	Limit (dBm)	Margin (dB)	Table (o)	ANT	EUT	Verdict
848.777	-24.24	7.31	-13.0	11.24	177.00	Horizontal	Vertical	N/A
893.833	-50.36	6.89	-13.0	37.36	63.00	Horizontal	Vertical	N/A
1697.500	-52.65	-3.64	-13.0	39.65	25.00	Horizontal	Vertical	Pass
2667.600	-50.29	2.83	-13.0	37.29	360.00	Horizontal	Vertical	Pass
4923.250	-42.27	13.32	-13.0	29.27	325.00	Horizontal	Vertical	Pass
6670.000	-37.39	16.55	-13.0	24.39	208.00	Horizontal	Vertical	Pass

RSE (RF) _FCC PART2&24&27_GSM 850_814-849_30MHz-10GHz



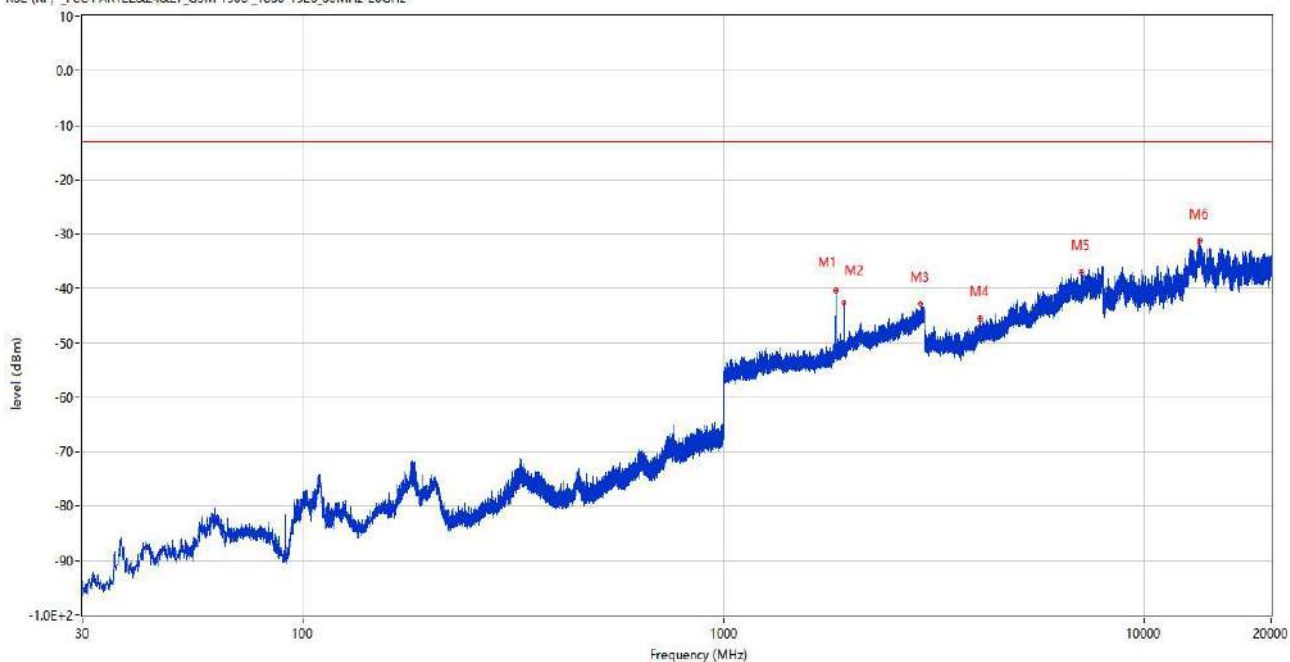
Frequency (MHz)	Result (dBm)	Factor (dB)	Limit (dBm)	Margin (dB)	Table (o)	ANT	EUT	Verdict
848.825	-21.64	7.31	-13.0	8.64	102.00	Vertical	Vertical	N/A
893.737	-49.14	6.90	-13.0	36.14	13.00	Vertical	Vertical	N/A
1159.600	-48.68	-4.00	-13.0	35.68	215.00	Vertical	Vertical	Pass
2546.500	-49.19	1.51	-13.0	36.19	197.00	Vertical	Vertical	Pass
4488.500	-43.76	10.78	-13.0	30.76	7.00	Vertical	Vertical	Pass
6476.750	-38.09	15.76	-13.0	25.09	358.00	Vertical	Vertical	Pass

RSE (RF) _FCC PART2&24&27_GSM 850_814-849_30MHz-10GHz



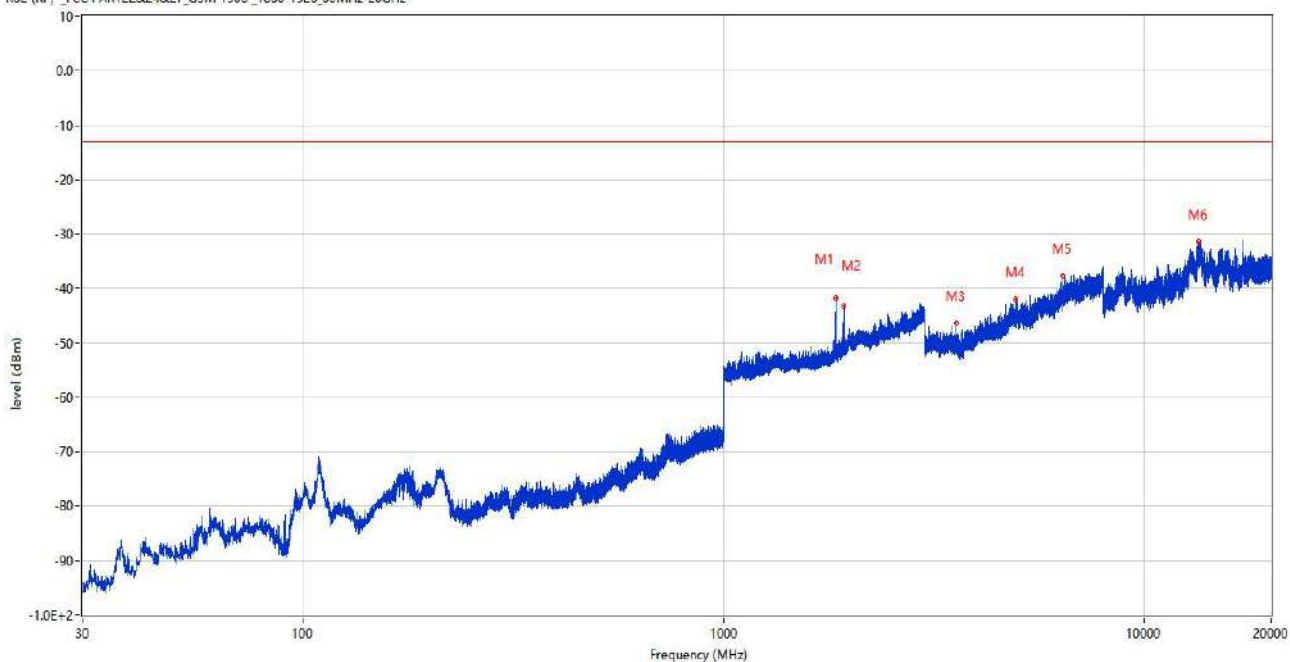
Frequency (MHz)	Result (dBm)	Factor (dB)	Limit (dBm)	Margin (dB)	Table (o)	ANT	EUT	Verdict
848.825	-33.23	7.31	-13.0	20.23	223.00	Vertical	Horizontal	N/A
893.833	-47.04	6.89	-13.0	34.04	32.00	Vertical	Horizontal	N/A
1254.000	-49.56	-3.89	-13.0	36.56	165.00	Vertical	Horizontal	Pass
2546.400	-43.31	1.51	-13.0	30.31	183.00	Vertical	Horizontal	Pass
5766.500	-39.53	14.40	-13.0	26.53	0.00	Vertical	Horizontal	Pass
7270.250	-35.64	17.24	-13.0	22.64	284.00	Vertical	Horizontal	Pass

RSE (RF) _FCC PART2&24&27_GSM 1900_1830-1920_30MHz-20GHz



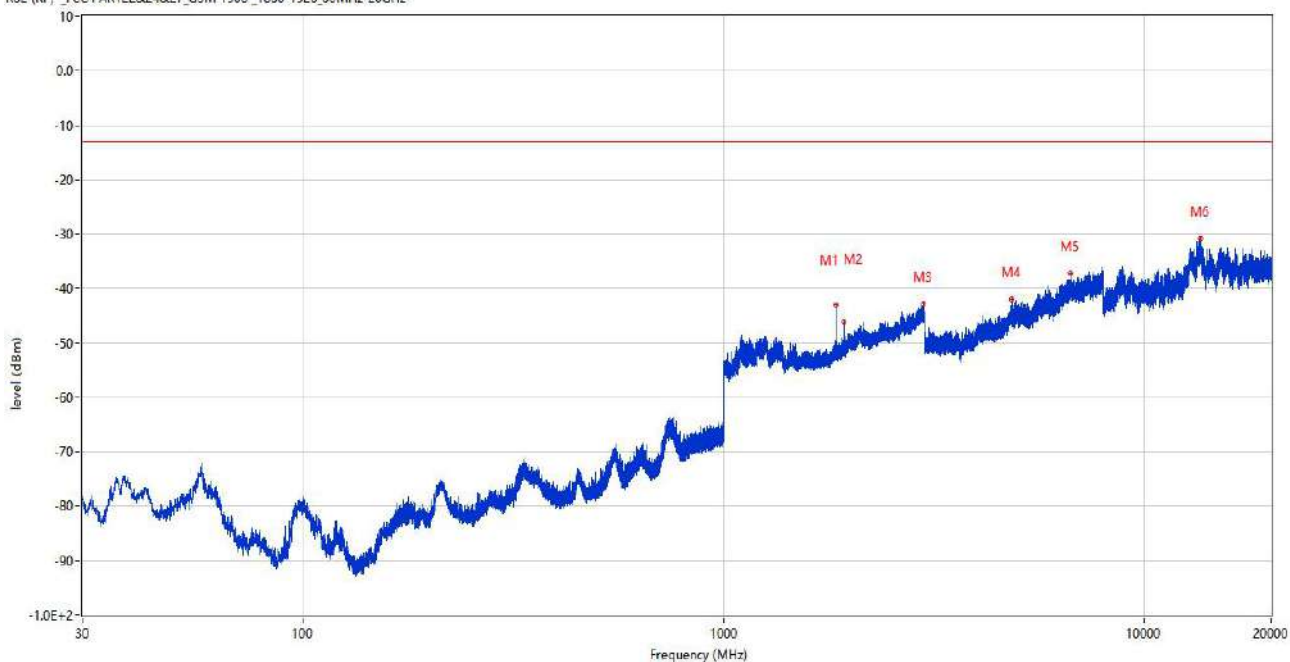
Frequency (MHz)	Result (dBm)	Factor (dB)	Limit (dBm)	Margin (dB)	Table (o)	ANT	EUT	Verdict
1851.000	-40.42	2.54	-13.0	27.42	3.00	Horizontal	Horizontal	N/A
1931.000	-42.69	3.16	-13.0	29.69	247.00	Horizontal	Horizontal	N/A
2943.700	-42.86	10.68	-13.0	29.86	9.00	Horizontal	Horizontal	Pass
4064.750	-45.56	10.46	-13.0	32.56	5.00	Horizontal	Horizontal	Pass
7104.250	-36.98	16.69	-13.0	23.98	69.00	Horizontal	Horizontal	Pass
13542.787	-31.30	25.04	-13.0	18.30	67.00	Horizontal	Horizontal	Pass

RSE (RF) _FCC PART2&24&27_GSM 1900_1830-1920_30MHz-20GHz



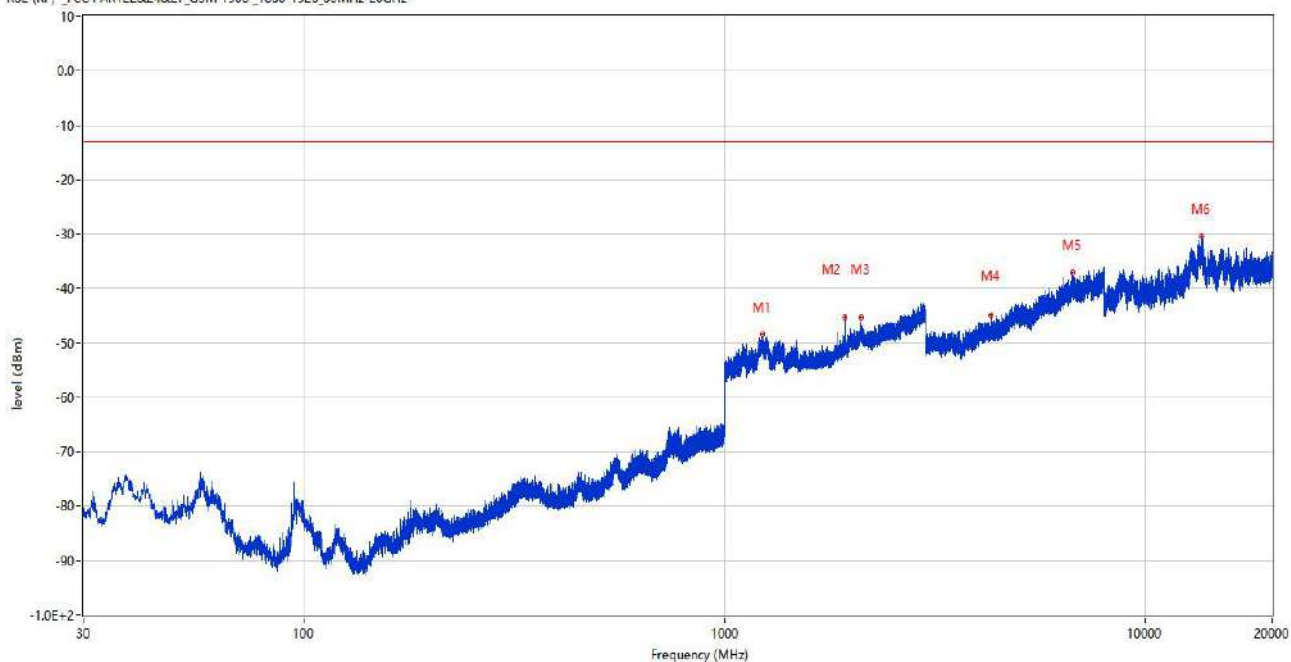
Frequency (MHz)	Result (dBm)	Factor (dB)	Limit (dBm)	Margin (dB)	Table (o)	ANT	EUT	Verdict
1850.100	-41.85	2.53	-13.0	28.85	207.00	Horizontal	Vertical	N/A
1930.200	-43.28	3.25	-13.0	30.28	245.00	Horizontal	Vertical	N/A
3581.000	-46.43	6.77	-13.0	33.43	291.00	Horizontal	Vertical	Pass
4962.000	-42.08	13.12	-13.0	29.08	251.00	Horizontal	Vertical	Pass
6402.500	-37.56	16.03	-13.0	24.56	21.00	Horizontal	Vertical	Pass
13437.300	-31.38	24.60	-13.0	18.38	274.00	Horizontal	Vertical	Pass

RSE (RF) _FCC PART2&24&27_GSM 1900_1830-1920_30MHz-20GHz



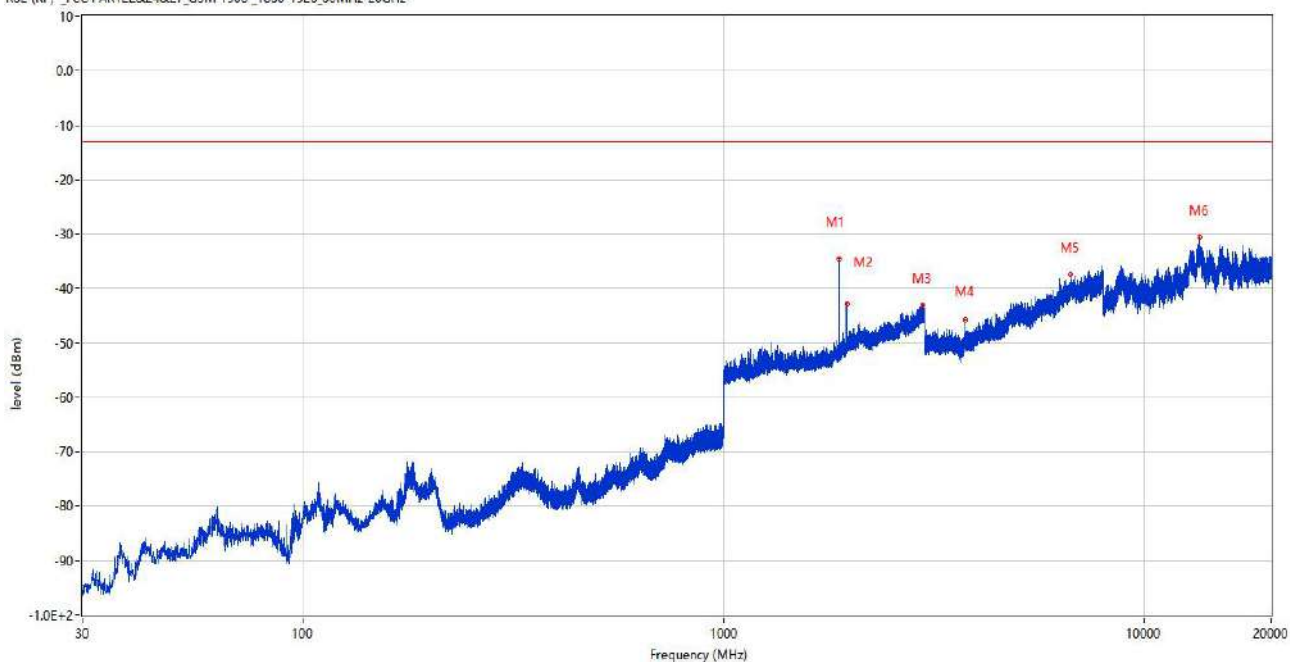
Frequency (MHz)	Result (dBm)	Factor (dB)	Limit (dBm)	Margin (dB)	Table (o)	ANT	EUT	Verdict
1850.200	-42.98	2.53	-13.0	29.98	84.00	Vertical	Vertical	N/A
1930.100	-46.11	3.29	-13.0	33.11	20.00	Vertical	Vertical	N/A
2984.700	-42.91	10.85	-13.0	29.91	185.00	Vertical	Vertical	Pass
4833.250	-41.97	12.46	-13.0	28.97	334.00	Vertical	Vertical	Pass
6664.250	-37.31	16.42	-13.0	24.31	37.00	Vertical	Vertical	Pass
13602.962	-30.77	24.87	-13.0	17.77	152.00	Vertical	Vertical	Pass

RSE (RF) _FCC PART2&24&27_GSM 1900_1830-1920_30MHz-20GHz



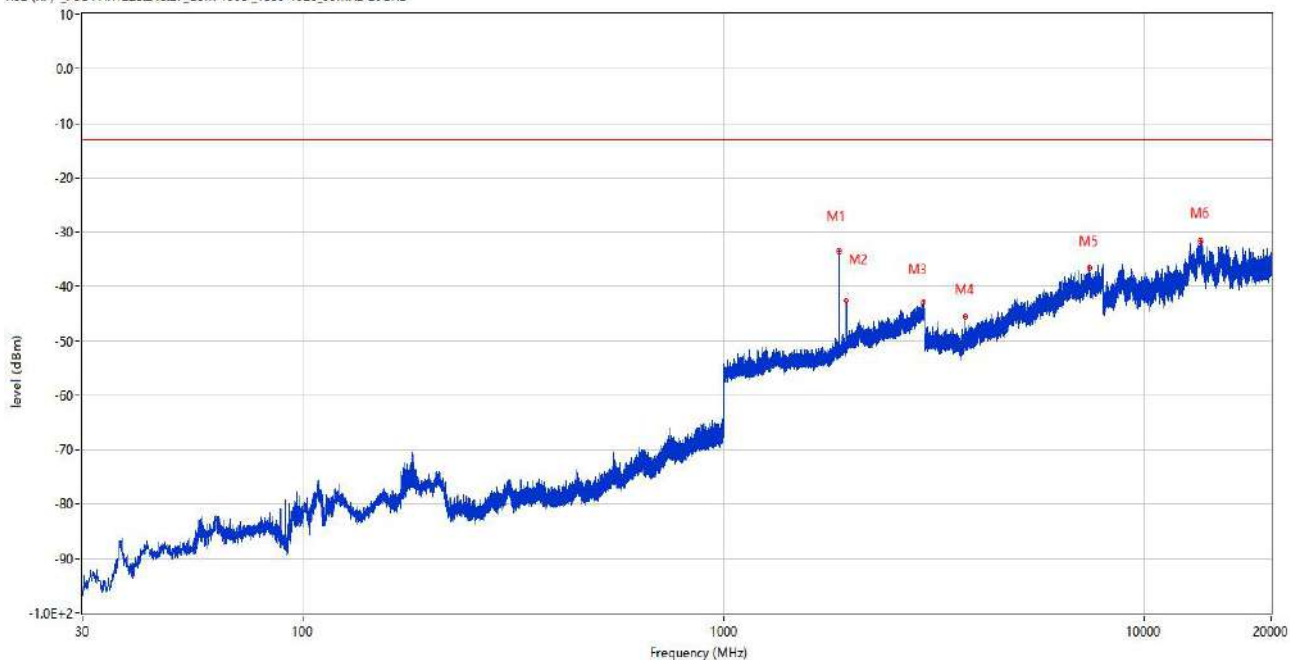
Frequency (MHz)	Result (dBm)	Factor (dB)	Limit (dBm)	Margin (dB)	Table (o)	ANT	EUT	Verdict
1230.000	-48.39	-0.77	-13.0	35.39	96.00	Vertical	Horizontal	Pass
1931.200	-45.33	3.16	-13.0	32.33	14.00	Vertical	Horizontal	N/A
2108.900	-45.39	5.89	-13.0	32.39	351.00	Vertical	Horizontal	Pass
4296.500	-44.99	10.55	-13.0	31.99	207.00	Vertical	Horizontal	Pass
6720.750	-36.97	16.68	-13.0	23.97	360.00	Vertical	Horizontal	Pass
13623.262	-30.48	24.85	-13.0	17.48	110.00	Vertical	Horizontal	Pass

RSE (RF) _FCC PART2&24&27_GSM 1900_1830-1920_30MHz-20GHz



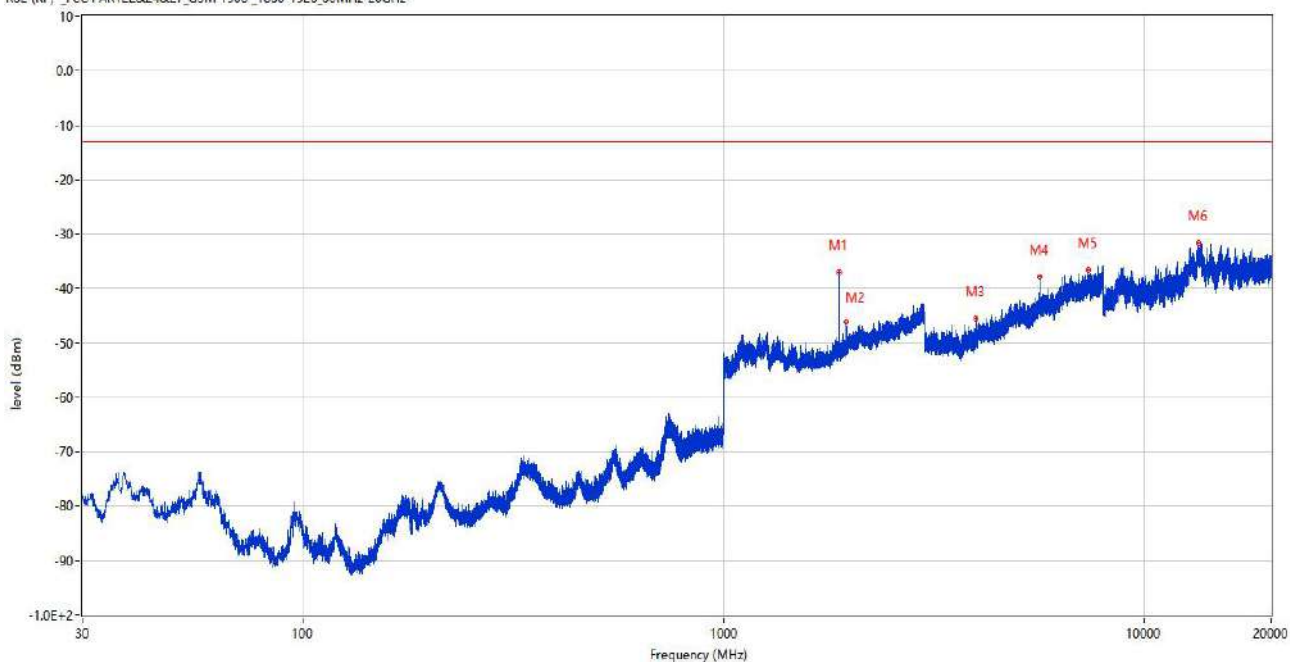
Frequency (MHz)	Result (dBm)	Factor (dB)	Limit (dBm)	Margin (dB)	Table (o)	ANT	EUT	Verdict
1880.900	-34.45	2.77	-13.0	21.45	7.00	Horizontal	Horizontal	N/A
1961.100	-42.76	3.38	-13.0	29.76	141.00	Horizontal	Horizontal	N/A
2968.400	-43.06	11.85	-13.0	30.06	217.00	Horizontal	Horizontal	Pass
3760.750	-45.63	9.18	-13.0	32.63	264.00	Horizontal	Horizontal	Pass
6690.000	-37.50	17.02	-13.0	24.50	101.00	Horizontal	Horizontal	Pass
13552.575	-30.69	25.20	-13.0	17.69	17.00	Horizontal	Horizontal	Pass

RSE (RF) _FCC PART2&24&27_GSM 1900_1830-1920_30MHz-20GHz



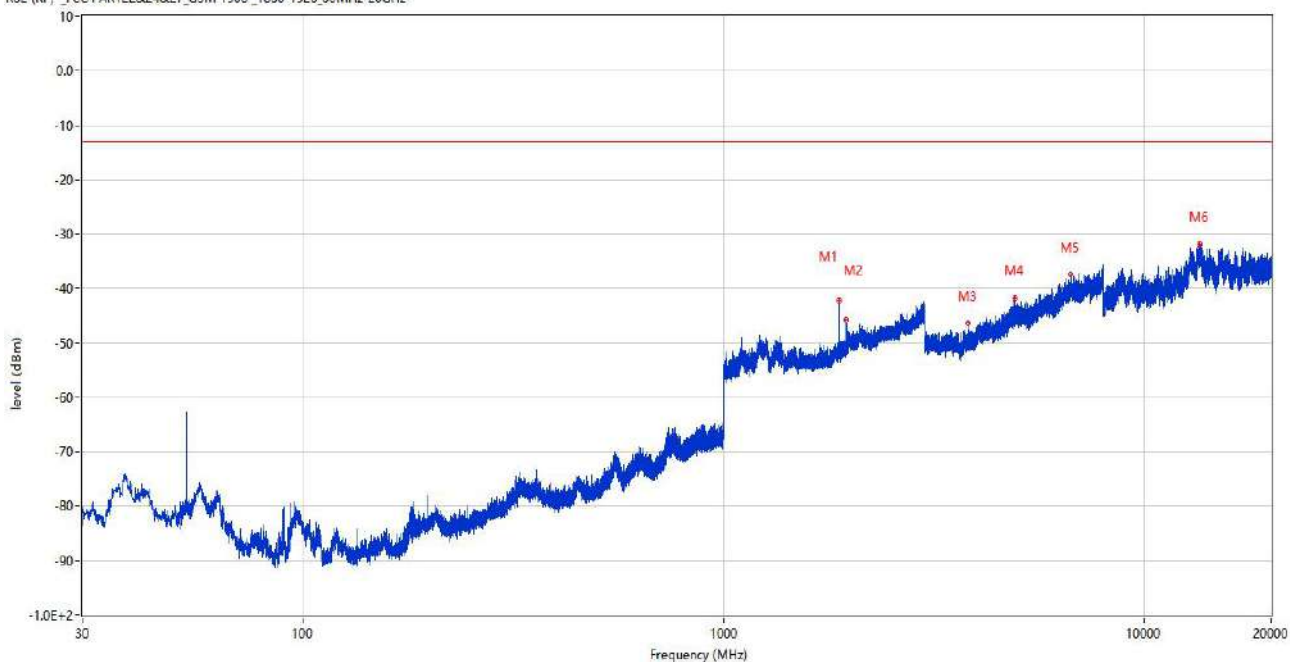
Frequency (MHz)	Result (dBm)	Factor (dB)	Limit (dBm)	Margin (dB)	Table (o)	ANT	EUT	Verdict
1880.800	-33.41	2.77	-13.0	20.41	16.00	Horizontal	Vertical	N/A
1960.700	-42.71	3.40	-13.0	29.71	246.00	Horizontal	Vertical	N/A
2993.500	-42.81	10.68	-13.0	29.81	125.00	Horizontal	Vertical	Pass
3761.000	-45.49	9.17	-13.0	32.49	259.00	Horizontal	Vertical	Pass
7417.750	-36.59	18.16	-13.0	23.59	92.00	Horizontal	Vertical	Pass
13612.387	-31.56	24.86	-13.0	18.56	3.00	Horizontal	Vertical	Pass

RSE (RF) _FCC PART2&24&27_GSM 1900_1830-1920_30MHz-20GHz



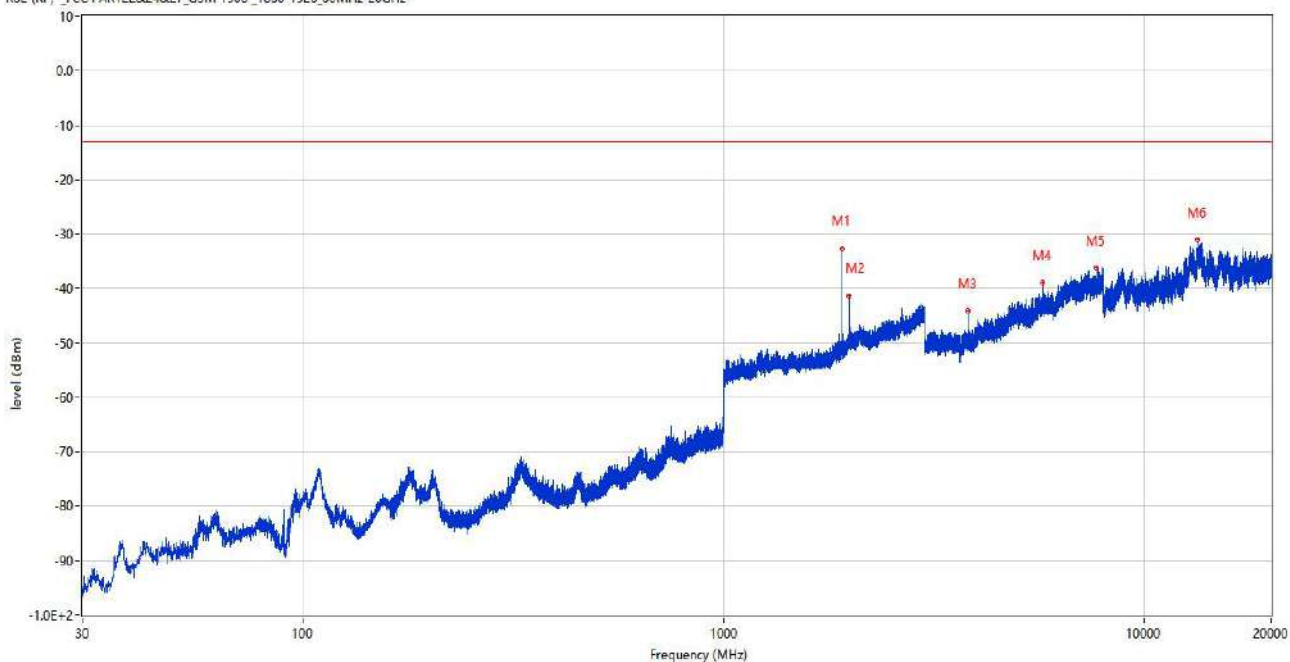
Frequency (MHz)	Result (dBm)	Factor (dB)	Limit (dBm)	Margin (dB)	Table (o)	ANT	EUT	Verdict
1880.800	-37.06	2.77	-13.0	24.06	256.00	Vertical	Vertical	N/A
1960.800	-46.19	3.39	-13.0	33.19	34.00	Vertical	Vertical	N/A
3989.750	-45.55	9.61	-13.0	32.55	142.00	Vertical	Vertical	Pass
5640.500	-37.79	13.53	-13.0	24.79	231.00	Vertical	Vertical	Pass
7349.500	-36.62	17.25	-13.0	23.62	13.00	Vertical	Vertical	Pass
13425.338	-31.58	24.68	-13.0	18.58	340.00	Vertical	Vertical	Pass

RSE (RF) _FCC PART2&24&27_GSM 1900_1830-1920_30MHz-20GHz



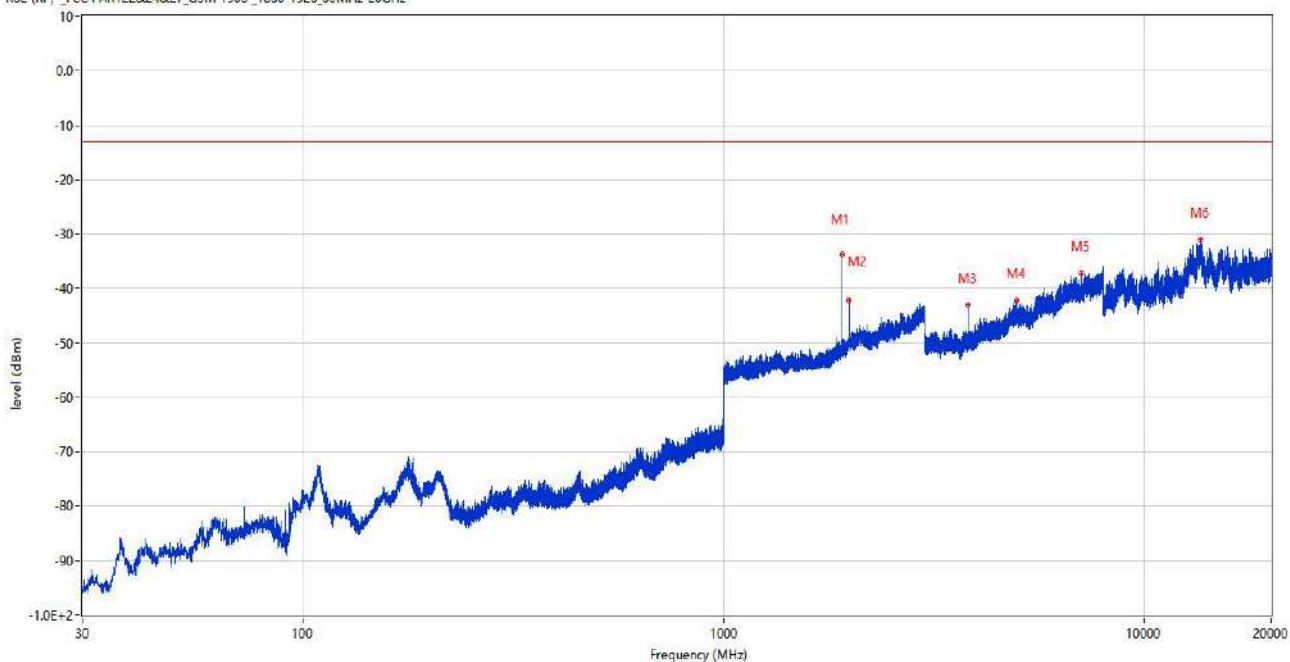
Frequency (MHz)	Result (dBm)	Factor (dB)	Limit (dBm)	Margin (dB)	Table (o)	ANT	EUT	Verdict
1880.800	-42.11	2.77	-13.0	29.11	280.00	Vertical	Horizontal	N/A
1960.800	-45.81	3.39	-13.0	32.81	23.00	Vertical	Horizontal	N/A
3813.000	-46.40	9.07	-13.0	33.40	219.00	Vertical	Horizontal	Pass
4930.750	-41.69	12.96	-13.0	28.69	61.00	Vertical	Horizontal	Pass
6671.500	-37.50	16.63	-13.0	24.50	227.00	Vertical	Horizontal	Pass
13537.713	-31.88	24.91	-13.0	18.88	181.00	Vertical	Horizontal	Pass

RSE (RF) _FCC PART2&24&27_GSM 1900_1830-1920_30MHz-20GHz



Frequency (MHz)	Result (dBm)	Factor (dB)	Limit (dBm)	Margin (dB)	Table (o)	ANT	EUT	Verdict
1910.600	-32.59	3.10	-13.0	19.59	10.00	Horizontal	Horizontal	N/A
1990.700	-41.45	4.54	-13.0	28.45	240.00	Horizontal	Horizontal	N/A
3820.500	-44.10	9.02	-13.0	31.10	258.00	Horizontal	Horizontal	Pass
5730.250	-38.82	13.87	-13.0	25.82	235.00	Horizontal	Horizontal	Pass
7699.750	-36.19	17.52	-13.0	23.19	339.00	Horizontal	Horizontal	Pass
13388.363	-30.99	24.78	-13.0	17.99	207.00	Horizontal	Horizontal	Pass

RSE (RF) _FCC PART2&24&27_GSM 1900_1830-1920_30MHz-20GHz



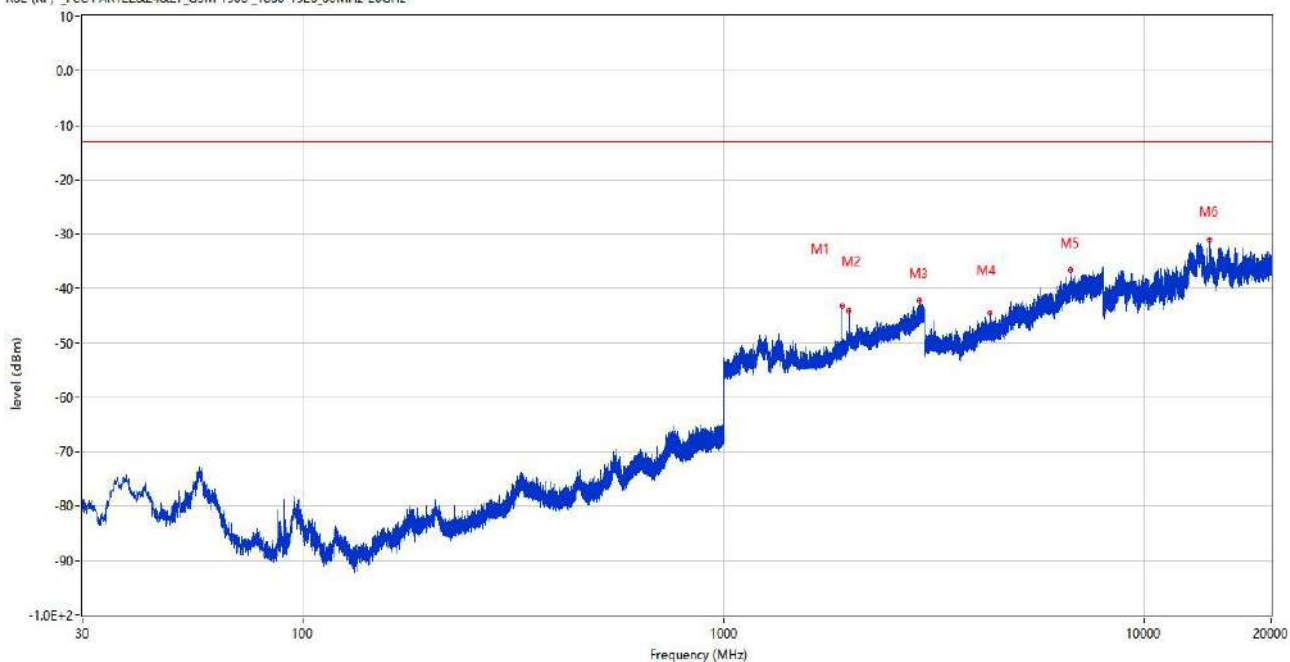
Frequency (MHz)	Result (dBm)	Factor (dB)	Limit (dBm)	Margin (dB)	Table (o)	ANT	EUT	Verdict
1910.700	-33.73	3.11	-13.0	20.73	8.00	Horizontal	Vertical	N/A
1990.500	-42.27	4.56	-13.0	29.27	223.00	Horizontal	Vertical	N/A
3820.000	-43.13	9.05	-13.0	30.13	215.00	Horizontal	Vertical	Pass
4984.000	-42.19	13.26	-13.0	29.19	319.00	Horizontal	Vertical	Pass
7080.250	-37.25	16.04	-13.0	24.25	207.00	Horizontal	Vertical	Pass
13592.450	-30.95	24.92	-13.0	17.95	110.00	Horizontal	Vertical	Pass

RSE (RF) _FCC PART2&24&27_GSM 1900_1830-1920_30MHz-20GHz



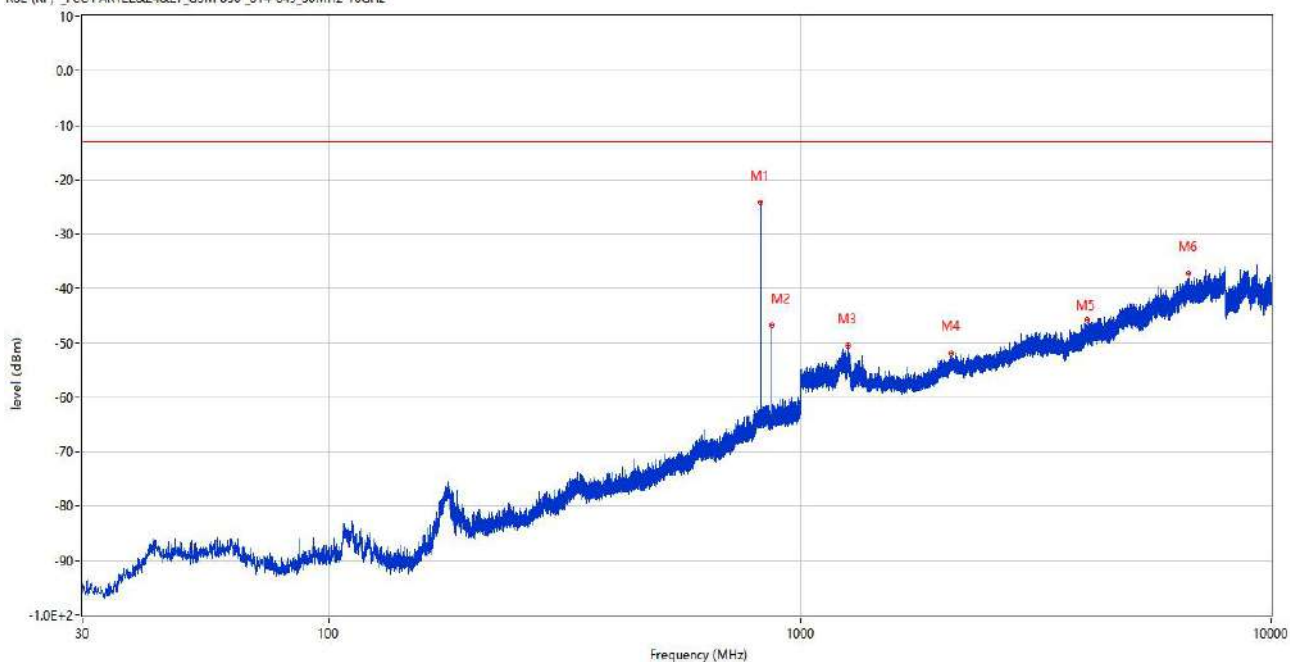
Frequency (MHz)	Result (dBm)	Factor (dB)	Limit (dBm)	Margin (dB)	Table (o)	ANT	EUT	Verdict
1910.700	-35.65	3.11	-13.0	22.65	87.00	Vertical	Vertical	N/A
1990.600	-43.55	4.55	-13.0	30.55	23.00	Vertical	Vertical	N/A
3820.000	-46.72	9.05	-13.0	33.72	331.00	Vertical	Vertical	Pass
4963.500	-42.16	13.27	-13.0	29.16	243.00	Vertical	Vertical	Pass
6679.250	-36.92	16.88	-13.0	23.92	211.00	Vertical	Vertical	Pass
13567.438	-31.47	25.10	-13.0	18.47	3.00	Vertical	Vertical	Pass

RSE (RF) _FCC PART2&24&27_GSM 1900_1830-1920_30MHz-20GHz



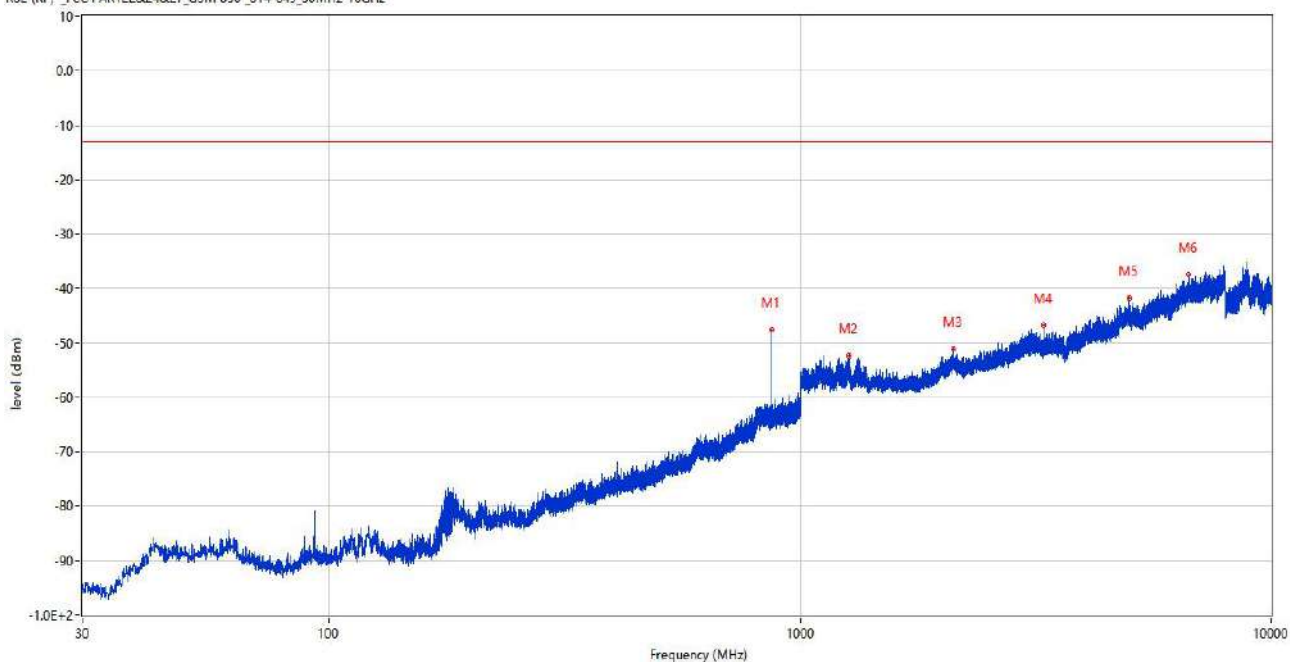
Frequency (MHz)	Result (dBm)	Factor (dB)	Limit (dBm)	Margin (dB)	Table (o)	ANT	EUT	Verdict
1910.700	-43.23	3.11	-13.0	30.23	275.00	Vertical	Horizontal	N/A
1991.000	-44.09	4.50	-13.0	31.09	16.00	Vertical	Horizontal	N/A
2927.500	-42.29	10.41	-13.0	29.29	262.00	Vertical	Horizontal	Pass
4306.000	-44.55	10.66	-13.0	31.55	305.00	Vertical	Horizontal	Pass
6682.500	-36.67	16.95	-13.0	23.67	95.00	Vertical	Horizontal	Pass
14297.875	-31.01	24.23	-13.0	18.01	0.00	Vertical	Horizontal	Pass

RSE (RF) _FCC PART2&24&27_GSM 850_814-849_30MHz-10GHz



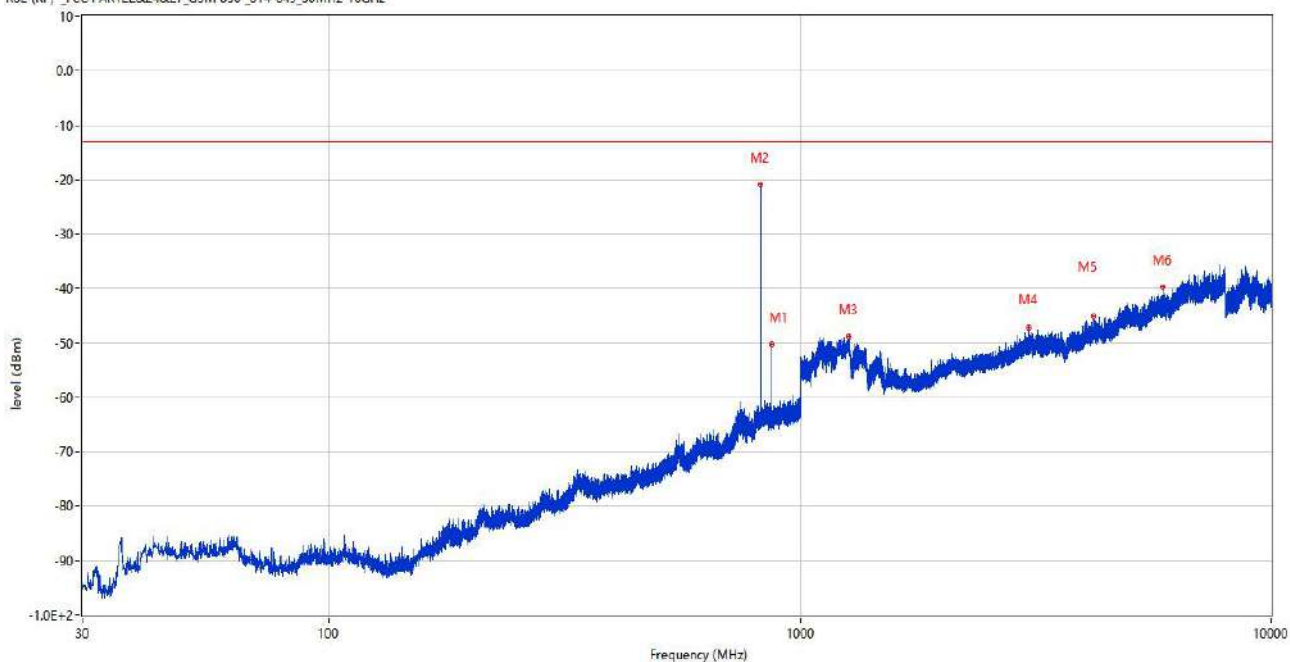
Frequency (MHz)	Result (dBm)	Factor (dB)	Limit (dBm)	Margin (dB)	Table (o)	ANT	EUT	Verdict
824.236	-24.26	6.91	-13.0	11.26	102.00	Horizontal	Horizontal	N/A
869.196	-46.70	6.35	-13.0	33.70	277.00	Horizontal	Horizontal	N/A
1267.000	-50.47	-3.82	-13.0	37.47	192.00	Horizontal	Horizontal	Pass
2098.100	-51.85	-0.07	-13.0	38.85	216.00	Horizontal	Horizontal	Pass
4070.500	-45.74	10.28	-13.0	32.74	82.00	Horizontal	Horizontal	Pass
6691.750	-37.29	17.01	-13.0	24.29	0.00	Horizontal	Horizontal	Pass

RSE (RF) _FCC PART2&24&27_GSM 850_814-849_30MHz-10GHz

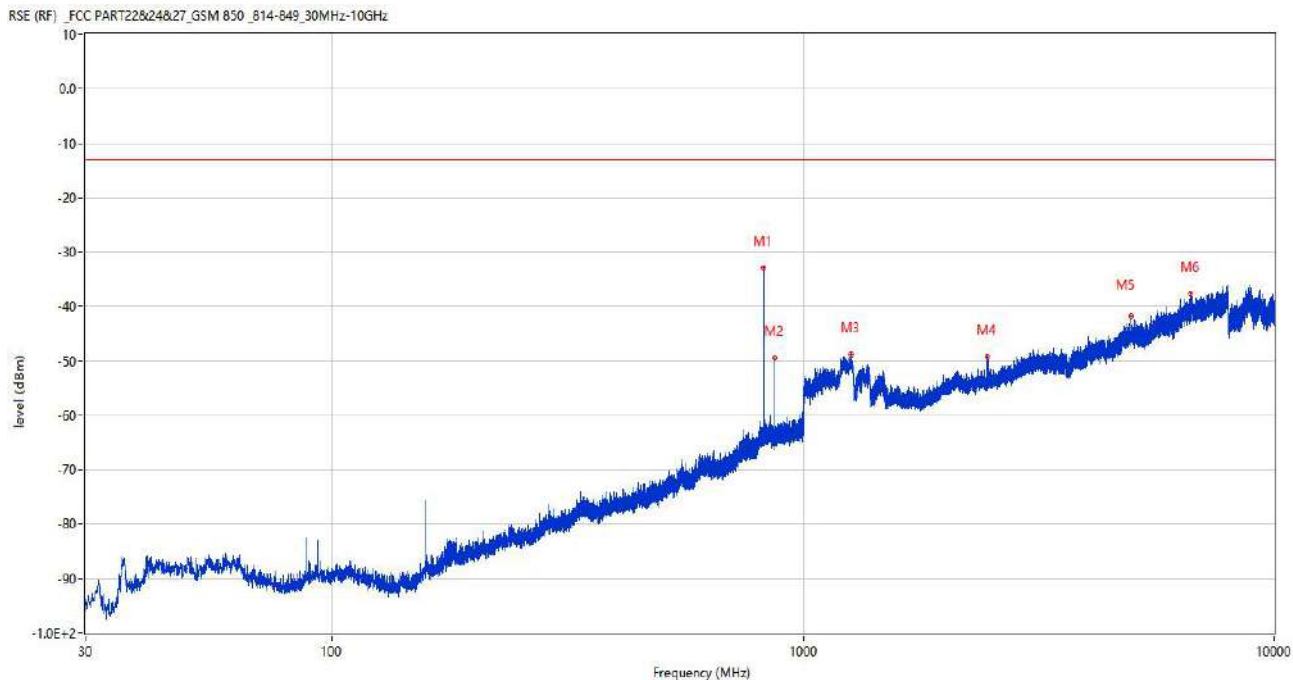


Frequency (MHz)	Result (dBm)	Factor (dB)	Limit (dBm)	Margin (dB)	Table (o)	ANT	EUT	Verdict
869.244	-47.56	6.36	-13.0	34.56	266.00	Horizontal	Vertical	N/A
1272.500	-52.35	-3.63	-13.0	39.35	221.00	Horizontal	Vertical	N/A
2114.000	-51.13	0.19	-13.0	38.13	235.00	Horizontal	Vertical	Pass
3292.000	-46.76	6.37	-13.0	33.76	62.00	Horizontal	Vertical	Pass
4984.750	-41.88	13.27	-13.0	28.88	320.00	Horizontal	Vertical	Pass
6694.500	-37.42	16.96	-13.0	24.42	105.00	Horizontal	Vertical	Pass

RSE (RF) _FCC PART2&24&27_GSM 850_814-849_30MHz-10GHz

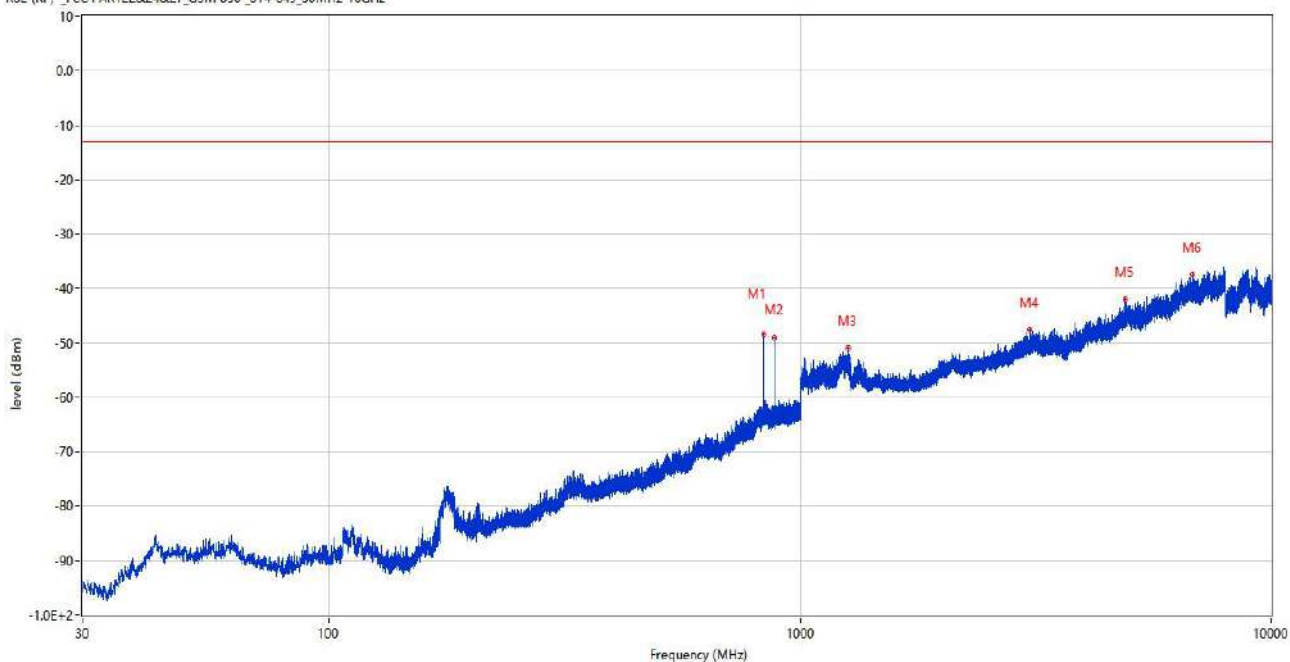


Frequency (MHz)	Result (dBm)	Factor (dB)	Limit (dBm)	Margin (dB)	Table (o)	ANT	EUT	Verdict
869.196	-50.34	6.35	-13.0	37.34	360.00	Vertical	Vertical	N/A
824.284	-20.95	6.91	-13.0	7.95	56.00	Vertical	Vertical	N/A
1269.200	-48.79	-3.78	-13.0	35.79	174.00	Vertical	Vertical	Pass
3058.250	-47.16	6.15	-13.0	34.16	6.00	Vertical	Vertical	Pass
4190.000	-45.16	10.38	-13.0	32.16	222.00	Vertical	Vertical	Pass
5889.750	-39.81	14.57	-13.0	26.81	0.00	Vertical	Vertical	Pass



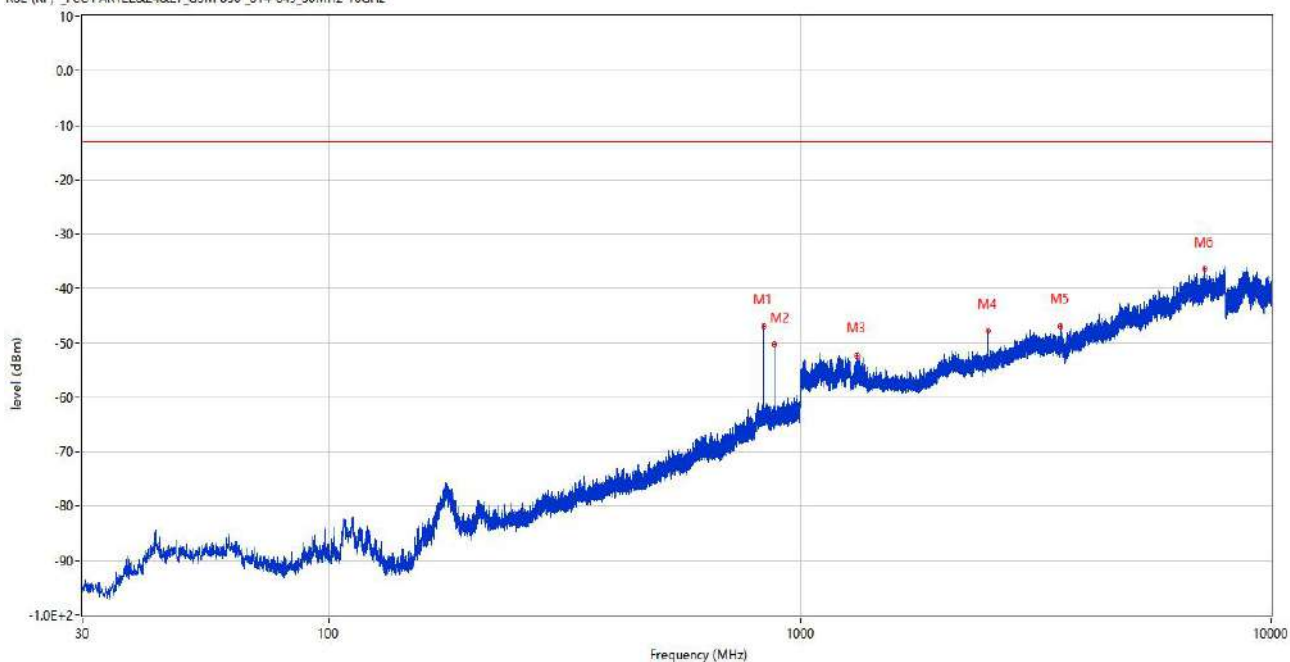
Frequency (MHz)	Result (dBm)	Factor (dB)	Limit (dBm)	Margin (dB)	Table (o)	ANT	EUT	Verdict
824.284	-32.85	6.91	-13.0	19.85	344.00	Vertical	Horizontal	N/A
869.147	-49.43	6.35	-13.0	36.43	25.00	Vertical	Horizontal	N/A
1266.100	-48.80	-3.80	-13.0	35.80	212.00	Vertical	Horizontal	Pass
2464.900	-49.34	0.40	-13.0	36.34	217.00	Vertical	Horizontal	Pass
4971.500	-41.83	13.53	-13.0	28.83	28.00	Vertical	Horizontal	Pass
6651.750	-37.69	16.10	-13.0	24.69	289.00	Vertical	Horizontal	Pass

RSE (RF) _FCC PART2&24&27_GSM 850_814-849_30MHz-10GHz



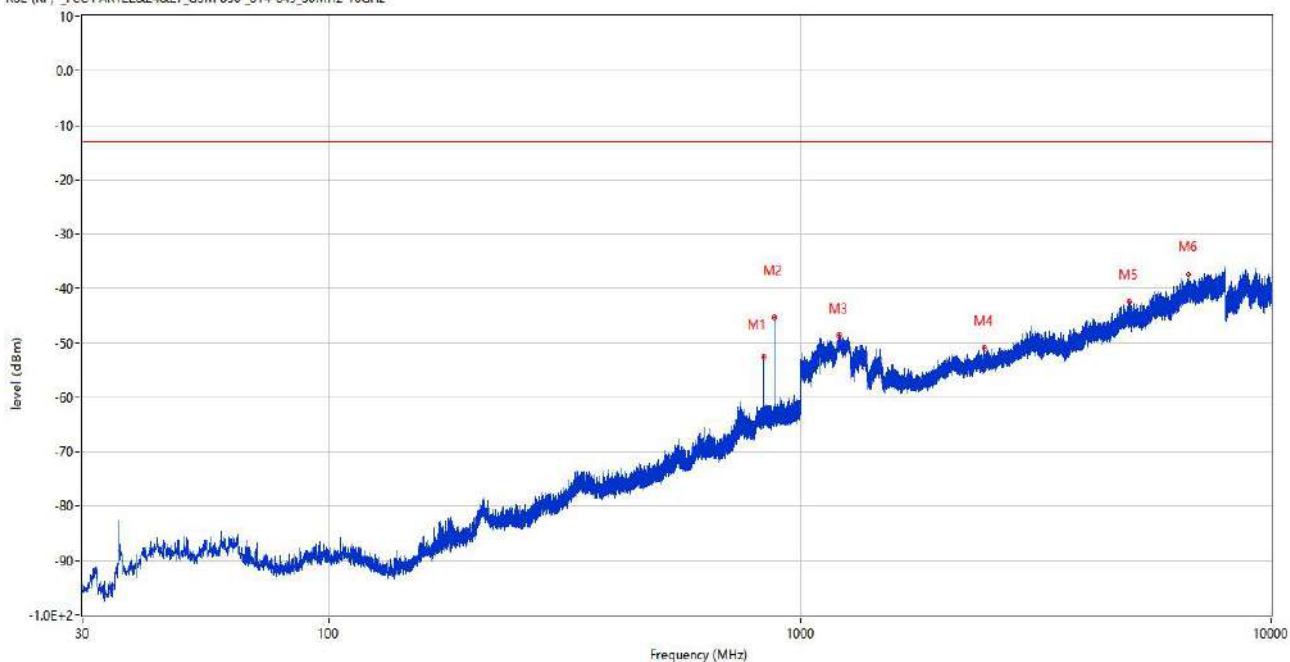
Frequency (MHz)	Result (dBm)	Factor (dB)	Limit (dBm)	Margin (dB)	Table (o)	ANT	EUT	Verdict
836.652	-48.34	7.13	-13.0	35.34	237.00	Horizontal	Horizontal	N/A
881.612	-48.95	6.75	-13.0	35.95	244.00	Horizontal	Horizontal	N/A
1264.100	-50.93	-3.85	-13.0	37.93	189.00	Horizontal	Horizontal	Pass
3070.500	-47.64	5.88	-13.0	34.64	83.00	Horizontal	Horizontal	Pass
4903.250	-42.08	12.51	-13.0	29.08	94.00	Horizontal	Horizontal	Pass
6803.250	-37.47	16.35	-13.0	24.47	7.00	Horizontal	Horizontal	Pass

RSE (RF) _FCC PART2&24&27_GSM 850_814-849_30MHz-10GHz



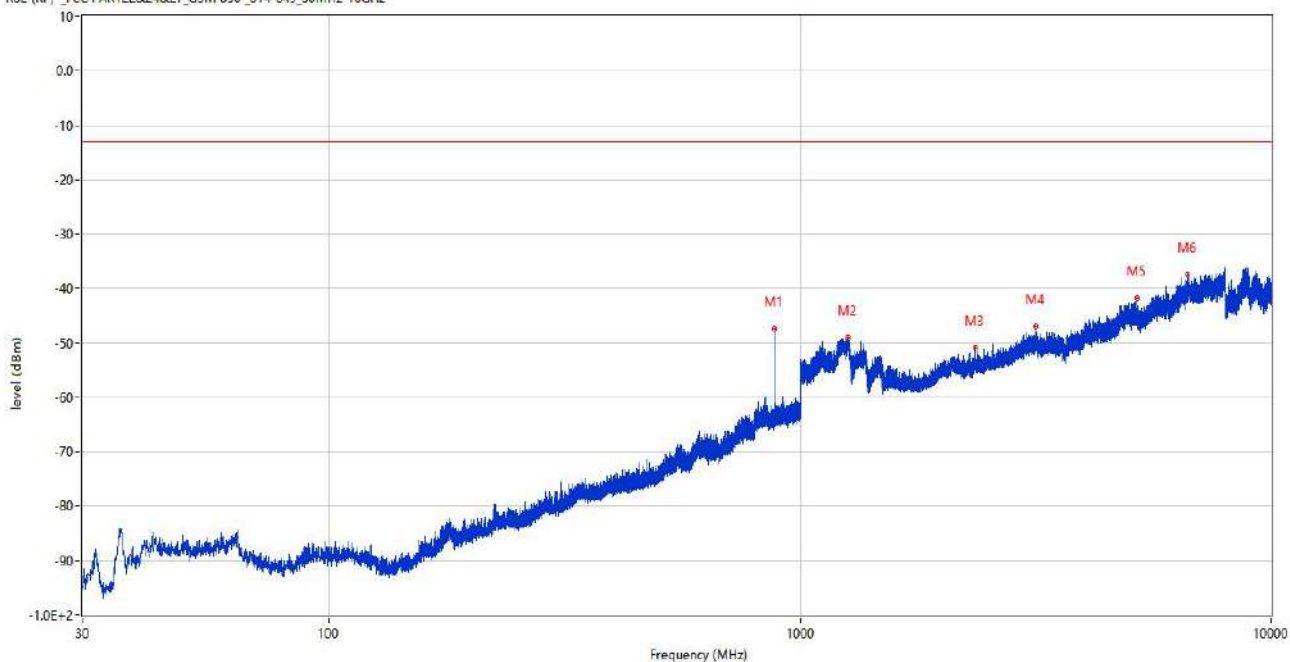
Frequency (MHz)	Result (dBm)	Factor (dB)	Limit (dBm)	Margin (dB)	Table (o)	ANT	EUT	Verdict
836.652	-46.90	7.13	-13.0	33.90	323.00	Horizontal	Vertical	N/A
881.612	-50.26	6.75	-13.0	37.26	250.00	Horizontal	Vertical	N/A
1320.200	-52.26	-2.79	-13.0	39.26	226.00	Horizontal	Vertical	Pass
2510.700	-47.90	1.48	-13.0	34.90	0.00	Horizontal	Vertical	Pass
3569.750	-46.89	7.10	-13.0	33.89	0.00	Horizontal	Vertical	Pass
7235.500	-36.42	17.27	-13.0	23.42	360.00	Horizontal	Vertical	Pass

RSE (RF) _FCC PART2&24&27_GSM 850_814-849_30MHz-10GHz



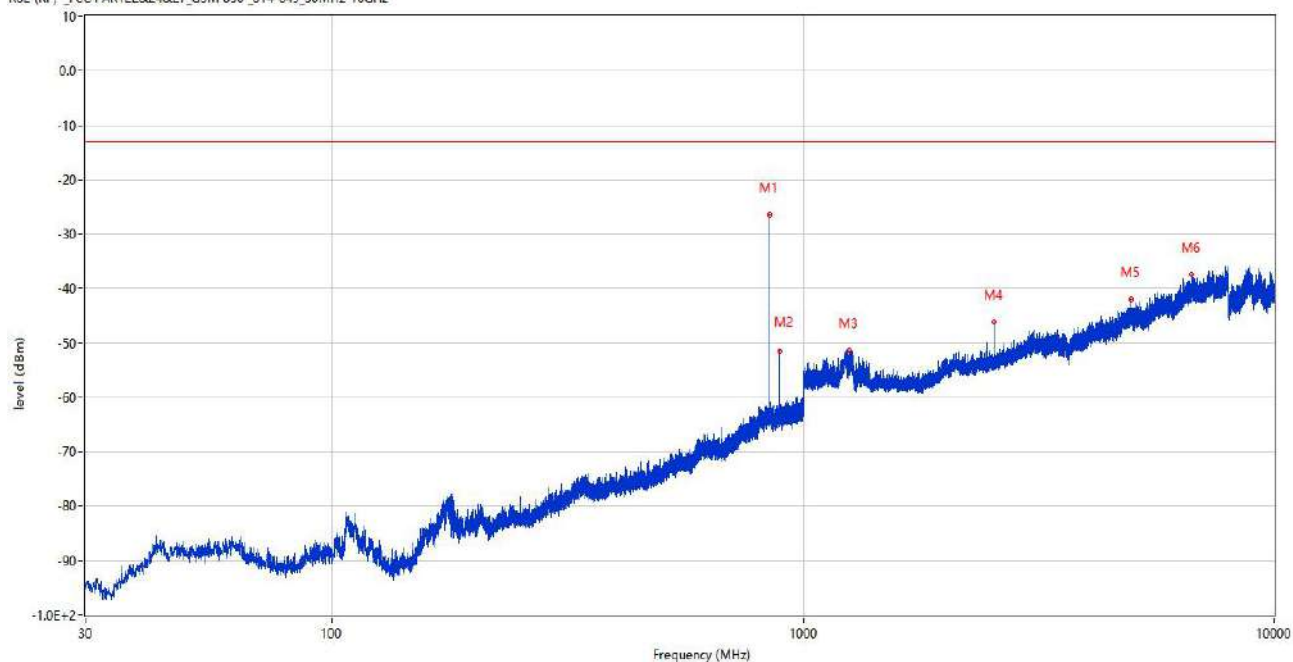
Frequency (MHz)	Result (dBm)	Factor (dB)	Limit (dBm)	Margin (dB)	Table (o)	ANT	EUT	Verdict
836.652	-52.62	7.13	-13.0	39.62	202.00	Vertical	Vertical	N/A
881.563	-45.29	6.75	-13.0	32.29	263.00	Vertical	Vertical	N/A
1213.700	-48.65	-3.87	-13.0	35.65	217.00	Vertical	Vertical	Pass
2459.400	-50.98	0.45	-13.0	37.98	36.00	Vertical	Vertical	Pass
5005.000	-42.45	12.61	-13.0	29.45	320.00	Vertical	Vertical	Pass
6689.500	-37.34	17.07	-13.0	24.34	93.00	Vertical	Vertical	Pass

RSE (RF) _FCC PART2&24&27_GSM 850_814-849_30MHz-10GHz



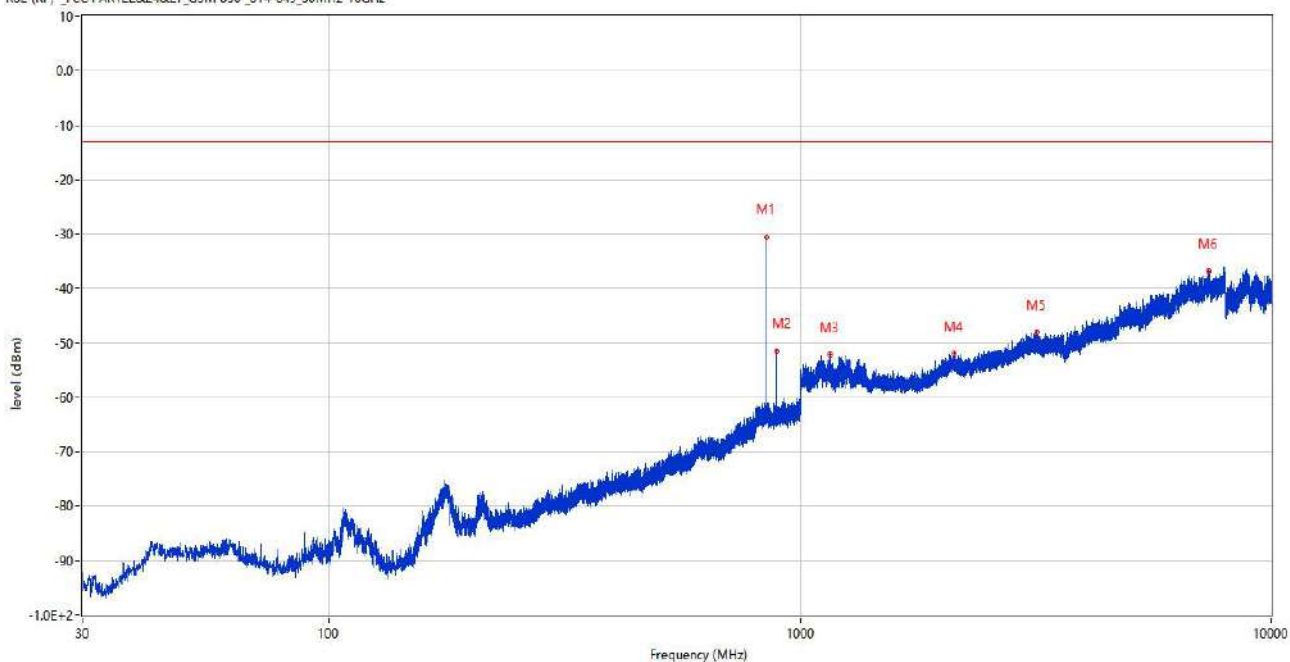
Frequency (MHz)	Result (dBm)	Factor (dB)	Limit (dBm)	Margin (dB)	Table (o)	ANT	EUT	Verdict
881.612	-47.34	6.75	-13.0	34.34	25.00	Vertical	Horizontal	N/A
1263.800	-49.11	-3.85	-13.0	36.11	217.00	Vertical	Horizontal	N/A
2358.300	-50.97	1.01	-13.0	37.97	154.00	Vertical	Horizontal	Pass
3163.500	-46.95	6.15	-13.0	33.95	222.00	Vertical	Horizontal	Pass
5186.750	-41.88	12.42	-13.0	28.88	353.00	Vertical	Horizontal	Pass
6664.250	-37.50	16.42	-13.0	24.50	276.00	Vertical	Horizontal	Pass

RSE (RF) _FCC PART2&24&27_GSM 850_814-849_30MHz-10GHz



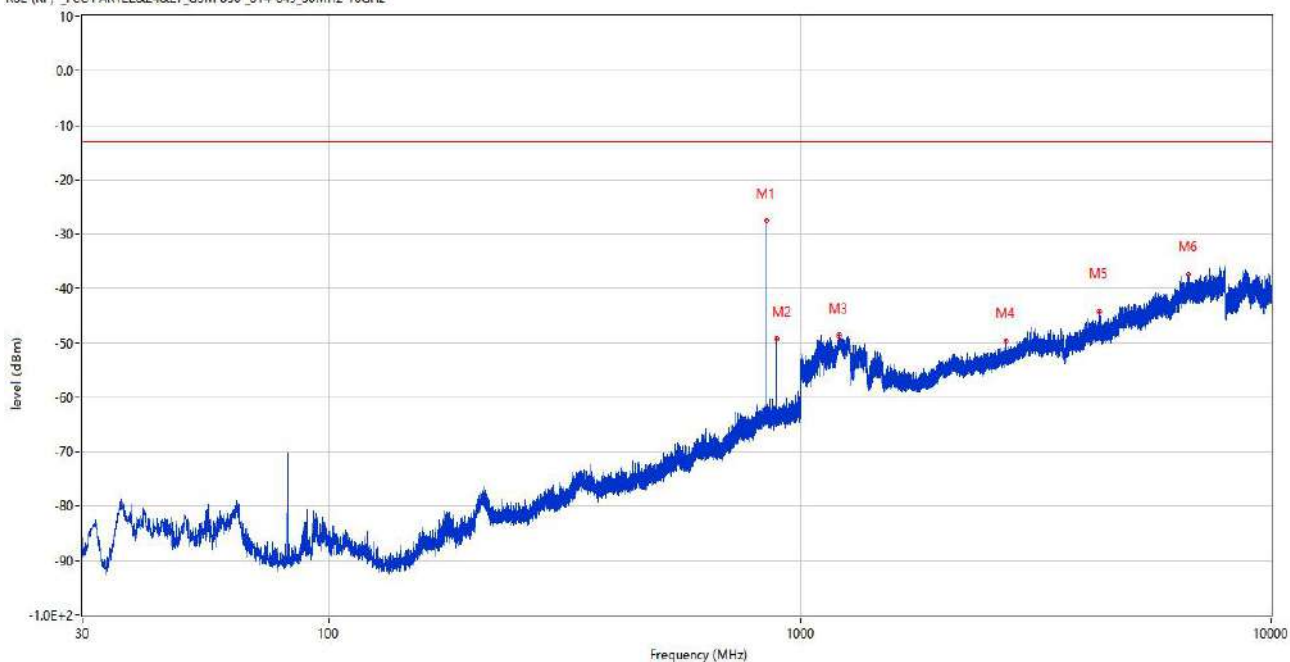
Frequency (MHz)	Result (dBm)	Factor (dB)	Limit (dBm)	Margin (dB)	Table (o)	ANT	EUT	Verdict
848.874	-26.44	7.31	-13.0	13.44	278.00	Horizontal	Horizontal	N/A
893.737	-51.61	6.90	-13.0	38.61	225.00	Horizontal	Horizontal	N/A
1252.200	-51.33	-4.09	-13.0	38.33	183.00	Horizontal	Horizontal	Pass
2547.200	-46.21	1.52	-13.0	33.21	211.00	Horizontal	Horizontal	Pass
4969.000	-42.05	13.56	-13.0	29.05	0.00	Horizontal	Horizontal	Pass
6684.750	-37.48	17.00	-13.0	24.48	255.00	Horizontal	Horizontal	Pass

RSE (RF) _FCC PART2&24&27_GSM 850_814-849_30MHz-10GHz



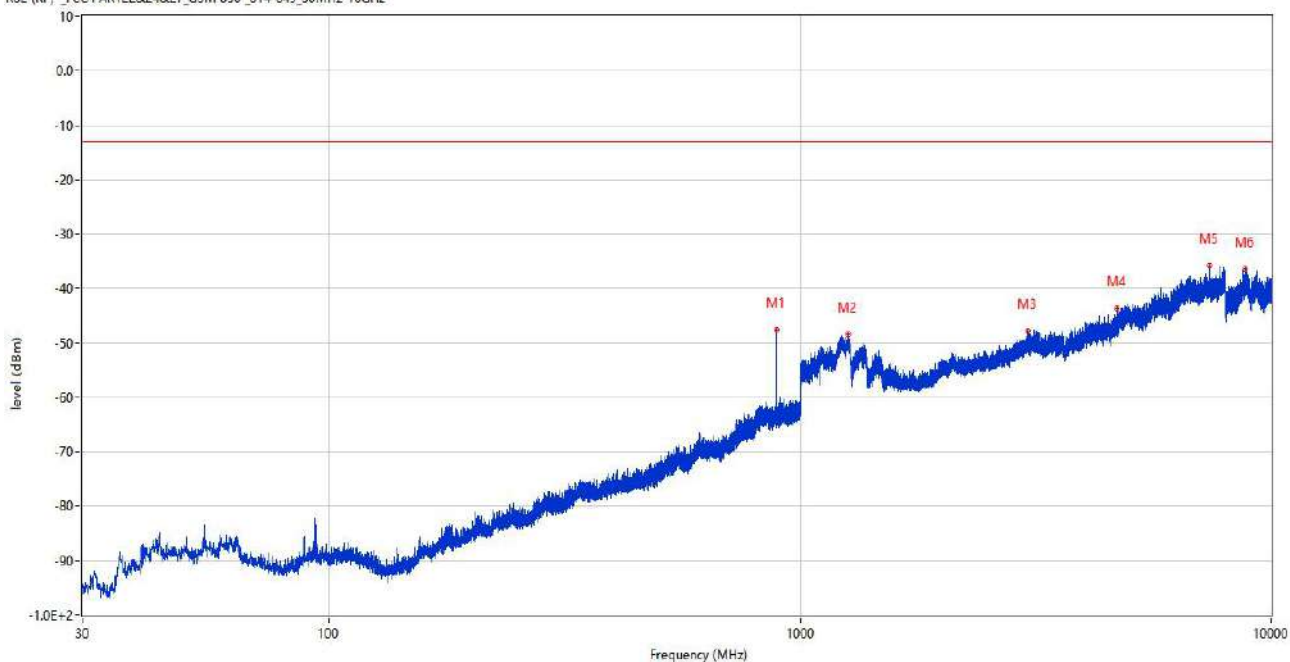
Frequency (MHz)	Result (dBm)	Factor (dB)	Limit (dBm)	Margin (dB)	Table (o)	ANT	EUT	Verdict
848.777	-30.51	7.31	-13.0	17.51	332.00	Horizontal	Vertical	N/A
893.785	-51.48	6.89	-13.0	38.48	237.00	Horizontal	Vertical	N/A
1159.100	-52.22	-4.02	-13.0	39.22	193.00	Horizontal	Vertical	Pass
2122.100	-51.94	-0.22	-13.0	38.94	302.00	Horizontal	Vertical	Pass
3177.000	-48.03	7.35	-13.0	35.03	85.00	Horizontal	Vertical	Pass
7358.750	-36.82	17.23	-13.0	23.82	74.00	Horizontal	Vertical	Pass

RSE (RF) _FCC PART2&24&27_GSM 850_814-849_30MHz-10GHz



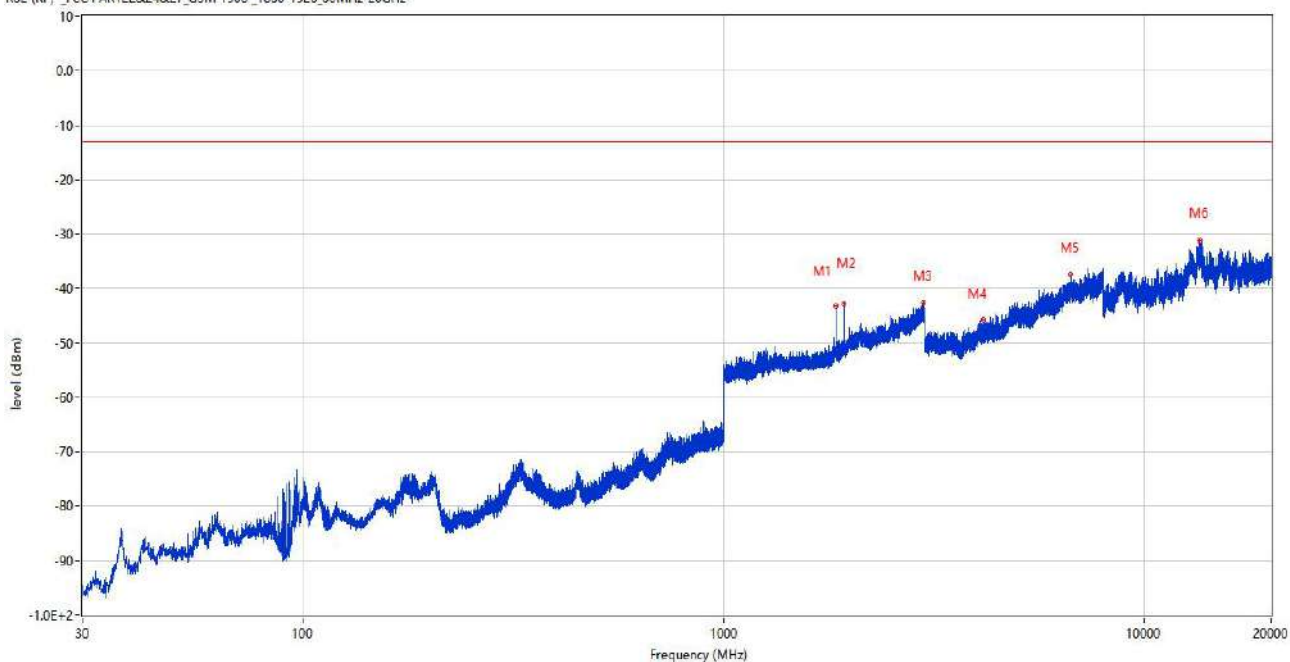
Frequency (MHz)	Result (dBm)	Factor (dB)	Limit (dBm)	Margin (dB)	Table (o)	ANT	EUT	Verdict
848.777	-27.52	7.31	-13.0	14.52	70.00	Vertical	Vertical	N/A
893.785	-49.20	6.89	-13.0	36.20	29.00	Vertical	Vertical	N/A
1210.500	-48.72	-3.87	-13.0	35.72	170.00	Vertical	Vertical	Pass
2740.000	-49.72	3.03	-13.0	36.72	202.00	Vertical	Vertical	Pass
4315.750	-44.36	10.09	-13.0	31.36	0.00	Vertical	Vertical	Pass
6680.750	-37.36	16.92	-13.0	24.36	73.00	Vertical	Vertical	Pass

RSE (RF) _FCC PART2&24&27_GSM 850_814-849_30MHz-10GHz



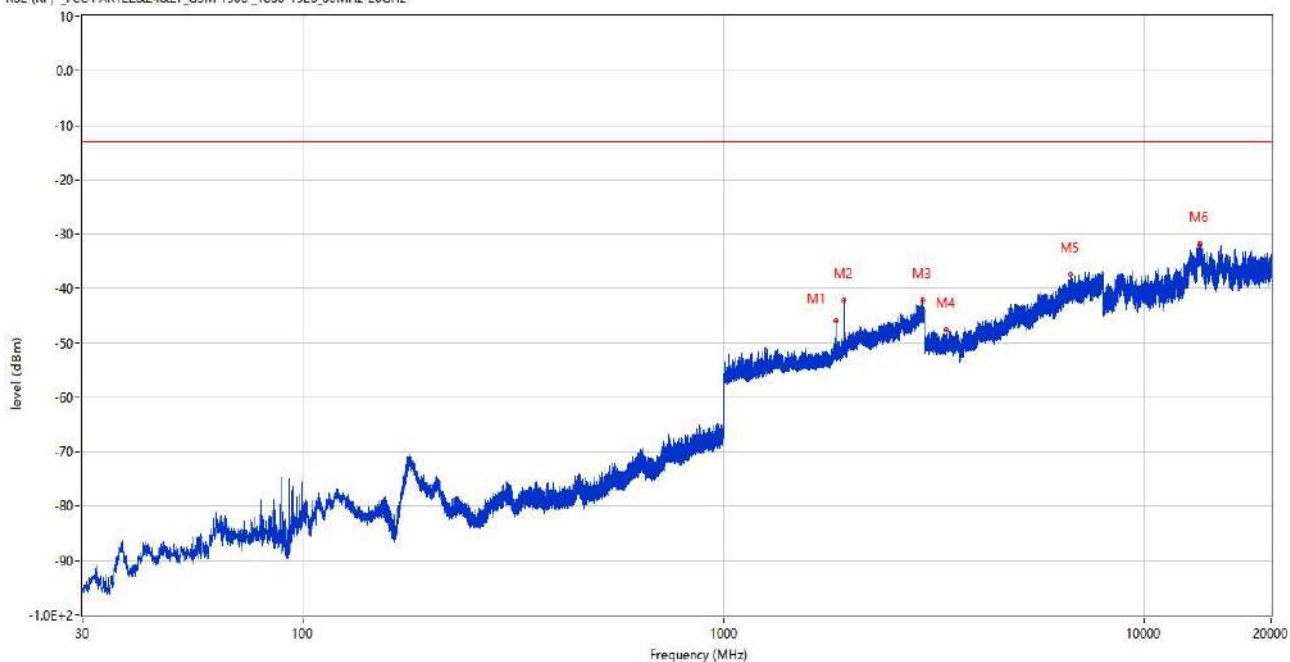
Frequency (MHz)	Result (dBm)	Factor (dB)	Limit (dBm)	Margin (dB)	Table (o)	ANT	EUT	Verdict
893.785	-47.58	6.89	-13.0	34.58	16.00	Vertical	Horizontal	N/A
1264.500	-48.51	-3.91	-13.0	35.51	202.00	Vertical	Horizontal	Pass
3045.000	-47.72	7.04	-13.0	34.72	72.00	Vertical	Horizontal	Pass
4719.250	-43.65	10.83	-13.0	30.65	39.00	Vertical	Horizontal	Pass
7389.750	-35.85	17.71	-13.0	22.85	39.00	Vertical	Horizontal	Pass
8817.000	-36.49	19.82	-13.0	23.49	3.00	Vertical	Horizontal	Pass

RSE (RF) _FCC PART2&24&27_GSM 1900_1830-1920_30MHz-20GHz



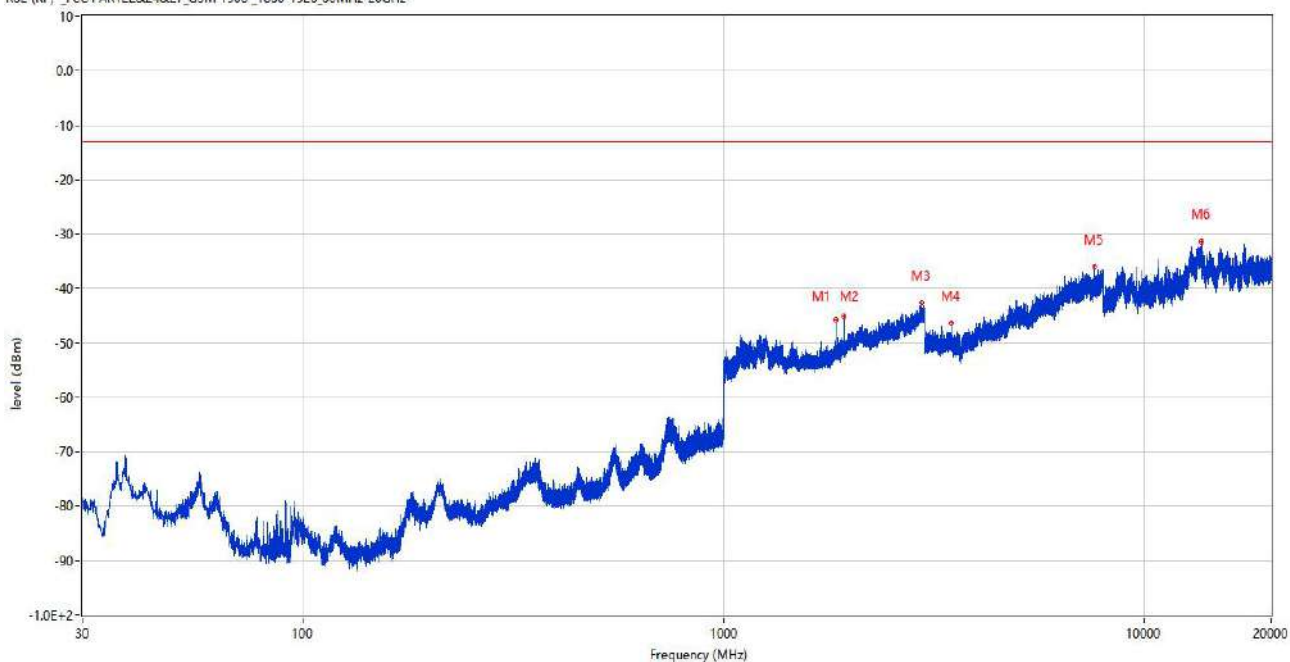
Frequency (MHz)	Result (dBm)	Factor (dB)	Limit (dBm)	Margin (dB)	Table (o)	ANT	EUT	Verdict
1851.000	-43.29	2.54	-13.0	30.29	145.00	Horizontal	Horizontal	N/A
1931.000	-42.73	3.16	-13.0	29.73	247.00	Horizontal	Horizontal	N/A
2993.400	-42.64	10.67	-13.0	29.64	176.00	Horizontal	Horizontal	Pass
4128.000	-45.68	9.49	-13.0	32.68	338.00	Horizontal	Horizontal	Pass
6678.500	-37.54	16.76	-13.0	24.54	84.00	Horizontal	Horizontal	Pass
13550.763	-31.12	25.21	-13.0	18.12	343.00	Horizontal	Horizontal	Pass

RSE (RF) _FCC PART2&24&27_GSM 1900_1830-1920_30MHz-20GHz



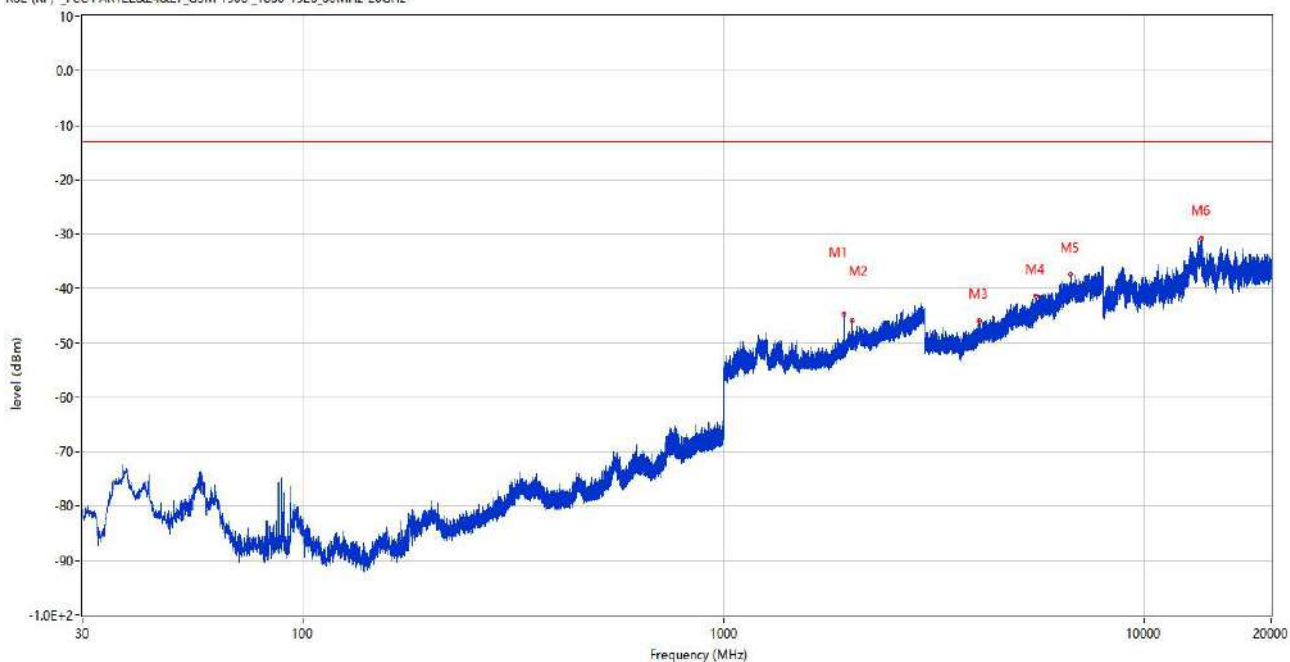
Frequency (MHz)	Result (dBm)	Factor (dB)	Limit (dBm)	Margin (dB)	Table (o)	ANT	EUT	Verdict
1851.100	-46.01	2.54	-13.0	33.01	357.00	Horizontal	Vertical	N/A
1931.100	-42.20	3.16	-13.0	29.20	150.00	Horizontal	Vertical	N/A
2977.500	-42.25	11.42	-13.0	29.25	237.00	Horizontal	Vertical	Pass
3385.750	-47.64	6.77	-13.0	34.64	61.00	Horizontal	Vertical	Pass
6683.250	-37.37	16.97	-13.0	24.37	230.00	Horizontal	Vertical	Pass
13542.062	-31.83	25.02	-13.0	18.83	340.00	Horizontal	Vertical	Pass

RSE (RF) _FCC PART2&24&27_GSM 1900_1830-1920_30MHz-20GHz



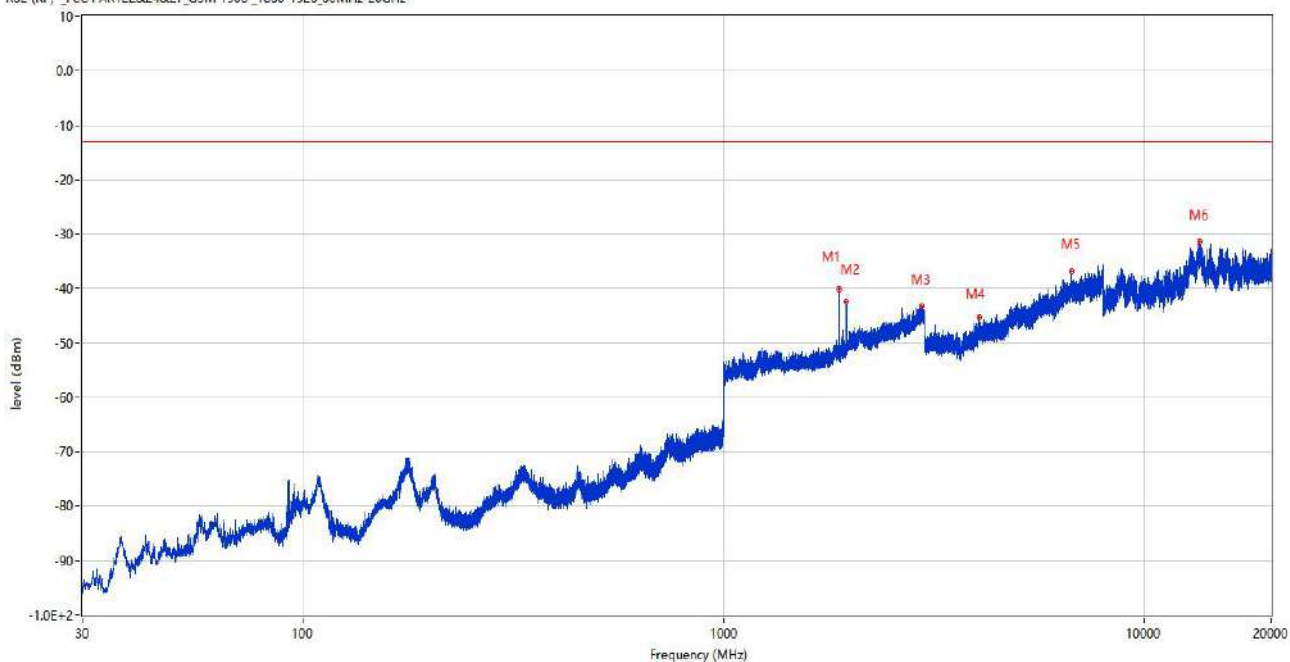
Frequency (MHz)	Result (dBm)	Factor (dB)	Limit (dBm)	Margin (dB)	Table (o)	ANT	EUT	Verdict
1851.100	-45.80	2.54	-13.0	32.80	152.00	Vertical	Vertical	N/A
1930.900	-45.14	3.17	-13.0	32.14	16.00	Vertical	Vertical	N/A
2960.500	-42.66	10.97	-13.0	29.66	274.00	Vertical	Vertical	Pass
3469.250	-46.27	7.35	-13.0	33.27	1.00	Vertical	Vertical	Pass
7625.250	-36.00	17.26	-13.0	23.00	275.00	Vertical	Vertical	Pass
13637.037	-31.33	24.84	-13.0	18.33	1.00	Vertical	Vertical	Pass

RSE (RF) _FCC PART22&24&27_GSM 1900_1830-1920_30MHz-20GHz



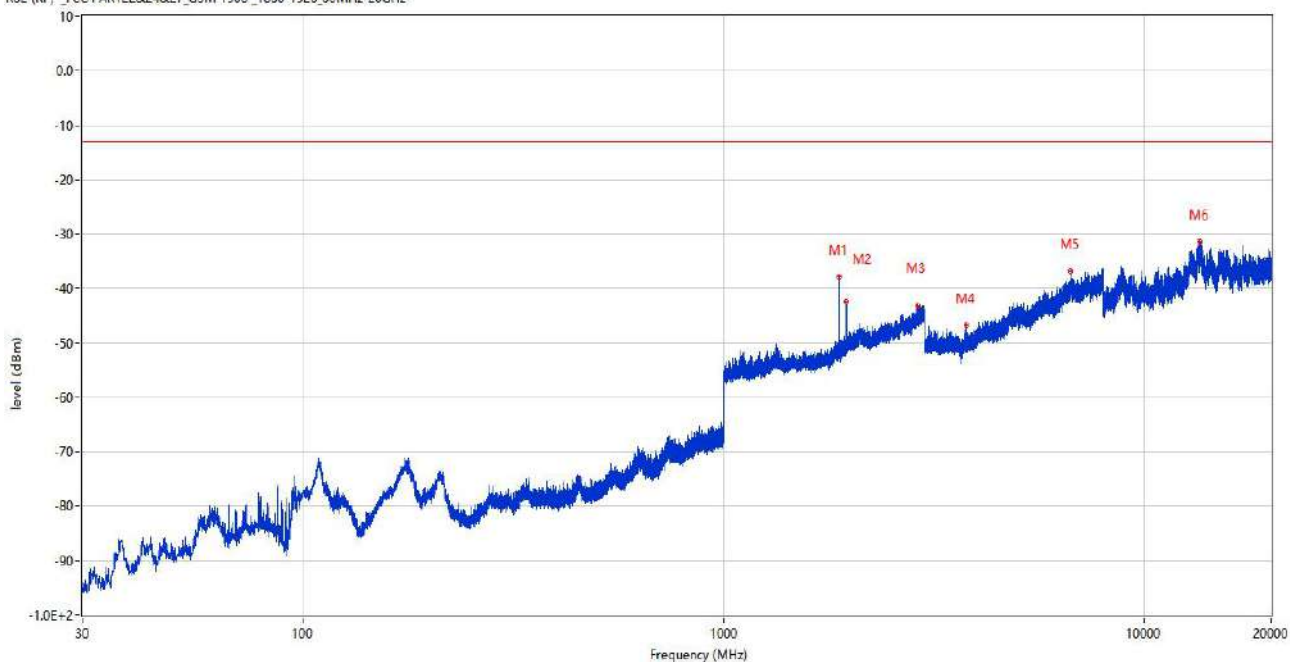
Frequency (MHz)	Result (dBm)	Factor (dB)	Limit (dBm)	Margin (dB)	Table (o)	ANT	EUT	Verdict
1931.100	-44.68	3.16	-13.0	31.68	173.00	Vertical	Horizontal	N/A
2024.300	-45.96	4.12	-13.0	32.96	179.00	Vertical	Horizontal	Pass
4057.250	-46.00	10.85	-13.0	33.00	38.00	Vertical	Horizontal	Pass
5523.250	-41.45	12.90	-13.0	28.45	158.00	Vertical	Horizontal	Pass
6692.750	-37.40	16.97	-13.0	24.40	238.00	Vertical	Horizontal	Pass
13643.924	-30.72	24.83	-13.0	17.72	203.00	Vertical	Horizontal	Pass

RSE (RF) _FCC PART22&24&27_GSM 1900_1830-1920_30MHz-20GHz



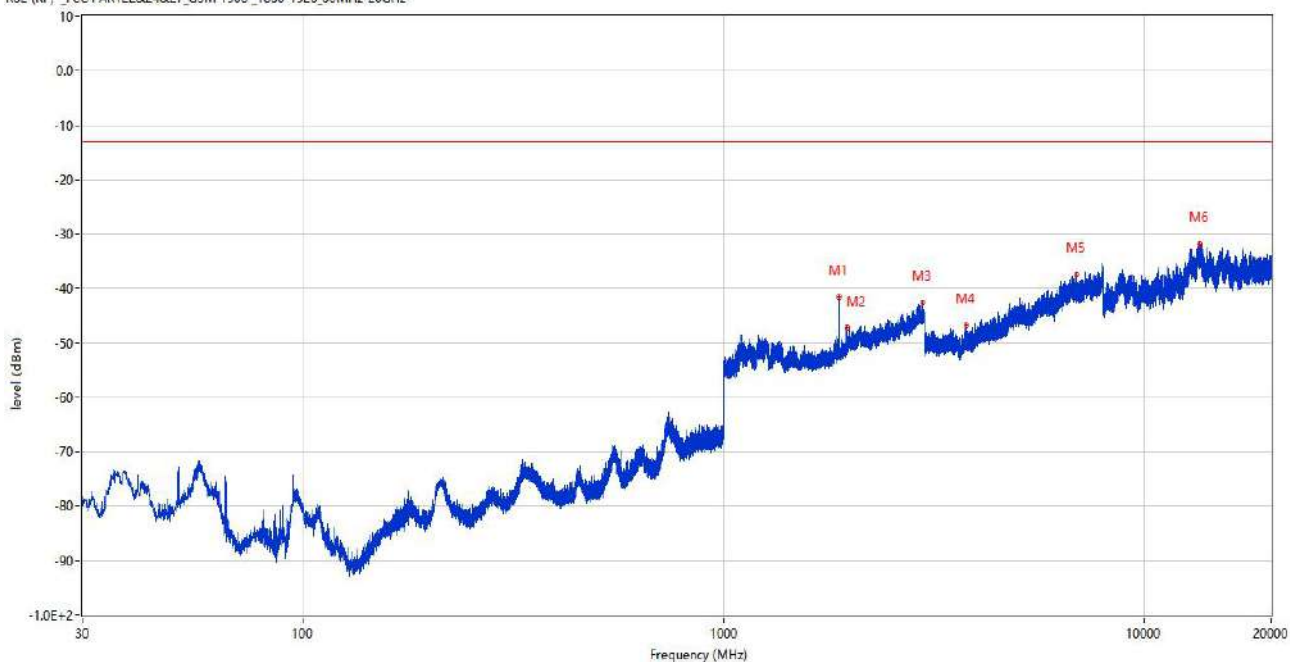
Frequency (MHz)	Result (dBm)	Factor (dB)	Limit (dBm)	Margin (dB)	Table (o)	ANT	EUT	Verdict
1881.000	-40.21	2.77	-13.0	27.21	351.00	Horizontal	Horizontal	N/A
1960.800	-42.46	3.39	-13.0	29.46	237.00	Horizontal	Horizontal	N/A
2950.200	-43.26	11.13	-13.0	30.26	148.00	Horizontal	Horizontal	Pass
4043.000	-45.41	10.26	-13.0	32.41	95.00	Horizontal	Horizontal	Pass
6696.000	-36.78	16.95	-13.0	23.78	46.00	Horizontal	Horizontal	Pass
13548.588	-31.46	25.18	-13.0	18.46	203.00	Horizontal	Horizontal	Pass

RSE (RF) _FCC PART2&24&27_GSM 1900_1830-1920_30MHz-20GHz



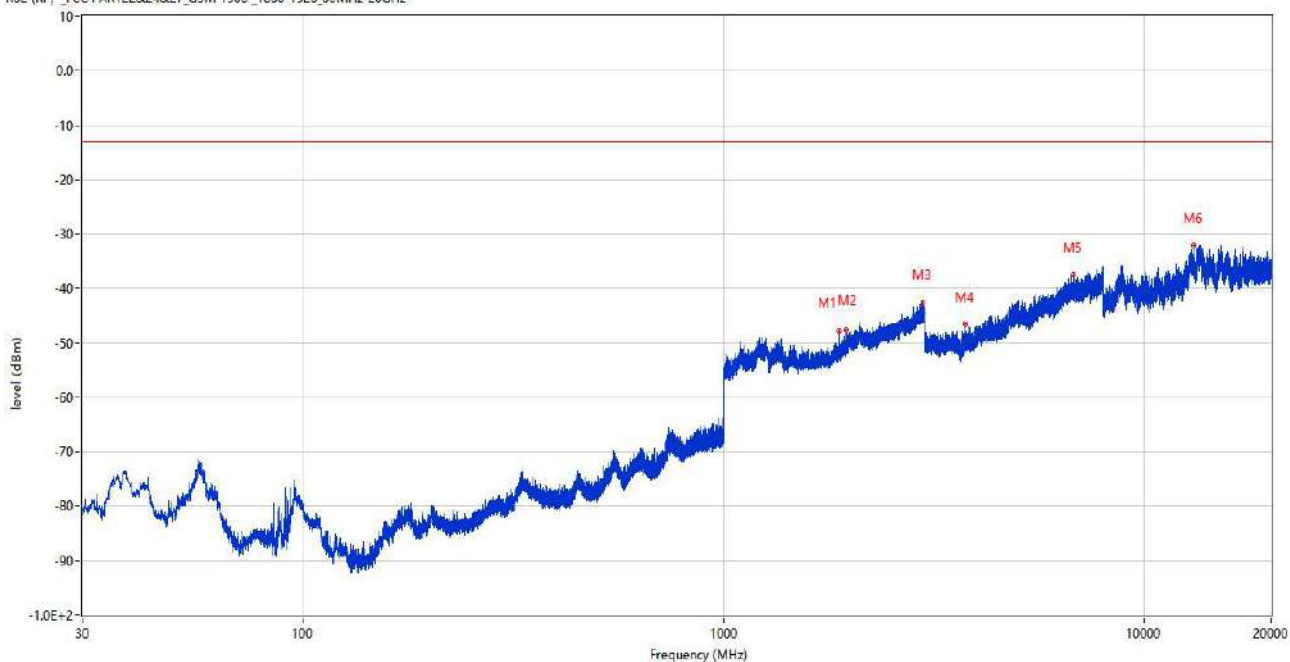
Frequency (MHz)	Result (dBm)	Factor (dB)	Limit (dBm)	Margin (dB)	Table (o)	ANT	EUT	Verdict
1880.800	-37.87	2.77	-13.0	24.87	358.00	Horizontal	Vertical	N/A
1960.900	-42.48	3.39	-13.0	29.48	147.00	Horizontal	Vertical	N/A
2891.300	-43.19	10.65	-13.0	30.19	40.00	Horizontal	Vertical	Pass
3778.250	-46.84	9.23	-13.0	33.84	263.00	Horizontal	Vertical	Pass
6681.250	-36.81	16.92	-13.0	23.81	214.00	Horizontal	Vertical	Pass
13554.388	-31.47	25.19	-13.0	18.47	360.00	Horizontal	Vertical	Pass

RSE (RF) _FCC PART2&24&27_GSM 1900_1830-1920_30MHz-20GHz



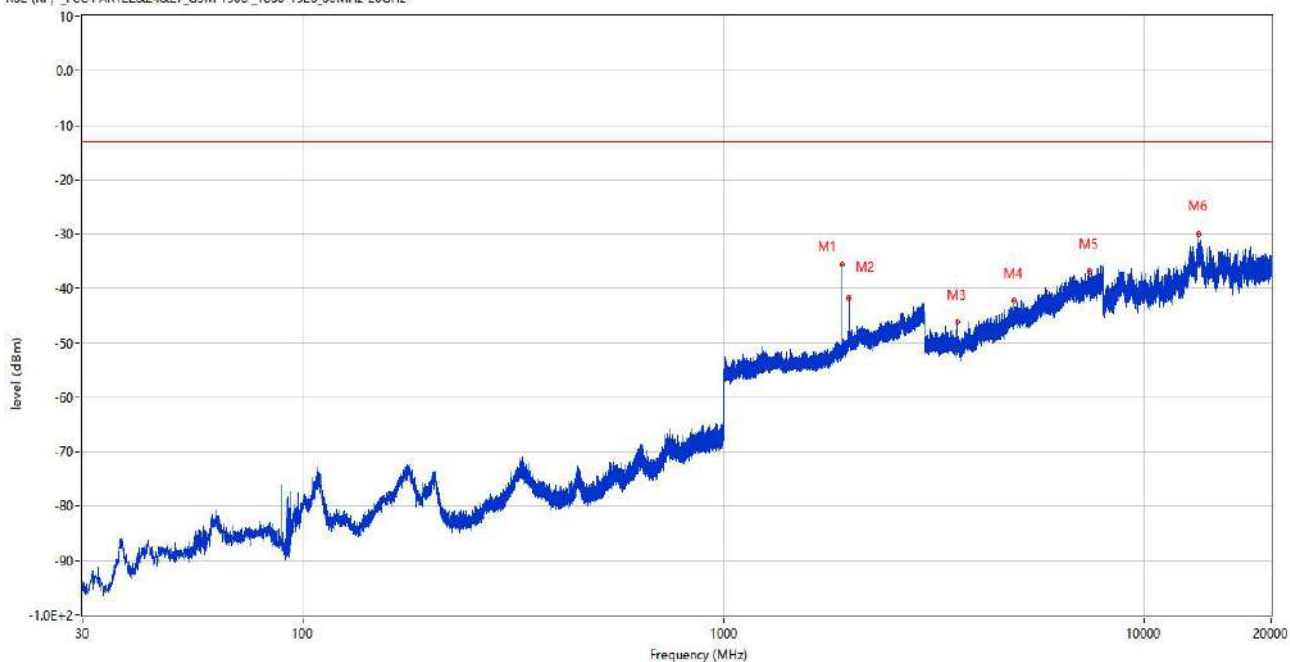
Frequency (MHz)	Result (dBm)	Factor (dB)	Limit (dBm)	Margin (dB)	Table (o)	ANT	EUT	Verdict
1880.900	-41.60	2.77	-13.0	28.60	125.00	Vertical	Vertical	N/A
1961.100	-47.24	3.38	-13.0	34.24	15.00	Vertical	Vertical	N/A
2971.900	-42.62	11.87	-13.0	29.62	79.00	Vertical	Vertical	Pass
3768.750	-46.76	9.30	-13.0	33.76	59.00	Vertical	Vertical	Pass
6886.000	-37.40	16.21	-13.0	24.40	243.00	Vertical	Vertical	Pass
13562.362	-31.92	25.13	-13.0	18.92	115.00	Vertical	Vertical	Pass

RSE (RF) _FCC PART2&24&27_GSM 1900_1830-1920_30MHz-20GHz



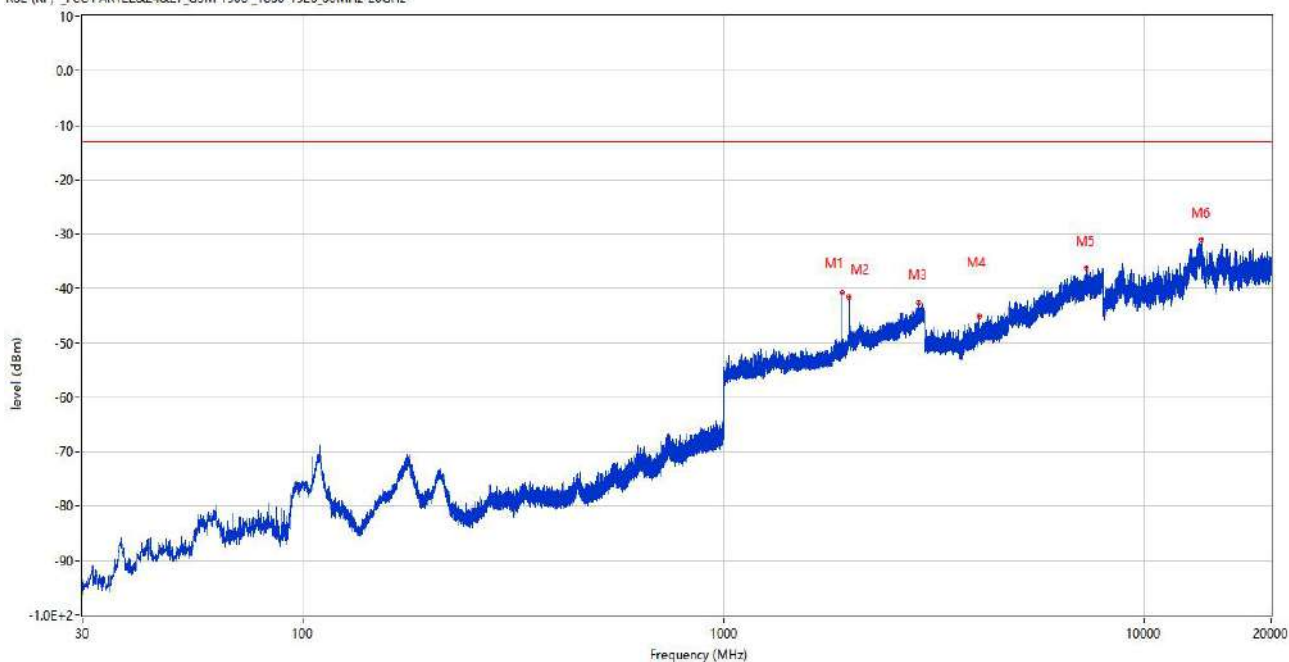
Frequency (MHz)	Result (dBm)	Factor (dB)	Limit (dBm)	Margin (dB)	Table (o)	ANT	EUT	Verdict
1880.700	-47.88	2.76	-13.0	34.88	283.00	Vertical	Horizontal	N/A
1960.500	-47.51	3.41	-13.0	34.51	35.00	Vertical	Horizontal	N/A
2966.000	-42.52	11.65	-13.0	29.52	320.00	Vertical	Horizontal	Pass
3750.750	-46.64	9.55	-13.0	33.64	360.00	Vertical	Horizontal	Pass
6785.250	-37.43	16.29	-13.0	24.43	94.00	Vertical	Horizontal	Pass
13069.725	-32.15	22.39	-13.0	19.15	224.00	Vertical	Horizontal	Pass

RSE (RF) _FCC PART2&24&27_GSM 1900_1830-1920_30MHz-20GHz



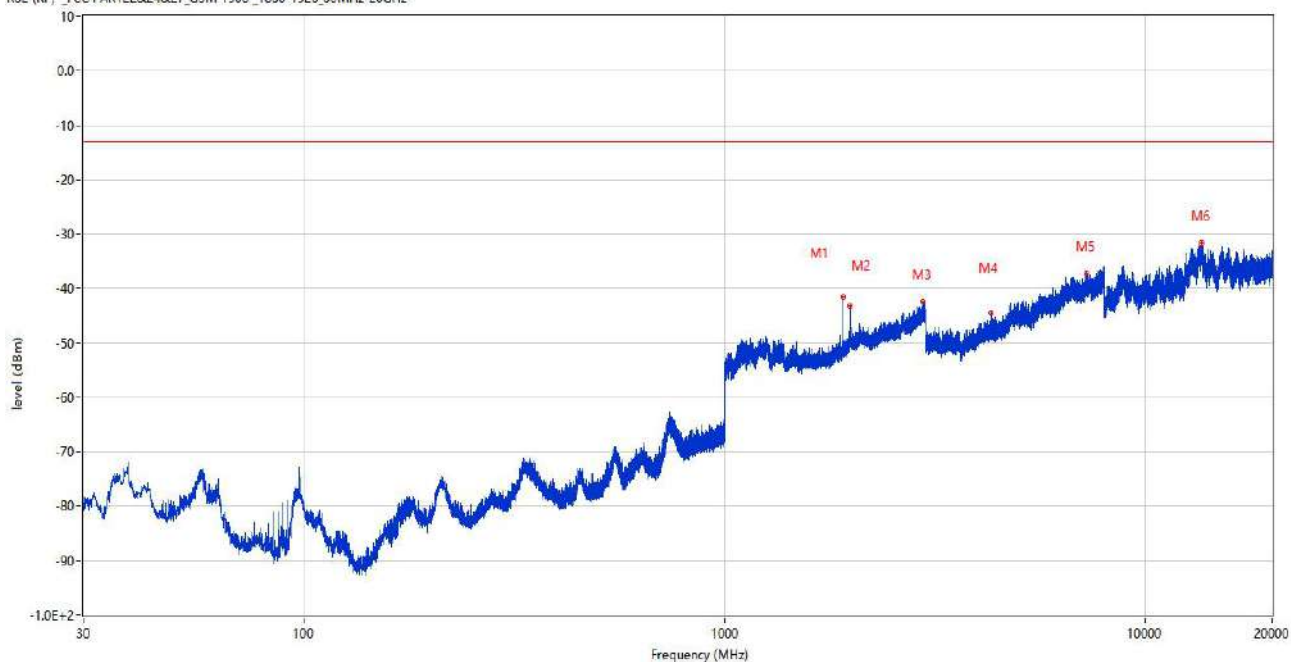
Frequency (MHz)	Result (dBm)	Factor (dB)	Limit (dBm)	Margin (dB)	Table (o)	ANT	EUT	Verdict
1910.500	-35.48	3.10	-13.0	22.48	3.00	Horizontal	Horizontal	N/A
1990.600	-41.73	4.55	-13.0	28.73	231.00	Horizontal	Horizontal	N/A
3596.250	-46.07	7.22	-13.0	33.07	306.00	Horizontal	Horizontal	Pass
4903.500	-42.20	12.52	-13.0	29.20	152.00	Horizontal	Horizontal	Pass
7401.000	-36.86	17.84	-13.0	23.86	347.00	Horizontal	Horizontal	Pass
13460.138	-29.90	24.39	-13.0	16.90	157.00	Horizontal	Horizontal	Pass

RSE (RF) _FCC PART22&24&27_GSM 1900_1830-1920_30MHz-20GHz



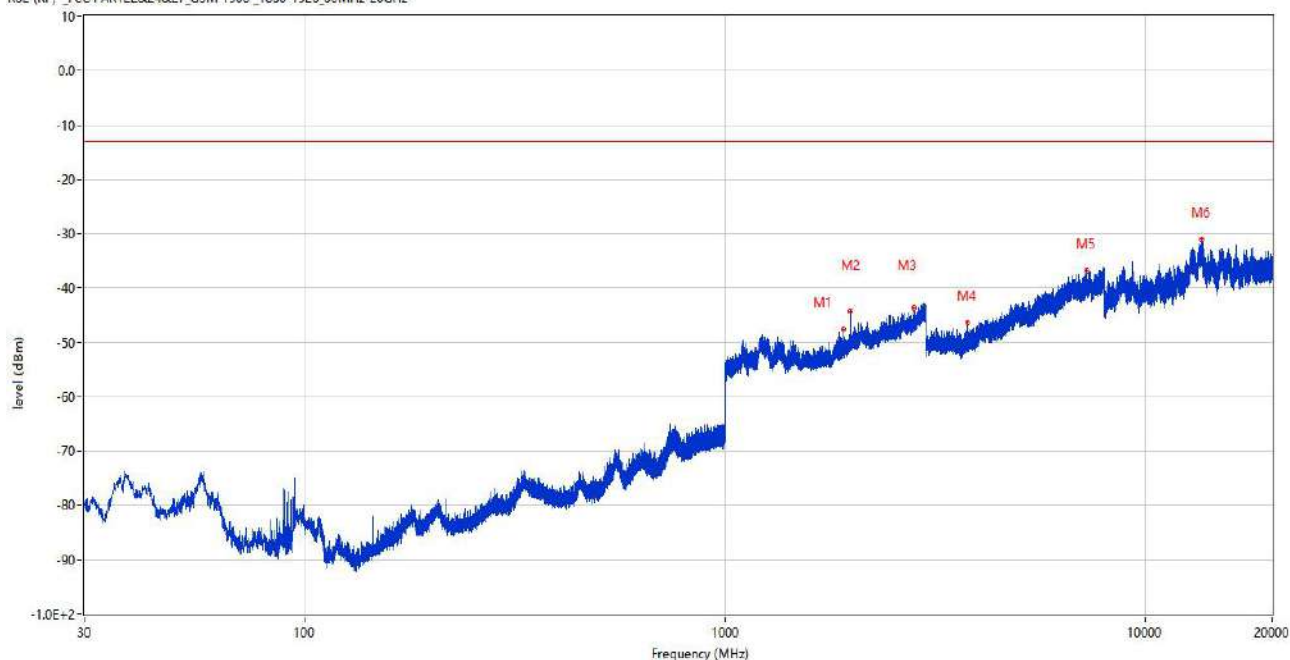
Frequency (MHz)	Result (dBm)	Factor (dB)	Limit (dBm)	Margin (dB)	Table (o)	ANT	EUT	Verdict
1910.800	-40.69	3.11	-13.0	27.69	54.00	Horizontal	Vertical	N/A
1990.500	-41.62	4.56	-13.0	28.62	249.00	Horizontal	Vertical	N/A
2904.900	-42.52	10.24	-13.0	29.52	287.00	Horizontal	Vertical	Pass
4051.250	-45.06	10.87	-13.0	32.06	99.00	Horizontal	Vertical	Pass
7263.750	-36.30	17.51	-13.0	23.30	139.00	Horizontal	Vertical	Pass
13643.924	-31.01	24.83	-13.0	18.01	115.00	Horizontal	Vertical	Pass

RSE (RF) _FCC PART22&24&27_GSM 1900_1830-1920_30MHz-20GHz



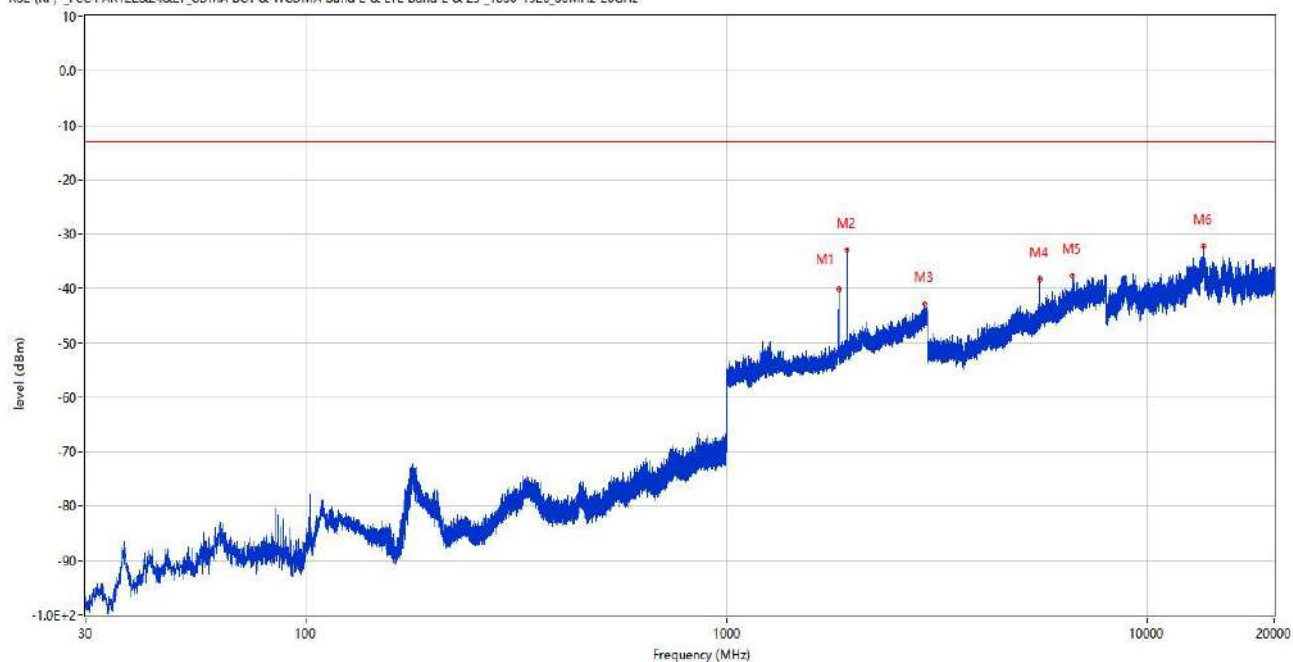
Frequency (MHz)	Result (dBm)	Factor (dB)	Limit (dBm)	Margin (dB)	Table (o)	ANT	EUT	Verdict
1910.600	-41.54	3.10	-13.0	28.54	325.00	Vertical	Vertical	N/A
1990.700	-43.25	4.54	-13.0	30.25	13.00	Vertical	Vertical	N/A
2959.800	-42.47	11.05	-13.0	29.47	1.00	Vertical	Vertical	Pass
4304.250	-44.50	10.78	-13.0	31.50	310.00	Vertical	Vertical	Pass
7243.750	-37.16	17.56	-13.0	24.16	78.00	Vertical	Vertical	Pass
13578.675	-31.73	25.02	-13.0	18.73	88.00	Vertical	Vertical	Pass

RSE (RF) FCC PART22&24&27_GSM 1900_1830-1920_30MHz-20GHz



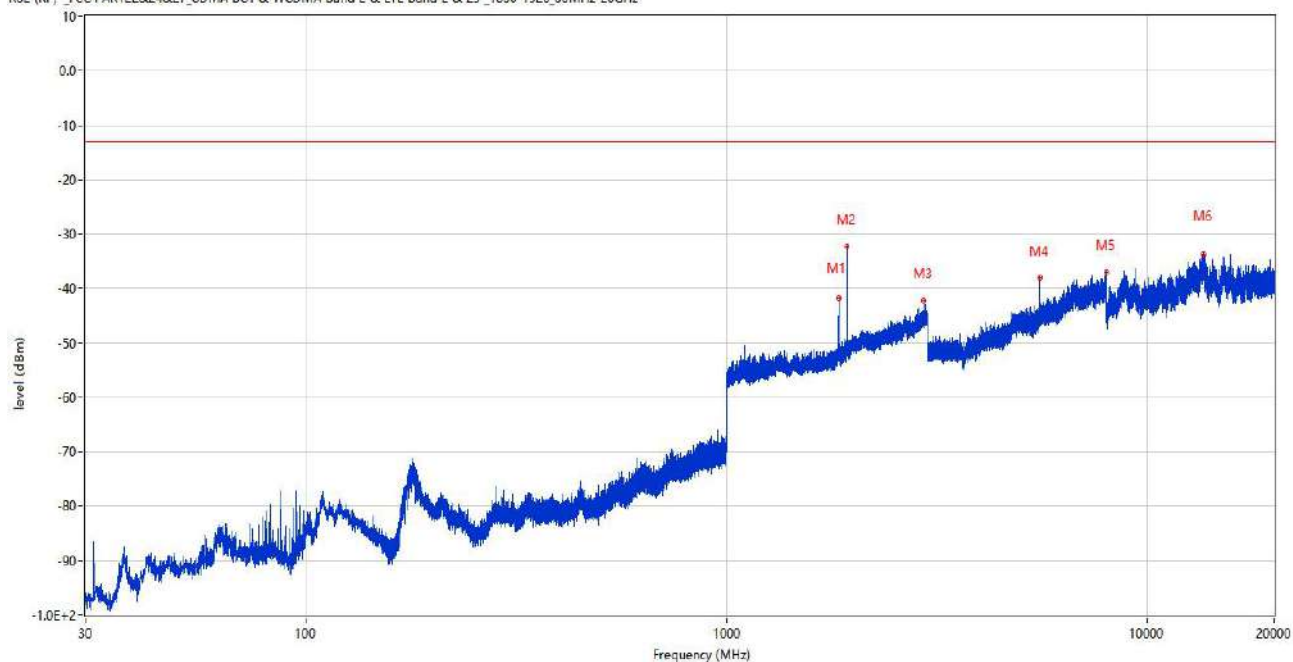
Frequency (MHz)	Result (dBm)	Factor (dB)	Limit (dBm)	Margin (dB)	Table (o)	ANT	EUT	Verdict
1911.200	-47.61	3.12	-13.0	34.61	283.00	Vertical	Horizontal	N/A
1990.400	-44.29	4.56	-13.0	31.29	22.00	Vertical	Horizontal	N/A
2820.800	-43.72	10.29	-13.0	30.72	92.00	Vertical	Horizontal	Pass
3781.250	-46.42	9.00	-13.0	33.42	266.00	Vertical	Horizontal	Pass
7246.250	-36.84	17.55	-13.0	23.84	266.00	Vertical	Horizontal	Pass
13630.151	-31.08	24.85	-13.0	18.08	207.00	Vertical	Horizontal	Pass

RSE (RF) _FCC PART2&24&27_CDMA BC1 & WCDMA Band 2 & LTE Band 2 & 25_1630-1920_30MHz-20GHz



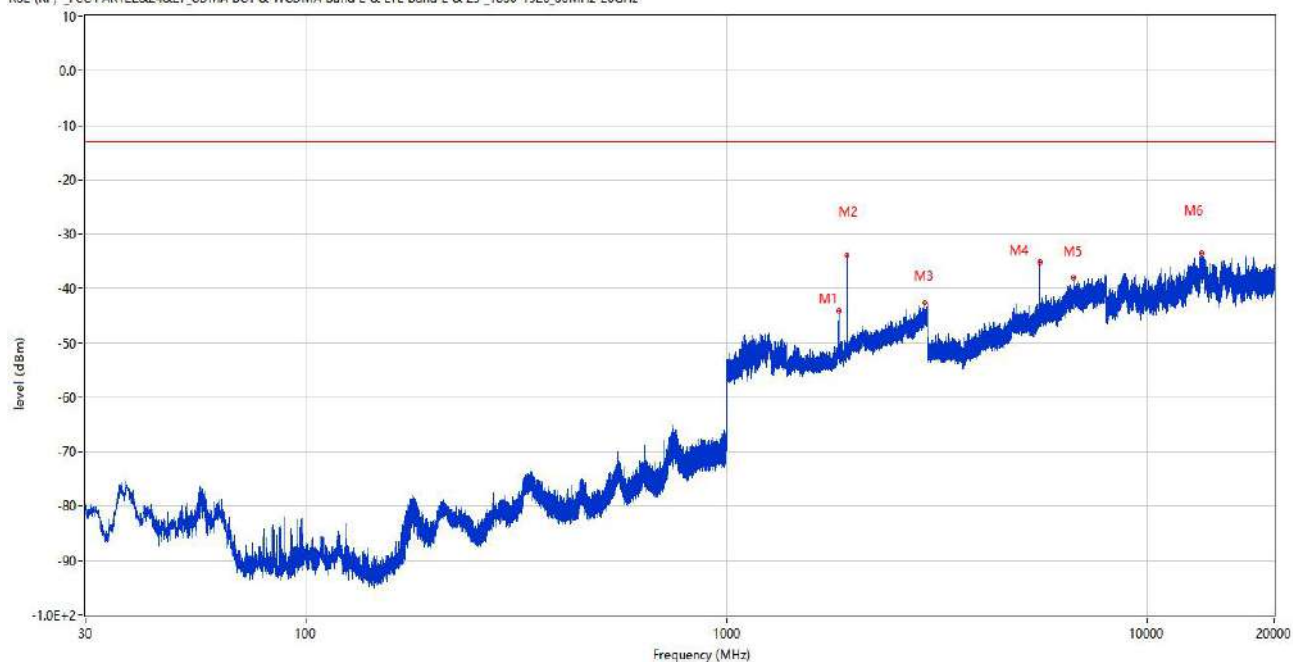
Frequency (MHz)	Result (dBm)	Factor (dB)	Limit (dBm)	Margin (dB)	Table (o)	ANT	EUT	Verdict
1852.400	-40.19	2.55	-13.0	27.19	360.00	Horizontal	Horizontal	N/A
1932.900	-32.87	3.04	-13.0	19.87	237.00	Horizontal	Horizontal	N/A
2948.700	-42.89	11.06	-13.0	29.89	230.00	Horizontal	Horizontal	Pass
5554.250	-38.31	13.18	-13.0	25.31	165.00	Horizontal	Horizontal	Pass
6629.250	-37.65	16.06	-13.0	24.65	278.00	Horizontal	Horizontal	Pass
13563.813	-32.29	25.12	-13.0	19.29	339.00	Horizontal	Horizontal	Pass

RSE (RF) _FCC PART2&24&27_CDMA BC1 & WCDMA Band 2 & LTE Band 2 & 25_1630-1920_30MHz-20GHz



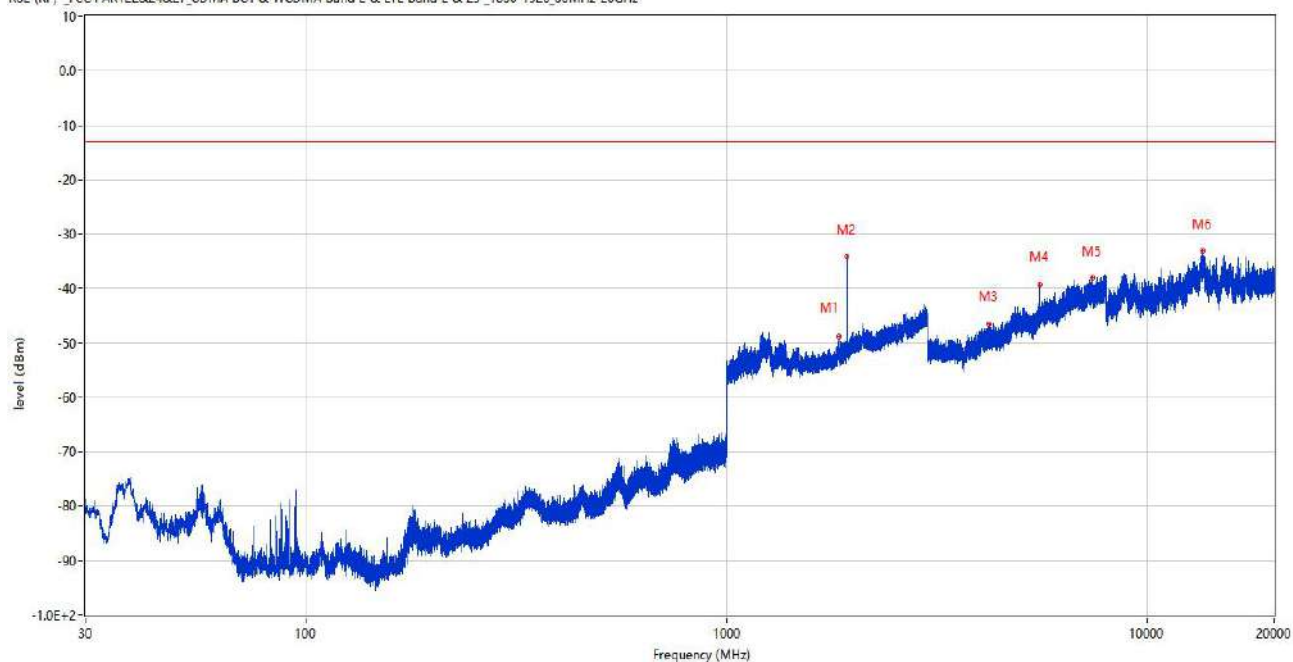
Frequency (MHz)	Result (dBm)	Factor (dB)	Limit (dBm)	Margin (dB)	Table (o)	ANT	EUT	Verdict
1852.500	-41.86	2.55	-13.0	28.86	348.00	Horizontal	Vertical	N/A
1934.600	-32.32	3.13	-13.0	19.32	144.00	Horizontal	Vertical	N/A
2940.900	-42.21	10.68	-13.0	29.21	91.00	Horizontal	Vertical	Pass
5555.750	-38.02	13.12	-13.0	25.02	70.00	Horizontal	Vertical	Pass
7999.750	-37.06	19.02	-13.0	24.06	294.00	Horizontal	Vertical	Pass
13569.613	-33.68	25.08	-13.0	20.68	40.00	Horizontal	Vertical	Pass

RSE (RF) _FCC PART2&24&27_CDMA BC1 & WCDMA Band 2 & LTE Band 2 & 25_1630-1920_30MHz-20GHz



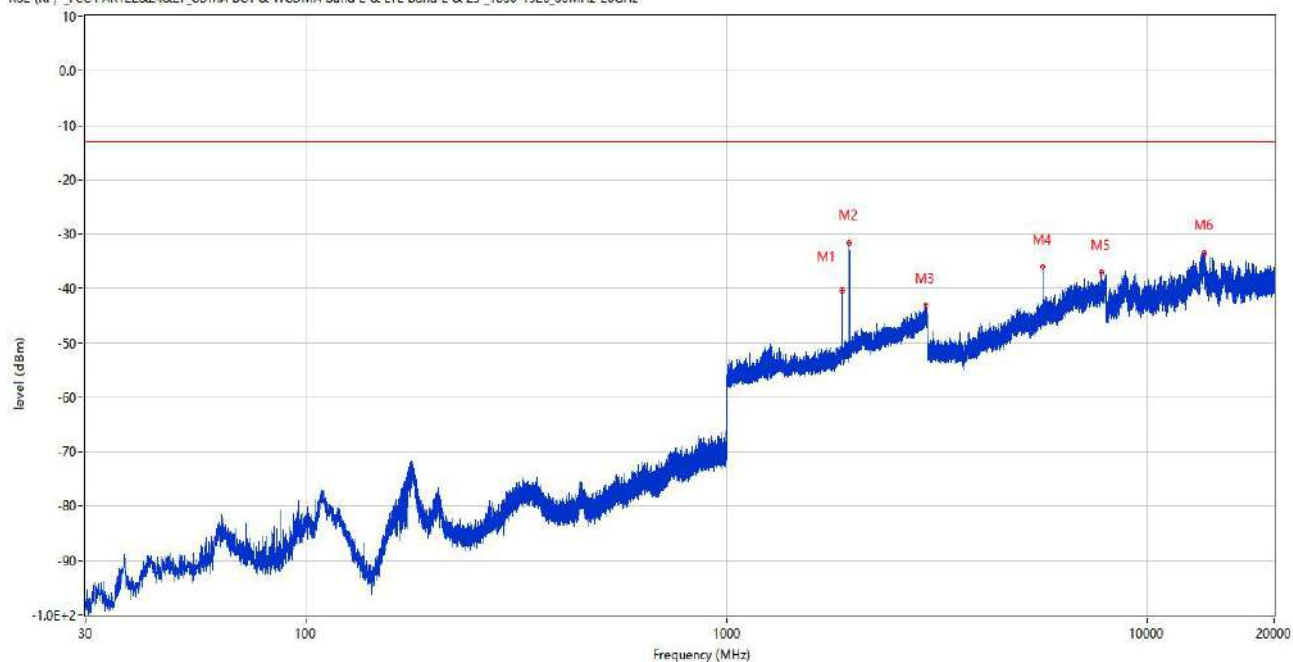
Frequency (MHz)	Result (dBm)	Factor (dB)	Limit (dBm)	Margin (dB)	Table (o)	ANT	EUT	Verdict
1852.600	-44.00	2.55	-13.0	31.00	269.00	Vertical	Vertical	N/A
1934.200	-33.94	3.06	-13.0	20.94	19.00	Vertical	Vertical	N/A
2962.000	-42.56	11.26	-13.0	29.56	307.00	Vertical	Vertical	Pass
5554.750	-35.21	13.15	-13.0	22.21	227.00	Vertical	Vertical	Pass
6687.250	-38.06	17.06	-13.0	25.06	331.00	Vertical	Vertical	Pass
13485.513	-33.44	24.11	-13.0	20.44	251.00	Vertical	Vertical	Pass

RSE (RF) _FCC PART2&24&27_CDMA BC1 & WCDMA Band 2 & LTE Band 2 & 25_1630-1920_30MHz-20GHz



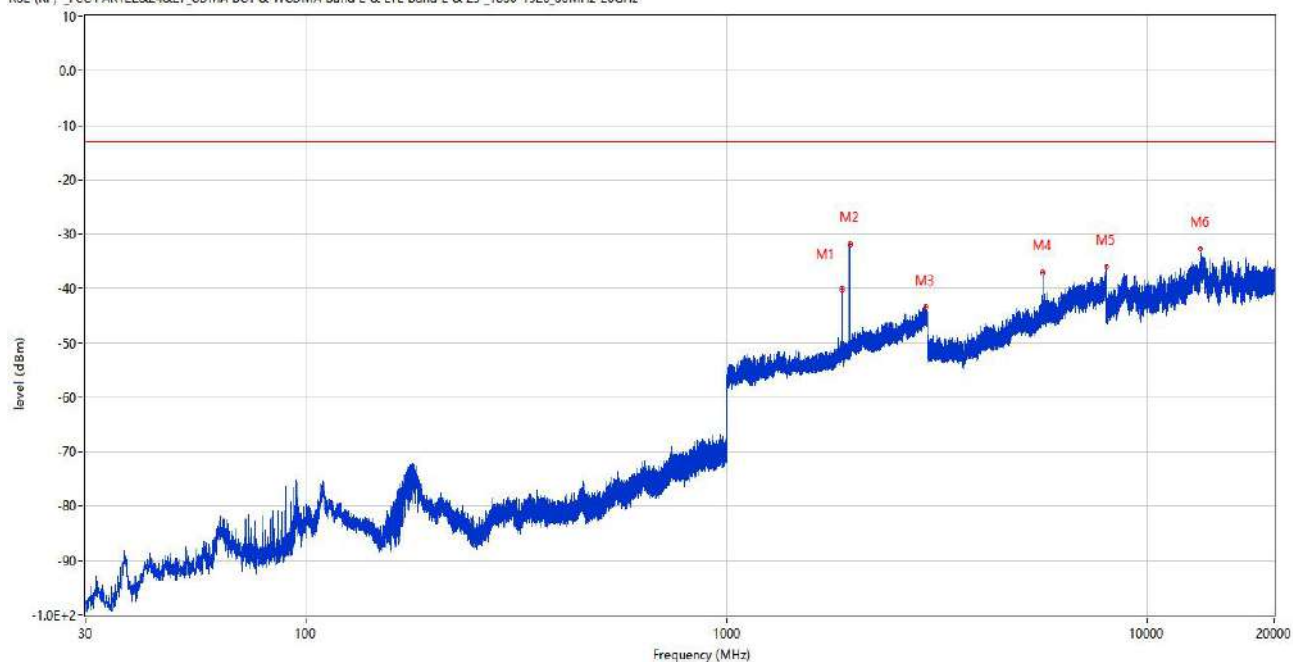
Frequency (MHz)	Result (dBm)	Factor (dB)	Limit (dBm)	Margin (dB)	Table (o)	ANT	EUT	Verdict
1852.200	-48.87	2.55	-13.0	35.87	278.00	Vertical	Horizontal	N/A
1934.700	-34.09	3.15	-13.0	21.09	19.00	Vertical	Horizontal	N/A
4216.750	-46.47	10.33	-13.0	33.47	35.00	Vertical	Horizontal	Pass
5560.250	-39.36	13.01	-13.0	26.36	147.00	Vertical	Horizontal	Pass
7404.750	-38.06	17.91	-13.0	25.06	91.00	Vertical	Horizontal	Pass
13562.000	-33.05	25.14	-13.0	20.05	297.00	Vertical	Horizontal	Pass

RSE (RF) _FCC PART2&24&27_CDMA BC1 & WCDMA Band 2 & LTE Band 2 & 25_1630-1920_30MHz-20GHz



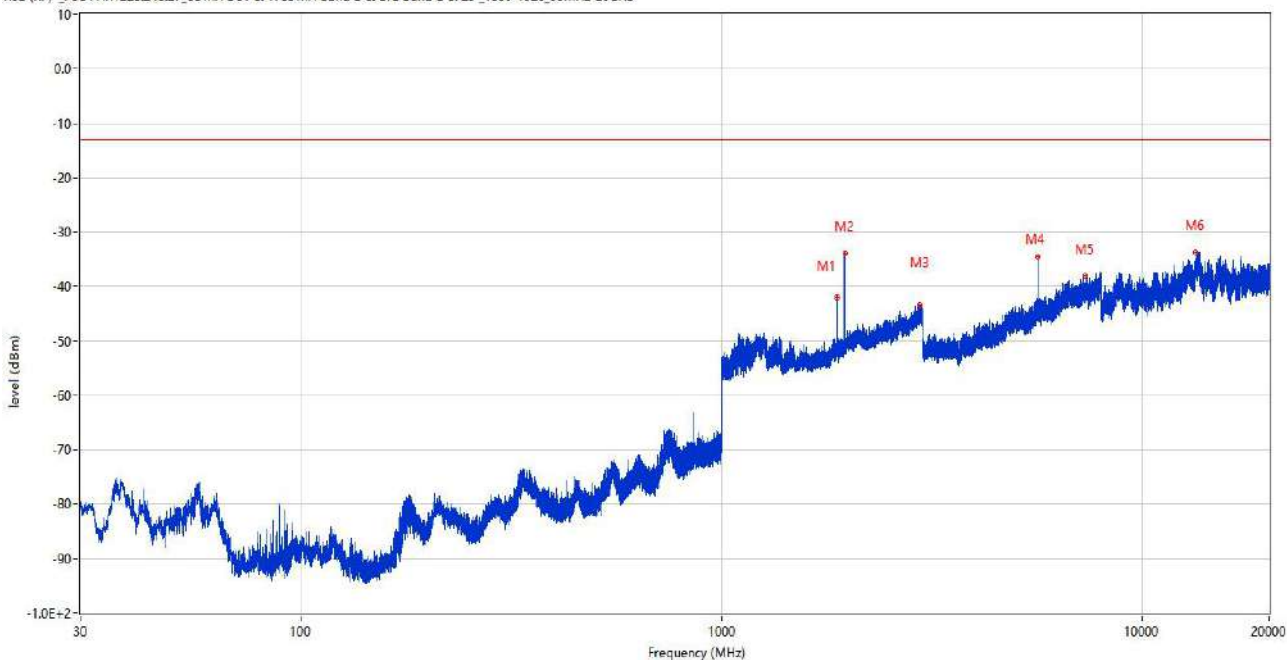
Frequency (MHz)	Result (dBm)	Factor (dB)	Limit (dBm)	Margin (dB)	Table (o)	ANT	EUT	Verdict
1879.400	-40.34	2.75	-13.0	27.34	147.00	Horizontal	Horizontal	N/A
1959.700	-31.55	3.38	-13.0	18.55	253.00	Horizontal	Horizontal	N/A
2966.500	-43.09	11.71	-13.0	30.09	199.00	Horizontal	Horizontal	Pass
5638.250	-35.96	13.55	-13.0	22.96	163.00	Horizontal	Horizontal	Pass
7778.250	-36.96	18.17	-13.0	23.96	330.00	Horizontal	Horizontal	Pass
13654.438	-33.42	24.65	-13.0	20.42	160.00	Horizontal	Horizontal	Pass

RSE (RF) _FCC PART2&24&27_CDMA BC1 & WCDMA Band 2 & LTE Band 2 & 25_1630-1920_30MHz-20GHz



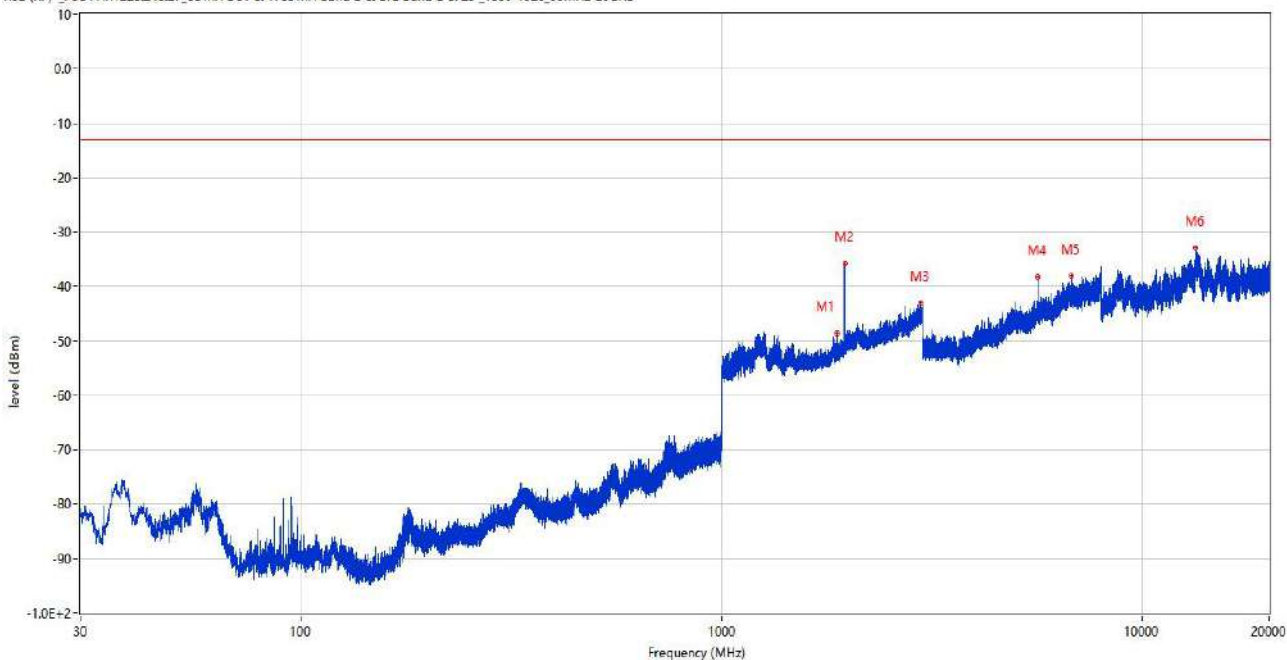
Frequency (MHz)	Result (dBm)	Factor (dB)	Limit (dBm)	Margin (dB)	Table (o)	ANT	EUT	Verdict
1879.800	-40.05	2.76	-13.0	27.05	19.00	Horizontal	Vertical	N/A
1962.300	-31.81	3.31	-13.0	18.81	246.00	Horizontal	Vertical	N/A
2976.100	-43.46	11.62	-13.0	30.46	19.00	Horizontal	Vertical	Pass
5641.750	-37.12	13.47	-13.0	24.12	75.00	Horizontal	Vertical	Pass
7991.250	-36.09	18.47	-13.0	23.09	139.00	Horizontal	Vertical	Pass
13413.012	-32.66	24.76	-13.0	19.66	1.00	Horizontal	Vertical	Pass

RSE (RF) _FCC PART2&24&27_CDMA BC1 & WCDMA Band 2 & LTE Band 2 & 25_1630-1920_30MHz-20GHz



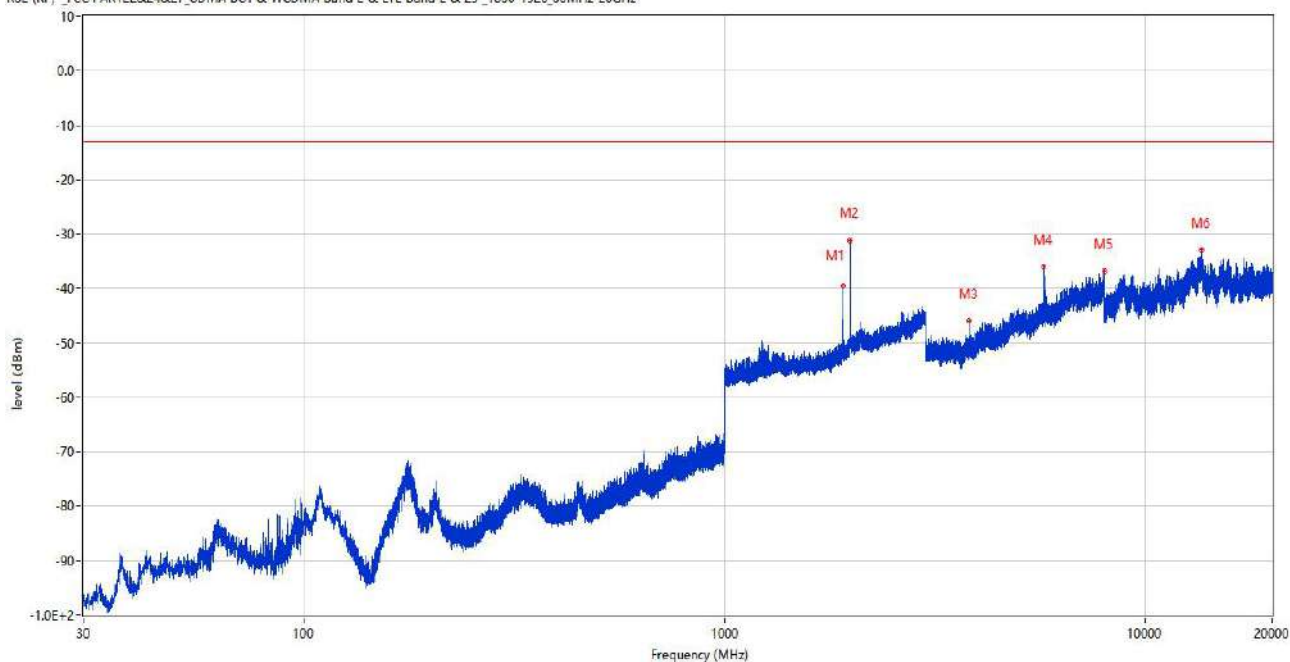
Frequency (MHz)	Result (dBm)	Factor (dB)	Limit (dBm)	Margin (dB)	Table (o)	ANT	EUT	Verdict
1880.000	-42.01	2.76	-13.0	29.01	266.00	Vertical	Vertical	N/A
1962.300	-33.92	3.31	-13.0	20.92	205.00	Vertical	Vertical	N/A
2950.500	-43.37	11.15	-13.0	30.37	24.00	Vertical	Vertical	Pass
5637.750	-34.49	13.56	-13.0	21.49	247.00	Vertical	Vertical	Pass
7325.500	-38.04	17.25	-13.0	25.04	295.00	Vertical	Vertical	Pass
13394.888	-33.72	24.82	-13.0	20.72	110.00	Vertical	Vertical	Pass

RSE (RF) _FCC PART2&24&27_CDMA BC1 & WCDMA Band 2 & LTE Band 2 & 25_1630-1920_30MHz-20GHz



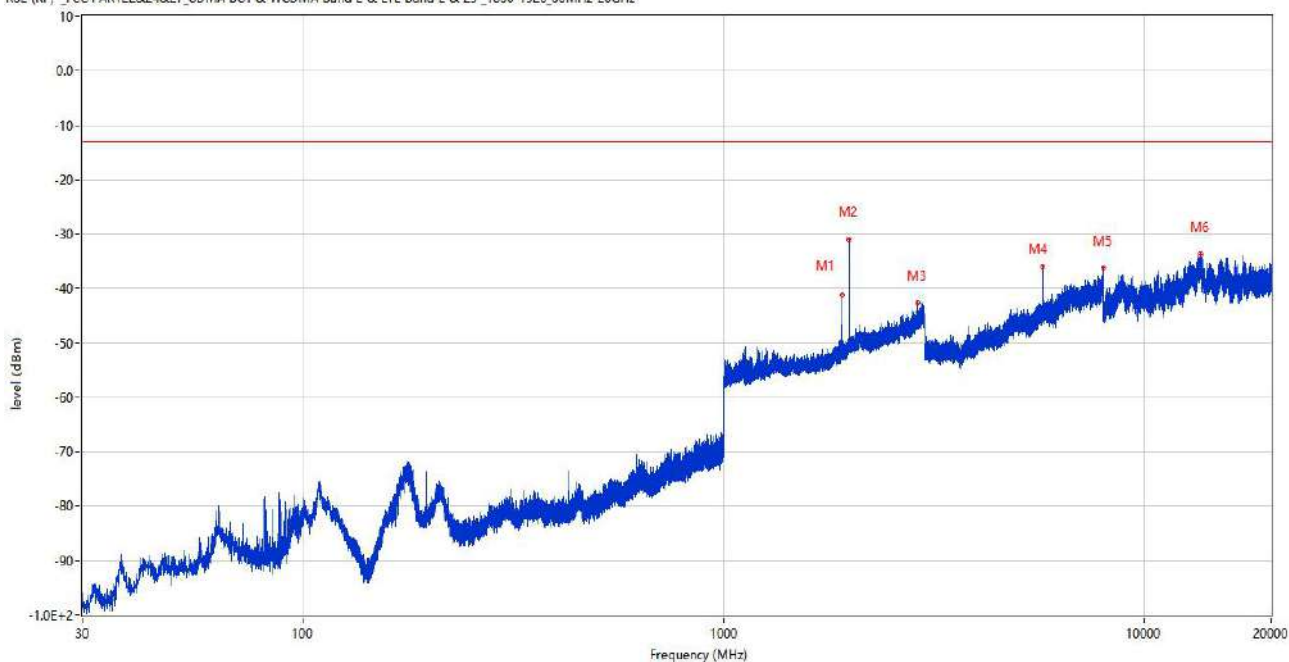
Frequency (MHz)	Result (dBm)	Factor (dB)	Limit (dBm)	Margin (dB)	Table (o)	ANT	EUT	Verdict
1879.200	-48.66	2.75	-13.0	35.66	274.00	Vertical	Horizontal	N/A
1961.200	-35.86	3.37	-13.0	22.86	162.00	Vertical	Horizontal	N/A
2968.400	-43.13	11.85	-13.0	30.13	177.00	Vertical	Horizontal	Pass
5643.750	-38.36	13.46	-13.0	25.36	182.00	Vertical	Horizontal	Pass
6773.750	-38.09	16.11	-13.0	25.09	70.00	Vertical	Horizontal	Pass
13388.724	-32.93	24.78	-13.0	19.93	0.00	Vertical	Horizontal	Pass

RSE (RF) _FCC PART2&24&27_CDMA BC1 & WCDMA Band 2 & LTE Band 2 & 25_1630-1920_30MHz-20GHz



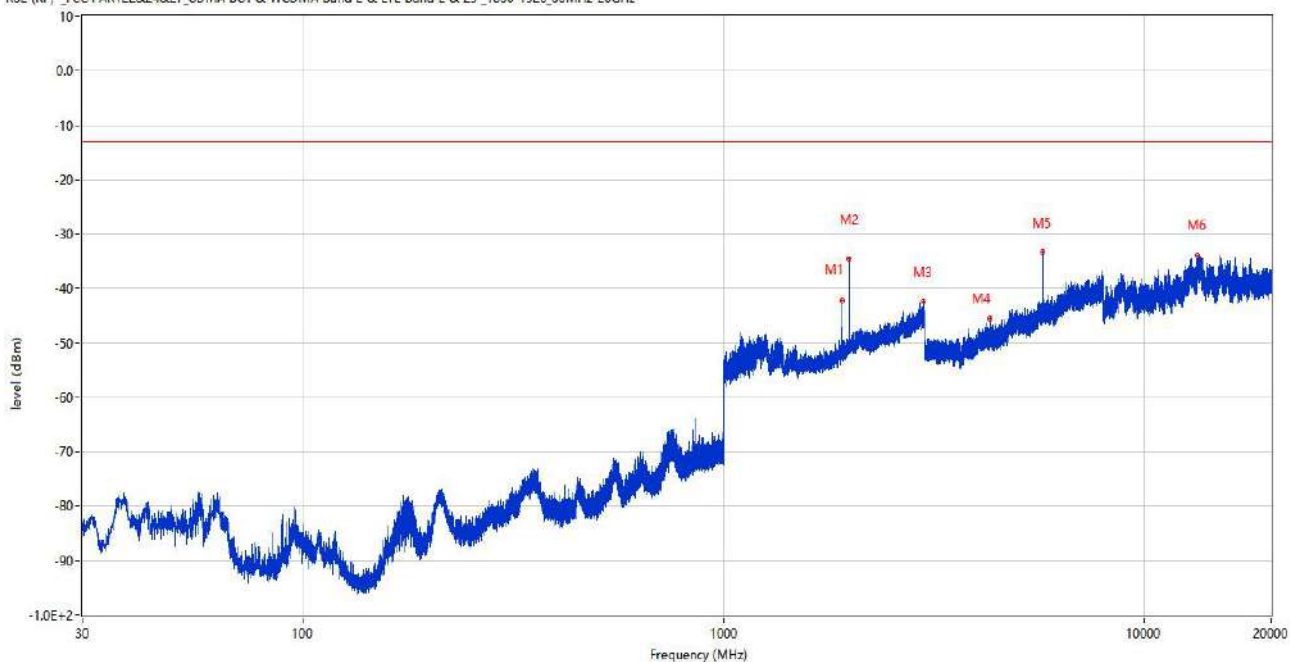
Frequency (MHz)	Result (dBm)	Factor (dB)	Limit (dBm)	Margin (dB)	Table (o)	ANT	EUT	Verdict
1909.700	-39.55	3.09	-13.0	26.55	5.00	Horizontal	Horizontal	N/A
1988.800	-31.15	4.53	-13.0	18.15	244.00	Horizontal	Horizontal	N/A
3814.500	-45.93	9.06	-13.0	32.93	240.00	Horizontal	Horizontal	Pass
5721.000	-35.94	13.53	-13.0	22.94	151.00	Horizontal	Horizontal	Pass
7991.250	-36.86	18.47	-13.0	23.86	0.00	Horizontal	Horizontal	Pass
13636.675	-32.97	24.84	-13.0	19.97	179.00	Horizontal	Horizontal	Pass

RSE (RF) _FCC PART2&24&27_CDMA BC1 & WCDMA Band 2 & LTE Band 2 & 25_1630-1920_30MHz-20GHz



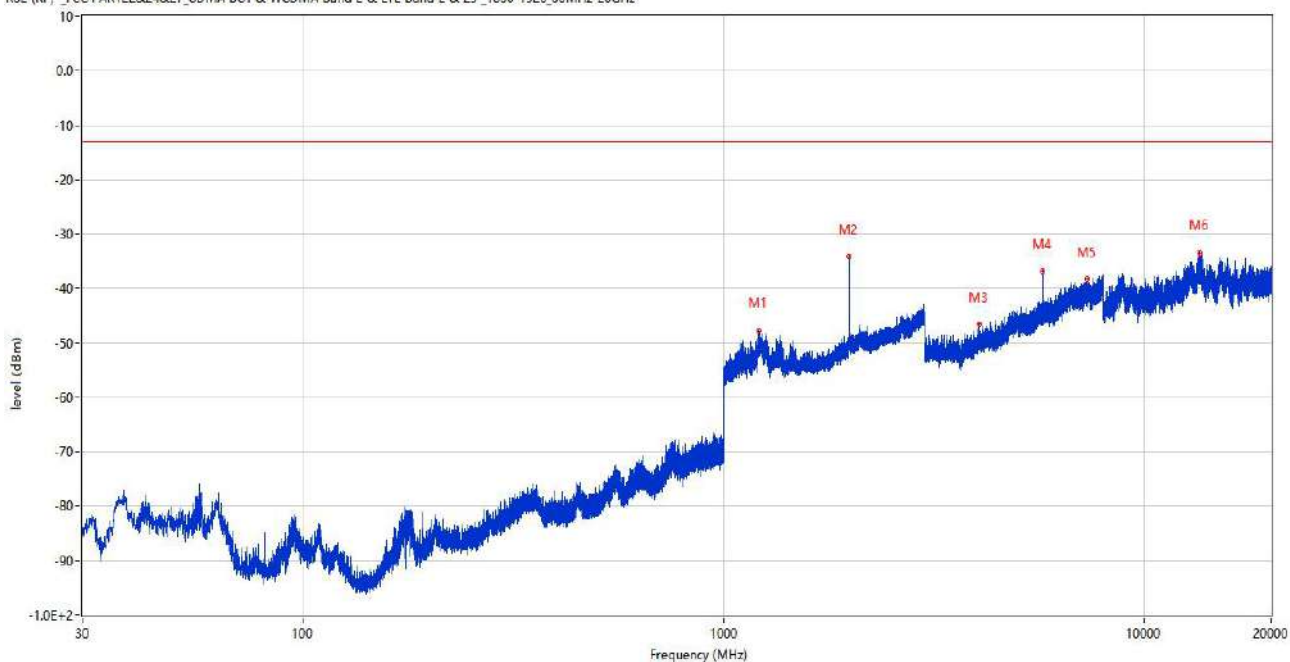
Frequency (MHz)	Result (dBm)	Factor (dB)	Limit (dBm)	Margin (dB)	Table (o)	ANT	EUT	Verdict
1909.800	-41.12	3.09	-13.0	28.12	16.00	Horizontal	Vertical	N/A
1988.700	-30.92	4.52	-13.0	17.92	246.00	Horizontal	Vertical	N/A
2891.700	-42.56	10.77	-13.0	29.56	111.00	Horizontal	Vertical	Pass
5720.000	-35.93	13.47	-13.0	22.93	87.00	Horizontal	Vertical	Pass
7997.750	-36.24	18.89	-13.0	23.24	14.00	Horizontal	Vertical	Pass
13606.225	-33.78	24.87	-13.0	20.78	202.00	Horizontal	Vertical	Pass

RSE (RF) _FCC PART2&24&27_CDMA BC1 & WCDMA Band 2 & LTE Band 2 & 25_1630-1920_30MHz-20GHz



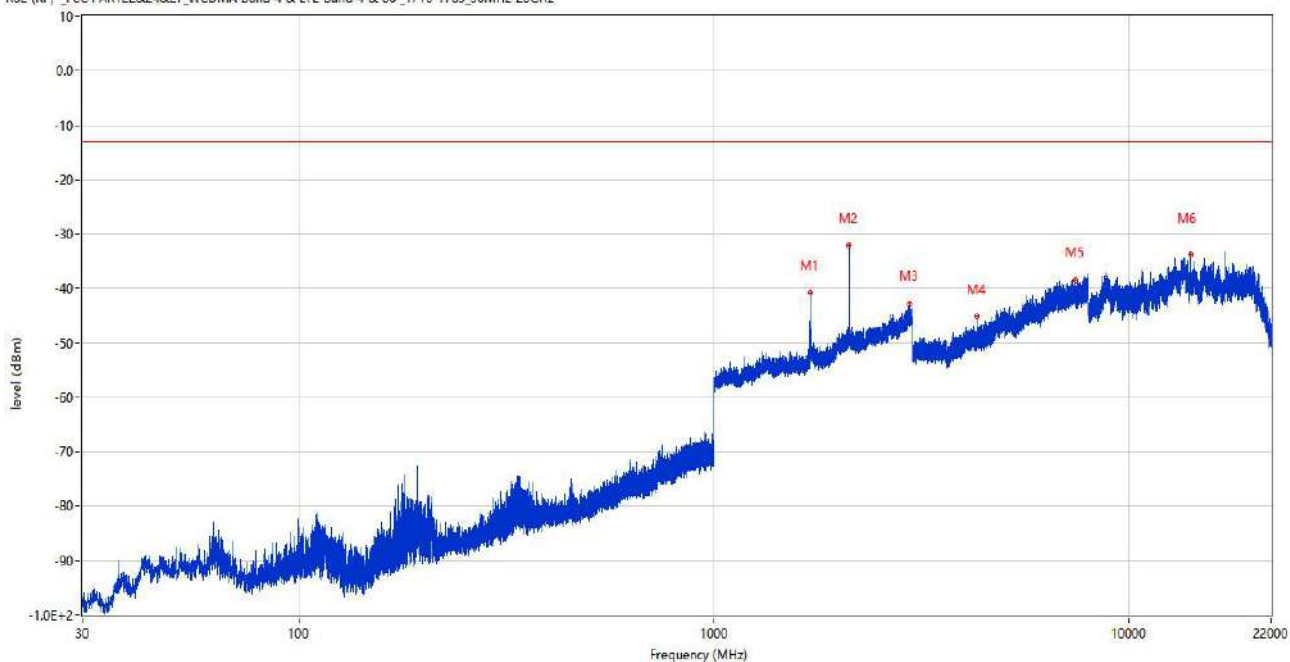
Frequency (MHz)	Result (dBm)	Factor (dB)	Limit (dBm)	Margin (dB)	Table (o)	ANT	EUT	Verdict
1909.900	-42.27	3.09	-13.0	29.27	87.00	Vertical	Vertical	N/A
1989.500	-34.49	4.58	-13.0	21.49	18.00	Vertical	Vertical	N/A
2993.300	-42.39	10.66	-13.0	29.39	3.00	Vertical	Vertical	Pass
4308.250	-45.51	10.53	-13.0	32.51	234.00	Vertical	Vertical	Pass
5720.500	-33.22	13.51	-13.0	20.22	227.00	Vertical	Vertical	Pass
13353.562	-33.90	24.56	-13.0	20.90	3.00	Vertical	Vertical	Pass

RSE (RF) _FCC PART2&24&27_CDMA BC1 & WCDMA Band 2 & LTE Band 2 & 25_1630-1920_30MHz-20GHz



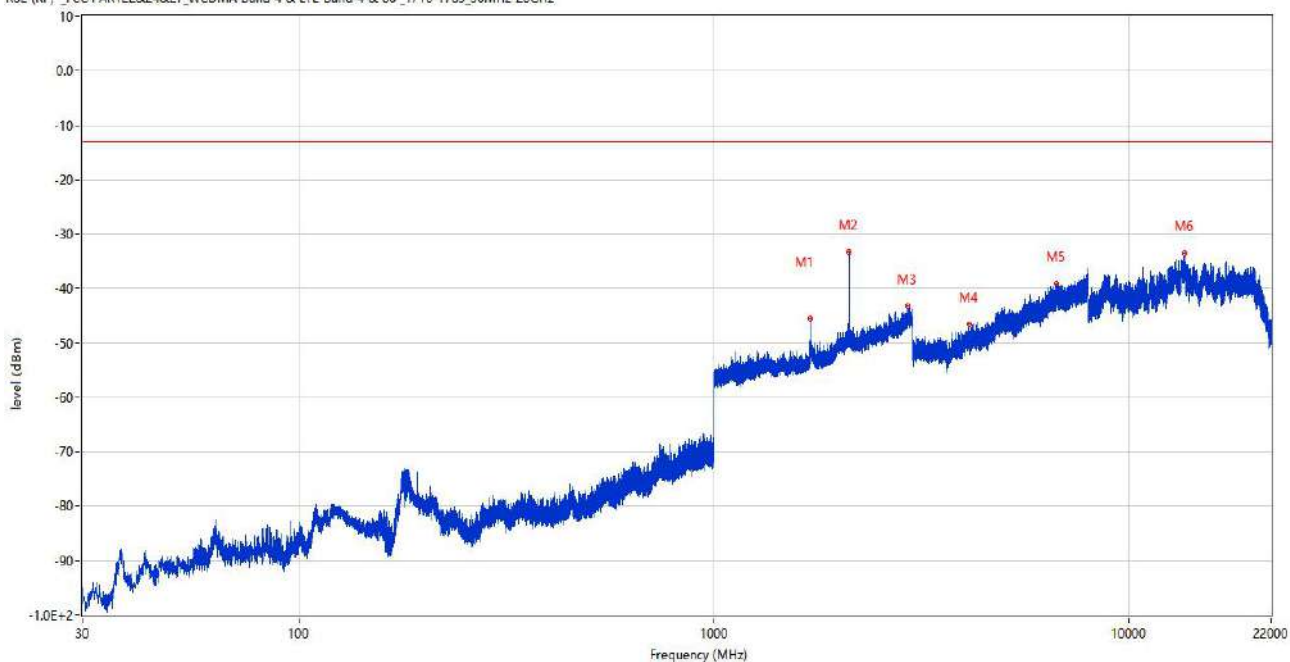
Frequency (MHz)	Result (dBm)	Factor (dB)	Limit (dBm)	Margin (dB)	Table (o)	ANT	EUT	Verdict
1215.200	-47.72	-0.75	-13.0	34.72	118.00	Vertical	Horizontal	Pass
1989.300	-34.20	4.57	-13.0	21.20	19.00	Vertical	Horizontal	N/A
4045.500	-46.63	10.49	-13.0	33.63	258.00	Vertical	Horizontal	Pass
5726.250	-36.79	13.71	-13.0	23.79	155.00	Vertical	Horizontal	Pass
7318.500	-38.21	17.18	-13.0	25.21	35.00	Vertical	Horizontal	Pass
13524.300	-33.42	24.56	-13.0	20.42	23.00	Vertical	Horizontal	Pass

RSE (RF) _FCC PART2&24&27_WCDMA Band 4 & LTE Band 4 & 66 _1710-1785_30MHz-20GHz



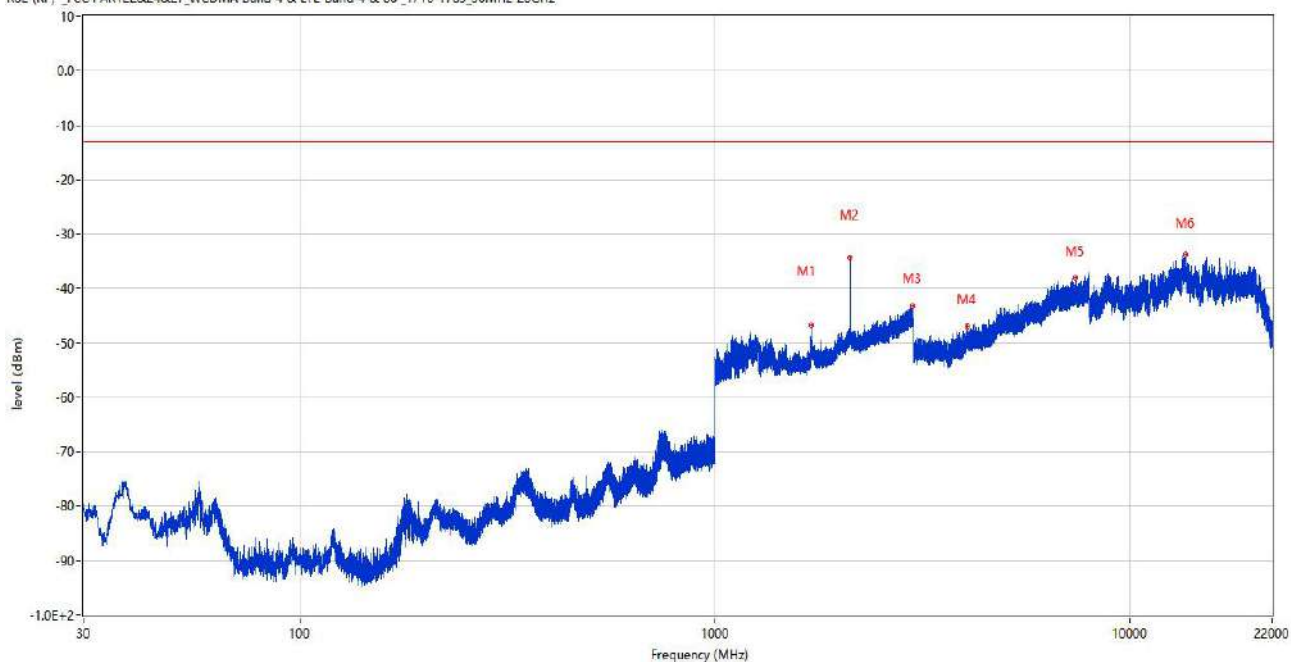
Frequency (MHz)	Result (dBm)	Factor (dB)	Limit (dBm)	Margin (dB)	Table (o)	ANT	EUT	Verdict
1702.000	-40.76	2.76	-13.0	27.76	148.00	Horizontal	Horizontal	N/A
2112.200	-32.13	5.74	-13.0	19.13	21.00	Horizontal	Horizontal	N/A
2963.600	-42.77	11.20	-13.0	29.77	155.00	Horizontal	Horizontal	Pass
4307.250	-45.15	10.66	-13.0	32.15	310.00	Horizontal	Horizontal	Pass
7419.500	-38.39	18.15	-13.0	25.39	0.00	Horizontal	Horizontal	Pass
14062.576	-33.69	24.03	-13.0	20.69	17.00	Horizontal	Horizontal	Pass

RSE (RF) _FCC PART2&24&27_WCDMA Band 4 & LTE Band 4 & 66 _1710-1785_30MHz-20GHz



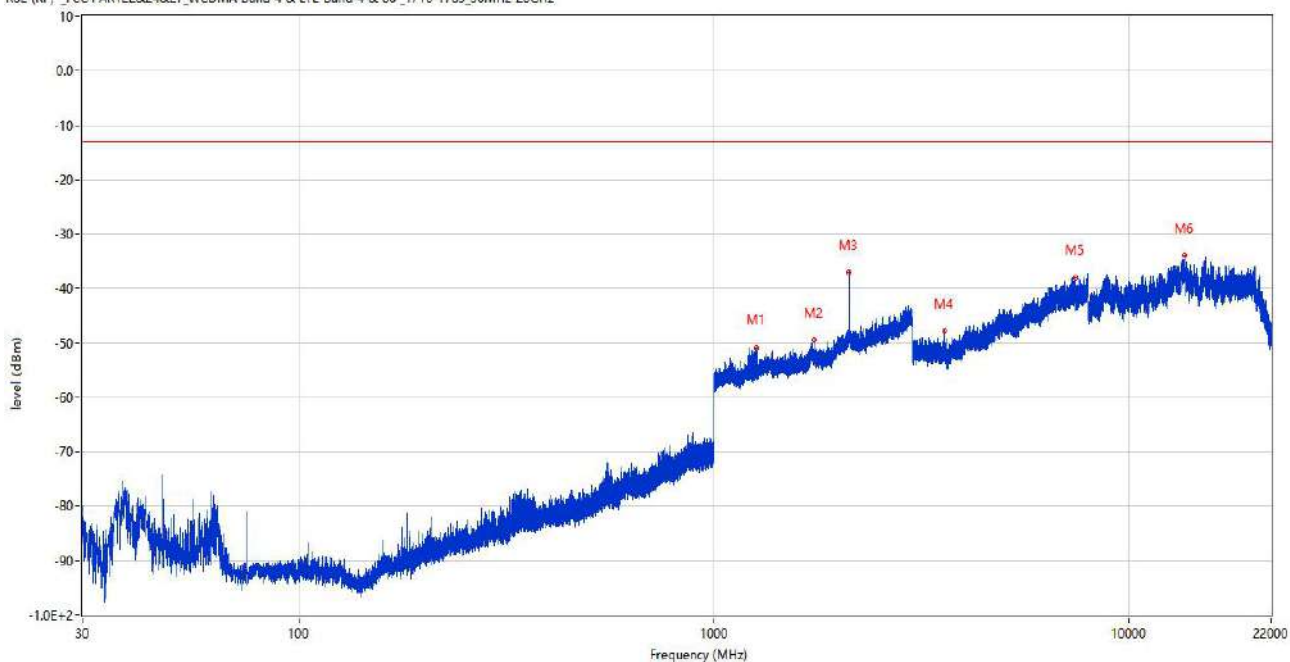
Frequency (MHz)	Result (dBm)	Factor (dB)	Limit (dBm)	Margin (dB)	Table (o)	ANT	EUT	Verdict
1702.600	-45.42	2.75	-13.0	32.42	215.00	Horizontal	Vertical	N/A
2114.300	-33.27	5.66	-13.0	20.27	19.00	Horizontal	Vertical	N/A
2933.900	-43.22	10.49	-13.0	30.22	224.00	Horizontal	Vertical	Pass
4123.000	-46.49	9.65	-13.0	33.49	114.00	Horizontal	Vertical	Pass
6702.250	-39.13	16.83	-13.0	26.13	11.00	Horizontal	Vertical	Pass
13620.425	-33.61	24.85	-13.0	20.61	205.00	Horizontal	Vertical	Pass

RSE (RF) _FCC PART2&24&27_WCDMA Band 4 & LTE Band 4 & 66 _1710-1785_30MHz-20GHz



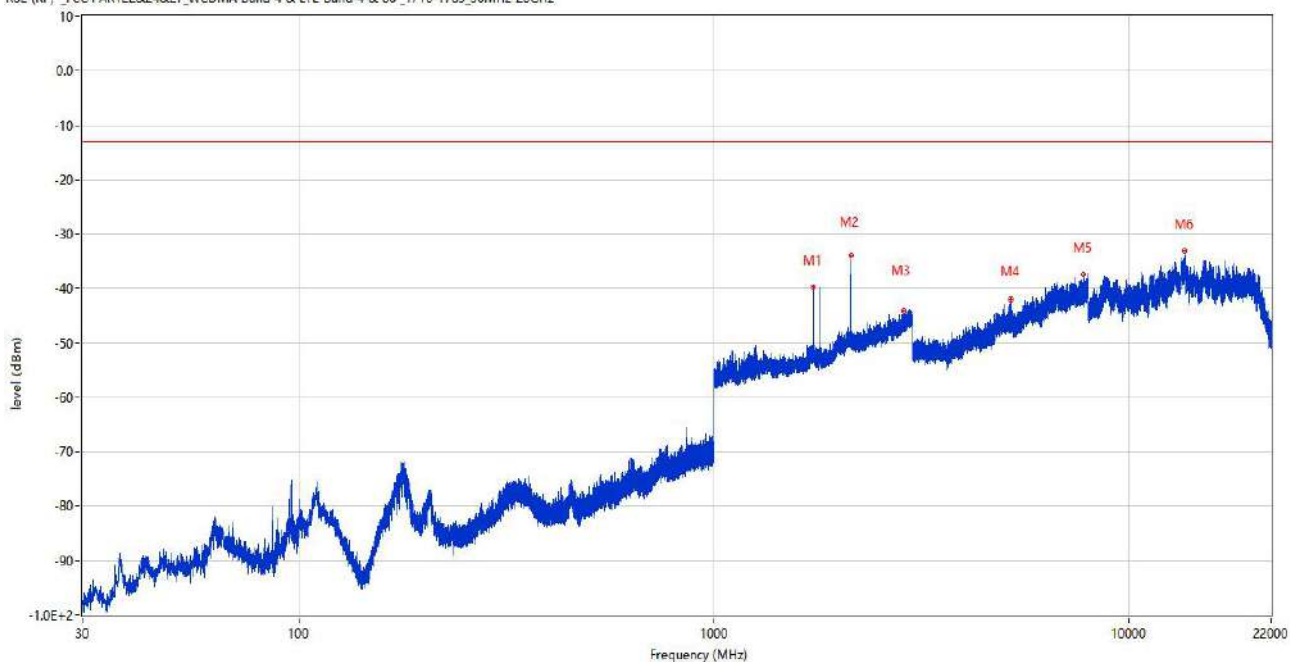
Frequency (MHz)	Result (dBm)	Factor (dB)	Limit (dBm)	Margin (dB)	Table (o)	ANT	EUT	Verdict
1702.400	-46.75	2.76	-13.0	33.75	84.00	Vertical	Vertical	N/A
2113.900	-34.35	5.65	-13.0	21.35	2.00	Vertical	Vertical	N/A
2990.300	-43.16	10.87	-13.0	30.16	1.00	Vertical	Vertical	Pass
4057.750	-47.06	10.82	-13.0	34.06	95.00	Vertical	Vertical	Pass
7382.500	-38.09	17.58	-13.0	25.09	360.00	Vertical	Vertical	Pass
13626.900	-33.63	24.85	-13.0	20.63	272.00	Vertical	Vertical	Pass

RSE (RF) _FCC PART2&24&27_WCDMA Band 4 & LTE Band 4 & 66 _1710-1785_30MHz-20GHz



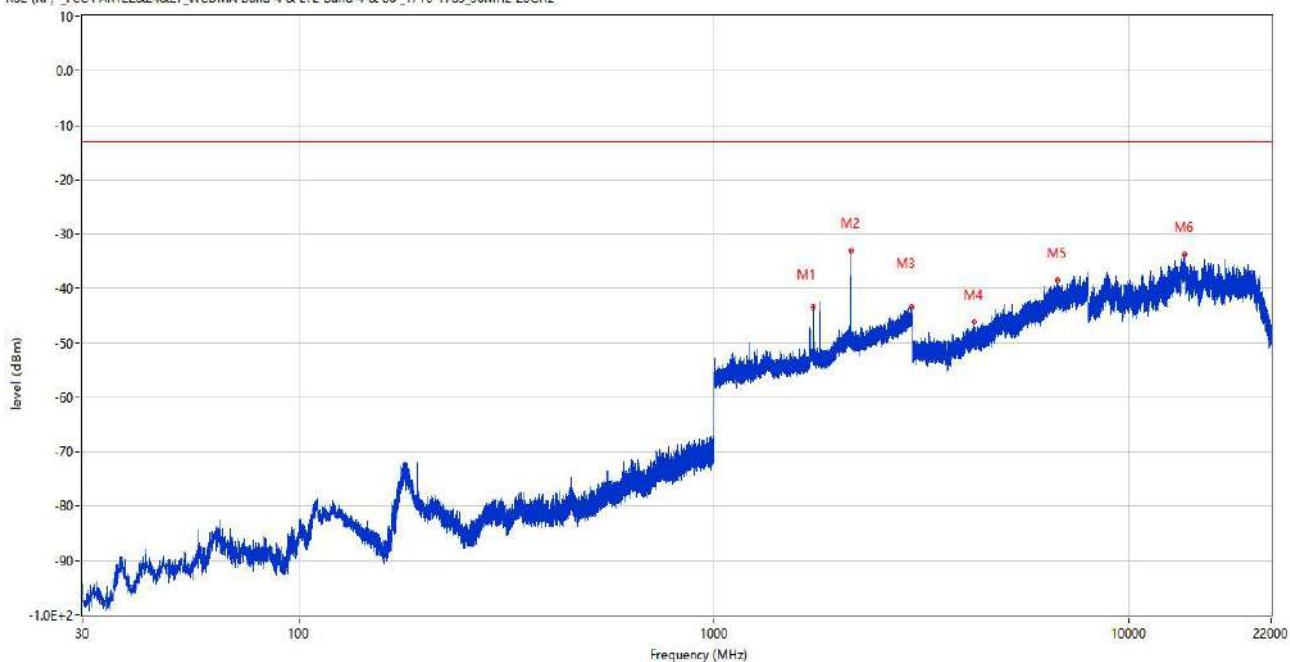
Frequency (MHz)	Result (dBm)	Factor (dB)	Limit (dBm)	Margin (dB)	Table (o)	ANT	EUT	Verdict
1266.100	-50.81	-0.23	-13.0	37.81	199.00	Vertical	Horizontal	N/A
1739.500	-49.53	2.38	-13.0	36.53	360.00	Vertical	Horizontal	N/A
2113.200	-36.96	5.70	-13.0	23.96	170.00	Vertical	Horizontal	Pass
3593.750	-47.88	7.14	-13.0	34.88	29.00	Vertical	Horizontal	Pass
7410.500	-37.97	18.12	-13.0	24.97	211.00	Vertical	Horizontal	Pass
13653.262	-33.90	24.70	-13.0	20.90	0.00	Vertical	Horizontal	Pass

RSE (RF) _FCC PART2&24&27_WCDMA Band 4 & LTE Band 4 & 66 _1710-1785_30MHz-20GHz



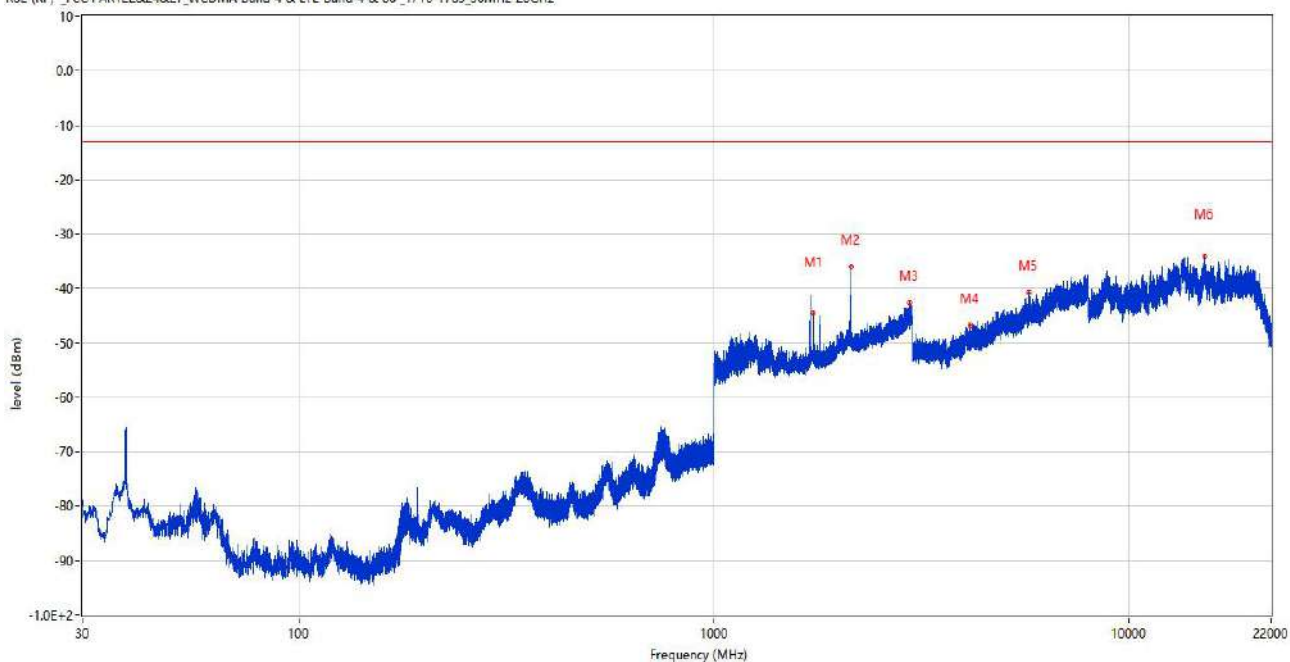
Frequency (MHz)	Result (dBm)	Factor (dB)	Limit (dBm)	Margin (dB)	Table (o)	ANT	EUT	Verdict
1732.200	-39.80	2.45	-13.0	26.80	146.00	Horizontal	Horizontal	N/A
2134.000	-33.98	4.93	-13.0	20.98	18.00	Horizontal	Horizontal	N/A
2863.700	-44.01	9.58	-13.0	31.01	123.00	Horizontal	Horizontal	Pass
5201.750	-41.89	12.48	-13.0	28.89	203.00	Horizontal	Horizontal	Pass
7780.750	-37.38	18.22	-13.0	24.38	338.00	Horizontal	Horizontal	Pass
13644.474	-33.17	24.83	-13.0	20.17	44.00	Horizontal	Horizontal	Pass

RSE (RF) _FCC PART2&24&27_WCDMA Band 4 & LTE Band 4 & 66 _1710-1785_30MHz-20GHz



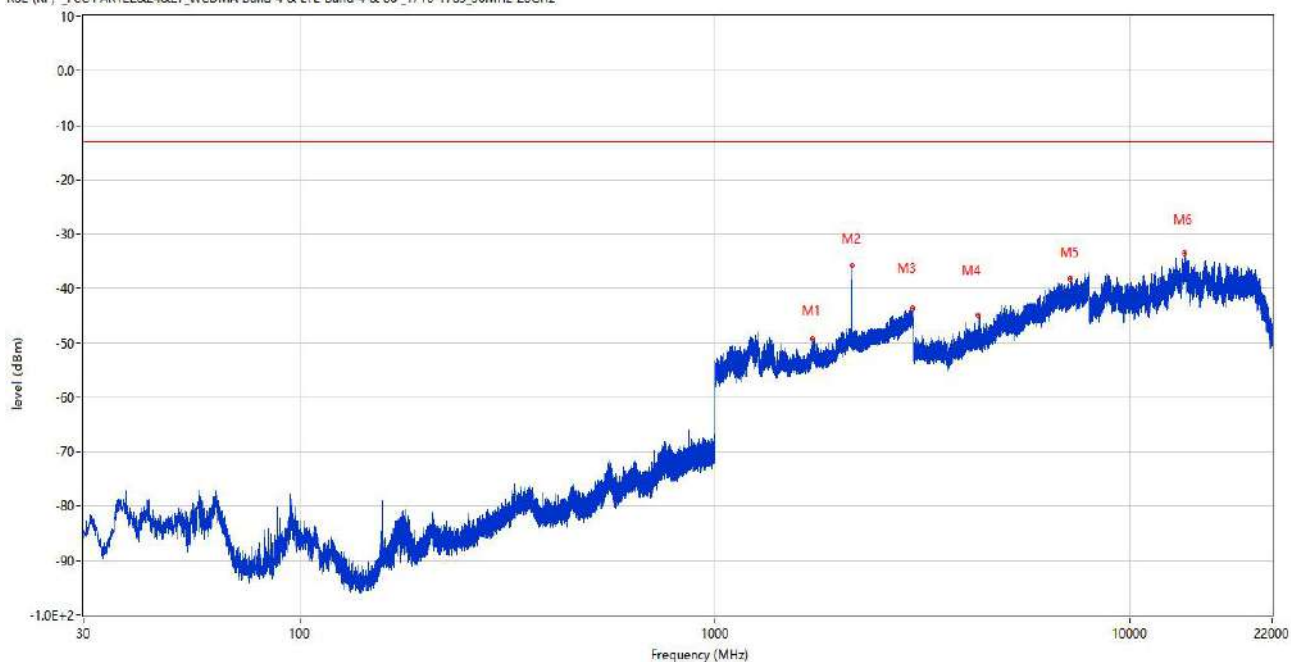
Frequency (MHz)	Result (dBm)	Factor (dB)	Limit (dBm)	Margin (dB)	Table (o)	ANT	EUT	Verdict
1732.200	-43.44	2.45	-13.0	30.44	206.00	Horizontal	Vertical	N/A
2134.800	-33.01	5.05	-13.0	20.01	2.00	Horizontal	Vertical	N/A
2990.100	-43.54	10.87	-13.0	30.54	184.00	Horizontal	Vertical	Pass
4231.250	-46.09	10.51	-13.0	33.09	262.00	Horizontal	Vertical	Pass
6722.250	-38.53	16.62	-13.0	25.53	126.00	Horizontal	Vertical	Pass
13599.612	-33.66	24.87	-13.0	20.66	337.00	Horizontal	Vertical	Pass

RSE (RF) _FCC PART2&24&27_WCDMA Band 4 & LTE Band 4 & 66 _1710-1785_30MHz-20GHz



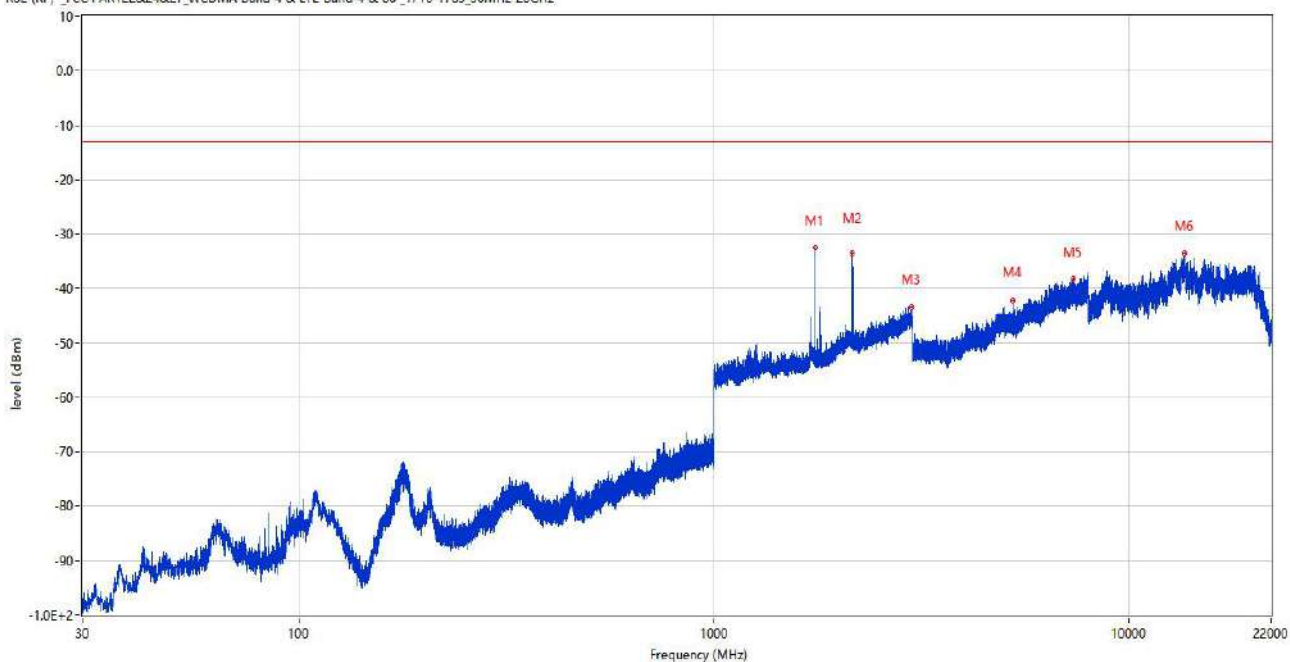
Frequency (MHz)	Result (dBm)	Factor (dB)	Limit (dBm)	Margin (dB)	Table (o)	ANT	EUT	Verdict
1732.500	-44.45	2.45	-13.0	31.45	78.00	Vertical	Vertical	N/A
2132.700	-35.92	4.89	-13.0	22.92	18.00	Vertical	Vertical	N/A
2952.900	-42.61	10.71	-13.0	29.61	40.00	Vertical	Vertical	Pass
4145.250	-46.84	9.56	-13.0	33.84	122.00	Vertical	Vertical	Pass
5737.750	-40.79	13.88	-13.0	27.79	186.00	Vertical	Vertical	Pass
15224.375	-34.22	23.43	-13.0	21.22	0.00	Vertical	Vertical	Pass

RSE (RF) _FCC PART2&24&27_WCDMA Band 4 & LTE Band 4 & 66 _1710-1785_30MHz-20GHz



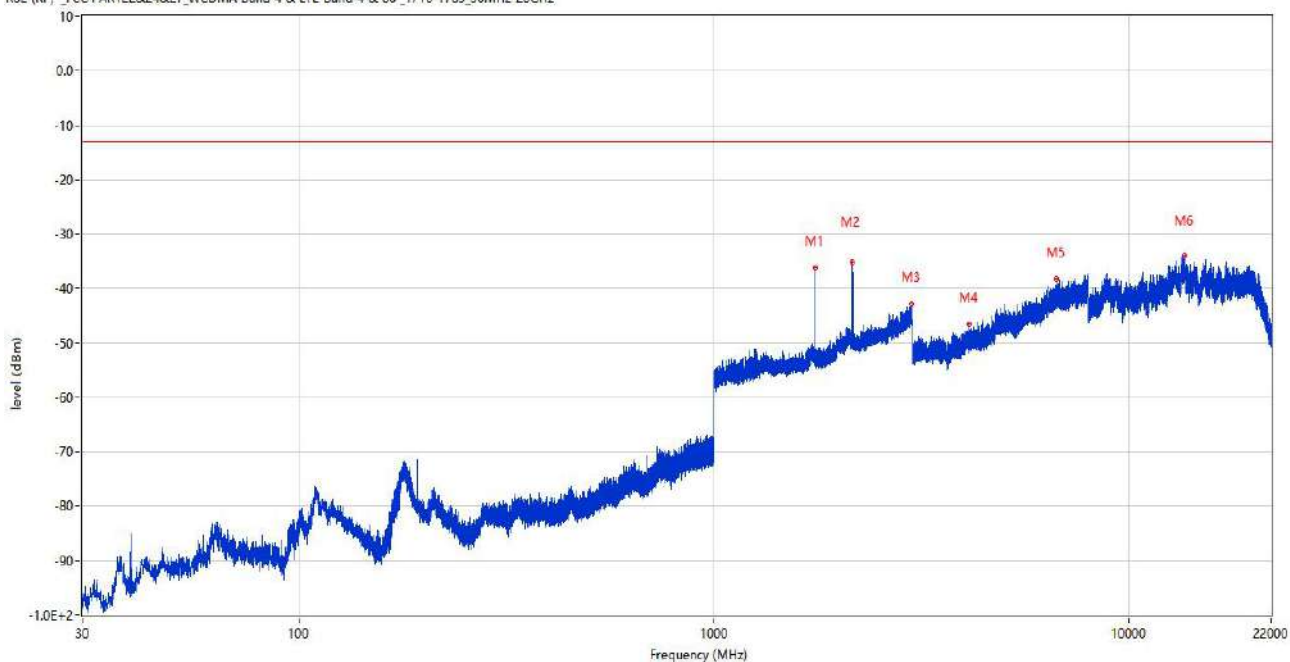
Frequency (MHz)	Result (dBm)	Factor (dB)	Limit (dBm)	Margin (dB)	Table (o)	ANT	EUT	Verdict
1718.000	-49.15	2.60	-13.0	36.15	266.00	Vertical	Horizontal	Pass
2134.100	-35.86	4.95	-13.0	22.86	31.00	Vertical	Horizontal	N/A
2986.000	-43.68	10.74	-13.0	30.68	360.00	Vertical	Horizontal	Pass
4310.500	-44.81	10.37	-13.0	31.81	206.00	Vertical	Horizontal	Pass
7193.500	-38.27	16.04	-13.0	25.27	206.00	Vertical	Horizontal	Pass
13545.962	-33.43	25.12	-13.0	20.43	360.00	Vertical	Horizontal	Pass

RSE (RF) _FCC PART2&24&27_WCDMA Band 4 & LTE Band 4 & 66 _1710-1785_30MHz-20GHz



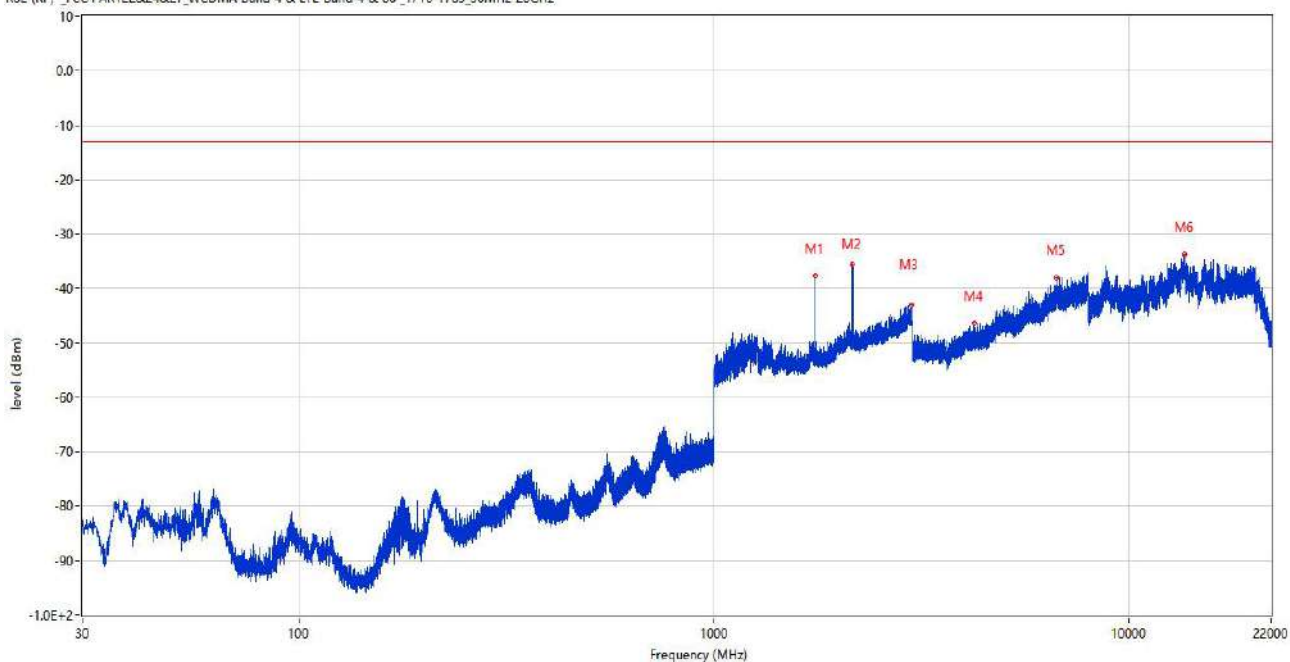
Frequency (MHz)	Result (dBm)	Factor (dB)	Limit (dBm)	Margin (dB)	Table (o)	ANT	EUT	Verdict
1752.400	-32.49	2.25	-13.0	19.49	147.00	Horizontal	Horizontal	N/A
2152.500	-33.51	4.97	-13.0	20.51	297.00	Horizontal	Horizontal	N/A
2985.600	-43.36	10.76	-13.0	30.36	95.00	Horizontal	Horizontal	Pass
5255.750	-42.24	11.71	-13.0	29.24	271.00	Horizontal	Horizontal	Pass
7336.000	-38.20	17.19	-13.0	25.20	143.00	Horizontal	Horizontal	Pass
13624.125	-33.52	24.85	-13.0	20.52	360.00	Horizontal	Horizontal	Pass

RSE (RF) _FCC PART2&24&27_WCDMA Band 4 & LTE Band 4 & 66 _1710-1785_30MHz-20GHz



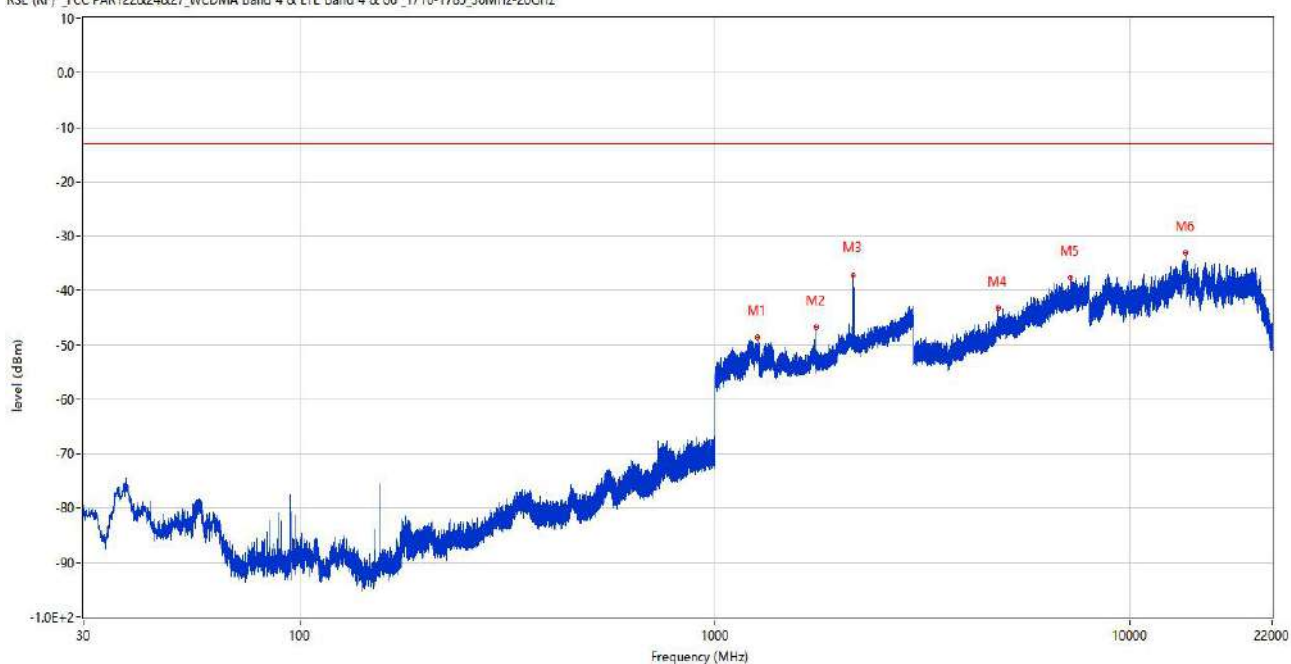
Frequency (MHz)	Result (dBm)	Factor (dB)	Limit (dBm)	Margin (dB)	Table (o)	ANT	EUT	Verdict
1752.000	-36.29	2.26	-13.0	23.29	192.00	Horizontal	Vertical	N/A
2153.800	-35.13	4.86	-13.0	22.13	305.00	Horizontal	Vertical	N/A
2984.200	-42.91	10.88	-13.0	29.91	101.00	Horizontal	Vertical	Pass
4126.750	-46.47	9.59	-13.0	33.47	316.00	Horizontal	Vertical	Pass
6680.000	-38.21	16.93	-13.0	25.21	331.00	Horizontal	Vertical	Pass
13619.037	-33.90	24.85	-13.0	20.90	320.00	Horizontal	Vertical	Pass

RSE (RF) _FCC PART2&24&27_WCDMA Band 4 & LTE Band 4 & 66 _1710-1785_30MHz-20GHz



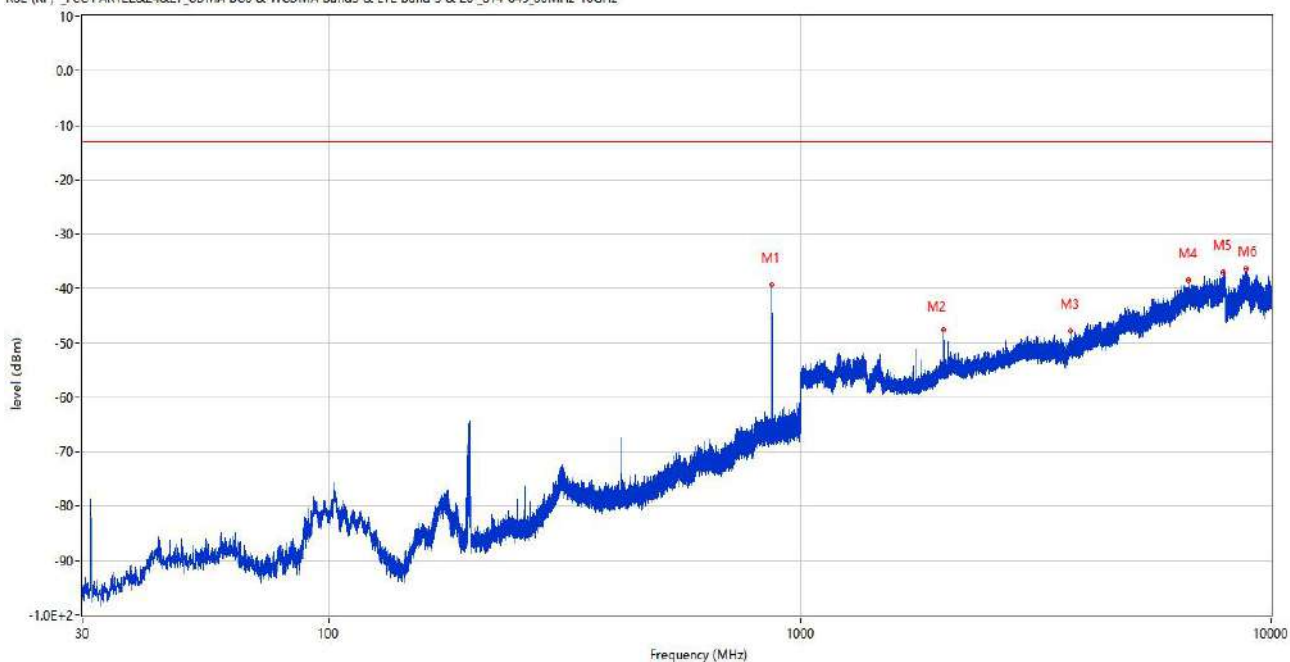
Frequency (MHz)	Result (dBm)	Factor (dB)	Limit (dBm)	Margin (dB)	Table (o)	ANT	EUT	Verdict
1752.100	-37.74	2.25	-13.0	24.74	79.00	Vertical	Vertical	N/A
2152.800	-35.50	4.95	-13.0	22.50	177.00	Vertical	Vertical	N/A
2993.700	-43.08	11.00	-13.0	30.08	319.00	Vertical	Vertical	Pass
4245.000	-46.33	9.98	-13.0	33.33	110.00	Vertical	Vertical	Pass
6678.750	-37.96	16.80	-13.0	24.96	110.00	Vertical	Vertical	Pass
13590.362	-33.64	24.94	-13.0	20.64	155.00	Vertical	Vertical	Pass

RSE (RF) _FCC PART2&24&27_WCDMA Band 4 & LTE Band 4 & 66 _1710-1785_30MHz-20GHz



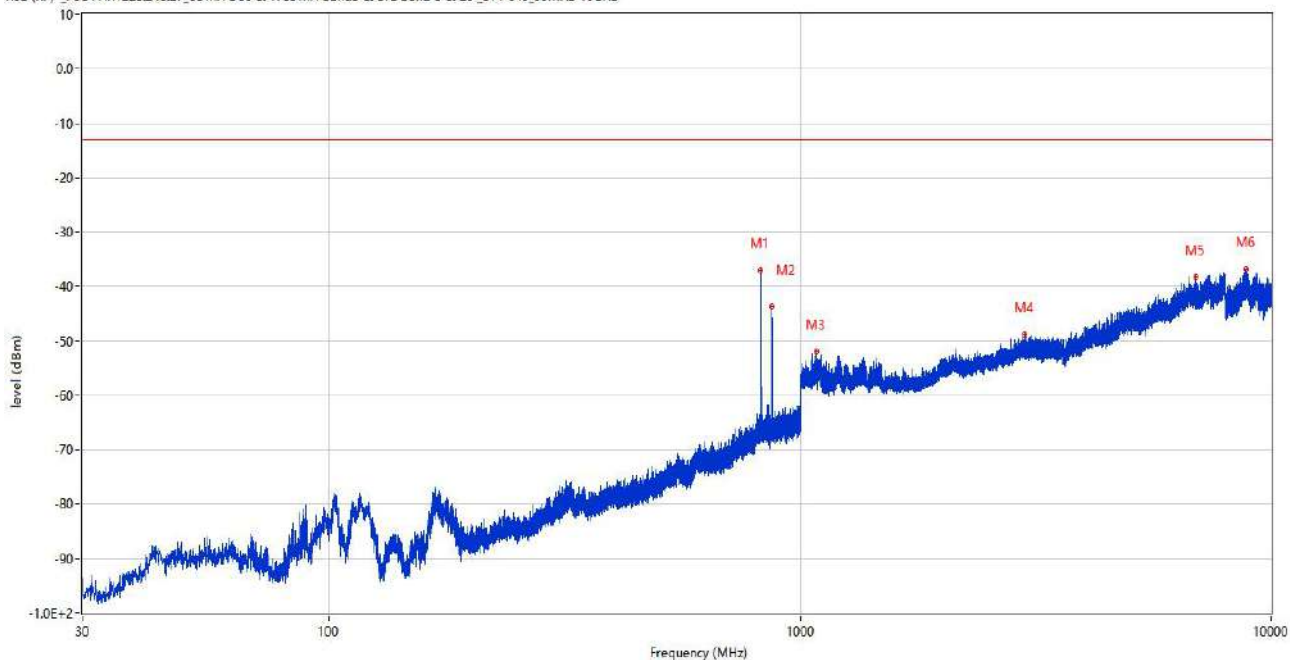
Frequency (MHz)	Result (dBm)	Factor (dB)	Limit (dBm)	Margin (dB)	Table (o)	ANT	EUT	Verdict
1266.000	-48.69	-0.22	-13.0	35.69	138.00	Vertical	Horizontal	N/A
1752.100	-46.82	2.25	-13.0	33.82	335.00	Vertical	Horizontal	N/A
2152.300	-37.14	4.97	-13.0	24.14	131.00	Vertical	Horizontal	Pass
4818.750	-43.17	12.92	-13.0	30.17	203.00	Vertical	Horizontal	Pass
7179.250	-37.73	15.91	-13.0	24.73	315.00	Vertical	Horizontal	Pass
13645.400	-33.16	24.83	-13.0	20.16	253.00	Vertical	Horizontal	Pass

RSE (RF) _FCC PART2&24&27_CDMA BC0 & WCDMA Band5 & LTE Band 5 & 26 _814-849_30MHz-10GHz



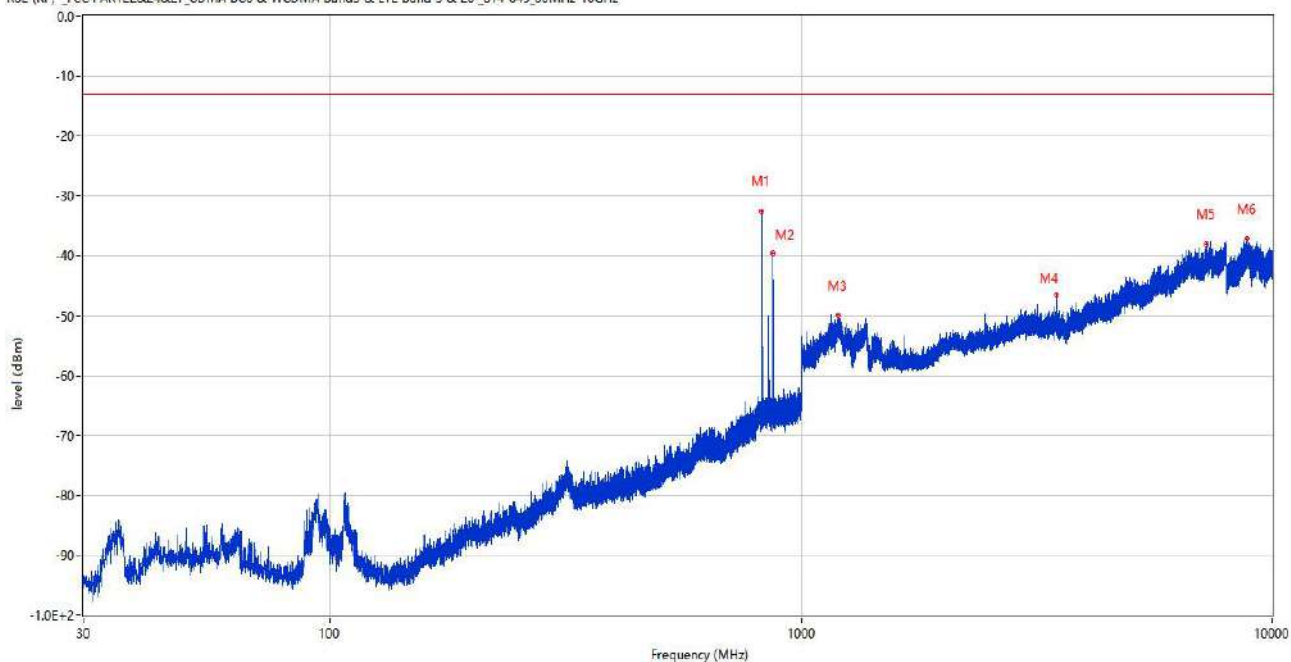
Frequency (MHz)	Result (dBm)	Factor (dB)	Limit (dBm)	Margin (dB)	Table (o)	ANT	EUT	Verdict
872.445	-39.32	6.42	-13.0	26.32	176.00	Horizontal	Horizontal	N/A
2016.000	-47.49	-0.77	-13.0	34.49	166.00	Horizontal	Horizontal	Pass
3749.750	-47.85	9.51	-13.0	34.85	0.00	Horizontal	Horizontal	Pass
6699.000	-38.45	16.90	-13.0	25.45	333.00	Horizontal	Horizontal	Pass
7917.000	-37.09	18.10	-13.0	24.09	325.00	Horizontal	Horizontal	Pass
8854.300	-36.44	20.31	-13.0	23.44	212.00	Horizontal	Horizontal	Pass

RSE (RF) _FCC PART2&24&27_CDMA BC0 & WCDMA Band5 & LTE Band 5 & 26 _814-849_30MHz-10GHz



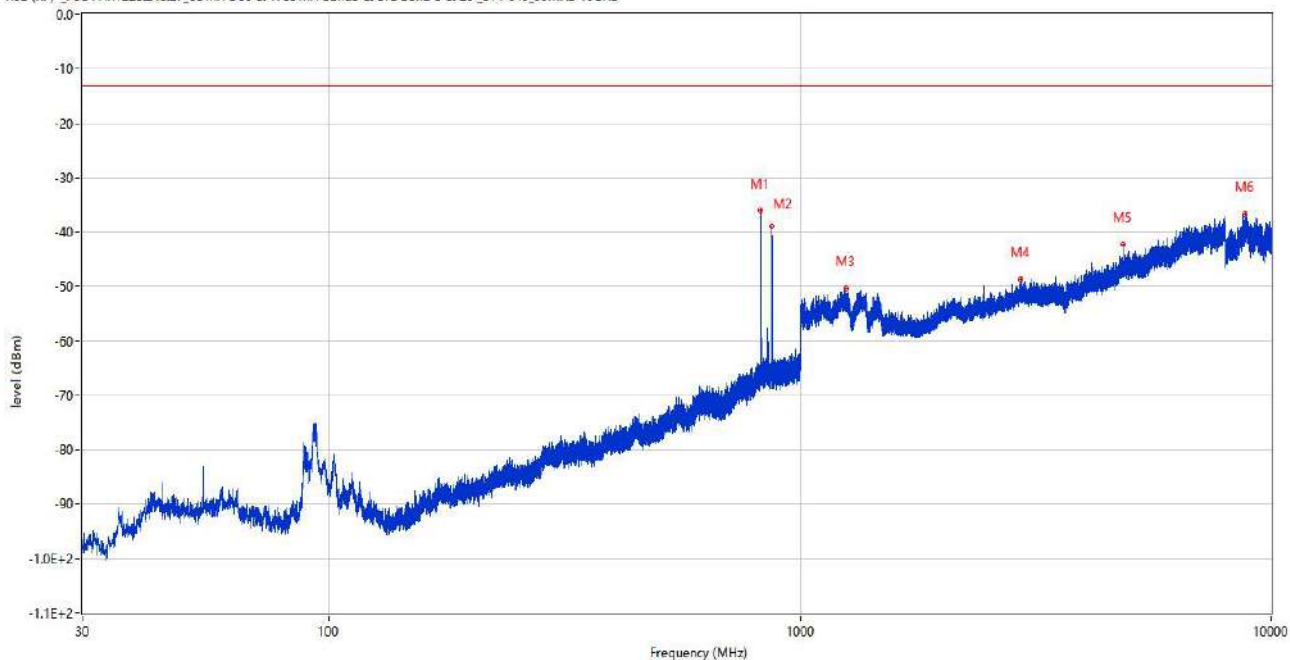
Frequency (MHz)	Result (dBm)	Factor (dB)	Limit (dBm)	Margin (dB)	Table (o)	ANT	EUT	Verdict
824.673	-37.07	6.91	-13.0	24.07	360.00	Horizontal	Vertical	N/A
871.572	-43.55	6.43	-13.0	30.55	95.00	Horizontal	Vertical	N/A
1084.600	-52.02	-3.23	-13.0	39.02	251.00	Horizontal	Vertical	Pass
2997.900	-48.86	4.83	-13.0	35.86	66.00	Horizontal	Vertical	Pass
6922.750	-38.34	16.46	-13.0	25.34	194.00	Horizontal	Vertical	Pass
8858.700	-36.86	20.25	-13.0	23.86	214.00	Horizontal	Vertical	Pass

RSE (RF) _FCC PART2&24&27_CDMA BC0 & WCDMA Band5 & LTE Band 5 & 26 _814-849_30MHz-10GHz



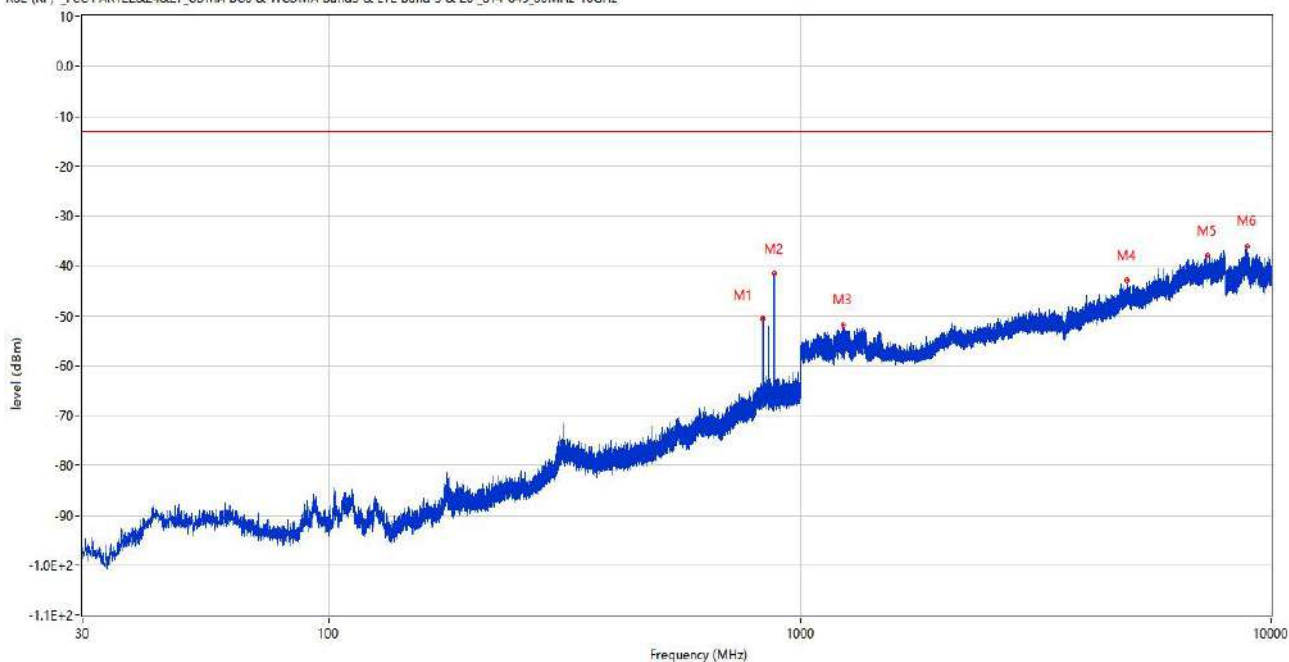
Frequency (MHz)	Result (dBm)	Factor (dB)	Limit (dBm)	Margin (dB)	Table (o)	ANT	EUT	Verdict
824.769	-32.56	6.92	-13.0	19.56	330.00	Vertical	Vertical	N/A
871.766	-39.53	6.42	-13.0	26.53	179.00	Vertical	Vertical	N/A
1200.700	-49.95	-3.68	-13.0	36.95	238.00	Vertical	Vertical	Pass
3496.000	-46.58	7.05	-13.0	33.58	192.00	Vertical	Vertical	Pass
7250.250	-38.14	17.66	-13.0	25.14	192.00	Vertical	Vertical	Pass
8836.700	-37.01	20.14	-13.0	24.01	3.00	Vertical	Vertical	Pass

RSE (RF) _FCC PART2&24&27_CDMA BC0 & WCDMA Band5 & LTE Band 5 & 26 _814-849_30MHz-10GHz



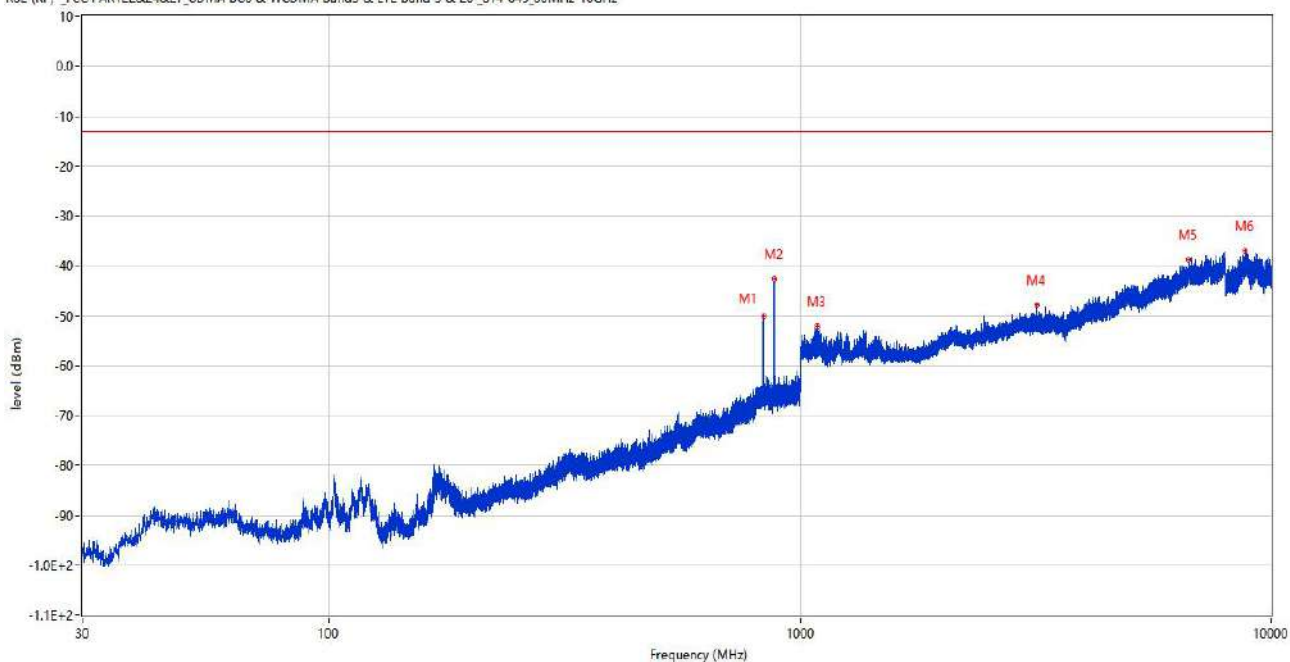
Frequency (MHz)	Result (dBm)	Factor (dB)	Limit (dBm)	Margin (dB)	Table (o)	ANT	EUT	Verdict
824.818	-35.97	6.92	-13.0	22.97	31.00	Vertical	Horizontal	N/A
870.408	-39.03	6.38	-13.0	26.03	119.00	Vertical	Horizontal	N/A
1254.300	-50.29	-3.94	-13.0	37.29	232.00	Vertical	Horizontal	Pass
2948.200	-48.75	4.74	-13.0	35.75	85.00	Vertical	Horizontal	Pass
4858.750	-42.36	12.42	-13.0	29.36	0.00	Vertical	Horizontal	Pass
8817.901	-36.68	19.83	-13.0	23.68	216.00	Vertical	Horizontal	Pass

RSE (RF) _FCC PART2&24&27_CDMA BC0 & WCDMA Band5 & LTE Band 5 & 26 _814-849_30MHz-10GHz



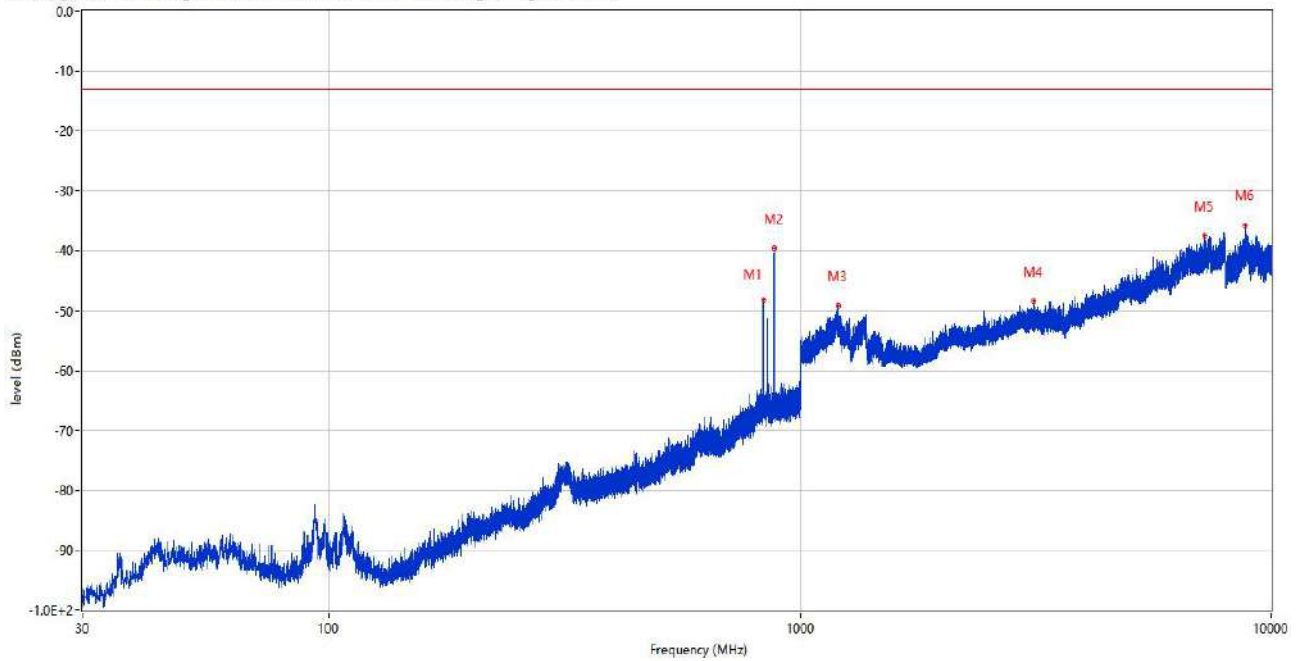
Frequency (MHz)	Result (dBm)	Factor (dB)	Limit (dBm)	Margin (dB)	Table (o)	ANT	EUT	Verdict
834.518	-50.64	7.09	-13.0	37.64	302.00	Horizontal	Horizontal	N/A
881.708	-41.62	6.76	-13.0	28.62	63.00	Horizontal	Horizontal	N/A
1232.900	-51.82	-3.94	-13.0	38.82	174.00	Horizontal	Horizontal	Pass
4949.500	-42.95	12.88	-13.0	29.95	139.00	Horizontal	Horizontal	Pass
7323.750	-37.85	17.18	-13.0	24.85	279.00	Horizontal	Horizontal	Pass
8882.500	-35.99	19.96	-13.0	22.99	2.00	Horizontal	Horizontal	Pass

RSE (RF) _FCC PART2&24&27_CDMA BC0 & WCDMA Band5 & LTE Band 5 & 26 _814-849_30MHz-10GHz



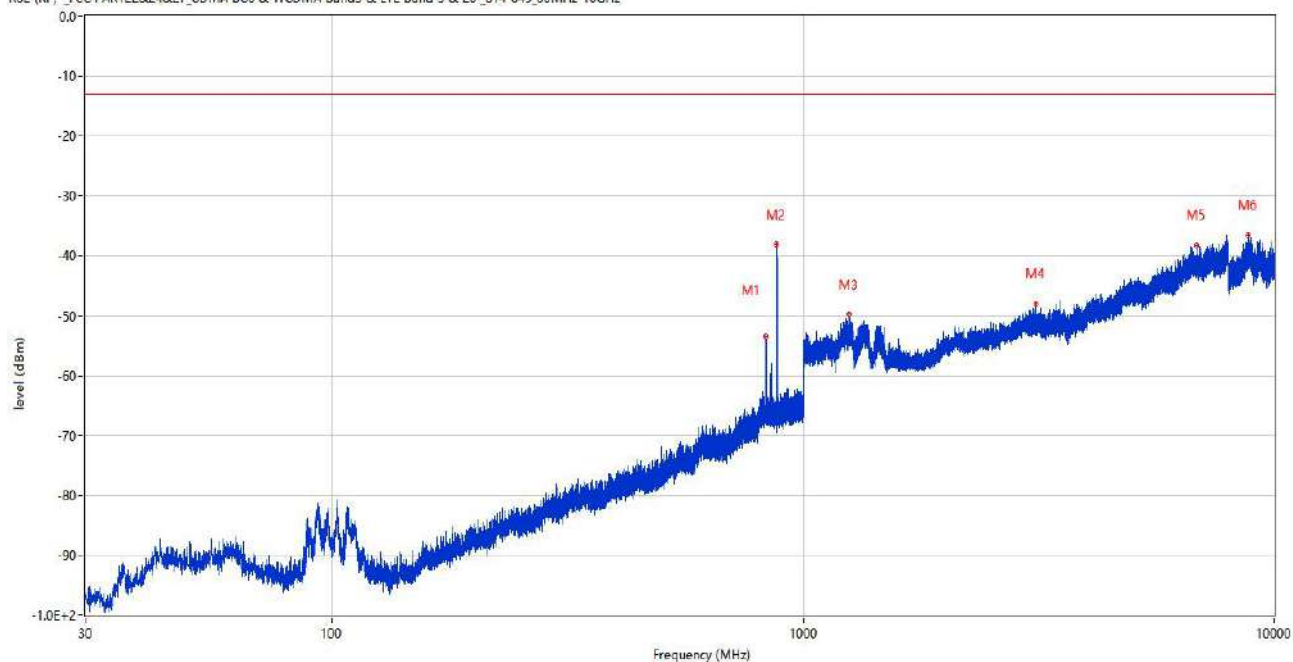
Frequency (MHz)	Result (dBm)	Factor (dB)	Limit (dBm)	Margin (dB)	Table (o)	ANT	EUT	Verdict
836.458	-50.15	7.13	-13.0	37.15	7.00	Horizontal	Vertical	N/A
882.630	-42.71	6.83	-13.0	29.71	75.00	Horizontal	Vertical	N/A
1090.000	-52.17	-3.15	-13.0	39.17	237.00	Horizontal	Vertical	Pass
3176.750	-47.80	7.33	-13.0	34.80	356.00	Horizontal	Vertical	Pass
6683.500	-38.88	16.98	-13.0	25.88	137.00	Horizontal	Vertical	Pass
8794.900	-36.98	19.47	-13.0	23.98	322.00	Horizontal	Vertical	Pass

RSE (RF) _FCC PART2&24&27_CDMA BC0 & WCDMA Band5 & LTE Band 5 & 26 _814-849_30MHz-10GHz



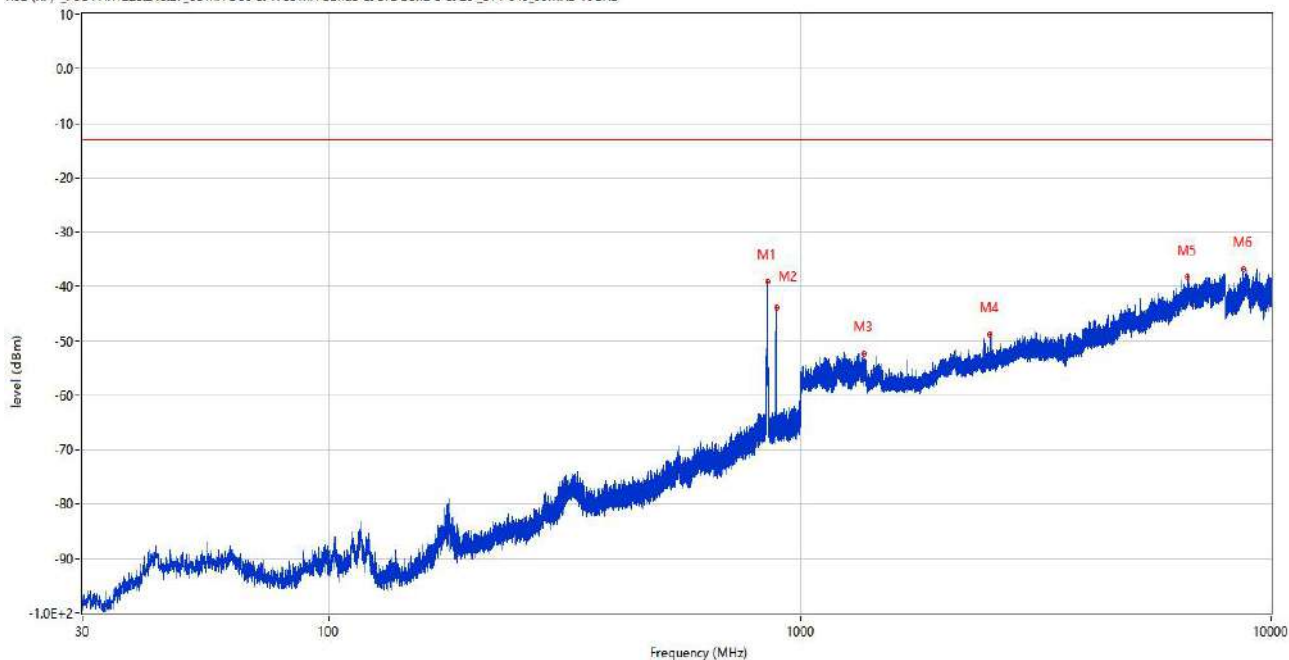
Frequency (MHz)	Result (dBm)	Factor (dB)	Limit (dBm)	Margin (dB)	Table (o)	ANT	EUT	Verdict
835.488	-48.30	7.11	-13.0	35.30	330.00	Vertical	Vertical	N/A
882.339	-39.57	6.79	-13.0	26.57	186.00	Vertical	Vertical	N/A
1204.900	-49.22	-3.77	-13.0	36.22	220.00	Vertical	Vertical	Pass
3132.500	-48.43	7.07	-13.0	35.43	145.00	Vertical	Vertical	Pass
7241.000	-37.52	17.50	-13.0	24.52	292.00	Vertical	Vertical	Pass
8821.800	-35.79	19.90	-13.0	22.79	172.00	Vertical	Vertical	Pass

RSE (RF) _FCC PART2&24&27_CDMA BC0 & WCDMA Band5 & LTE Band 5 & 26 _814-849_30MHz-10GHz



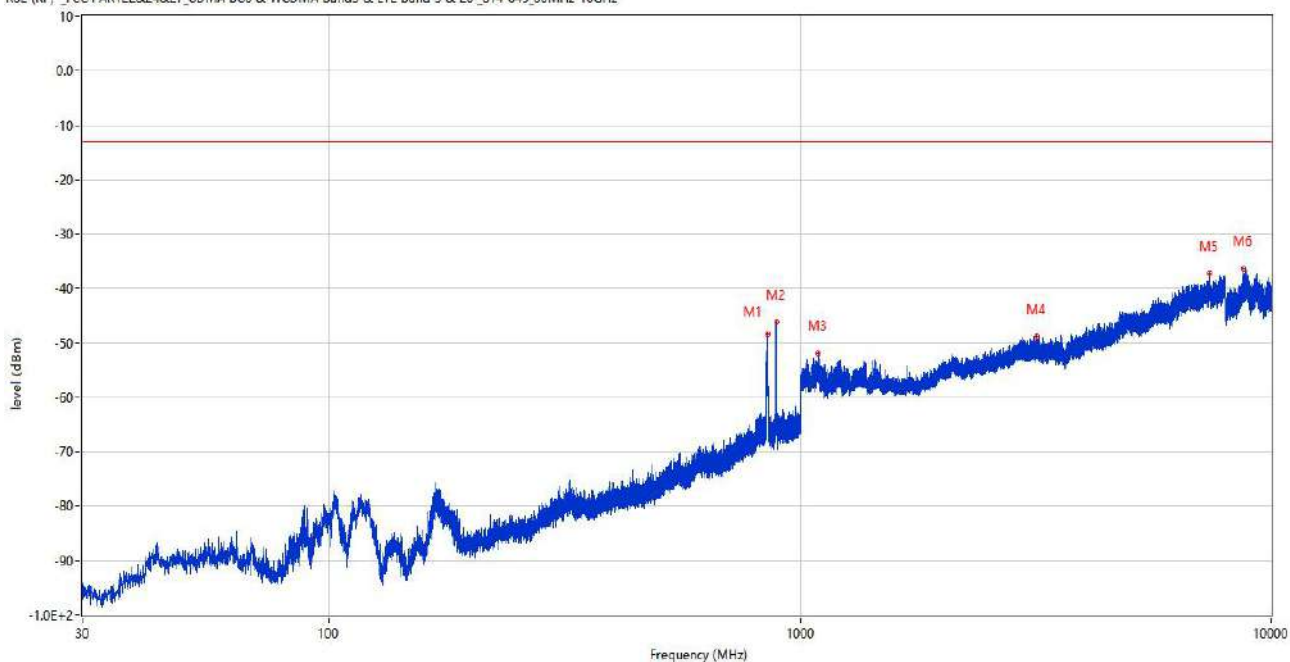
Frequency (MHz)	Result (dBm)	Factor (dB)	Limit (dBm)	Margin (dB)	Table (o)	ANT	EUT	Verdict
834.712	-53.50	7.09	-13.0	40.50	25.00	Vertical	Horizontal	N/A
880.156	-38.13	6.63	-13.0	25.13	144.00	Vertical	Horizontal	N/A
1253.700	-49.69	-3.89	-13.0	36.69	224.00	Vertical	Horizontal	Pass
3124.250	-48.08	6.76	-13.0	35.08	178.00	Vertical	Horizontal	Pass
6856.250	-38.21	16.48	-13.0	25.21	241.00	Vertical	Horizontal	Pass
8830.200	-36.61	20.04	-13.0	23.61	257.00	Vertical	Horizontal	Pass

RSE (RF) _FCC PART2&24&27_CDMA BC0 & WCDMA Band5 & LTE Band 5 & 26 _814-849_30MHz-10GHz



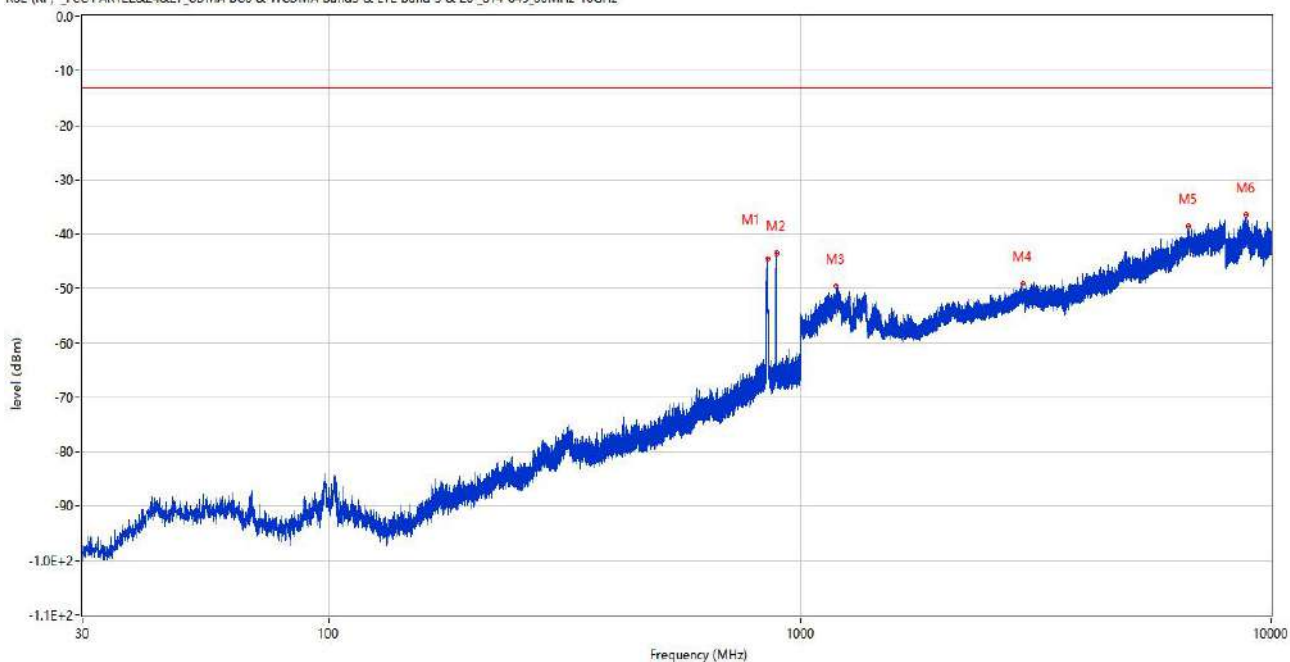
Frequency (MHz)	Result (dBm)	Factor (dB)	Limit (dBm)	Margin (dB)	Table (o)	ANT	EUT	Verdict
854.209	-39.11	7.39	-13.0	26.11	107.00	Horizontal	Horizontal	N/A
891.409	-43.92	6.95	-13.0	30.92	63.00	Horizontal	Horizontal	N/A
1366.200	-52.39	-3.26	-13.0	39.39	89.00	Horizontal	Horizontal	Pass
2536.900	-48.79	1.34	-13.0	35.79	183.00	Horizontal	Horizontal	Pass
6663.000	-38.26	16.36	-13.0	25.26	279.00	Horizontal	Horizontal	Pass
8726.901	-36.78	19.11	-13.0	23.78	213.00	Horizontal	Horizontal	Pass

RSE (RF) _FCC PART2&24&27_CDMA BC0 & WCDMA Band5 & LTE Band 5 & 26 _814-849_30MHz-10GHz



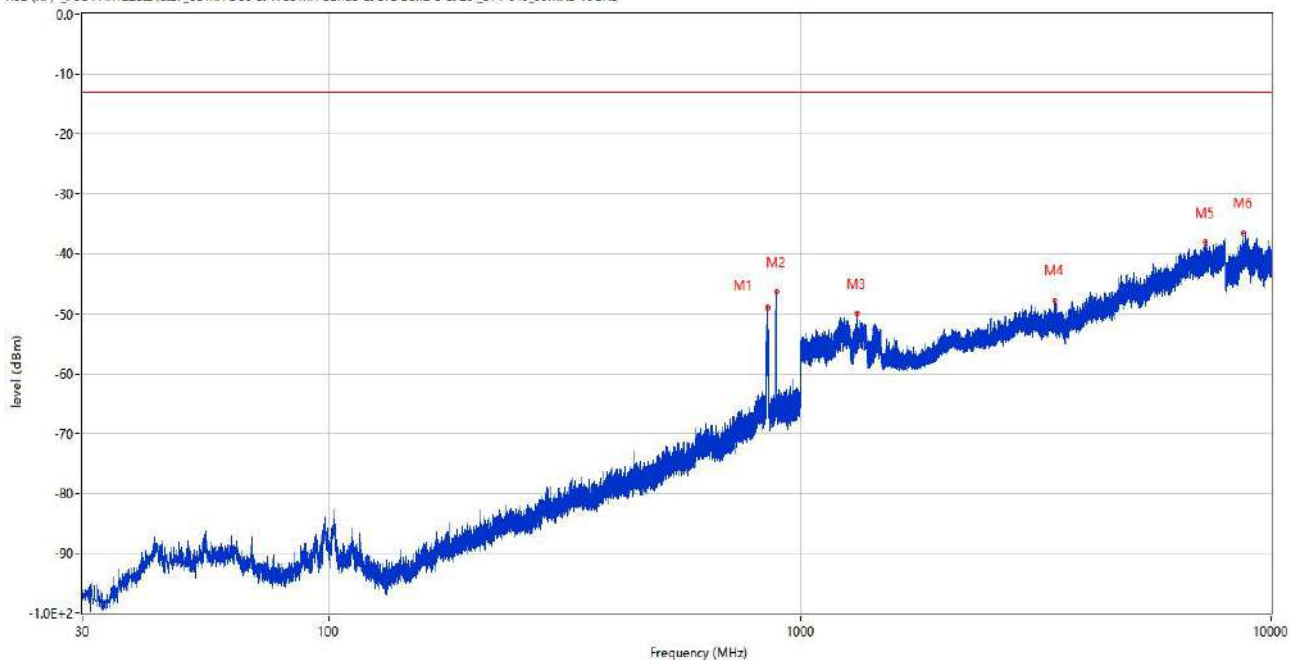
Frequency (MHz)	Result (dBm)	Factor (dB)	Limit (dBm)	Margin (dB)	Table (o)	ANT	EUT	Verdict
854.112	-48.49	7.39	-13.0	35.49	1.00	Horizontal	Vertical	N/A
893.203	-46.19	6.93	-13.0	33.19	88.00	Horizontal	Vertical	N/A
1091.900	-51.85	-3.27	-13.0	38.85	237.00	Horizontal	Vertical	Pass
3180.750	-48.80	7.49	-13.0	35.80	6.00	Horizontal	Vertical	Pass
7415.000	-37.32	18.17	-13.0	24.32	348.00	Horizontal	Vertical	Pass
8721.599	-36.32	19.17	-13.0	23.32	302.00	Horizontal	Vertical	Pass

RSE (RF) _FCC PART2&24&27_CDMA BC0 & WCDMA Band5 & LTE Band 5 & 26 _814-849_30MHz-10GHz



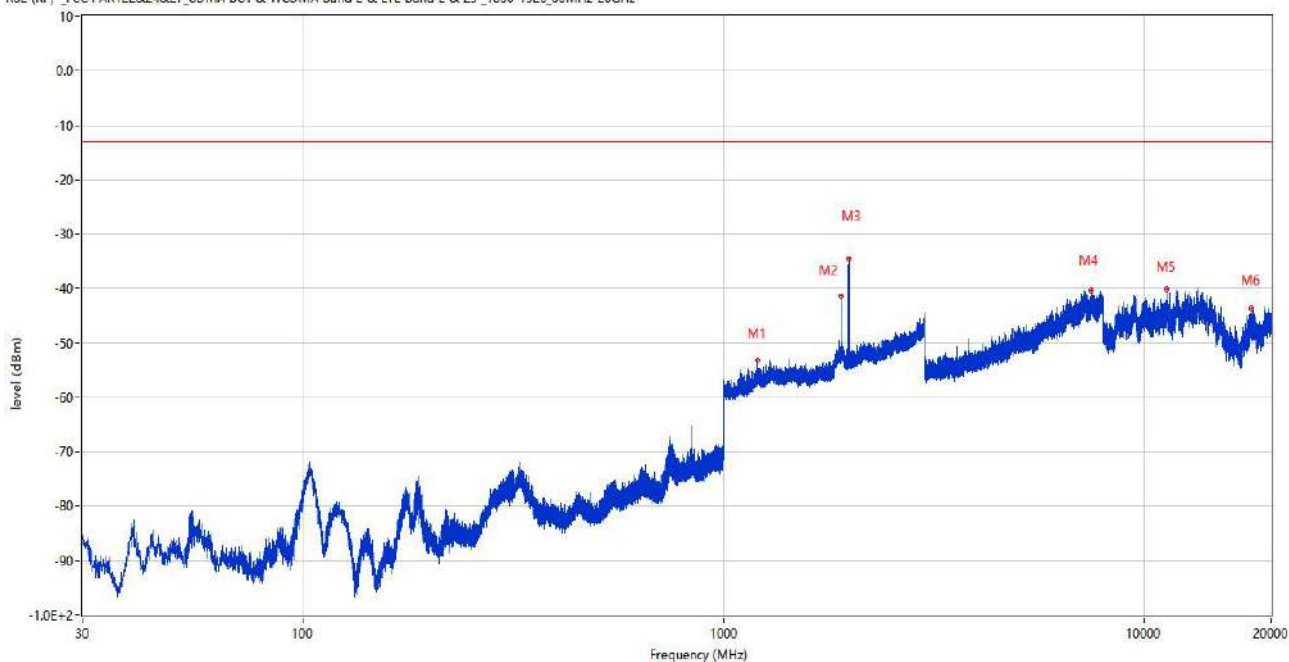
Frequency (MHz)	Result (dBm)	Factor (dB)	Limit (dBm)	Margin (dB)	Table (o)	ANT	EUT	Verdict
853.578	-44.57	7.38	-13.0	31.57	120.00	Vertical	Vertical	N/A
892.476	-43.43	6.94	-13.0	30.43	0.00	Vertical	Vertical	N/A
1195.100	-49.49	-3.79	-13.0	36.49	243.00	Vertical	Vertical	Pass
2967.800	-49.11	4.63	-13.0	36.11	318.00	Vertical	Vertical	Pass
6678.750	-38.61	16.80	-13.0	25.61	98.00	Vertical	Vertical	Pass
8855.900	-36.40	20.29	-13.0	23.40	83.00	Vertical	Vertical	Pass

RSE (RF) _FCC PART2&24&27_CDMA BC0 & WCDMA Band5 & LTE Band 5 & 26 _814-849_30MHz-10GHz



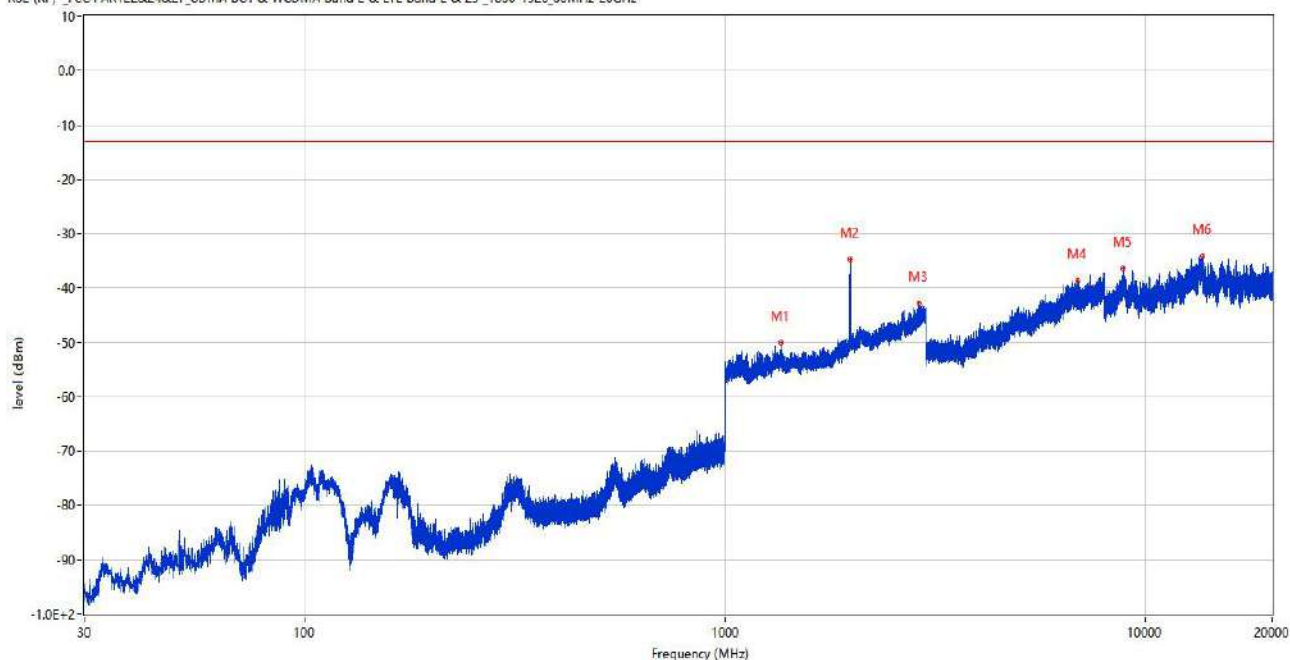
Frequency (MHz)	Result (dBm)	Factor (dB)	Limit (dBm)	Margin (dB)	Table (o)	ANT	EUT	Verdict
853.482	-49.04	7.38	-13.0	36.04	25.00	Vertical	Horizontal	N/A
891.166	-46.37	6.94	-13.0	33.37	6.00	Vertical	Horizontal	N/A
1319.700	-49.98	-2.76	-13.0	36.98	205.00	Vertical	Horizontal	Pass
3467.750	-47.76	7.29	-13.0	34.76	98.00	Vertical	Horizontal	Pass
7242.000	-38.11	17.53	-13.0	25.11	300.00	Vertical	Horizontal	Pass
8729.600	-36.44	19.08	-13.0	23.44	41.00	Vertical	Horizontal	Pass

RSE (RF) _FCC PART2&24&27_CDMA BC1 & WCDMA Band 2 & LTE Band 2 & 25_1630-1920_30MHz-20GHz



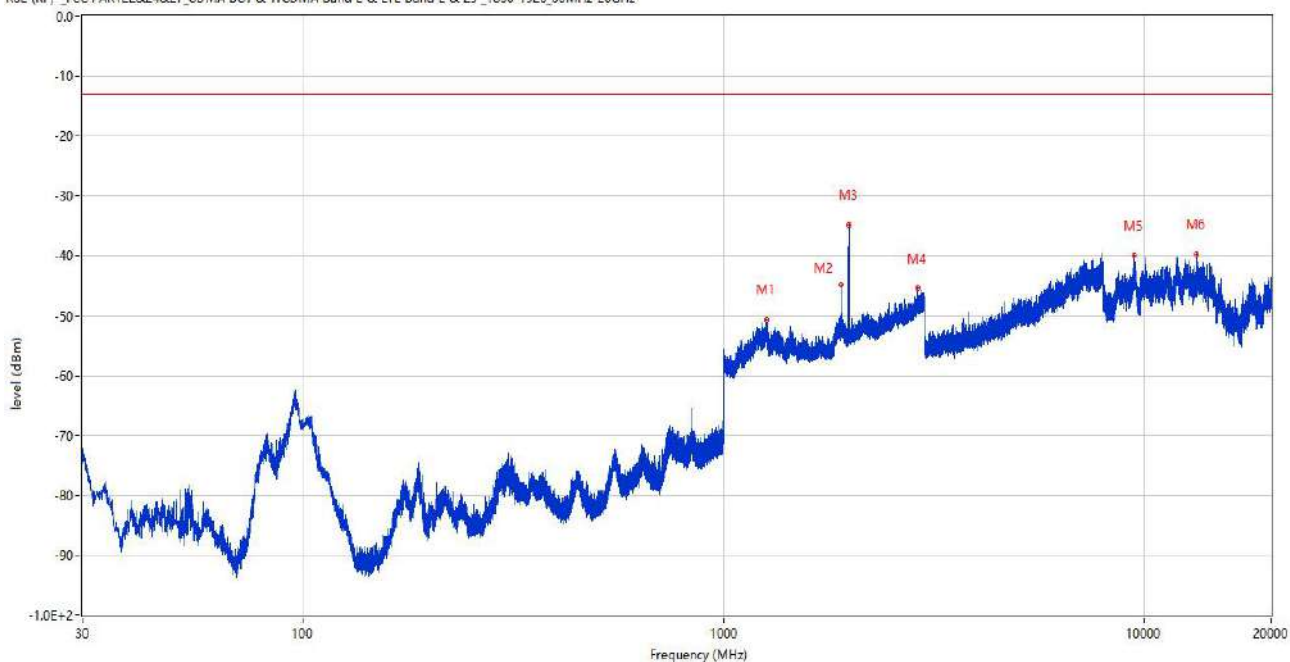
Frequency (MHz)	Result (dBm)	Factor (dB)	Limit (dBm)	Margin (dB)	Table (o)	ANT	EUT	Verdict
1208.300	-53.20	-1.51	-13.0	40.20	147.00	Horizontal	Horizontal	Pass
1906.100	-41.45	2.82	-13.0	28.45	186.00	Horizontal	Horizontal	N/A
1985.700	-34.62	0.80	-13.0	21.62	239.00	Horizontal	Horizontal	N/A
7489.500	-40.35	14.14	-13.0	27.35	339.00	Horizontal	Horizontal	Pass
11305.525	-40.04	14.07	-13.0	27.04	253.00	Horizontal	Horizontal	Pass
17952.963	-43.57	13.74	-13.0	30.57	1.00	Horizontal	Horizontal	Pass

RSE (RF) FCC PART22&24&27_CDMA BC1 & WCDMA Band 2 & LTE Band 2 & 25_1830-1920_30MHz-20GHz



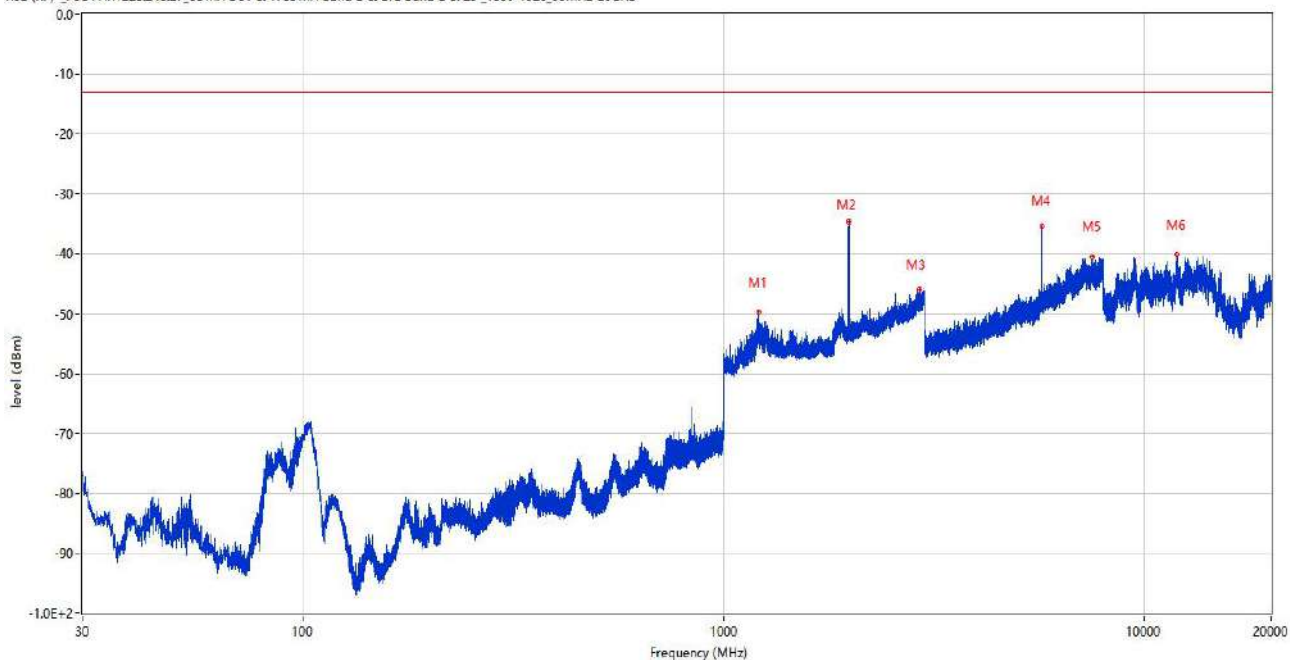
Frequency (MHz)	Result (dBm)	Factor (dB)	Limit (dBm)	Margin (dB)	Table (o)	ANT	EUT	Verdict
1360.000	-50.07	0.59	-13.0	37.07	156.00	Horizontal	Vertical	Pass
1985.900	-34.70	4.26	-13.0	21.70	130.00	Horizontal	Vertical	N/A
2887.000	-42.91	10.48	-13.0	29.91	68.00	Horizontal	Vertical	Pass
6879.500	-38.70	16.13	-13.0	25.70	160.00	Horizontal	Vertical	Pass
8845.025	-36.46	20.28	-13.0	23.46	98.00	Horizontal	Vertical	Pass
13671.474	-34.15	23.98	-13.0	21.15	360.00	Horizontal	Vertical	Pass

RSE (RF) _FCC PART2&24&27_CDMA BC1 & WCDMA Band 2 & LTE Band 2 & 25 _1630-1920_30MHz-20GHz



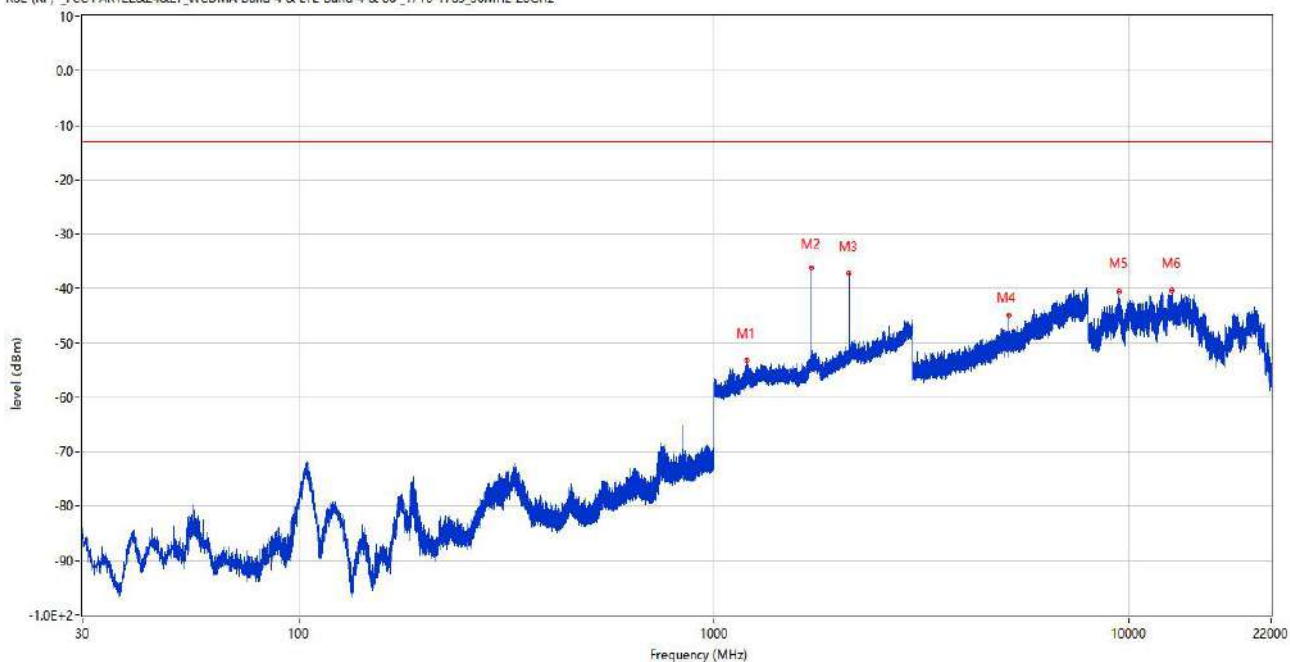
Frequency (MHz)	Result (dBm)	Factor (dB)	Limit (dBm)	Margin (dB)	Table (o)	ANT	EUT	Verdict
1268.300	-50.66	-1.48	-13.0	37.66	207.00	Vertical	Vertical	Pass
1905.800	-44.83	2.82	-13.0	31.83	211.00	Vertical	Vertical	N/A
1984.500	-34.80	0.75	-13.0	21.80	304.00	Vertical	Vertical	N/A
2890.300	-45.46	9.50	-13.0	32.46	216.00	Vertical	Vertical	Pass
9452.787	-40.00	13.72	-13.0	27.00	144.00	Vertical	Vertical	Pass
13341.600	-39.68	16.49	-13.0	26.68	230.00	Vertical	Vertical	Pass

RSE (RF) _FCC PART2&24&27_CDMA BC1 & WCDMA Band 2 & LTE Band 2 & 25_1630-1920_30MHz-20GHz



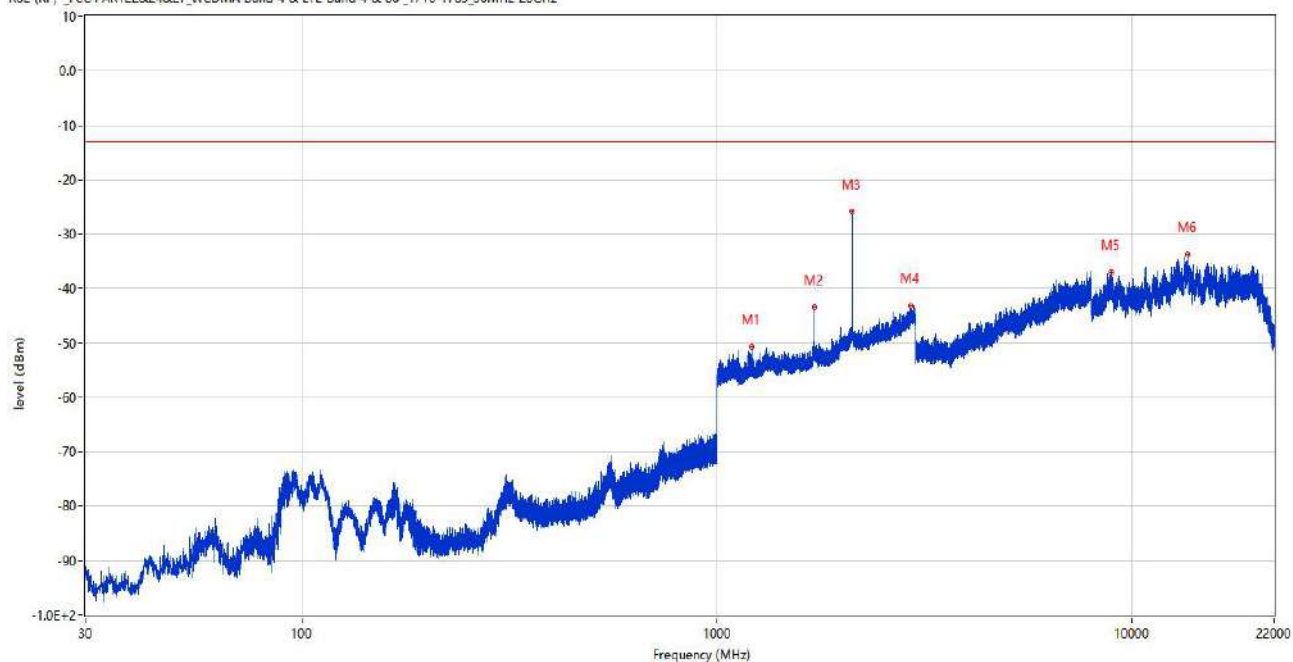
Frequency (MHz)	Result (dBm)	Factor (dB)	Limit (dBm)	Margin (dB)	Table (o)	ANT	EUT	Verdict
1211.900	-49.77	-1.62	-13.0	36.77	190.00	Vertical	Horizontal	Pass
1983.100	-34.59	0.75	-13.0	21.59	256.00	Vertical	Horizontal	N/A
2930.800	-45.86	8.22	-13.0	32.86	117.00	Vertical	Horizontal	Pass
5716.000	-35.40	10.14	-13.0	22.40	128.00	Vertical	Horizontal	Pass
7533.250	-40.47	13.69	-13.0	27.47	22.00	Vertical	Horizontal	Pass
11929.675	-40.17	13.87	-13.0	27.17	306.00	Vertical	Horizontal	Pass

RSE (RF) _FCC PART2&24&27_WCDMA Band 4 & LTE Band 4 & G6 _1710-1785_30MHz-20GHz



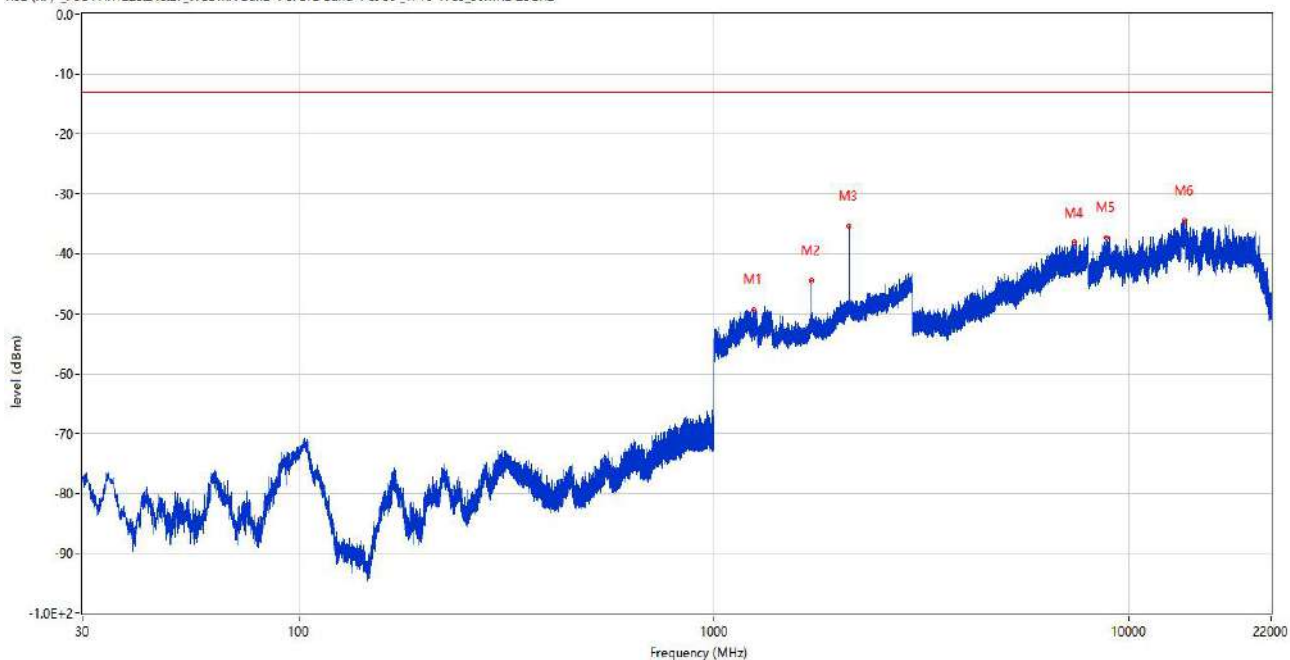
Frequency (MHz)	Result (dBm)	Factor (dB)	Limit (dBm)	Margin (dB)	Table (o)	ANT	EUT	Verdict
1200.300	-53.15	-1.33	-13.0	40.15	111.00	Horizontal	Horizontal	Pass
1711.600	-36.20	1.31	-13.0	23.20	126.00	Horizontal	Horizontal	N/A
2111.400	-37.29	2.39	-13.0	24.29	248.00	Horizontal	Horizontal	N/A
5133.250	-44.93	8.84	-13.0	31.93	160.00	Horizontal	Horizontal	Pass
9446.138	-40.45	13.75	-13.0	27.45	360.00	Horizontal	Horizontal	Pass
12692.050	-40.31	14.75	-13.0	27.31	64.00	Horizontal	Horizontal	Pass

RSE (RF) _FCC PART2&24&27_WCDMA Band 4 & LTE Band 4 & G6 _1710-1785_30MHz-20GHz



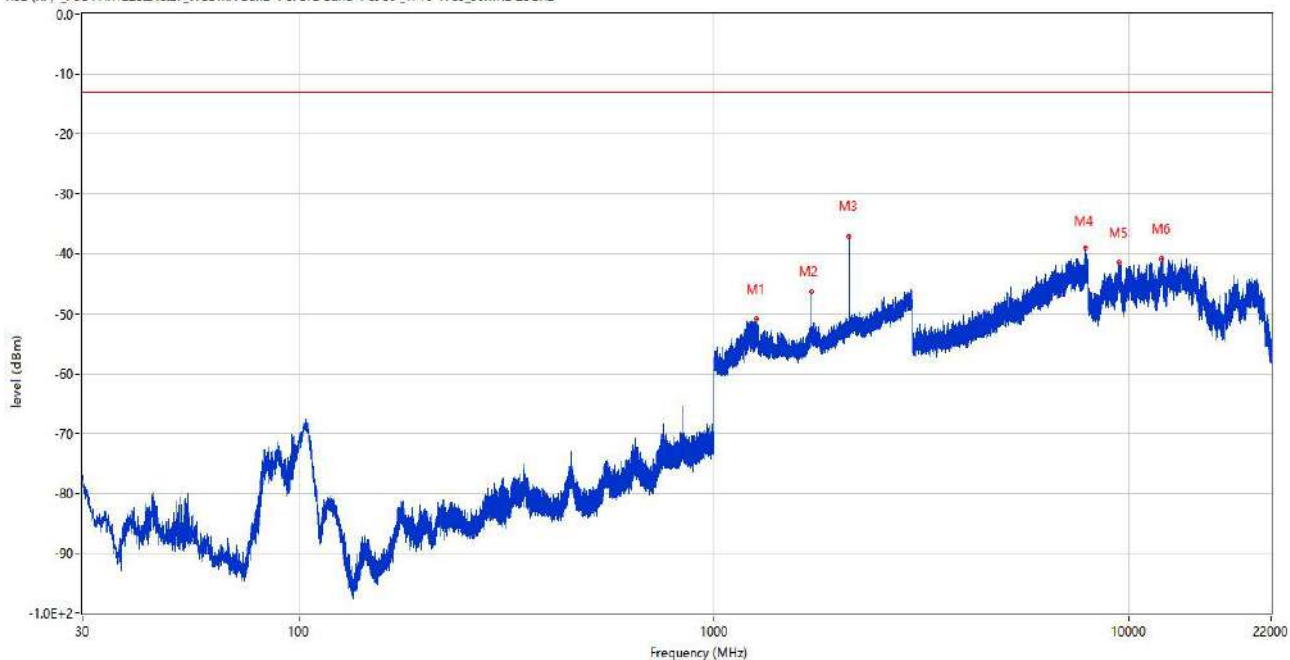
Frequency (MHz)	Result (dBm)	Factor (dB)	Limit (dBm)	Margin (dB)	Table (o)	ANT	EUT	Verdict
1210.000	-50.63	-0.68	-13.0	37.63	176.00	Horizontal	Vertical	Pass
1711.700	-43.38	2.66	-13.0	30.38	16.00	Horizontal	Vertical	N/A
2111.600	-25.86	5.74	-13.0	12.86	260.00	Horizontal	Vertical	N/A
2931.500	-43.14	10.48	-13.0	30.14	34.00	Horizontal	Vertical	Pass
8900.125	-37.02	19.75	-13.0	24.02	243.00	Horizontal	Vertical	Pass
13635.687	-33.81	24.84	-13.0	20.81	0.00	Horizontal	Vertical	Pass

RSE (RF) _FCC PART2&24&27_WCDMA Band 4 & LTE Band 4 & G6 _1710-1785_30MHz-20GHz



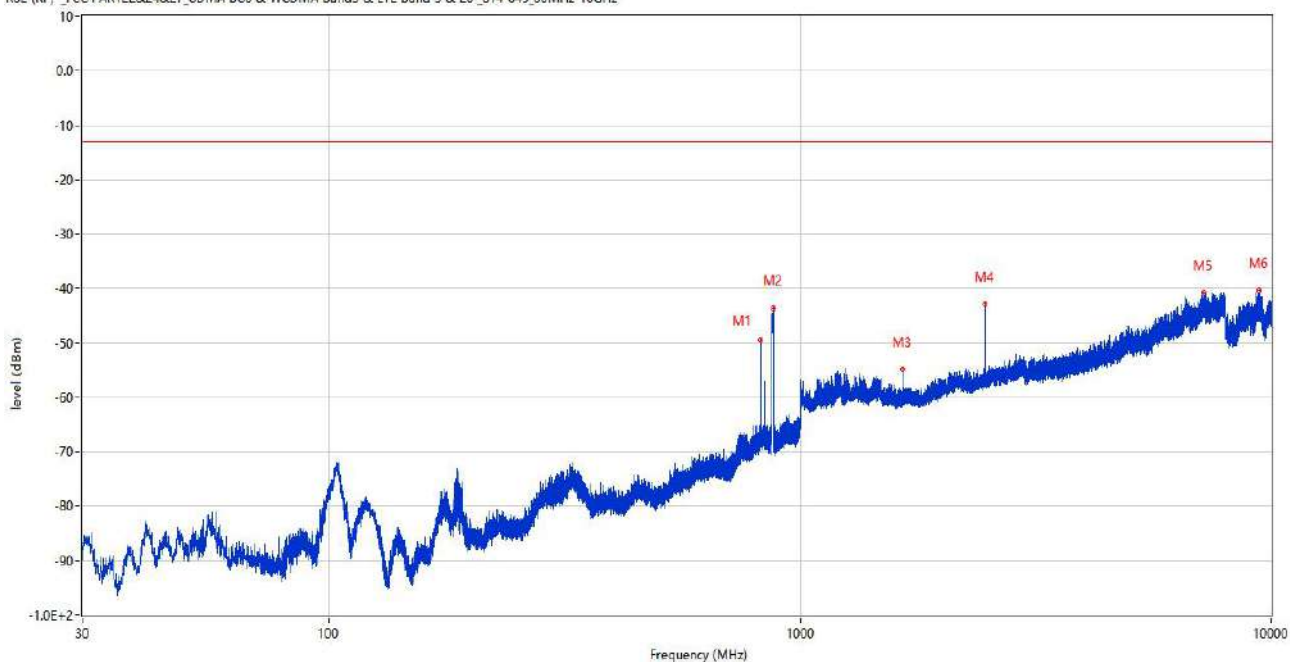
Frequency (MHz)	Result (dBm)	Factor (dB)	Limit (dBm)	Margin (dB)	Table (o)	ANT	EUT	Verdict
1243.500	-49.31	-0.79	-13.0	36.31	234.00	Vertical	Vertical	Pass
1711.600	-44.44	2.66	-13.0	31.44	261.00	Vertical	Vertical	N/A
2111.700	-35.35	5.74	-13.0	22.35	63.00	Vertical	Vertical	N/A
7393.750	-38.07	17.70	-13.0	25.07	316.00	Vertical	Vertical	Pass
8832.437	-37.21	20.07	-13.0	24.21	320.00	Vertical	Vertical	Pass
13586.201	-34.47	24.97	-13.0	21.47	129.00	Vertical	Vertical	Pass

RSE (RF) _FCC PART2&24&27_WCDMA Band 4 & LTE Band 4 & G6 _1710-1785_30MHz-20GHz



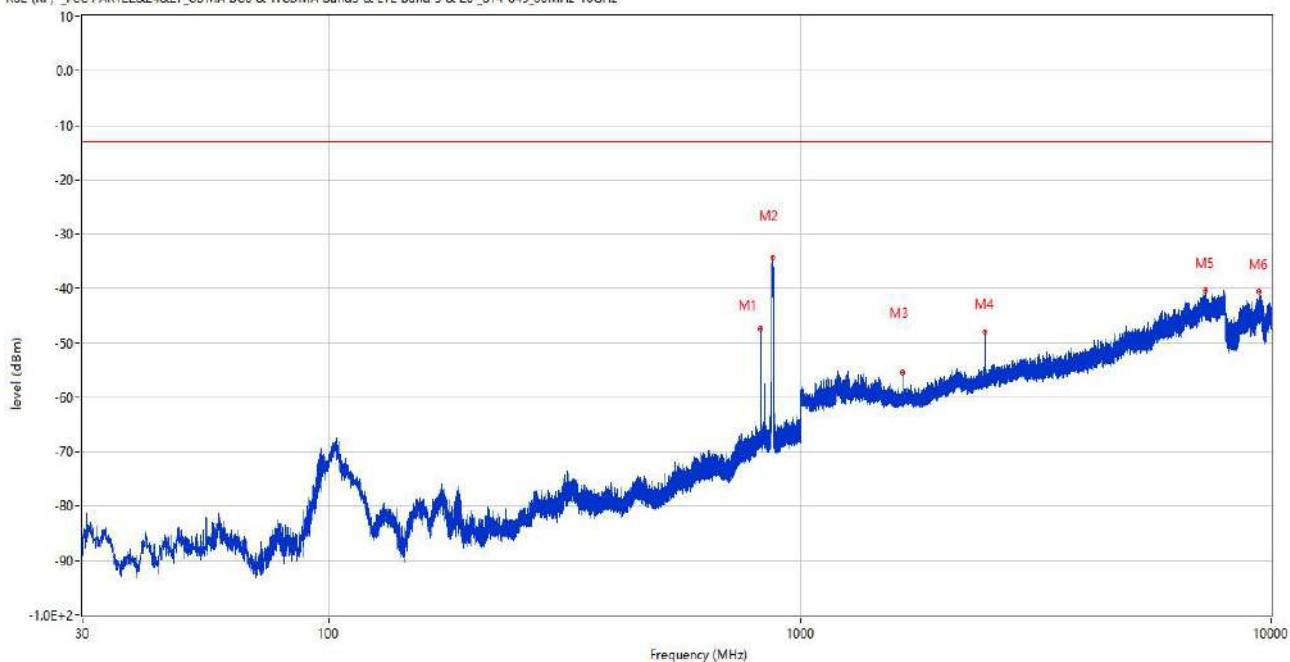
Frequency (MHz)	Result (dBm)	Factor (dB)	Limit (dBm)	Margin (dB)	Table (o)	ANT	EUT	Verdict
1264.400	-50.90	-1.55	-13.0	37.90	206.00	Vertical	Horizontal	Pass
1711.300	-46.30	1.31	-13.0	33.30	282.00	Vertical	Horizontal	N/A
2111.300	-37.01	2.39	-13.0	24.01	267.00	Vertical	Horizontal	N/A
7833.500	-39.07	15.13	-13.0	26.07	316.00	Vertical	Horizontal	Pass
9462.525	-41.48	13.51	-13.0	28.48	2.00	Vertical	Horizontal	Pass
11978.599	-40.79	14.02	-13.0	27.79	312.00	Vertical	Horizontal	Pass

RSE (RF) _FCC PART2&24&27_CDMA BC0 & WCDMA Band5 & LTE Band 5 & 26 _814-849_30MHz-10GHz



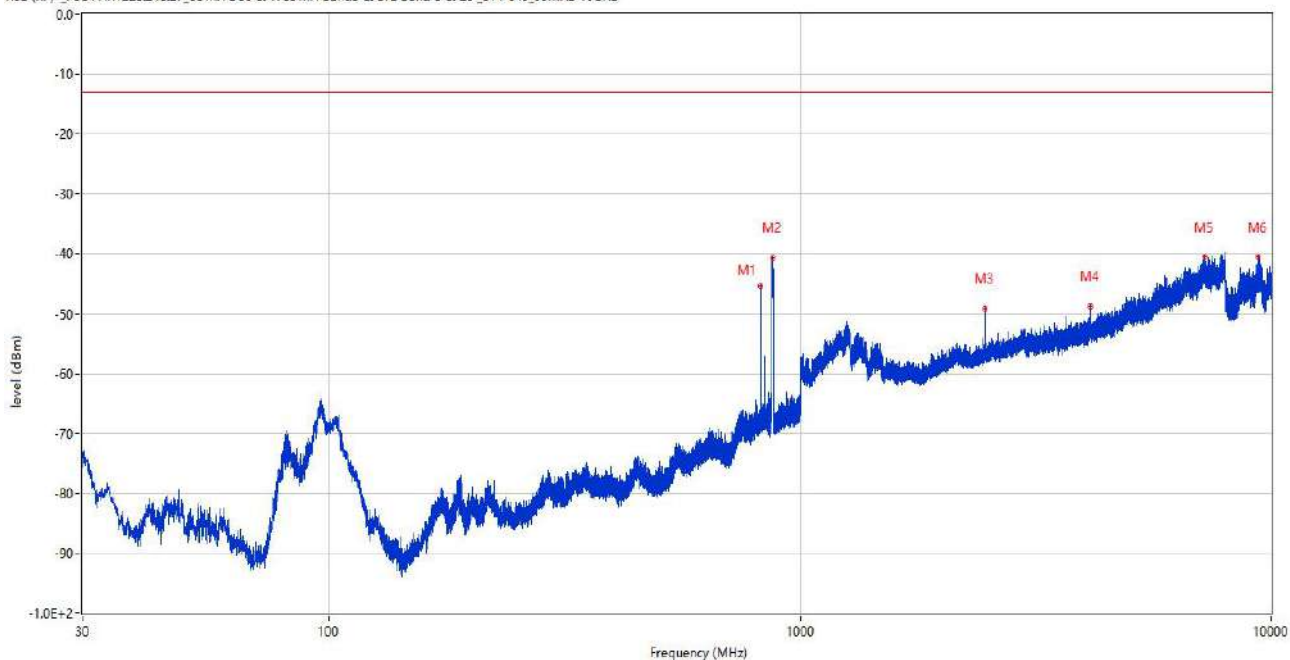
Frequency (MHz)	Result (dBm)	Factor (dB)	Limit (dBm)	Margin (dB)	Table (o)	ANT	EUT	Verdict
824.624	-49.46	5.20	-13.0	36.46	350.00	Horizontal	Horizontal	N/A
877.392	-43.57	3.82	-13.0	30.57	243.00	Horizontal	Horizontal	N/A
1649.500	-54.91	-5.96	-13.0	41.91	119.00	Horizontal	Horizontal	Pass
2474.600	-42.91	-1.49	-13.0	29.91	176.00	Horizontal	Horizontal	Pass
7171.750	-40.76	14.32	-13.0	27.76	156.00	Horizontal	Horizontal	Pass
9442.300	-40.40	13.72	-13.0	27.40	0.00	Horizontal	Horizontal	Pass

RSE (RF) _FCC PART2&24&27_CDMA BC0 & WCDMA Band5 & LTE Band 5 & 26 _B14-849_30MHz-10GHz



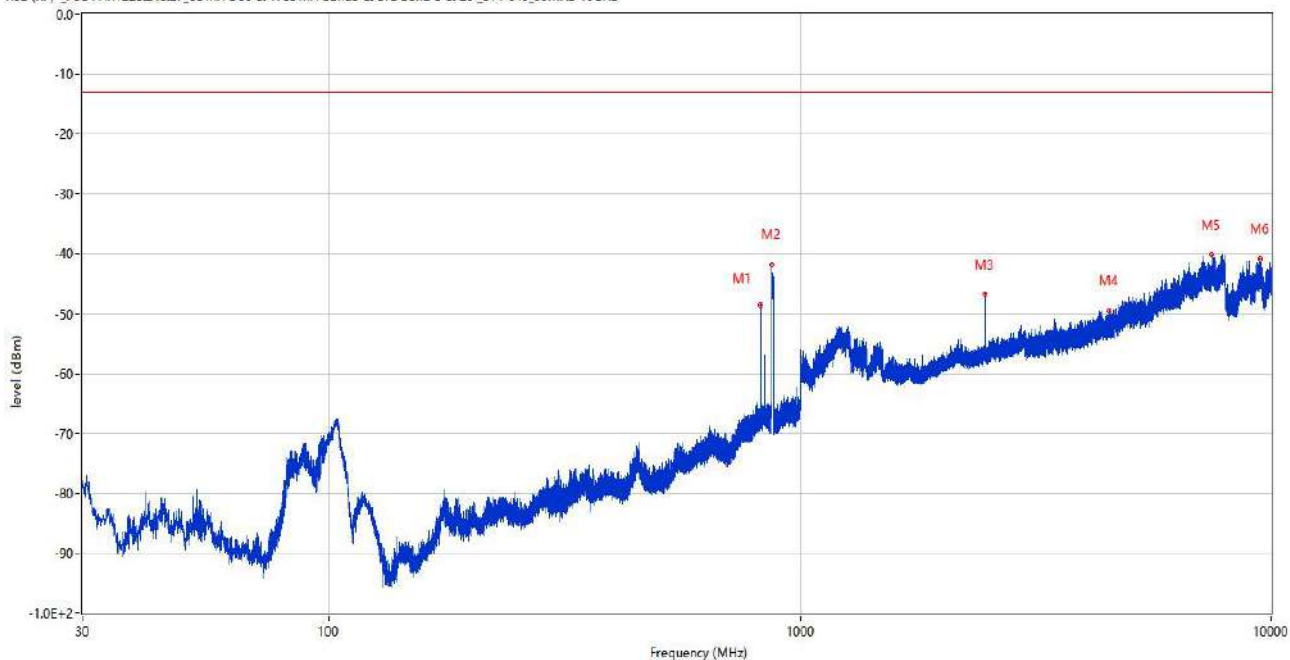
Frequency (MHz)	Result (dBm)	Factor (dB)	Limit (dBm)	Margin (dB)	Table (o)	ANT	EUT	Verdict
824.673	-47.47	5.21	-13.0	34.47	1.00	Horizontal	Vertical	N/A
873.027	-34.41	4.01	-13.0	21.41	233.00	Horizontal	Vertical	N/A
1649.700	-55.43	-5.96	-13.0	42.43	195.00	Horizontal	Vertical	Pass
2474.600	-47.93	-1.49	-13.0	34.93	223.00	Horizontal	Vertical	Pass
7242.750	-40.34	15.01	-13.0	27.34	18.00	Horizontal	Vertical	Pass
9428.400	-40.57	13.60	-13.0	27.57	267.00	Horizontal	Vertical	Pass

RSE (RF) _FCC PART2&24&27_CDMA BC0 & WCDMA Band5 & LTE Band 5 & 26 _B14-849_30MHz-10GHz



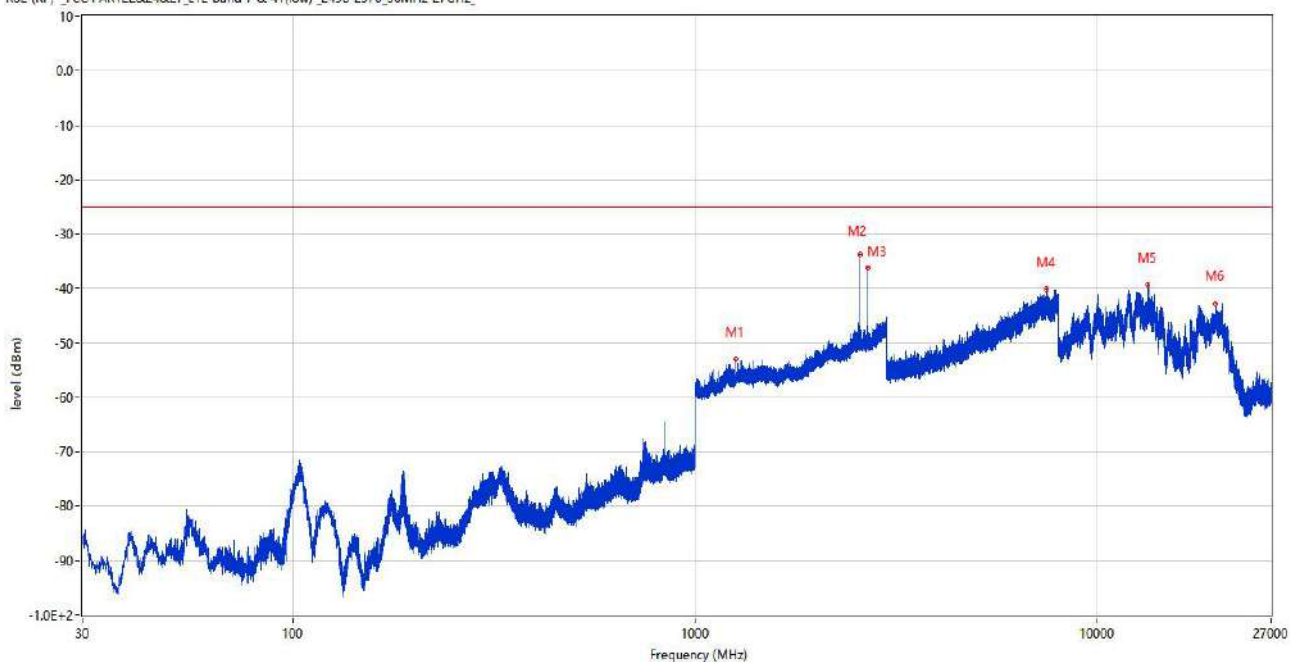
Frequency (MHz)	Result (dBm)	Factor (dB)	Limit (dBm)	Margin (dB)	Table (o)	ANT	EUT	Verdict
824.527	-45.31	5.20	-13.0	32.31	154.00	Vertical	Vertical	N/A
874.191	-40.68	4.03	-13.0	27.68	25.00	Vertical	Vertical	N/A
2474.700	-49.13	-1.46	-13.0	36.13	1.00	Vertical	Vertical	Pass
4135.500	-48.70	6.33	-13.0	35.70	129.00	Vertical	Vertical	Pass
7231.500	-40.56	14.67	-13.0	27.56	185.00	Vertical	Vertical	Pass
9371.700	-40.49	13.68	-13.0	27.49	14.00	Vertical	Vertical	Pass

RSE (RF) _FCC PART2&24&27_CDMA BC0 & WCDMA Band5 & LTE Band 5 & 26 _814-849_30MHz-10GHz



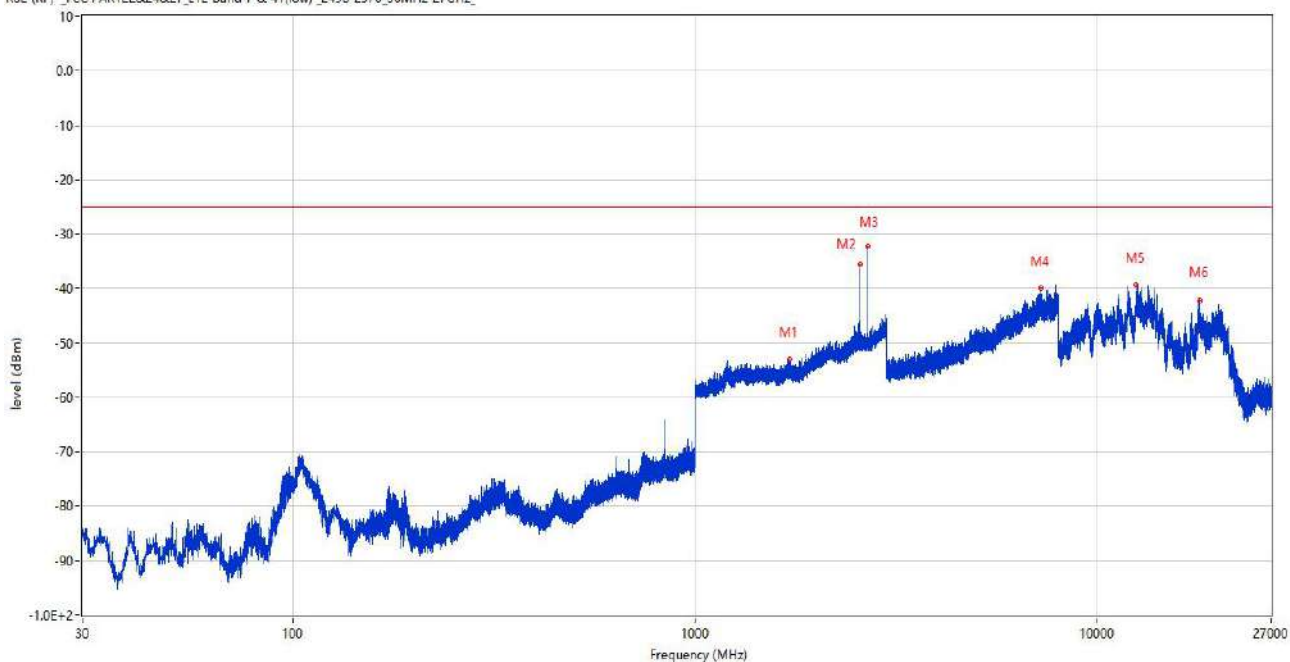
Frequency (MHz)	Result (dBm)	Factor (dB)	Limit (dBm)	Margin (dB)	Table (o)	ANT	EUT	Verdict
824.575	-48.57	5.20	-13.0	35.57	224.00	Vertical	Horizontal	N/A
871.233	-41.73	4.24	-13.0	28.73	332.00	Vertical	Horizontal	N/A
2474.300	-46.72	-1.52	-13.0	33.72	316.00	Vertical	Horizontal	Pass
4526.250	-49.45	8.02	-13.0	36.45	1.00	Vertical	Horizontal	Pass
7465.500	-40.12	14.48	-13.0	27.12	1.00	Vertical	Horizontal	Pass
9461.900	-40.87	13.53	-13.0	27.87	57.00	Vertical	Horizontal	Pass

RSE (RF) _FCC PART2&24&27_LTE Band 7 & 41(low) _2496-2570_30MHz-27GHz_



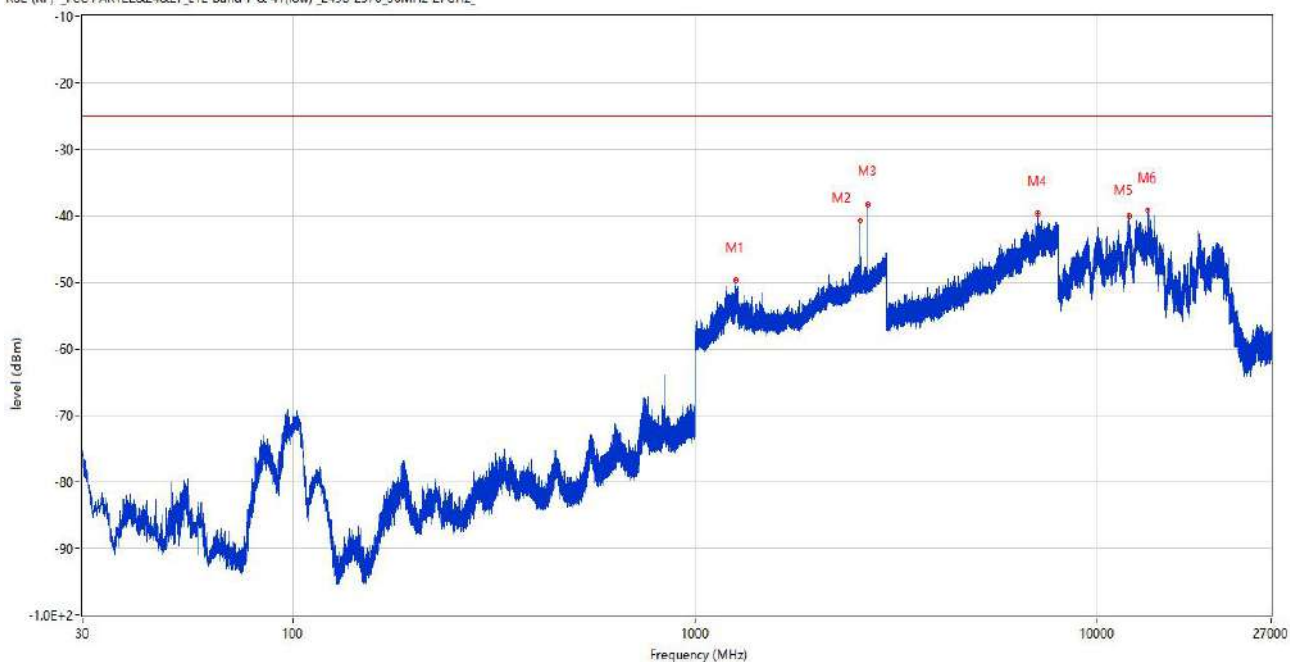
Frequency (MHz)	Result (dBm)	Factor (dB)	Limit (dBm)	Margin (dB)	Table (o)	ANT	EUT	Verdict
1260.800	-53.06	-1.54	-25.0	28.06	201.00	Horizontal	Horizontal	Pass
2565.900	-33.64	6.51	-25.0	8.64	166.00	Horizontal	Horizontal	N/A
2684.200	-36.19	6.20	-25.0	11.19	231.00	Horizontal	Horizontal	N/A
7486.500	-40.20	14.28	-25.0	15.20	337.00	Horizontal	Horizontal	Pass
13372.912	-39.32	16.76	-25.0	14.32	97.00	Horizontal	Horizontal	Pass
19585.350	-42.73	12.93	-25.0	17.73	360.00	Horizontal	Horizontal	Pass

RSE (RF) _FCC PART2&24&27_LTE Band 7 & 41(low) _2496-2570_30MHz-27GHz_



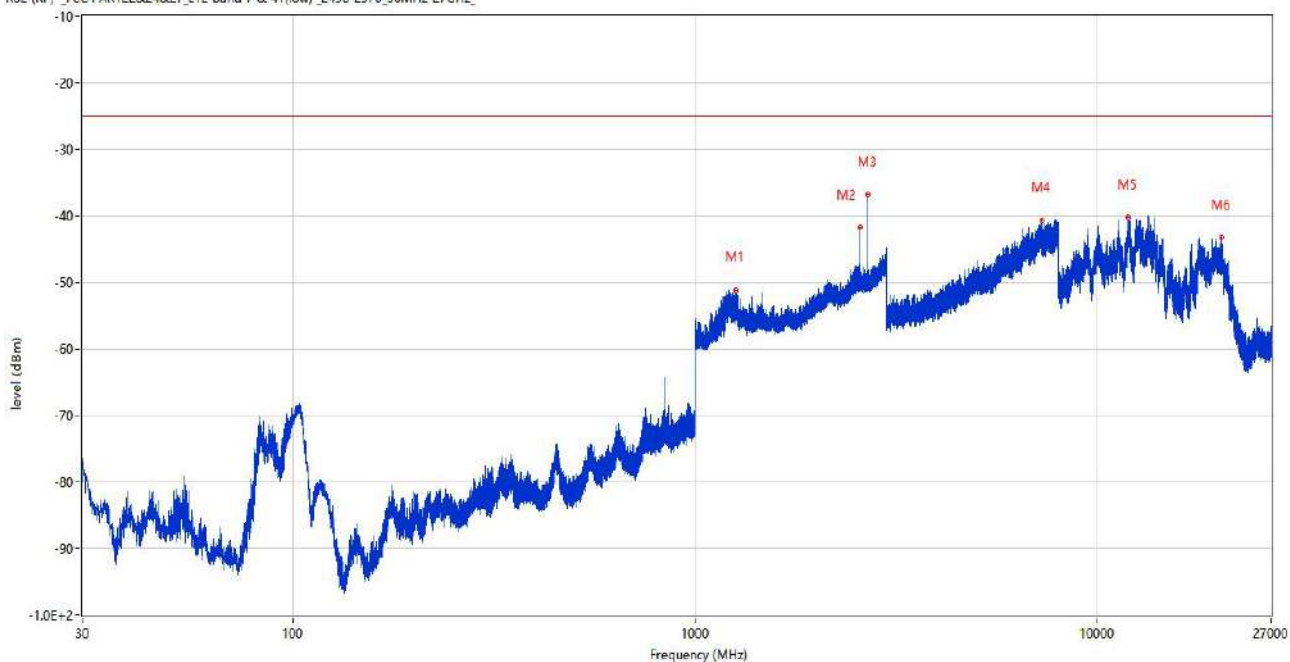
Frequency (MHz)	Result (dBm)	Factor (dB)	Limit (dBm)	Margin (dB)	Table (o)	ANT	EUT	Verdict
1719.300	-53.01	-1.00	-25.0	28.01	240.00	Horizontal	Vertical	Pass
2565.800	-35.65	6.51	-25.0	10.65	160.00	Horizontal	Vertical	N/A
2688.700	-32.32	5.92	-25.0	7.32	211.00	Horizontal	Vertical	N/A
7237.750	-40.00	14.95	-25.0	15.00	332.00	Horizontal	Vertical	Pass
12483.763	-39.32	14.57	-25.0	14.32	30.00	Horizontal	Vertical	Pass
17953.012	-42.11	14.02	-25.0	17.11	308.00	Horizontal	Vertical	Pass

RSE (RF) _FCC PART2&24&27_LTE Band 7 & 41(low) _2496-2570_30MHz-27GHz_



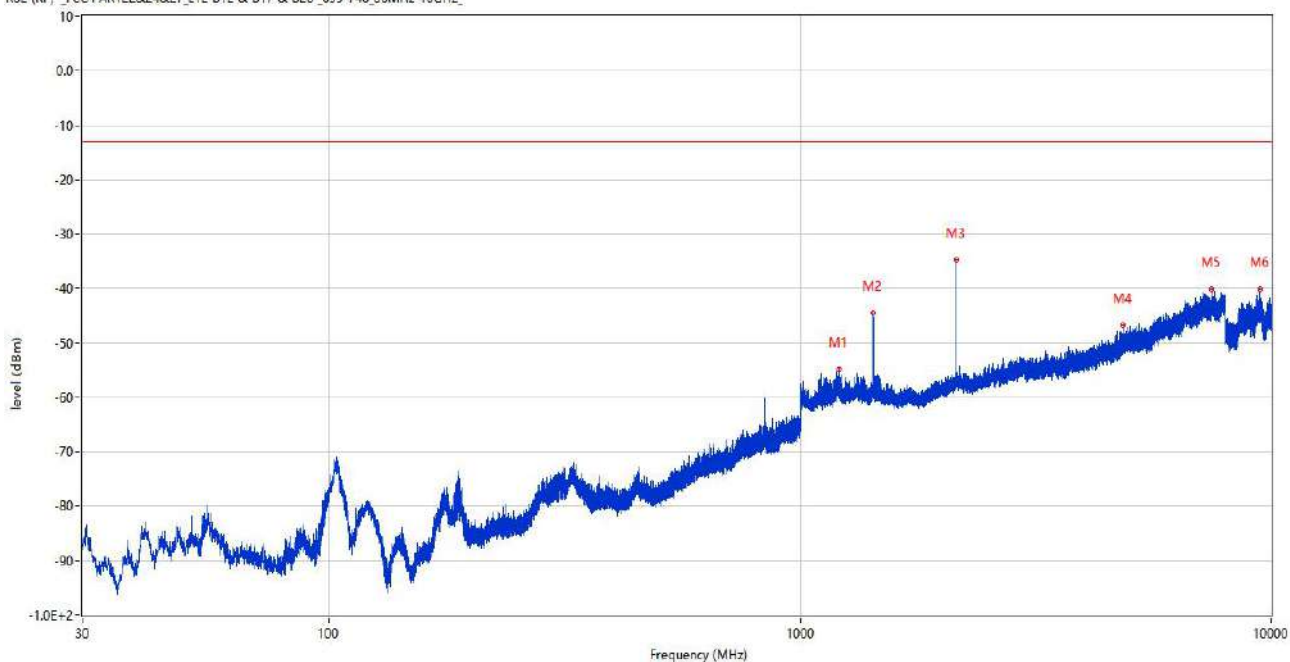
Frequency (MHz)	Result (dBm)	Factor (dB)	Limit (dBm)	Margin (dB)	Table (o)	ANT	EUT	Verdict
1262.200	-49.73	-1.54	-25.0	24.73	212.00	Vertical	Vertical	Pass
2566.100	-40.73	6.51	-25.0	15.73	268.00	Vertical	Vertical	N/A
2684.700	-38.25	6.19	-25.0	13.25	146.00	Vertical	Vertical	N/A
7102.000	-39.71	13.21	-25.0	14.71	360.00	Vertical	Vertical	Pass
11997.838	-39.92	13.83	-25.0	14.92	74.00	Vertical	Vertical	Pass
13353.750	-39.19	16.58	-25.0	14.19	308.00	Vertical	Vertical	Pass

RSE (RF) _FCC PART2&24&27_LTE Band 7 & 41(low) _2496-2570_30MHz-27GHz_



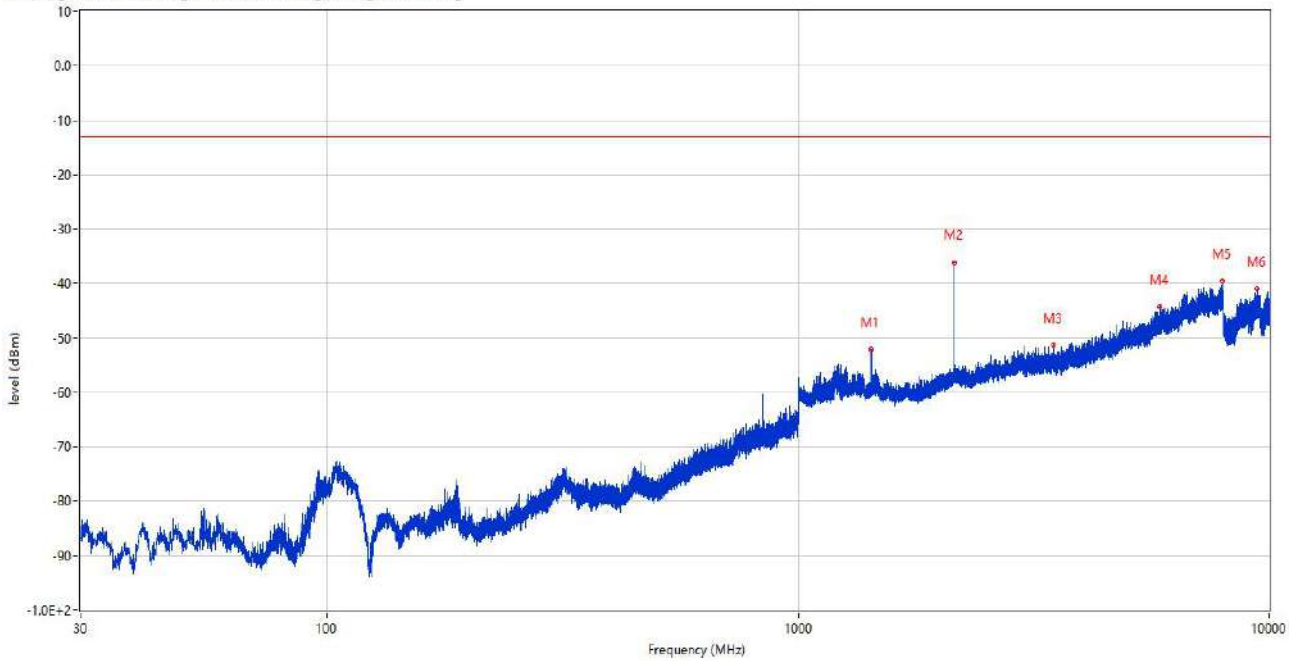
Frequency (MHz)	Result (dBm)	Factor (dB)	Limit (dBm)	Margin (dB)	Table (o)	ANT	EUT	Verdict
1259.200	-51.13	-1.53	-25.0	26.13	50.00	Vertical	Horizontal	Pass
2565.900	-41.68	6.51	-25.0	16.68	16.00	Vertical	Horizontal	N/A
2689.300	-36.79	5.89	-25.0	11.79	116.00	Vertical	Horizontal	N/A
7257.250	-40.63	14.65	-25.0	15.63	156.00	Vertical	Horizontal	Pass
11903.313	-40.24	13.94	-25.0	15.24	360.00	Vertical	Horizontal	Pass
20273.400	-43.22	12.97	-25.0	18.22	0.00	Vertical	Horizontal	Pass

RSE (RF) _FCC PART2&24&27_LTE B12 & B17 & B26_699-748_30MHz-10GHz_



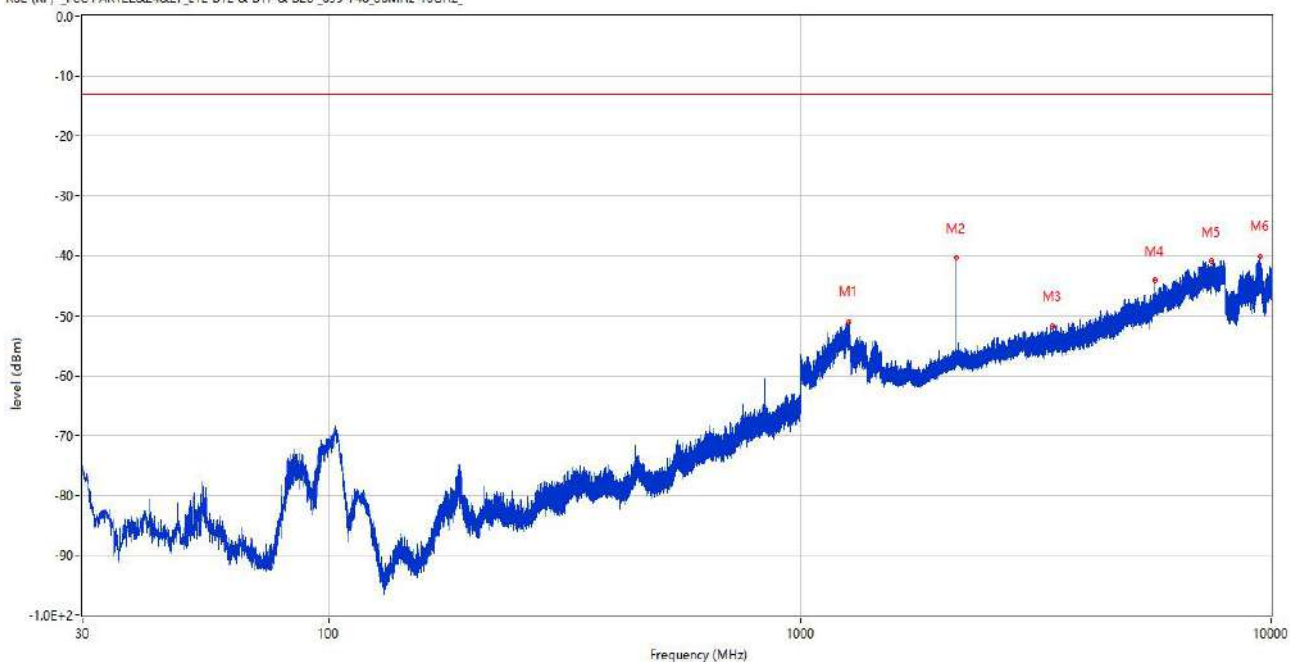
Frequency (MHz)	Result (dBm)	Factor (dB)	Limit (dBm)	Margin (dB)	Table (o)	ANT	EUT	Verdict
1208.300	-54.78	-5.06	-13.0	41.78	110.00	Horizontal	Horizontal	Pass
1431.500	-44.47	-5.24	-13.0	31.47	213.00	Horizontal	Horizontal	Pass
2146.900	-34.70	-2.08	-13.0	21.70	168.00	Horizontal	Horizontal	Pass
4844.750	-46.78	7.87	-13.0	33.78	13.00	Horizontal	Horizontal	Pass
7485.750	-40.14	14.27	-13.0	27.14	298.00	Horizontal	Horizontal	Pass
9468.100	-40.08	13.40	-13.0	27.08	153.00	Horizontal	Horizontal	Pass

RSE (RF) _FCC PART2&24&27_LTE B12 & B17 & B26_699-748_30MHz-10GHz_



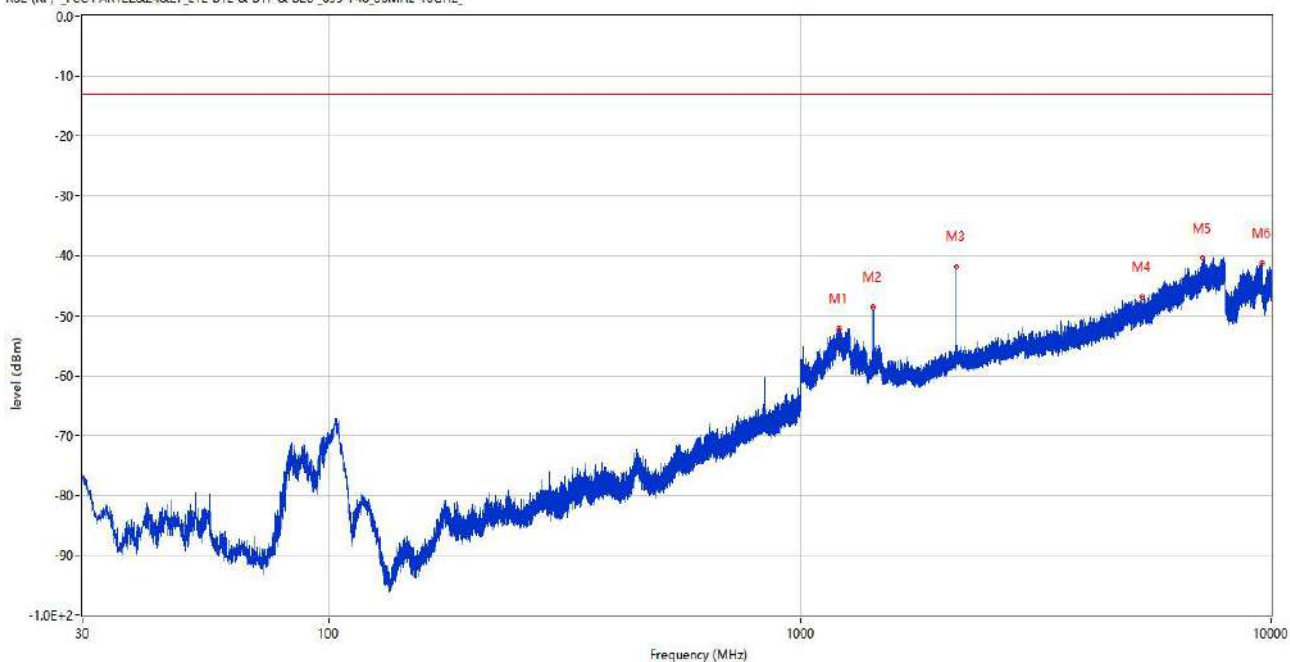
Frequency (MHz)	Result (dBm)	Factor (dB)	Limit (dBm)	Margin (dB)	Table (o)	ANT	EUT	Verdict
1431.700	-52.18	-5.24	-13.0	39.18	199.00	Horizontal	Vertical	Pass
2147.000	-36.11	-2.06	-13.0	23.11	166.00	Horizontal	Vertical	Pass
3482.250	-51.37	4.93	-13.0	38.37	248.00	Horizontal	Vertical	Pass
5852.000	-44.25	10.96	-13.0	31.25	360.00	Horizontal	Vertical	Pass
7954.250	-39.57	14.76	-13.0	26.57	41.00	Horizontal	Vertical	Pass
9444.500	-40.93	13.73	-13.0	27.93	181.00	Horizontal	Vertical	Pass

RSE (RF) _FCC PART2&24&27_LTE B12 & B17 & B26_699-748_30MHz-10GHz_



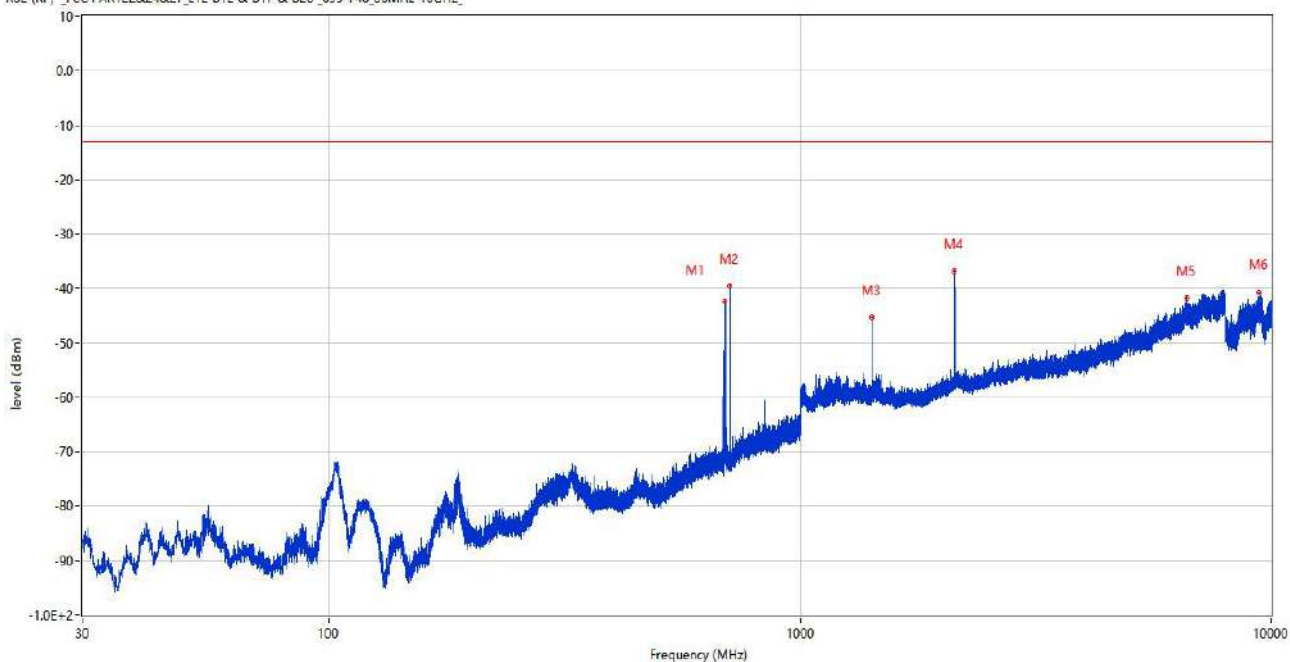
Frequency (MHz)	Result (dBm)	Factor (dB)	Limit (dBm)	Margin (dB)	Table (o)	ANT	EUT	Verdict
1268.300	-50.96	-4.87	-13.0	37.96	214.00	Vertical	Vertical	Pass
2147.000	-40.39	-2.06	-13.0	27.39	21.00	Vertical	Vertical	Pass
3431.250	-51.74	4.31	-13.0	38.74	122.00	Vertical	Vertical	Pass
5672.500	-44.08	9.52	-13.0	31.08	336.00	Vertical	Vertical	Pass
7471.250	-40.88	14.62	-13.0	27.88	360.00	Vertical	Vertical	Pass
9464.500	-40.02	13.47	-13.0	27.02	64.00	Vertical	Vertical	Pass

RSE (RF) _FCC PART2&24&27_LTE B12 & B17 & B26_699-748_30MHz-10GHz_



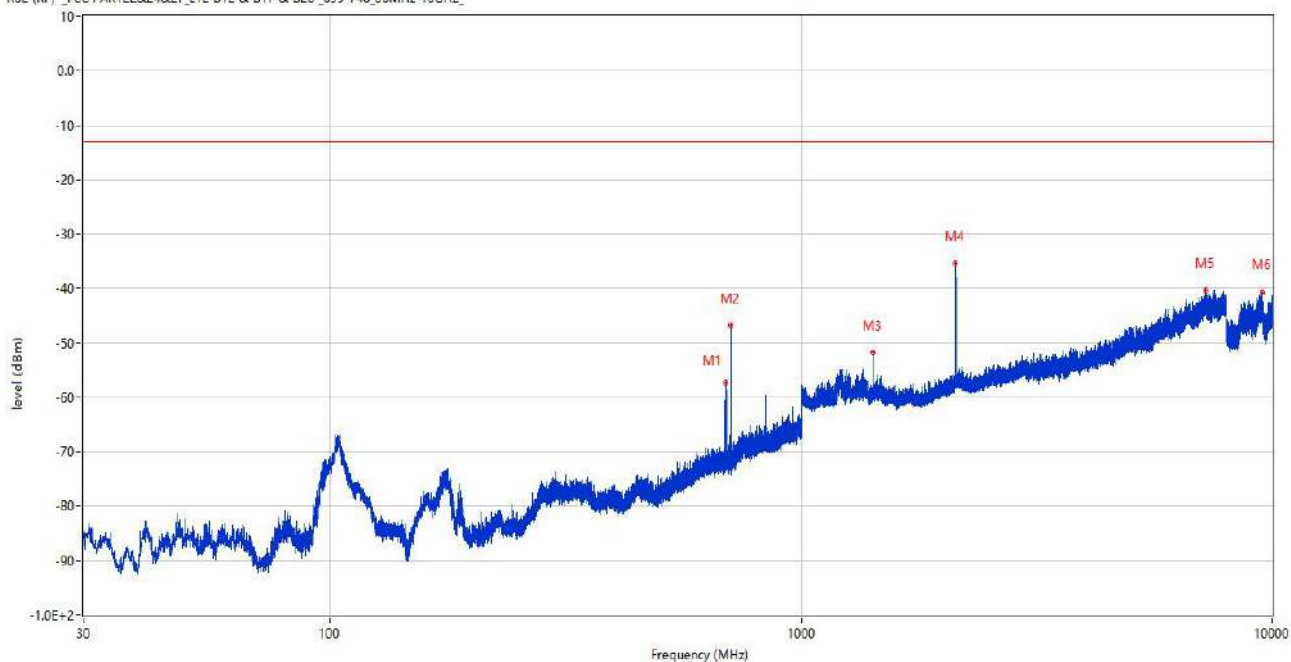
Frequency (MHz)	Result (dBm)	Factor (dB)	Limit (dBm)	Margin (dB)	Table (o)	ANT	EUT	Verdict
1213.600	-52.16	-5.06	-13.0	39.16	191.00	Vertical	Horizontal	Pass
1431.600	-48.60	-5.24	-13.0	35.60	267.00	Vertical	Horizontal	Pass
2147.100	-41.77	-2.05	-13.0	28.77	112.00	Vertical	Horizontal	Pass
5334.000	-46.88	8.33	-13.0	33.88	2.00	Vertical	Horizontal	Pass
7164.250	-40.32	14.37	-13.0	27.32	153.00	Vertical	Horizontal	Pass
9549.500	-41.22	13.31	-13.0	28.22	205.00	Vertical	Horizontal	Pass

RSE (RF) _FCC PART2&24&27_LTE B12 & B17 & B26_699-748_30MHz-10GHz_



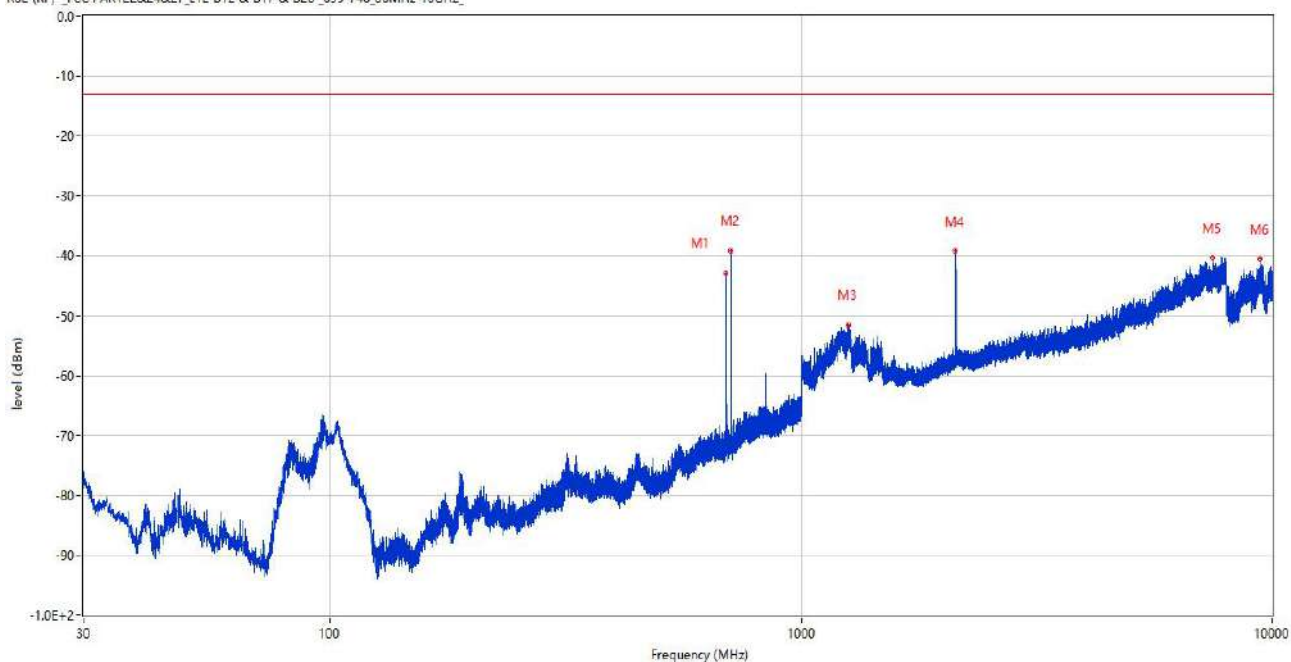
Frequency (MHz)	Result (dBm)	Factor (dB)	Limit (dBm)	Margin (dB)	Table (o)	ANT	EUT	Verdict
694.596	-42.42	1.49	-13.0	29.42	360.00	Horizontal	Horizontal	N/A
710.115	-39.45	1.44	-13.0	26.45	338.00	Horizontal	Horizontal	N/A
1421.000	-45.34	-5.39	-13.0	32.34	210.00	Horizontal	Horizontal	Pass
2131.000	-36.83	-2.52	-13.0	23.83	166.00	Horizontal	Horizontal	Pass
6625.000	-41.78	12.87	-13.0	28.78	331.00	Horizontal	Horizontal	Pass
9457.000	-40.66	13.63	-13.0	27.66	0.00	Horizontal	Horizontal	Pass

RSE (RF) _FCC PART2&24&27_LTE B12 & B17 & B26_699-748_30MHz-10GHz_



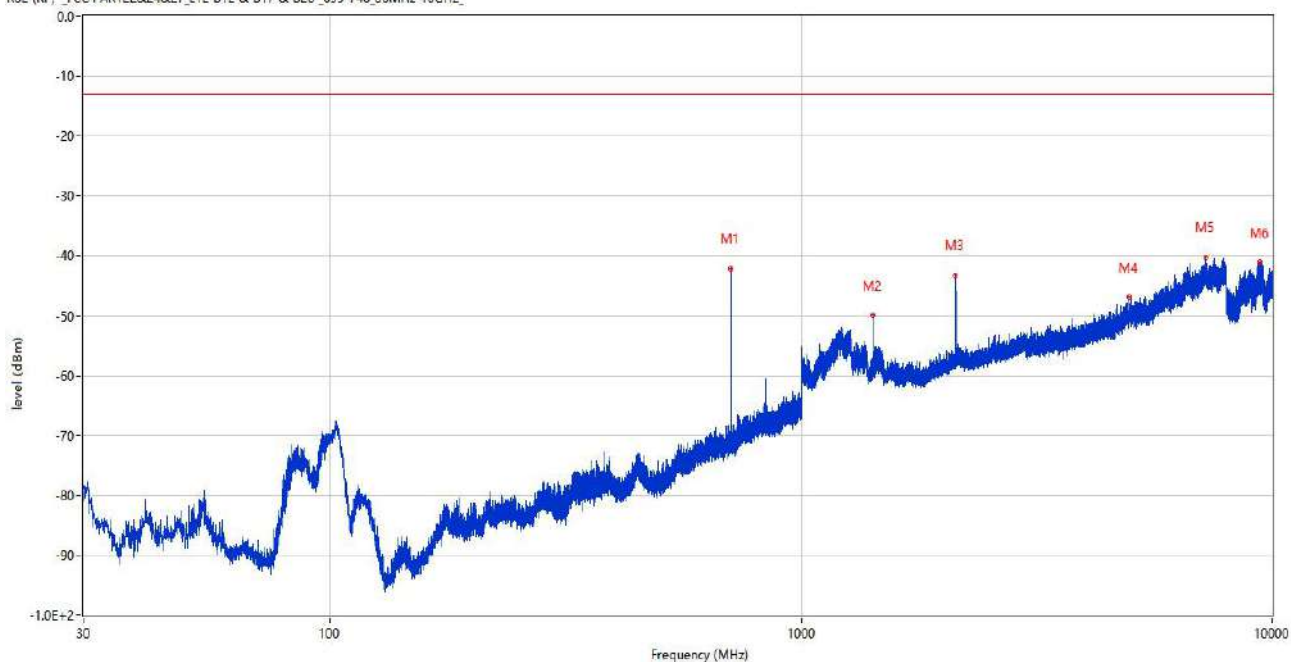
Frequency (MHz)	Result (dBm)	Factor (dB)	Limit (dBm)	Margin (dB)	Table (o)	ANT	EUT	Verdict
692.073	-57.41	0.79	-13.0	44.41	203.00	Horizontal	Vertical	N/A
710.115	-46.73	1.44	-13.0	33.73	136.00	Horizontal	Vertical	N/A
1420.900	-51.68	-5.39	-13.0	38.68	193.00	Horizontal	Vertical	Pass
2131.100	-35.34	-2.52	-13.0	22.34	169.00	Horizontal	Vertical	Pass
7233.750	-40.44	14.78	-13.0	27.44	173.00	Horizontal	Vertical	Pass
9504.000	-40.67	12.77	-13.0	27.67	316.00	Horizontal	Vertical	Pass

RSE (RF) _FCC PART2&24&27_LTE B12 & B17 & B26_699-748_30MHz-10GHz_



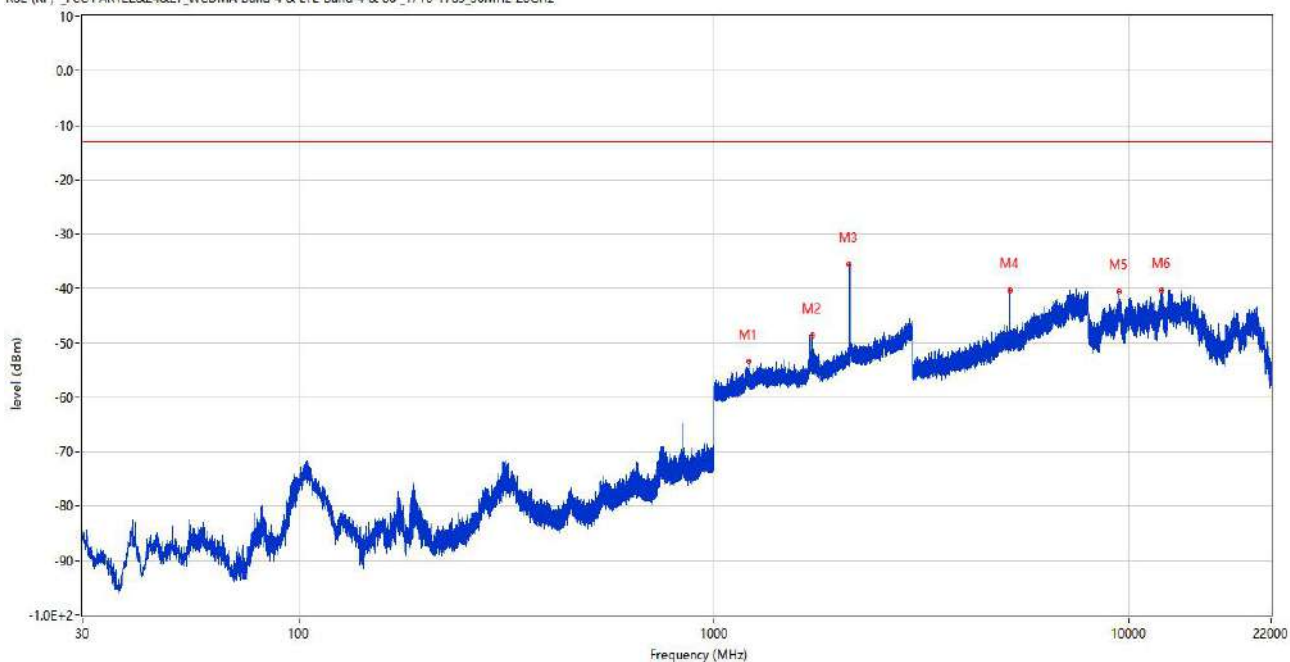
Frequency (MHz)	Result (dBm)	Factor (dB)	Limit (dBm)	Margin (dB)	Table (o)	ANT	EUT	Verdict
694.596	-43.02	1.49	-13.0	30.02	118.00	Vertical	Vertical	N/A
710.115	-39.11	1.44	-13.0	26.11	158.00	Vertical	Vertical	N/A
1258.900	-51.56	-5.07	-13.0	38.56	209.00	Vertical	Vertical	Pass
2131.100	-39.24	-2.52	-13.0	26.24	24.00	Vertical	Vertical	Pass
7483.250	-40.36	14.37	-13.0	27.36	154.00	Vertical	Vertical	Pass
9450.800	-40.53	13.76	-13.0	27.53	176.00	Vertical	Vertical	Pass

RSE (RF) _FCC PART2&24&27_LTE B12 & B17 & B26_699-748_30MHz-10GHz_



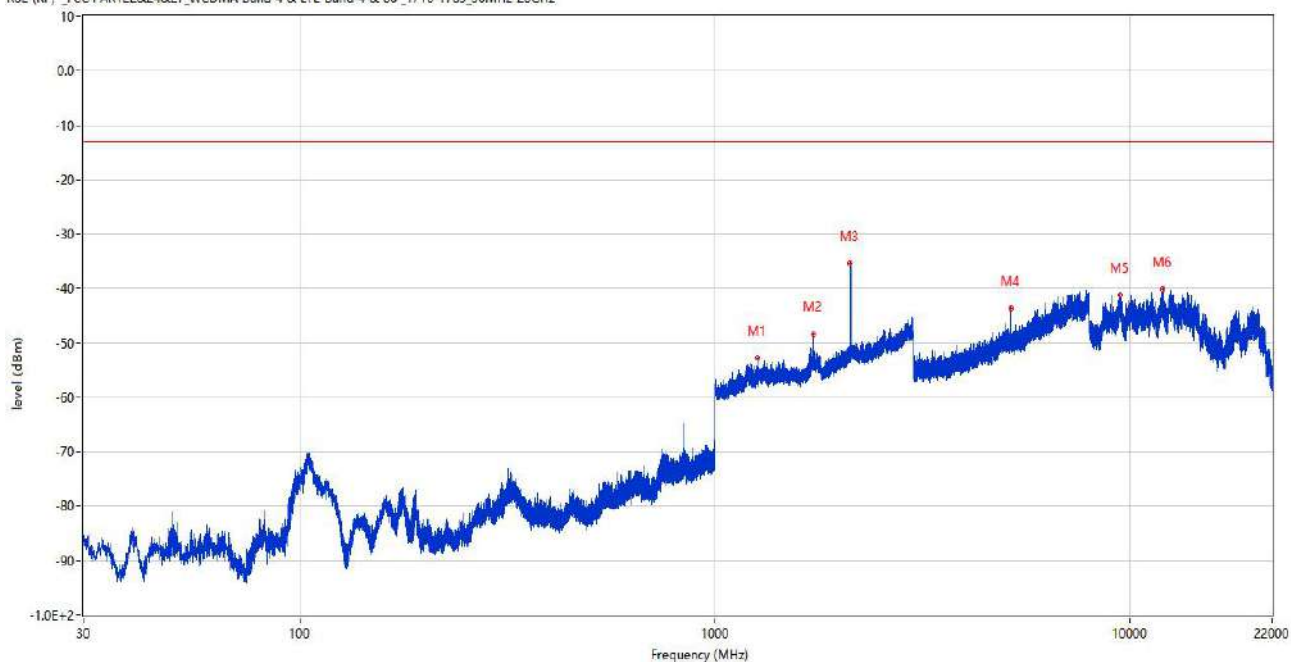
Frequency (MHz)	Result (dBm)	Factor (dB)	Limit (dBm)	Margin (dB)	Table (o)	ANT	EUT	Verdict
710.067	-42.13	1.44	-13.0	29.13	41.00	Vertical	Horizontal	N/A
1420.900	-49.89	-5.39	-13.0	36.89	270.00	Vertical	Horizontal	Pass
2131.100	-43.32	-2.52	-13.0	30.32	76.00	Vertical	Horizontal	Pass
4979.000	-46.95	9.39	-13.0	33.95	328.00	Vertical	Horizontal	Pass
7235.500	-40.27	14.78	-13.0	27.27	275.00	Vertical	Horizontal	Pass
9450.299	-41.14	13.77	-13.0	28.14	360.00	Vertical	Horizontal	Pass

RSE (RF) _FCC PART2&24&27_WCDMA Band 4 & LTE Band 4 & 66 _1710-1785_30MHz-20GHz



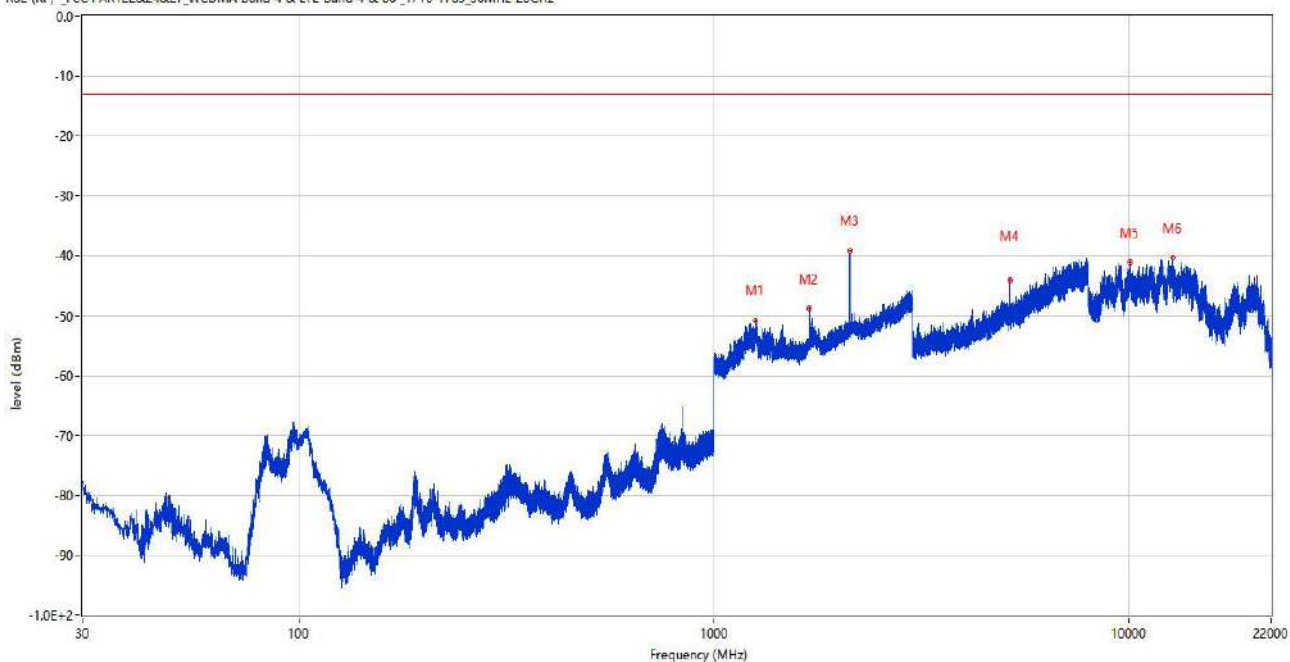
Frequency (MHz)	Result (dBm)	Factor (dB)	Limit (dBm)	Margin (dB)	Table (o)	ANT	EUT	Verdict
1211.300	-53.32	-1.75	-13.0	40.32	113.00	Horizontal	Horizontal	Pass
1720.800	-48.57	1.23	-13.0	35.57	113.00	Horizontal	Horizontal	N/A
2118.800	-35.57	2.43	-13.0	22.57	287.00	Horizontal	Horizontal	N/A
5161.000	-40.31	9.08	-13.0	27.31	229.00	Horizontal	Horizontal	Pass
9453.975	-40.54	13.70	-13.0	27.54	199.00	Horizontal	Horizontal	Pass
12010.424	-40.32	13.80	-13.0	27.32	360.00	Horizontal	Horizontal	Pass

RSE (RF) _FCC PART2&24&27_WCDMA Band 4 & LTE Band 4 & 66 _1710-1785_30MHz-20GHz



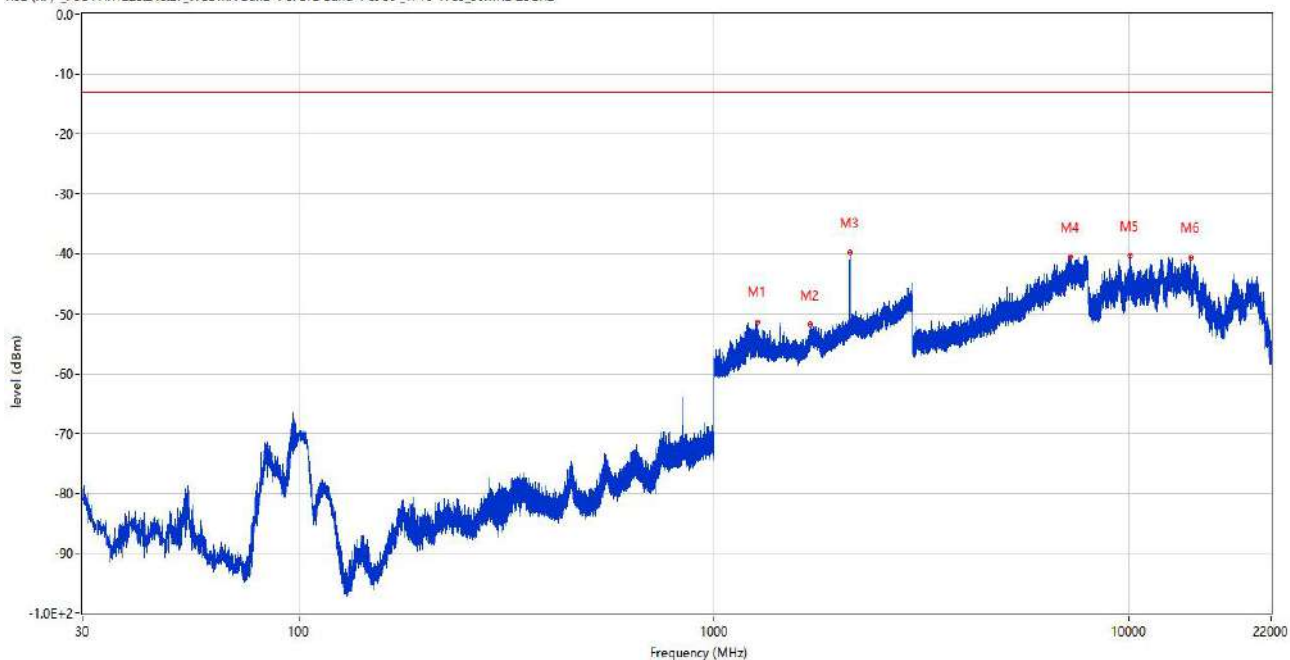
Frequency (MHz)	Result (dBm)	Factor (dB)	Limit (dBm)	Margin (dB)	Table (o)	ANT	EUT	Verdict
1264.600	-52.81	-1.55	-13.0	39.81	180.00	Horizontal	Vertical	Pass
1720.700	-48.34	1.23	-13.0	35.34	360.00	Horizontal	Vertical	N/A
2119.200	-35.33	2.41	-13.0	22.33	240.00	Horizontal	Vertical	N/A
5160.750	-43.63	9.08	-13.0	30.63	328.00	Horizontal	Vertical	Pass
9449.463	-41.19	13.78	-13.0	28.19	64.00	Horizontal	Vertical	Pass
11986.201	-40.17	14.02	-13.0	27.17	208.00	Horizontal	Vertical	Pass

RSE (RF) _FCC PART2&24&27_WCDMA Band 4 & LTE Band 4 & 66 _1710-1785_30MHz-20GHz



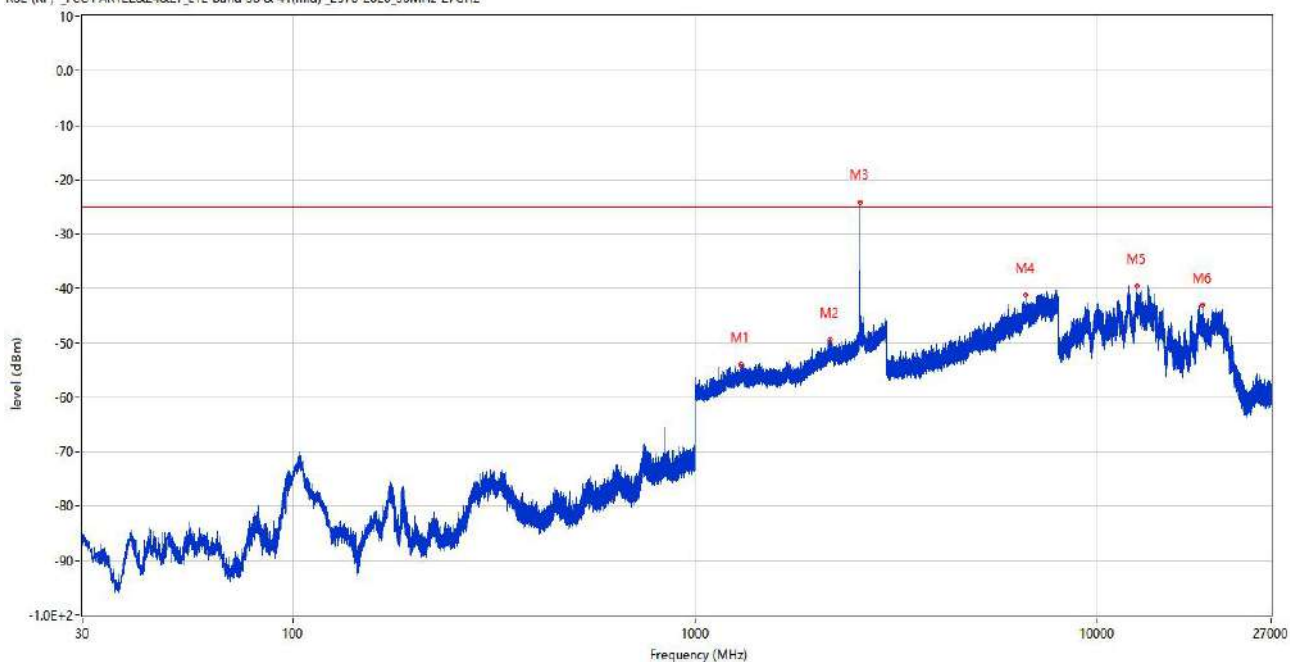
Frequency (MHz)	Result (dBm)	Factor (dB)	Limit (dBm)	Margin (dB)	Table (o)	ANT	EUT	Verdict
1256.700	-50.79	-1.65	-13.0	37.79	200.00	Vertical	Vertical	Pass
1699.700	-48.85	1.41	-13.0	35.85	108.00	Vertical	Vertical	N/A
2123.400	-39.18	2.38	-13.0	26.18	112.00	Vertical	Vertical	N/A
5160.500	-44.05	9.08	-13.0	31.05	217.00	Vertical	Vertical	Pass
10072.901	-41.12	13.43	-13.0	28.12	360.00	Vertical	Vertical	Pass
12722.450	-40.31	14.83	-13.0	27.31	230.00	Vertical	Vertical	Pass

RSE (RF) _FCC PART2&24&27_WCDMA Band 4 & LTE Band 4 & 66 _1710-1785_30MHz-20GHz



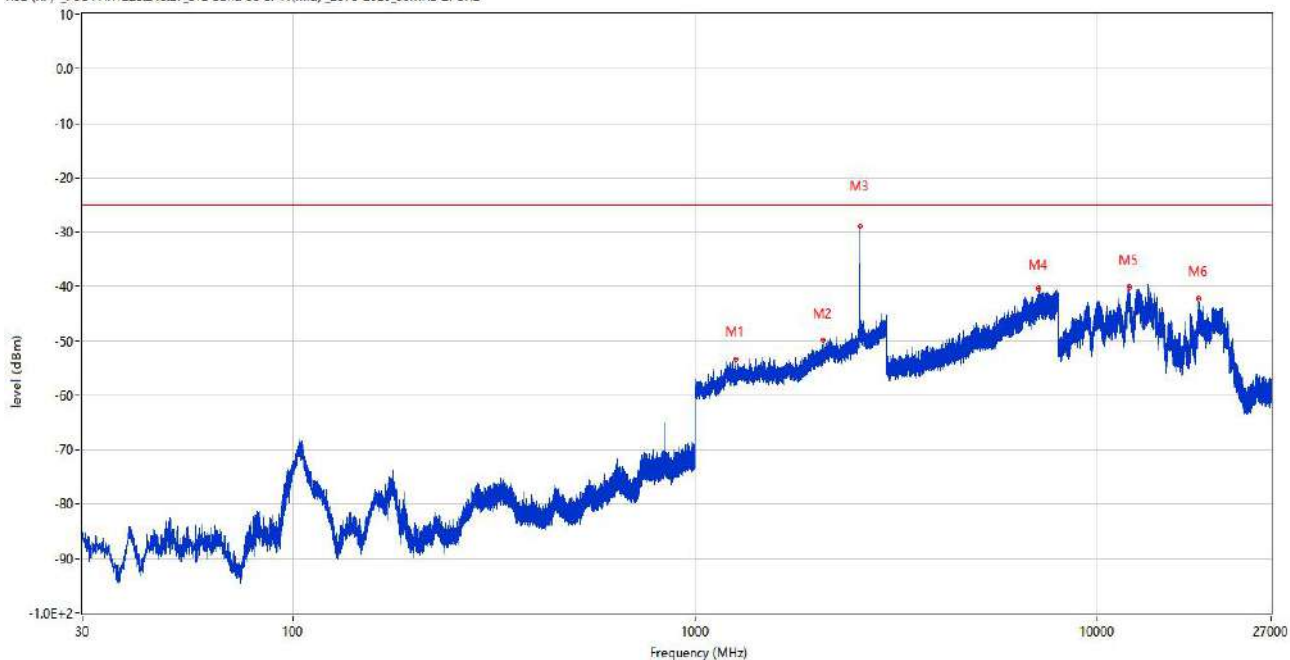
Frequency (MHz)	Result (dBm)	Factor (dB)	Limit (dBm)	Margin (dB)	Table (o)	ANT	EUT	Verdict
1274.700	-51.42	-1.32	-13.0	38.42	19.00	Vertical	Horizontal	Pass
1701.500	-51.88	1.40	-13.0	38.88	360.00	Vertical	Horizontal	N/A
2121.000	-39.80	2.41	-13.0	26.80	286.00	Vertical	Horizontal	N/A
7230.250	-40.57	14.61	-13.0	27.57	251.00	Vertical	Horizontal	Pass
10056.275	-40.32	13.97	-13.0	27.32	294.00	Vertical	Horizontal	Pass
14043.150	-40.62	17.22	-13.0	27.62	332.00	Vertical	Horizontal	Pass

RSE (RF) _FCC PART2&24&27_LTE Band 38 & 41(mid)_2570-2620_30MHz-27GHz



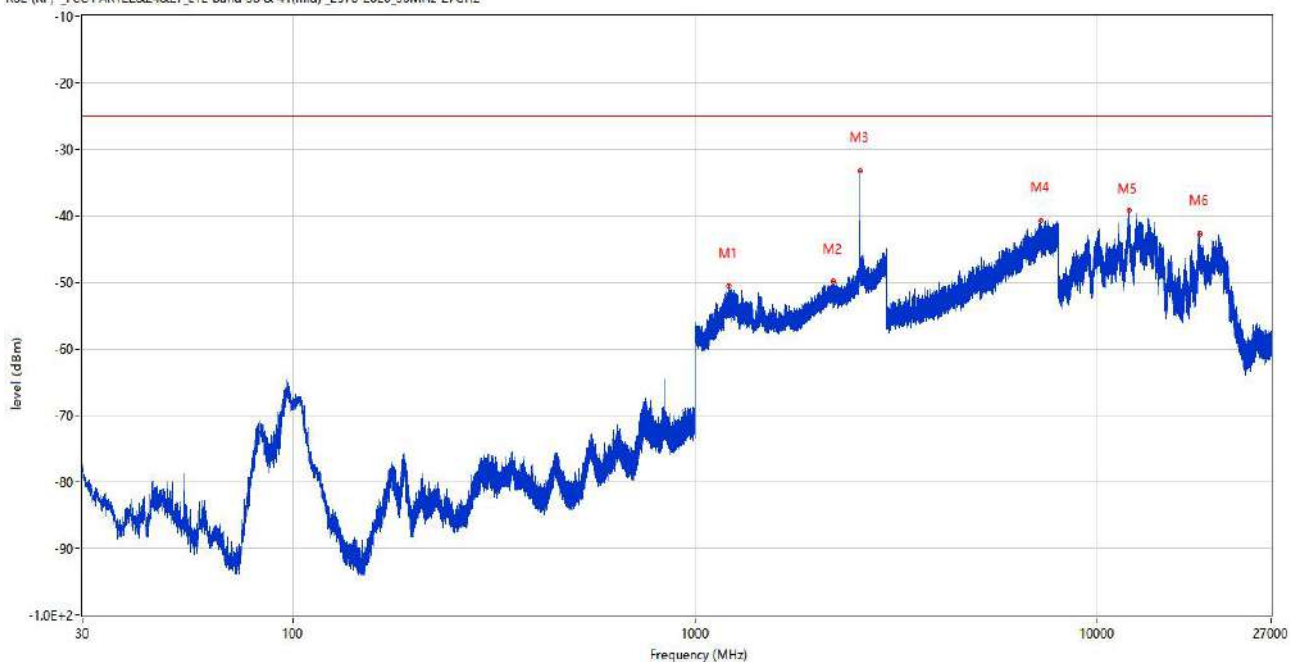
Frequency (MHz)	Result (dBm)	Factor (dB)	Limit (dBm)	Margin (dB)	Table (o)	ANT	EUT	Verdict
1301.300	-54.01	-0.91	-25.0	29.01	50.00	Horizontal	Horizontal	Pass
2162.800	-49.49	3.10	-25.0	24.49	320.00	Horizontal	Horizontal	Pass
2564.300	-24.08	7.53	-25.0	-0.92	158.00	Horizontal	Horizontal	N/A
6633.000	-41.18	12.71	-25.0	16.18	195.00	Horizontal	Horizontal	Pass
12507.987	-39.45	14.59	-25.0	14.45	55.00	Horizontal	Horizontal	Pass
18250.199	-43.07	12.86	-25.0	18.07	0.00	Horizontal	Horizontal	Pass

RSE (RF) _FCC PART2&24&27_LTE Band 38 & 41(mid)_2570-2620_30MHz-27GHz



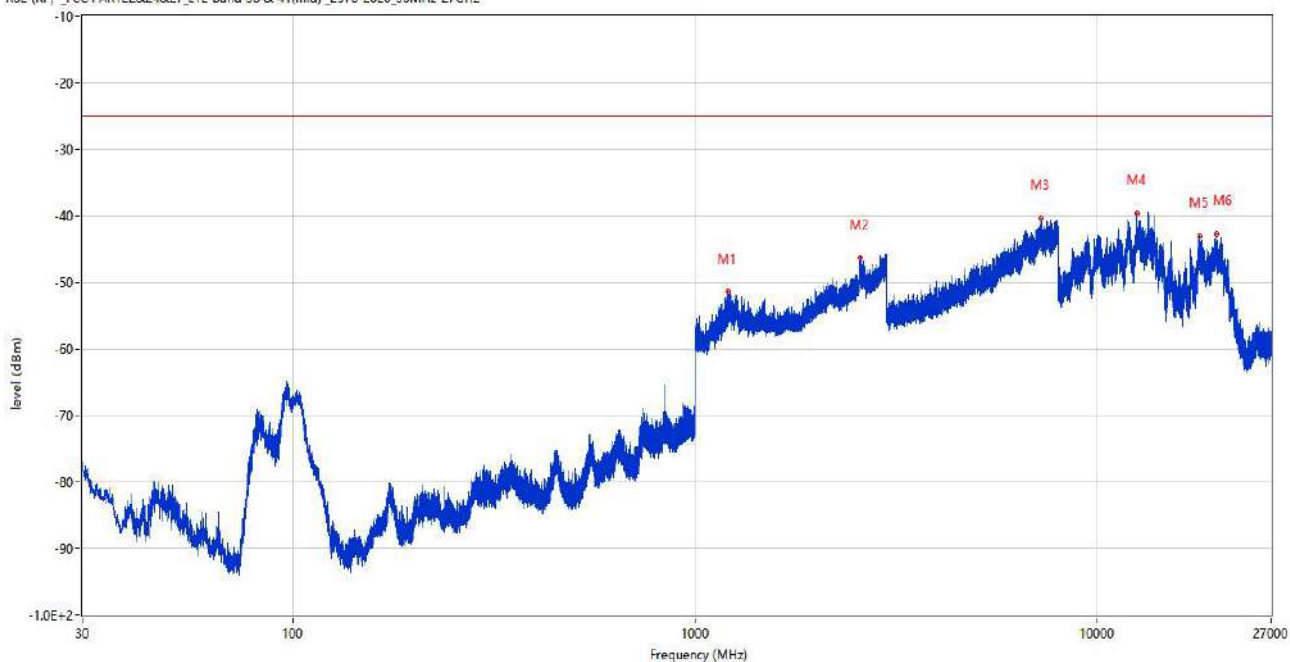
Frequency (MHz)	Result (dBm)	Factor (dB)	Limit (dBm)	Margin (dB)	Table (o)	ANT	EUT	Verdict
1258.700	-53.31	-1.53	-25.0	28.31	285.00	Horizontal	Vertical	Pass
2078.300	-49.86	2.36	-25.0	24.86	193.00	Horizontal	Vertical	Pass
2565.300	-28.96	7.52	-25.0	3.96	170.00	Horizontal	Vertical	N/A
7143.000	-40.33	14.20	-25.0	15.33	163.00	Horizontal	Vertical	Pass
11952.000	-40.11	14.00	-25.0	15.11	30.00	Horizontal	Vertical	Pass
17803.387	-42.19	13.11	-25.0	17.19	46.00	Horizontal	Vertical	Pass

RSE (RF) _FCC PART2&24&27_LTE Band 38 & 41(mid)_2570-2620_30MHz-27GHz



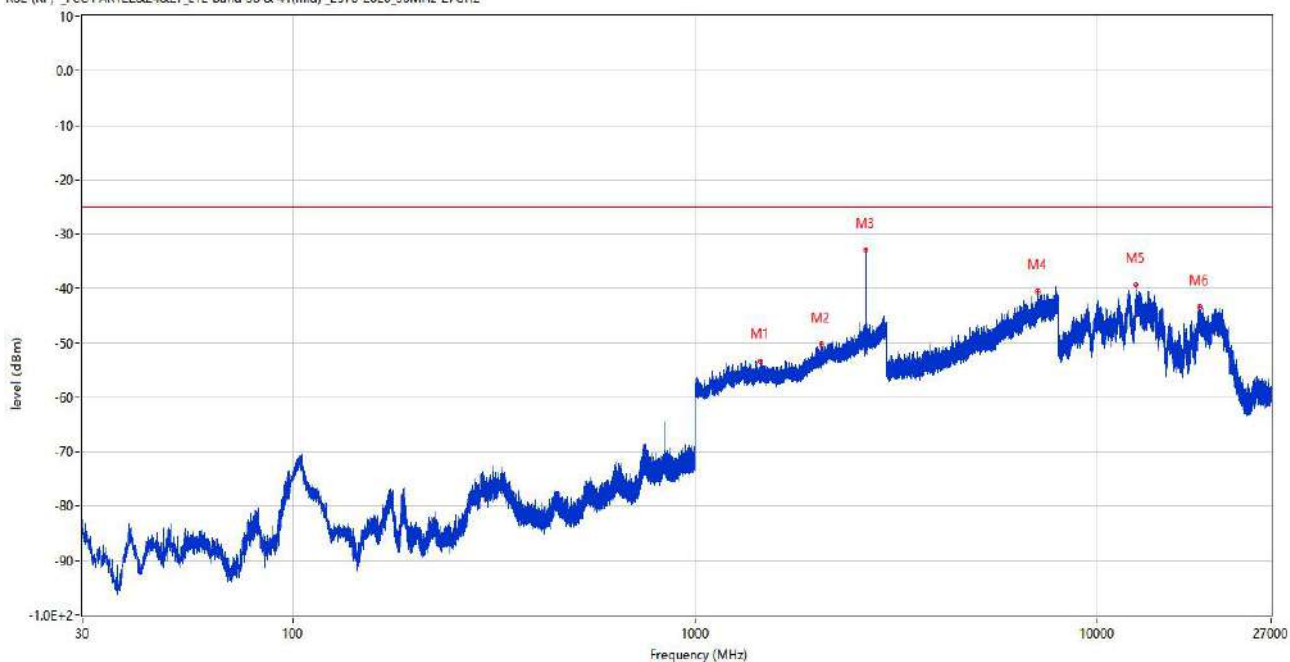
Frequency (MHz)	Result (dBm)	Factor (dB)	Limit (dBm)	Margin (dB)	Table (o)	ANT	EUT	Verdict
1209.700	-50.57	-1.59	-25.0	25.57	72.00	Vertical	Vertical	Pass
2199.500	-49.84	2.84	-25.0	24.84	335.00	Vertical	Vertical	Pass
2564.600	-33.17	7.53	-25.0	8.17	335.00	Vertical	Vertical	N/A
7223.750	-40.61	14.22	-25.0	15.61	72.00	Vertical	Vertical	Pass
11983.825	-39.13	13.88	-25.0	14.13	198.00	Vertical	Vertical	Pass
17925.974	-42.67	13.51	-25.0	17.67	346.00	Vertical	Vertical	Pass

RSE (RF) _FCC PART2&24&27_LTE Band 38 & 41(mid)_2570-2620_30MHz-27GHz



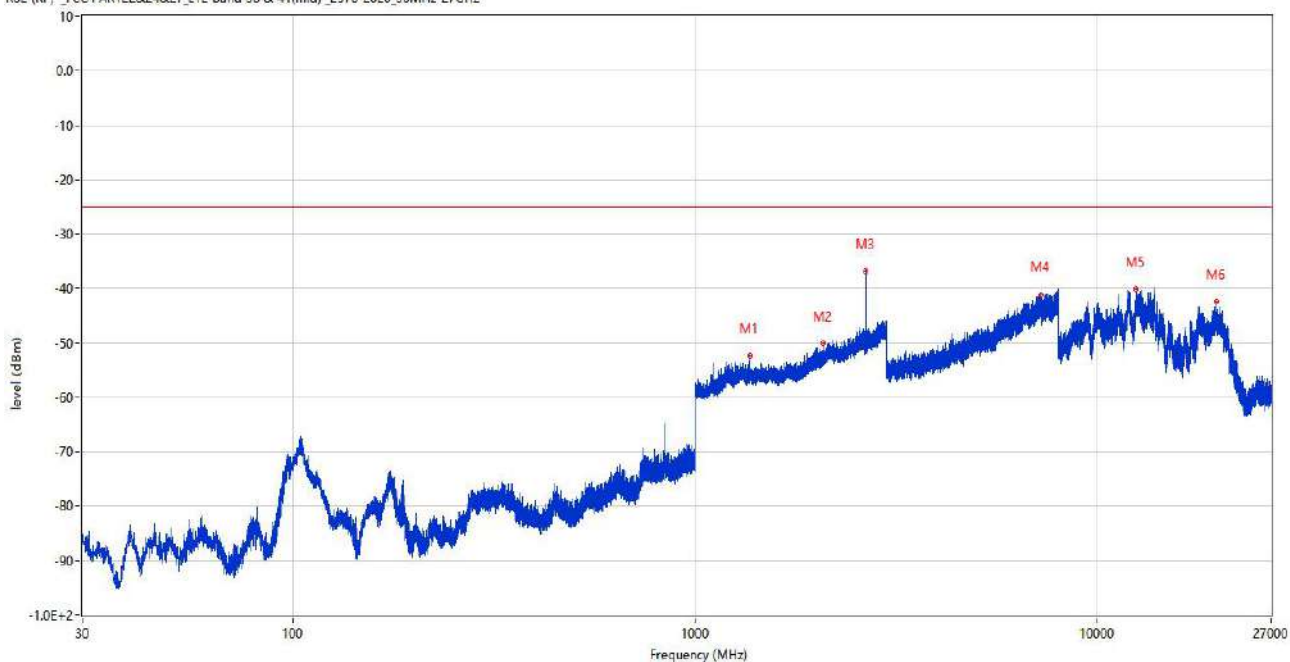
Frequency (MHz)	Result (dBm)	Factor (dB)	Limit (dBm)	Margin (dB)	Table (o)	ANT	EUT	Verdict
1203.200	-51.41	-1.52	-25.0	26.41	85.00	Vertical	Horizontal	Pass
2564.000	-46.30	7.53	-25.0	21.30	76.00	Vertical	Horizontal	N/A
7234.500	-40.30	14.79	-25.0	15.30	1.00	Vertical	Horizontal	Pass
12503.474	-39.62	14.66	-25.0	14.62	262.00	Vertical	Horizontal	Pass
17949.864	-42.98	14.09	-25.0	17.98	294.00	Vertical	Horizontal	Pass
19714.949	-42.78	12.94	-25.0	17.78	292.00	Vertical	Horizontal	Pass

RSE (RF) _FCC PART2&24&27_LTE Band 38 & 41(mid)_2570-2620_30MHz-27GHz



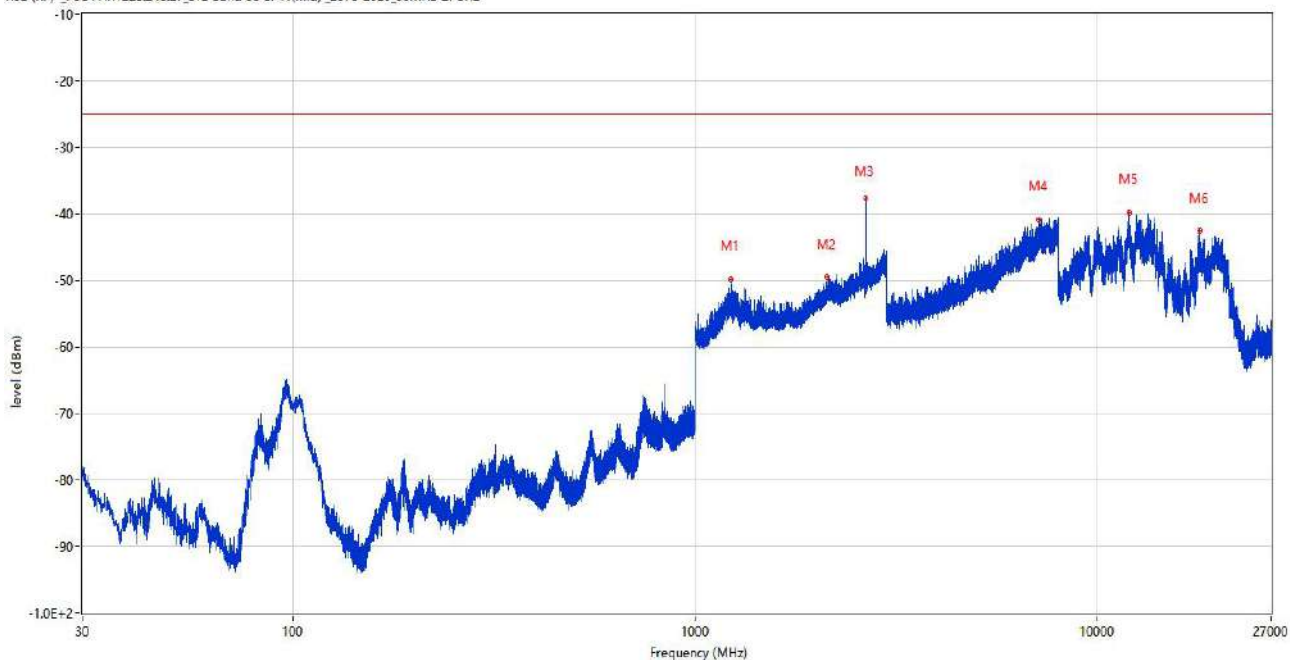
Frequency (MHz)	Result (dBm)	Factor (dB)	Limit (dBm)	Margin (dB)	Table (o)	ANT	EUT	Verdict
1453.200	-53.29	-1.29	-25.0	28.29	71.00	Horizontal	Horizontal	Pass
2061.000	-50.32	1.59	-25.0	25.32	264.00	Horizontal	Horizontal	Pass
2650.900	-32.79	6.53	-25.0	7.79	175.00	Horizontal	Horizontal	N/A
7082.250	-40.62	13.69	-25.0	15.62	97.00	Horizontal	Horizontal	Pass
12497.537	-39.23	14.70	-25.0	14.23	63.00	Horizontal	Horizontal	Pass
17955.899	-43.51	13.94	-25.0	18.51	40.00	Horizontal	Horizontal	Pass

RSE (RF) _FCC PART2&24&27_LTE Band 38 & 41(mid) _2570-2620_30MHz-27GHz



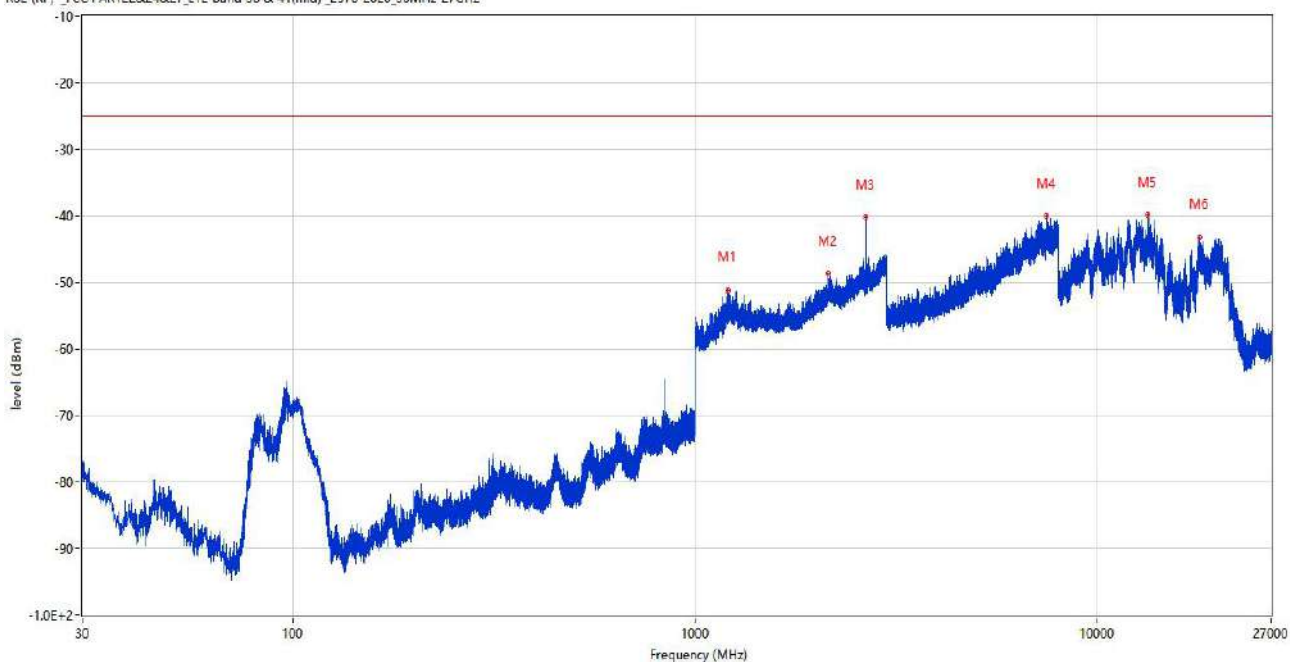
Frequency (MHz)	Result (dBm)	Factor (dB)	Limit (dBm)	Margin (dB)	Table (o)	ANT	EUT	Verdict
1367.900	-52.43	-1.67	-25.0	27.43	310.00	Horizontal	Vertical	Pass
2083.500	-50.12	2.46	-25.0	25.12	342.00	Horizontal	Vertical	Pass
2650.800	-36.83	6.53	-25.0	11.83	118.00	Horizontal	Vertical	N/A
7239.500	-41.09	14.99	-25.0	16.09	1.00	Horizontal	Vertical	Pass
12489.224	-40.23	14.62	-25.0	15.23	8.00	Horizontal	Vertical	Pass
19739.251	-42.44	12.94	-25.0	17.44	0.00	Horizontal	Vertical	Pass

RSE (RF) _FCC PART2&24&27_LTE Band 38 & 41(mid)_2570-2620_30MHz-27GHz



Frequency (MHz)	Result (dBm)	Factor (dB)	Limit (dBm)	Margin (dB)	Table (o)	ANT	EUT	Verdict
1227.000	-49.80	-1.95	-25.0	24.80	199.00	Vertical	Vertical	Pass
2128.900	-49.56	2.85	-25.0	24.56	345.00	Vertical	Vertical	Pass
2650.800	-37.56	6.53	-25.0	12.56	261.00	Vertical	Vertical	N/A
7147.500	-40.83	14.32	-25.0	15.83	211.00	Vertical	Vertical	Pass
11999.974	-39.81	13.82	-25.0	14.81	63.00	Vertical	Vertical	Pass
17955.375	-42.61	13.96	-25.0	17.61	115.00	Vertical	Vertical	Pass

RSE (RF) _FCC PART2&24&27_LTE Band 38 & 41(mid)_2570-2620_30MHz-27GHz



Frequency (MHz)	Result (dBm)	Factor (dB)	Limit (dBm)	Margin (dB)	Table (o)	ANT	EUT	Verdict
1209.000	-51.17	-1.58	-25.0	26.17	198.00	Vertical	Horizontal	Pass
2135.700	-48.72	2.88	-25.0	23.72	207.00	Vertical	Horizontal	Pass
2650.900	-40.22	6.53	-25.0	15.22	131.00	Vertical	Horizontal	N/A
7476.000	-40.03	14.63	-25.0	15.03	210.00	Vertical	Horizontal	Pass
13376.850	-39.88	16.79	-25.0	14.88	19.00	Vertical	Horizontal	Pass
17904.714	-43.21	13.00	-25.0	18.21	154.00	Vertical	Horizontal	Pass

--BLANK BELOW--