

Feature

- ※ High gain
- ※ Omani-directional
- ※ Wide bandwidth

Application

※GSM850/900/DCS/PCS/WCDMA B1/B2/B4/B5/B8

LTE B1/B2/B3/B4/B5/B7/B8/B12/B17/B20/B28/B38/B40/B41/B66

Name and address of the antenna manufacturer	Model number of the antenna
<p>Sunnyway Technology (China) Co.,Ltd. Shanghai HQ :1F,Building 4,No.99,Lane 215,GaoGuang Road,QingPu District,Shanghai,China</p>	<p>SYC-KJ6-ANT0-XX-XX SYC-KJ6-ANT1-XX-XX SYC-KJ6-ANT2-XX-XX SYC-KJ6-ANT12-XX-XX SYC-KJ6-ANT13-XX-XX SYC-KJ6-ANT14-XX-XX</p> <p>(XX:Version-Date)</p>

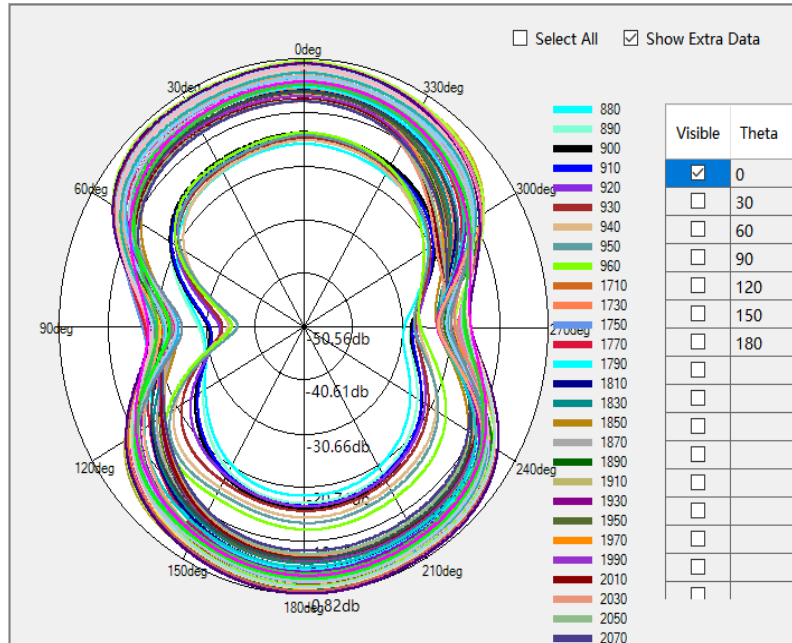
TYPE	
Transmitter Frequency	GSM 850/WCDMA B5/LTE B5 : 824-849MHz
	GSM 900/WCDMA B8/LTE B8 : 880-915 MHz

		DCS /WCDMA B4/LTE B3/B4/B66 : 1710-1785 MHz	
		PCS/WCDMA B2/LTE B2 : 1850-1910MHz	
		WCDMA B1/LTE B1 : 1920-1980MHz	
		LTE B7 : 2500-2570MHz	
		LTE B40 : 2300-2400MHz	
		LTE B38/B41 : 2535-2655MHz	
		LTE B20 : 832-862MHz	
		LTE B12/B17/B28 : 699-748MHz	
Receiver Frequency		GSM 850/WCDMA B5/LTE B5 : 869-894 MHz	
		GSM 900/WCDMA B8/LTE B8 : 925-960 MHz	
		DCS/LTE B3 : 1805-1880 MHz	
		WCDMA 4/LTE B4/B66 : 2110-2180 MHz	
		PCS/WCDMA B2/LTE B2 : 1930-1990MHz	
		WCDMA B1/LTE B1 : 2110-2170MHz	
		LTE B7 : 2620-2690MHz	
		LTE B40 : 2300-2400MHz	
		LTE B38/B41 : 2535-2655MHz	
		LTE B20 : 791-821MHz	
		LTE B28 : 758-803MHz	
		LTE B12/B17 : 730-746MHz	
RF-Output Power (E.I.R.P)		GSM850/900: 32+/-2dBm	
		DCS/PCS: 30+/-2dBm	
		LTEB1/B2/B3/B4/B5/B7/B8/B12/B17/B20/B28/B38/B40/B41/B66: 23+/-2dBm	
		WCDMA B1/B2/B4/B5/ B8: 23+/-2dBm	
Antenna Gain		GSM 850/WCDMA B5/LTE B5:-7.11dBi	
		GSM 900/WCDMA B8/LTE B8:-6.28dBi	
		DCS /WCDMA B4/LTE B3/B4/B66:-3.70dBi	
		PCS/WCDMA B2/LTE B2:-4.61dBi	
		WCDMA B1/LTE B1:-3.04dBi	
		LTE B7/B38/B41:-3.05dBi	
		LTE B20:-6.96dBi	
		LTE B12/B17/B28:-6.16dBi	
		LTE B40:-0.82dBi	
		ANT1	B1/B3 :-8.61dBi
			B40 :-8.95dBi
ANT2	GSM 850/WCDMA B5/LTE B5:-4.00dBi		

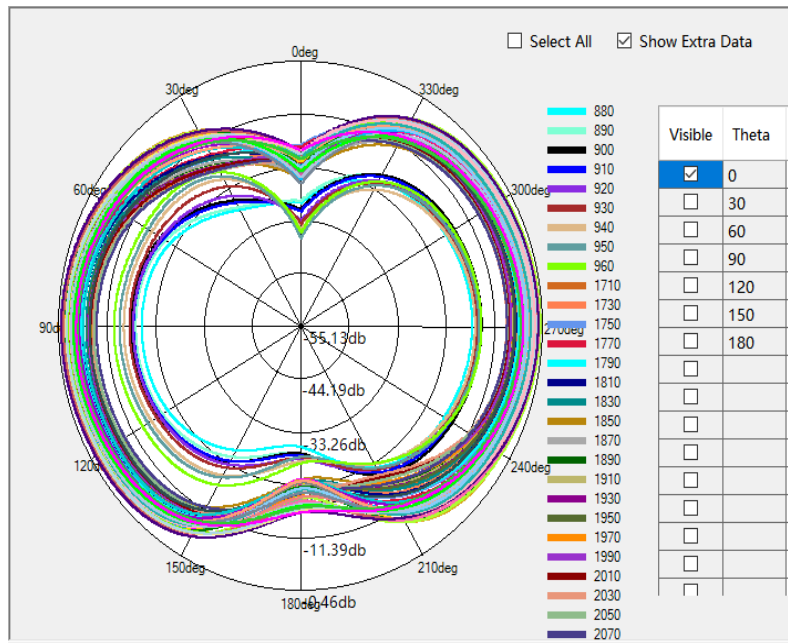
		GSM 900/WCDMA B8/LTE B8:-4.10dBi
		DCS /WCDMA B4/LTE B3/B4/B66:-2.12dBi
		PCS/WCDMA B2/LTE B2:-2.29dBi
		WCDMA B1/LTE B1:-1.84dBi
		LTE B7/B38/B41:-1.25dBi
		LTE B20:-5.39dBi
		LTE B12/B17/B28:-7.15dBi
		LTE B40:-1.23dBi
	ANT12	WIFI 2.4G/BT:-2.50dBi 5G:-5.07dBi
	ANT13	GPS(L1):-2.86dBi
ANT14	WIFI 2.4G:-4.70dBi	
Type of Modulation		

※ Antenna Gain

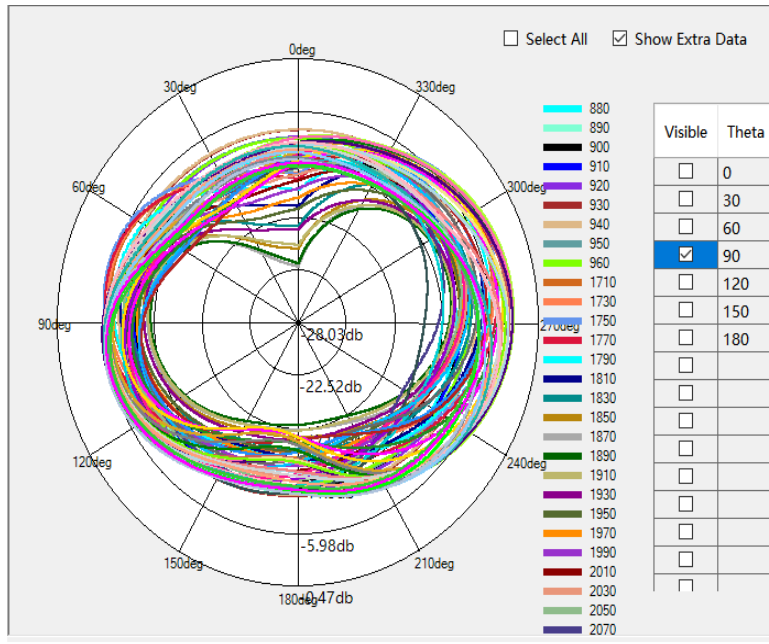
ANT0



G900/G1800/B3/B7/B8/B38/B40/B41/W8 Phi=0deg



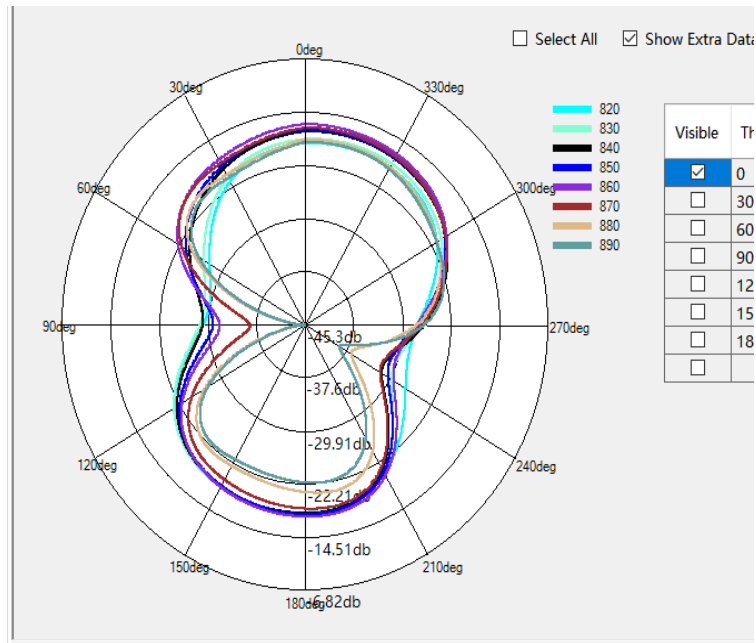
G900/G1800/B3/B7/B8/B38/B40/B41/W8 Phi=90deg



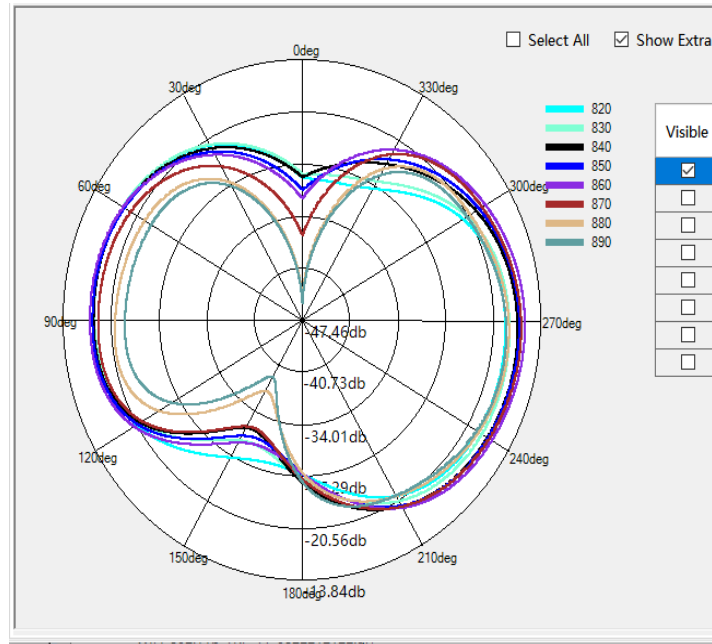
G900/G1800/B3/B7/B8/B38/B40/B41/W8 Theta=90deg

※ Antenna Gain

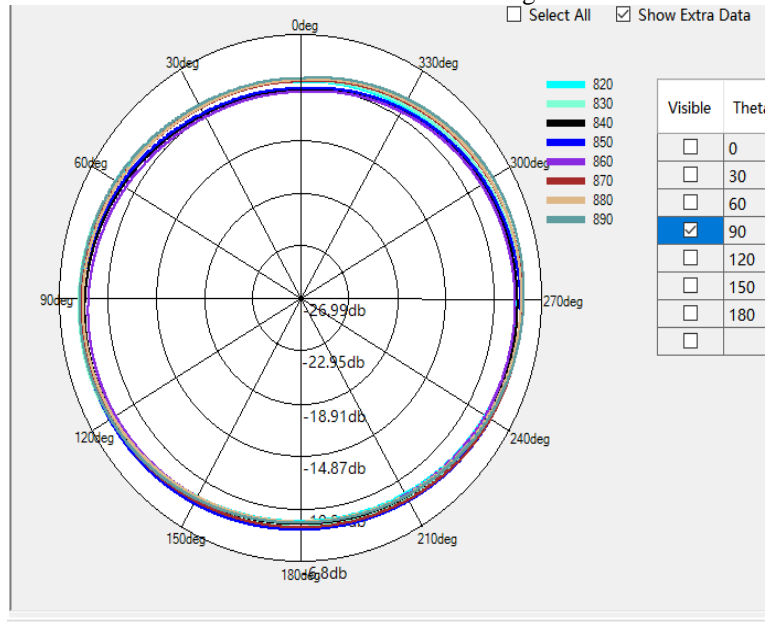
ANTO



G850/B5/W5 Phi=0deg



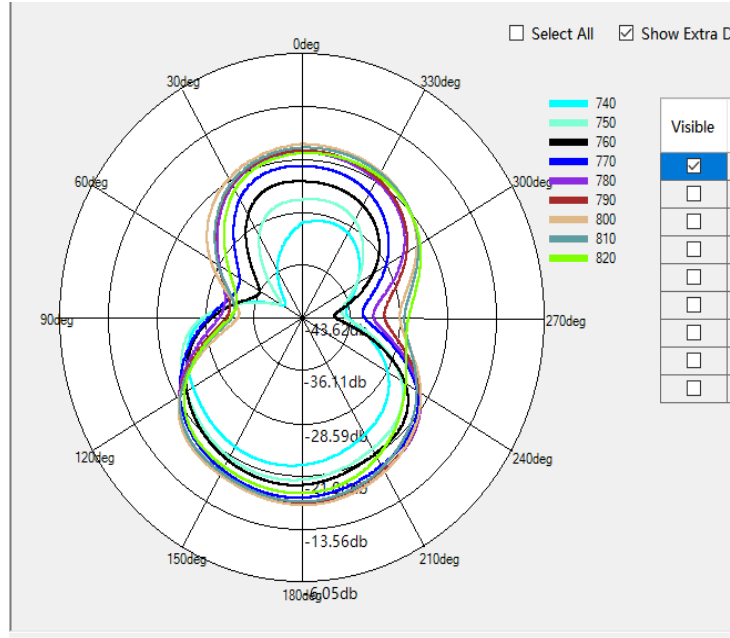
G850/B5/W5 Phi=90deg



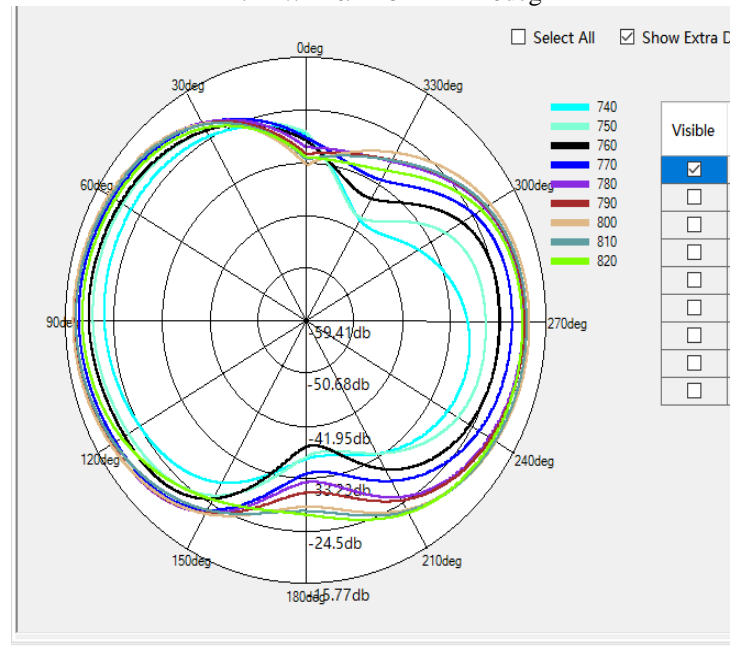
G850/B5/W5 Theta=90deg

※ Antenna Gain

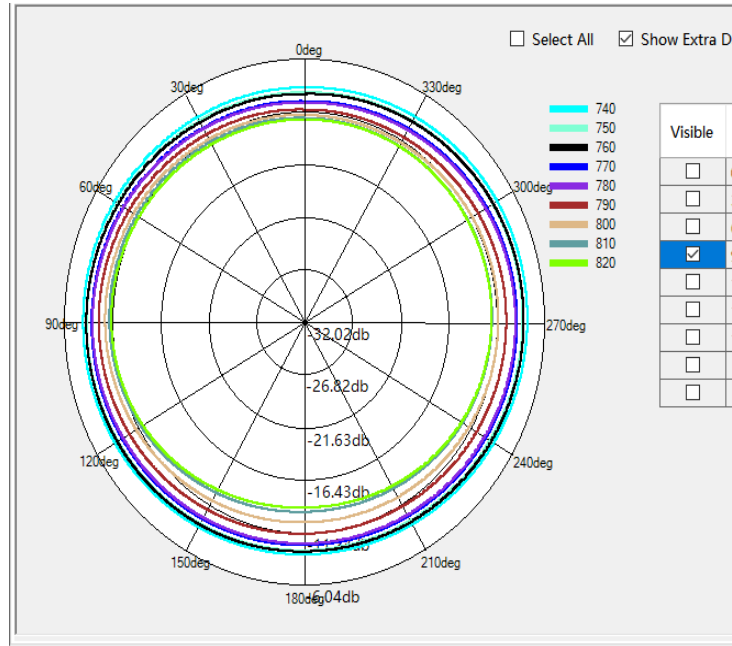
ANT0



B12/B17/B20/B28 $\Phi=0^\circ$



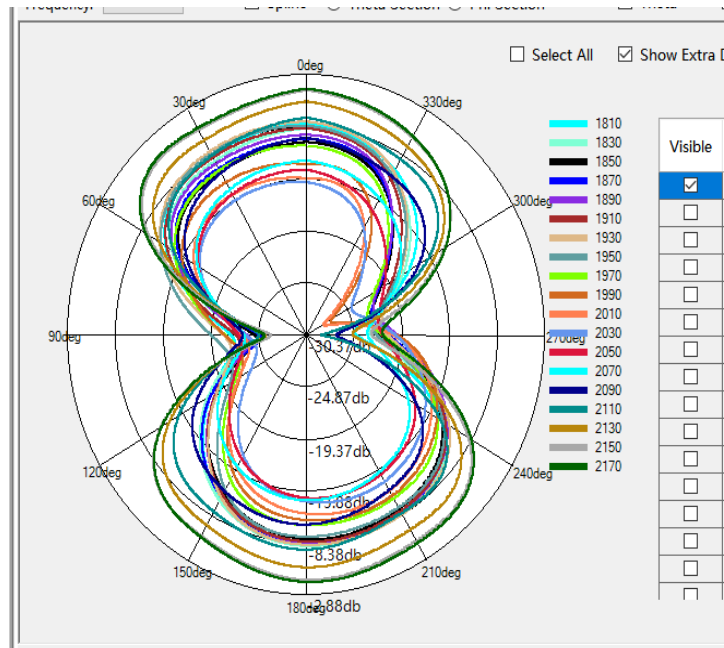
B12/B17/B20/B28 $\Phi=90^\circ$



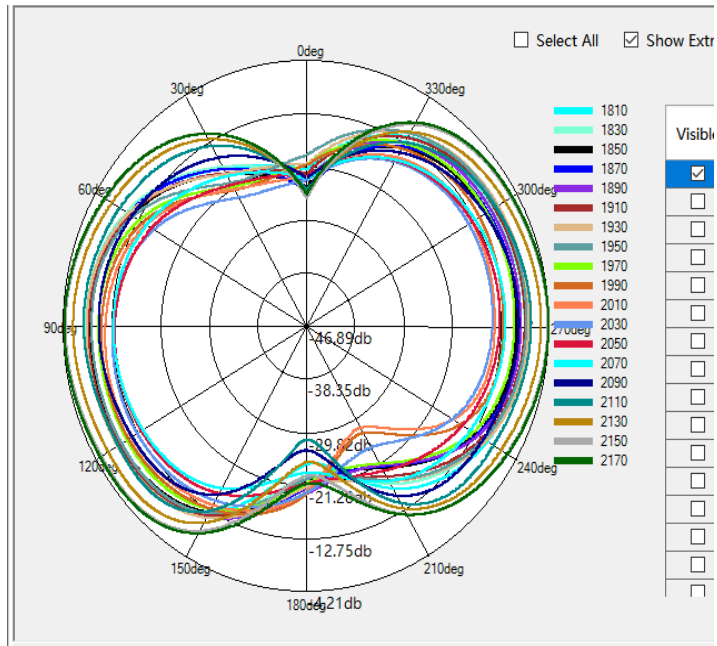
B12/B17/B20/B28 Theta=90deg

※ Antenna Gain

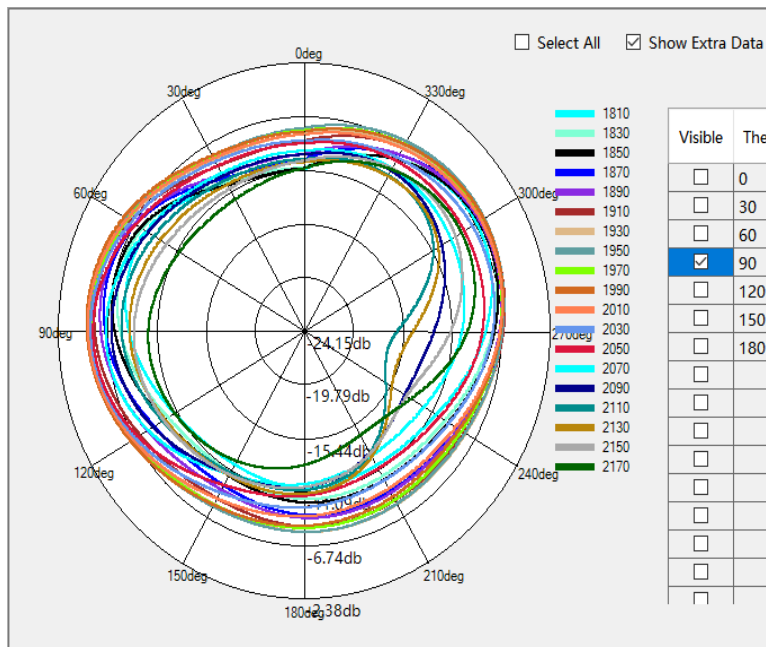
ANT0



G1900/B1/B2/B4/B66/W2/W4 Phi=0deg



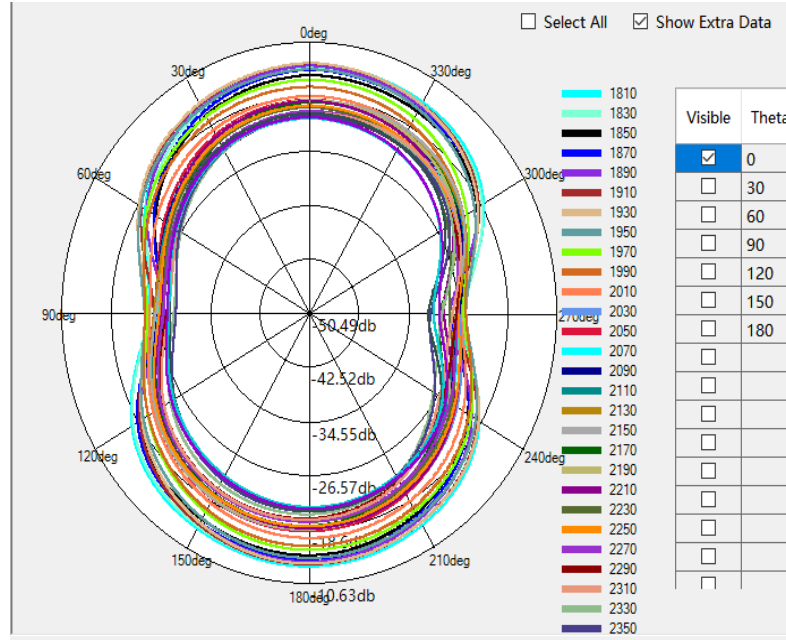
G1900/B1/B2/B4/B66/W2/W4 Phi=90deg



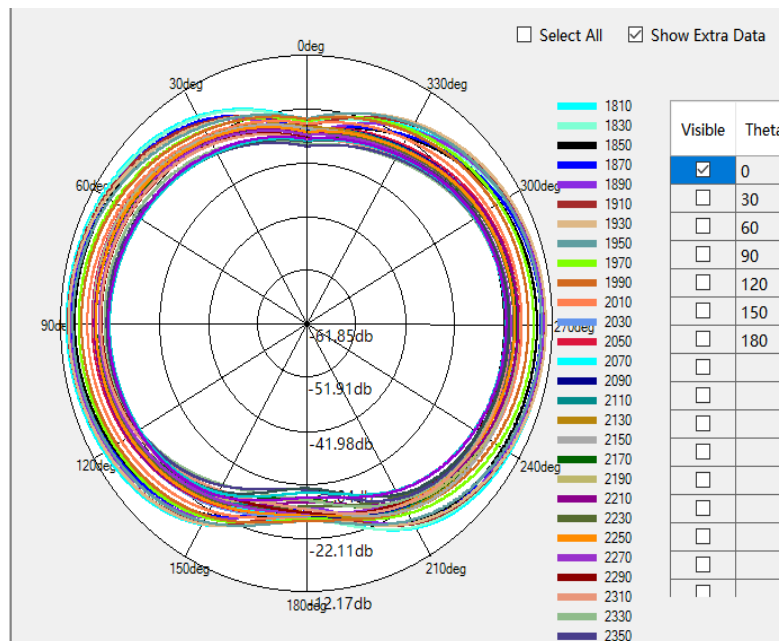
G1900/B1/B2/B4/B66/W2/W4 Theta=90deg

※ Antenna Gain

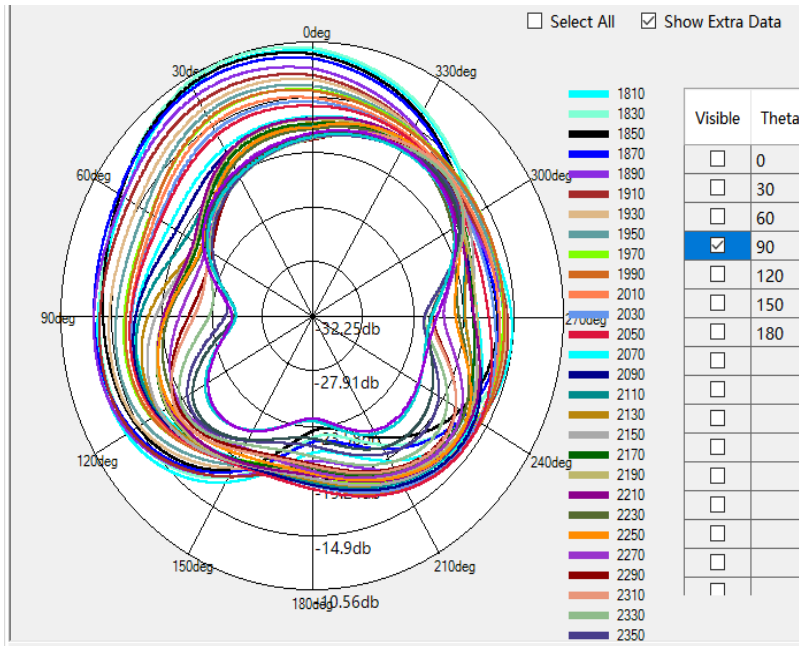
ANT1



B1/B3/B40 Phi=0deg



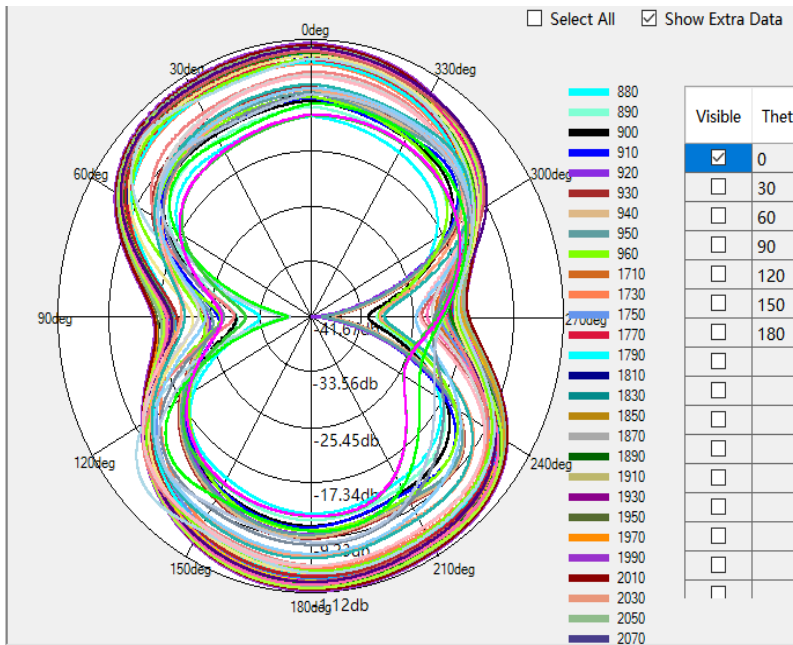
B1/B3/B40 Phi=90deg



B1/B3/B40 Theta=90deg

※ Antenna Gain

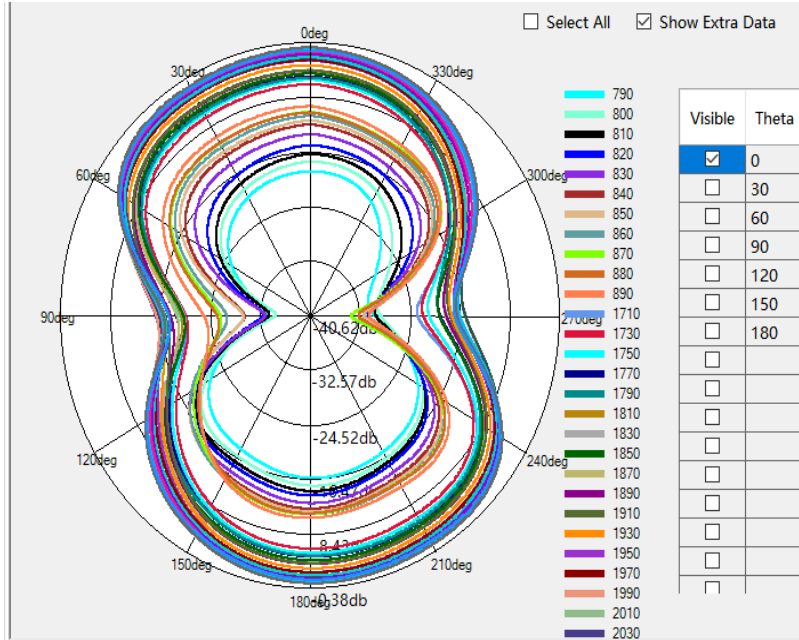
ANT2



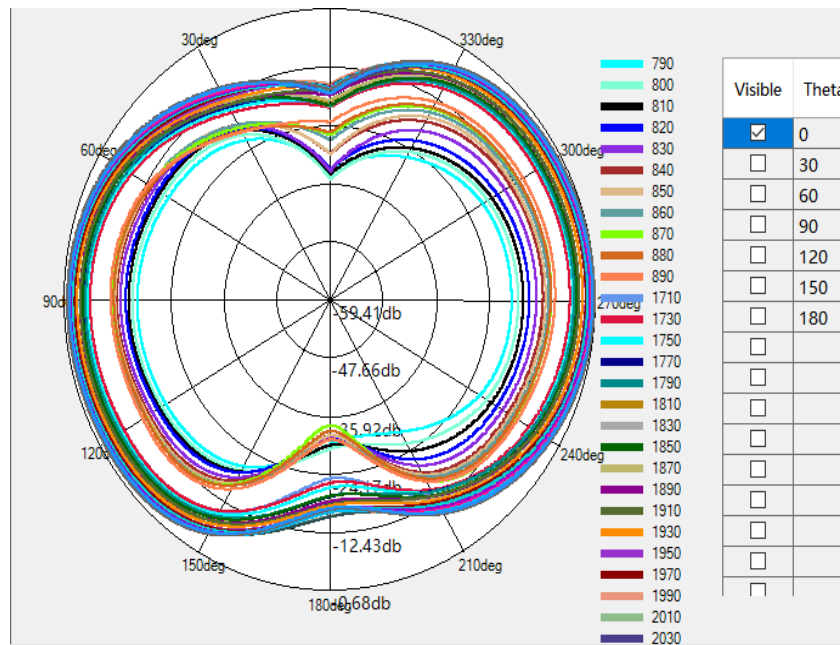
G900/G1800/G1900/B1/B2/B3/B4/B7/B8/B38/B41/B66/W1/W2/W4/W8 Phi=0deg

※ Antenna Gain

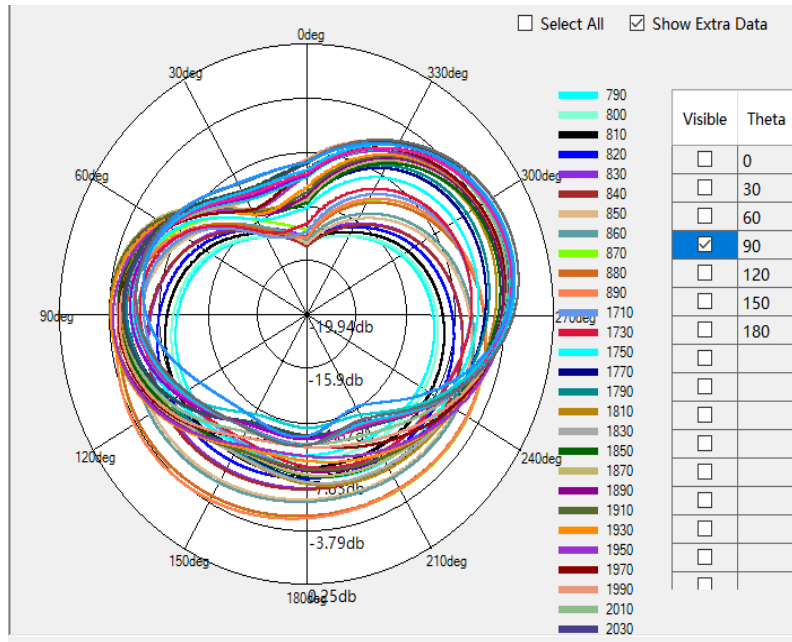
ANT2



G850/B5/B20/B40/W5 Phi=0deg



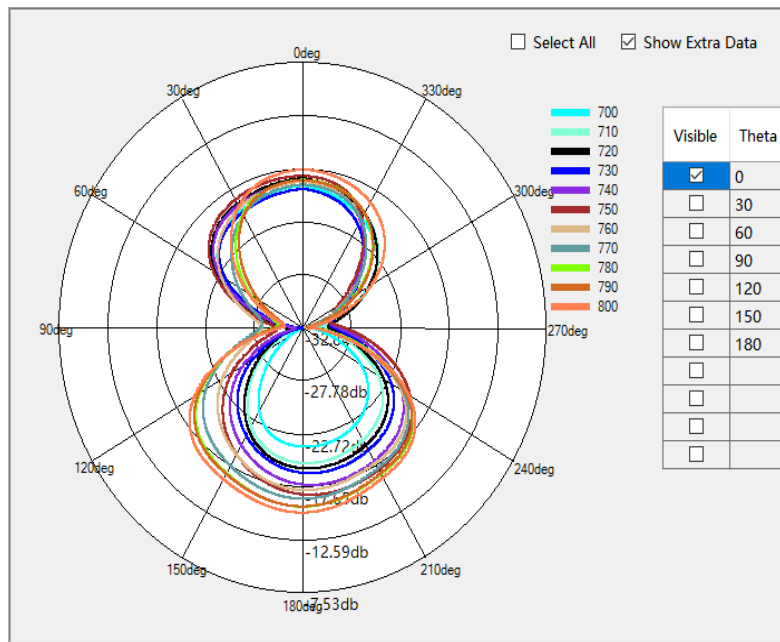
G850/B5/B20/B40/W5 Phi=90deg



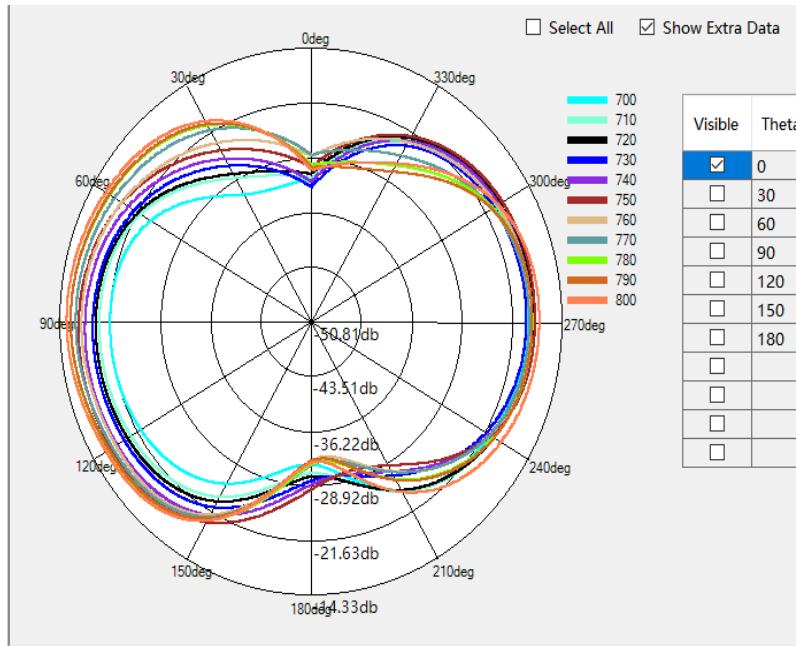
G850/B5/B20/B40/W5 Theta=90deg

※ Antenna Gain

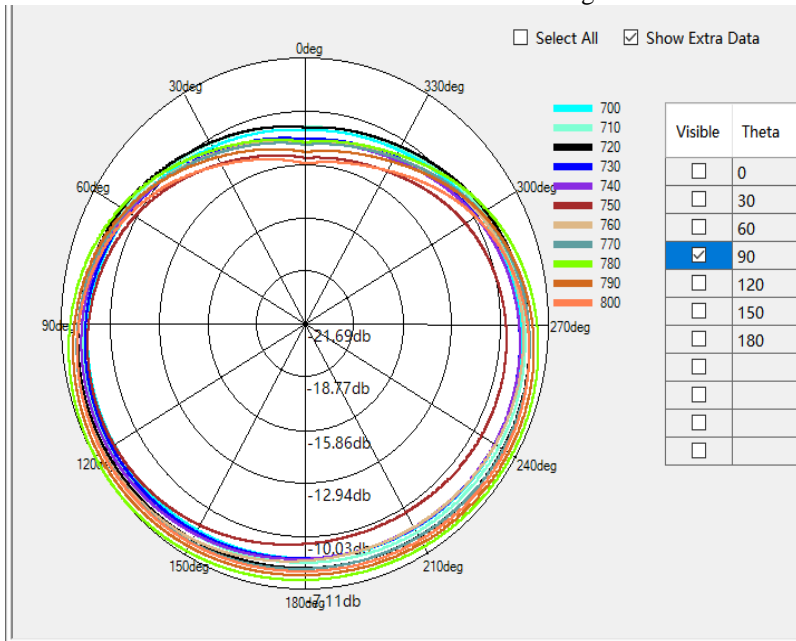
ANT2



B12/B17/B28A/B28B Phi=0deg



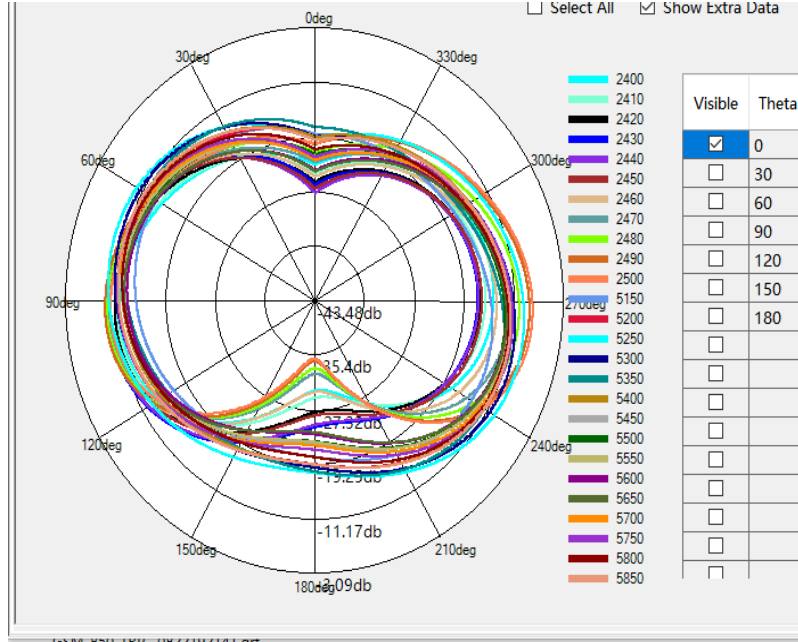
B12/B17/B28A/B28B Phi=90deg



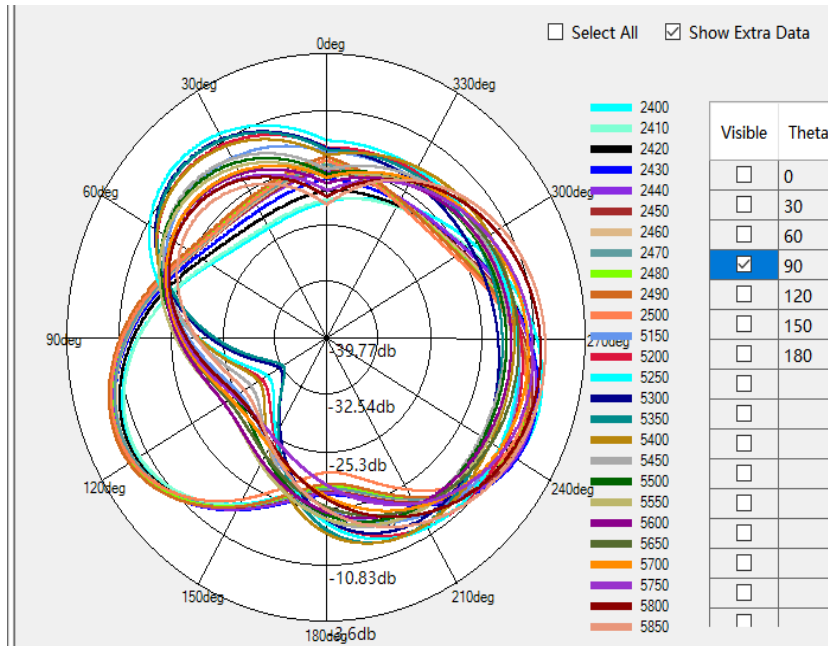
B12/B17/B28A/B28B Theta=90deg

※ Antenna Gain

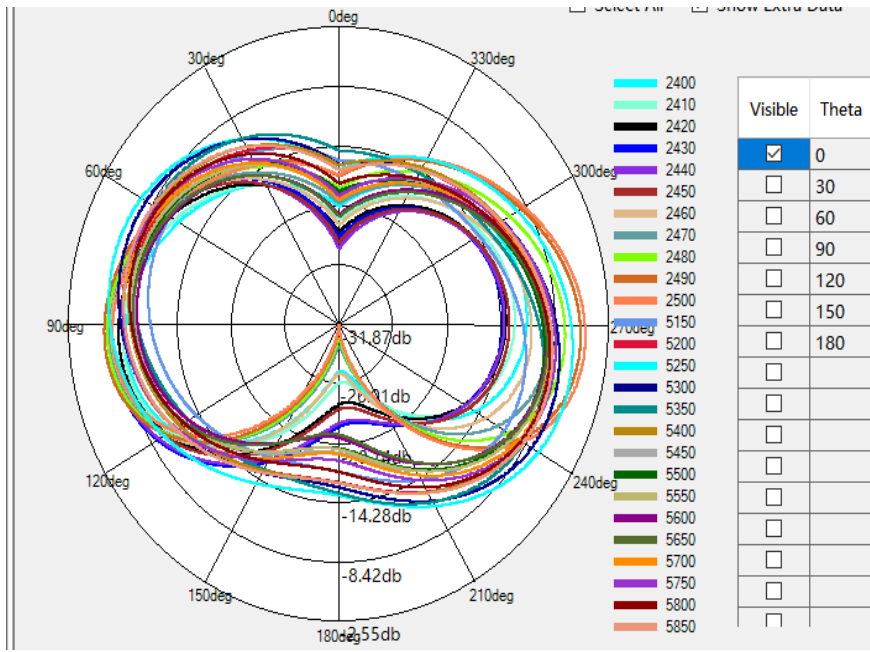
ANT12



WIFI2.4G/BT/WIFI5G Phi=0deg

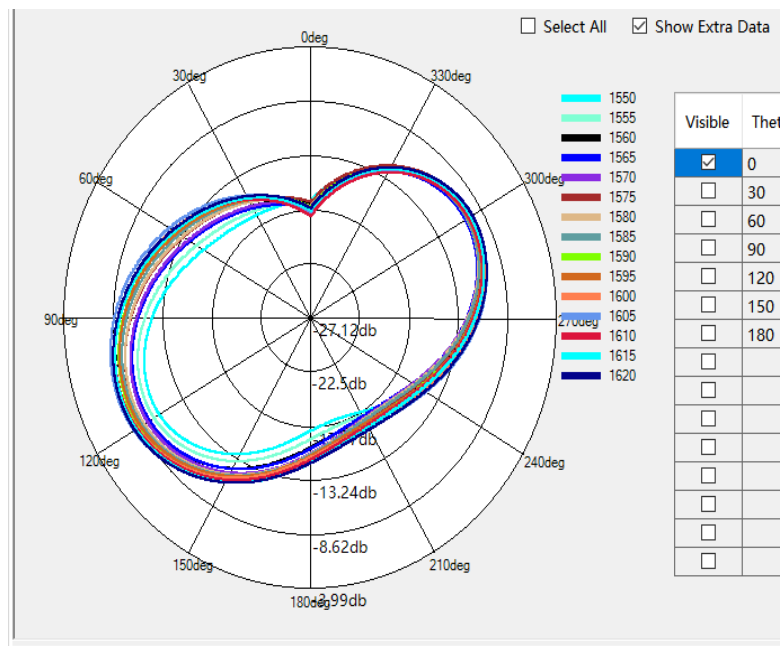


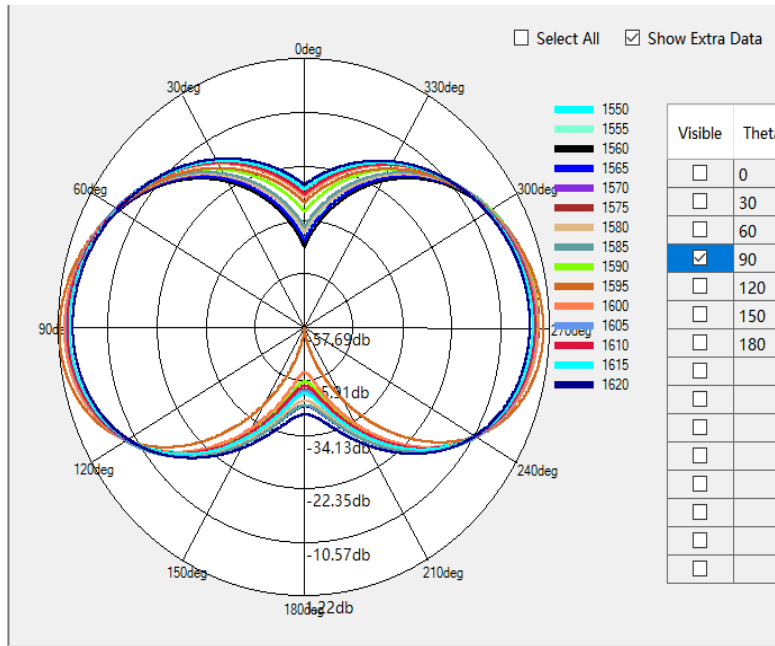
WIFI2.4G/BT/WIFI5G Phi=90deg



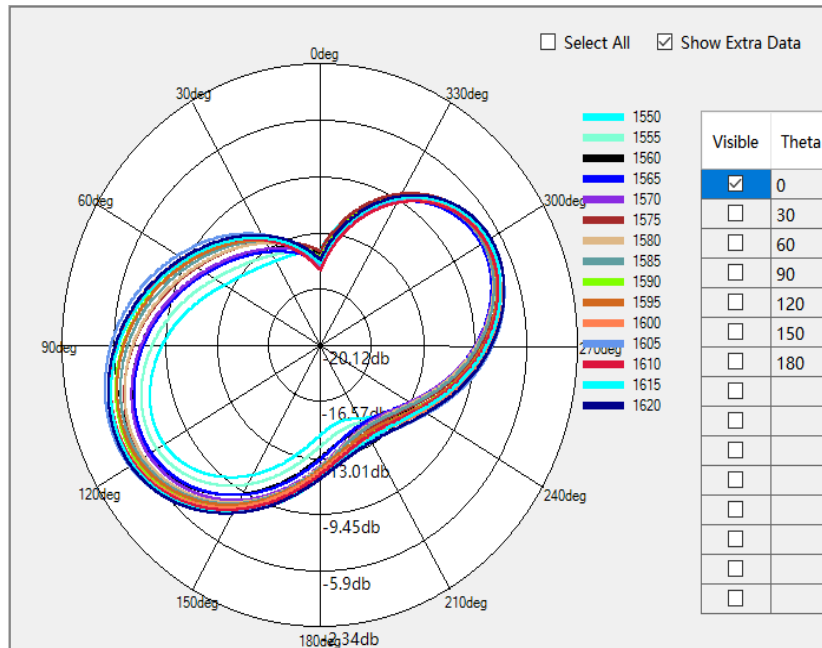
※ Antenna Gain

ANT13





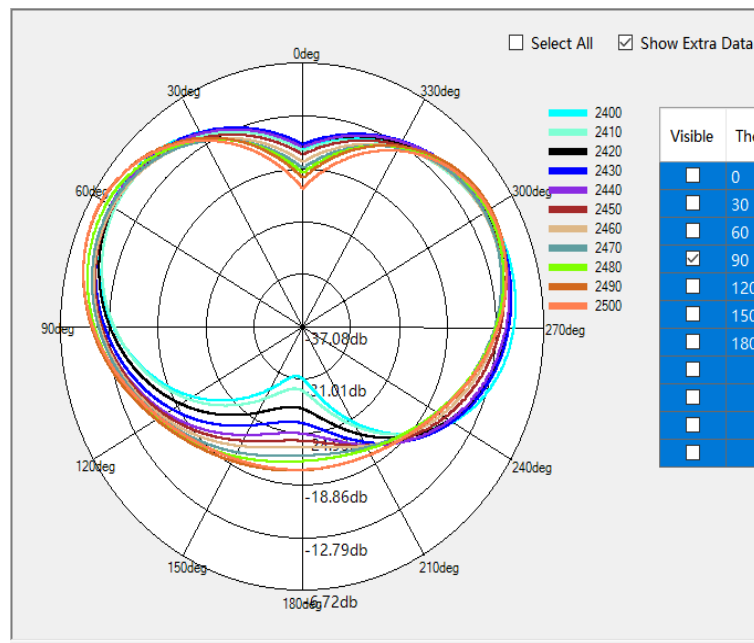
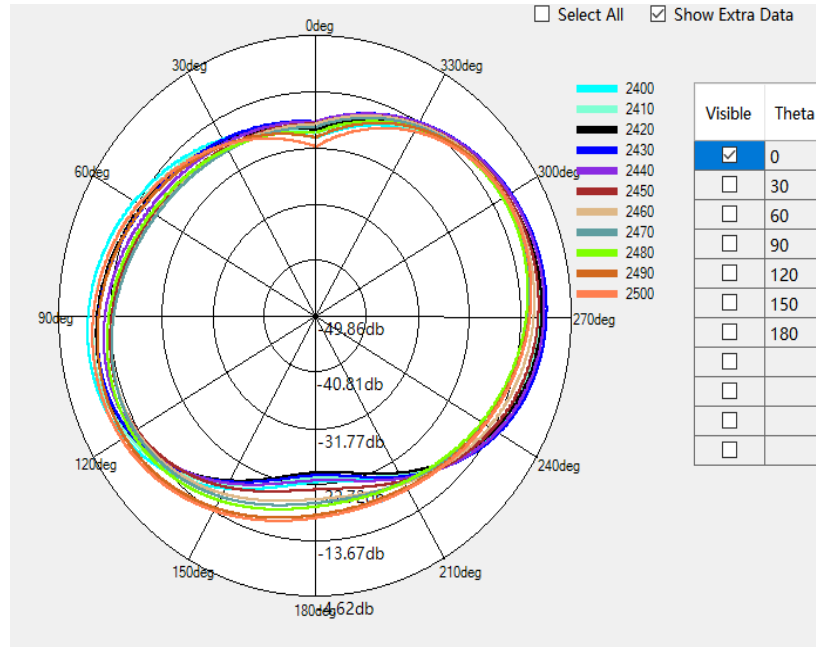
GPS Phi=90deg

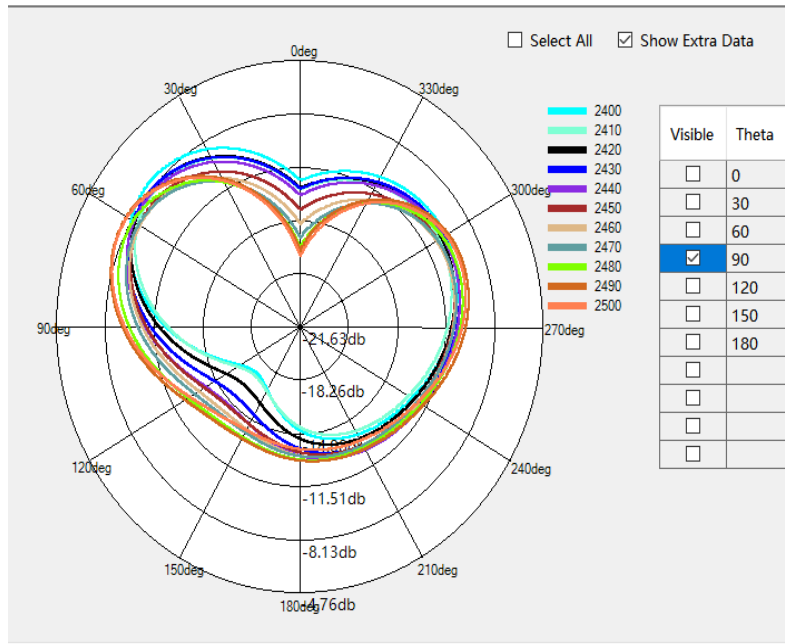


GPS Theta=90deg

※ Antenna Gain

ANT14





WiFi2.4G Theta=90deg

PREPARED BY	CHECKEDBY	APPROVAL BY	S.R.NO	
			DATE:	2023/08/23