

Plot 1#: GSM 850_Head Left Cheek_Mid**DUT: Mobile Phone; Type: KH7; Serial: SZNS220224-05720E-SA-S1**

Communication System: UID 0, Generic GSM (0); Frequency: 836.6 MHz; Duty Cycle: 1:8

Medium parameters used (interpolated): $f = 836.6$ MHz; $\sigma = 0.921$ S/m; $\epsilon_r = 41.746$; $\rho = 1000$ kg/m³

Phantom section: Left Section

DASY5 Configuration:

- Probe: EX3DV4- SN3619; ConvF(8.5, 8.5, 8.5); Calibrated: 2021/08/25
- Sensor-Surface: 4mm (Mechanical Surface Detection)
- Electronics: DAE4 Sn1211; Calibrated: 2022/03/01
- Phantom: Twin SAM; Type: QD000P40CD; Serial: TP:1744
- Measurement SW: DASY52, Version 52.10 (4); SEMCAD X Version 14.6.14 (7501)

Head Left Cheek/GSM 850 Mid/Area Scan (71x91x1): Interpolated grid: dx=1.500 mm, dy=1.500 mm

Maximum value of SAR (interpolated) = 0.736 W/kg

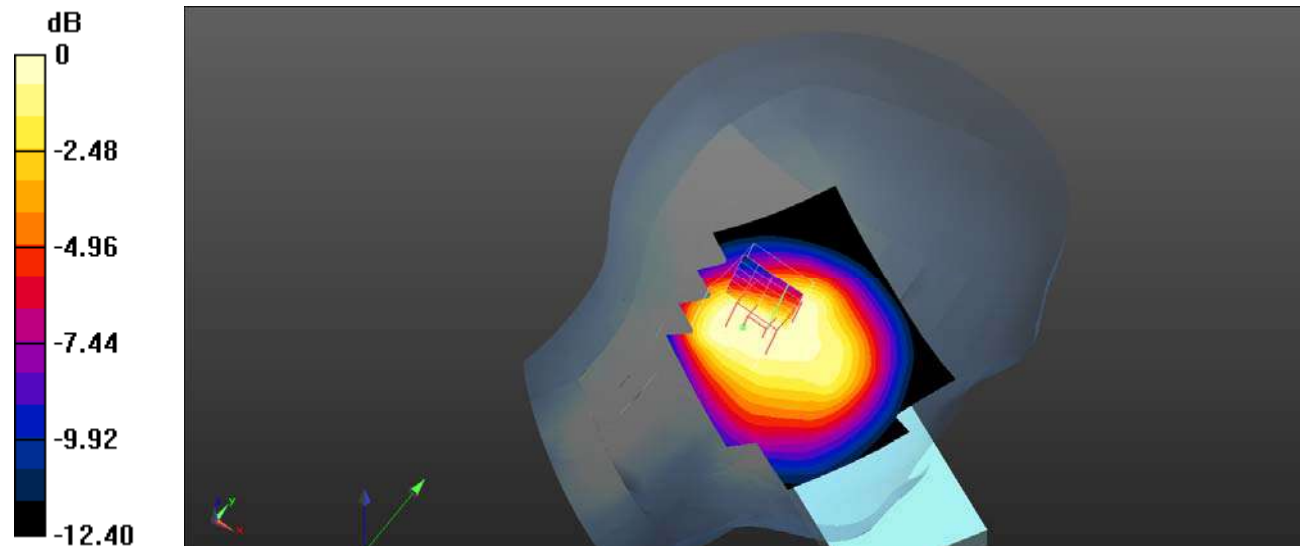
Head Left Cheek/GSM 850 Mid/Zoom Scan (5x5x7)/Cube 0: Measurement grid: dx=8mm, dy=8mm, dz=5mm

Reference Value = 25.39 V/m; Power Drift = -0.17 dB

Peak SAR (extrapolated) = 0.922 W/kg

SAR(1 g) = 0.583 W/kg; SAR(10 g) = 0.394 W/kg

Maximum value of SAR (measured) = 0.604 W/kg



0 dB = 0.604 W/kg = -2.19 dBW/kg

Plot 2#: GSM 850_Head Left Tilt_Mid**DUT: Mobile Phone; Type: KH7; Serial: SZNS220224-05720E-SA-S1**

Communication System: UID 0, Generic GSM (0); Frequency: 836.6 MHz; Duty Cycle: 1:8

Medium parameters used (interpolated): $f = 836.6$ MHz; $\sigma = 0.921$ S/m; $\epsilon_r = 41.746$; $\rho = 1000$ kg/m³

Phantom section: Left Section

DASY5 Configuration:

- Probe: EX3DV4- SN3619; ConvF(8.5, 8.5, 8.5); Calibrated: 2021/08/25
- Sensor-Surface: 4mm (Mechanical Surface Detection)
- Electronics: DAE4 Sn1211; Calibrated: 2022/03/01
- Phantom: Twin SAM; Type: QD000P40CD; Serial: TP:1744
- Measurement SW: DASY52, Version 52.10 (4); SEMCAD X Version 14.6.14 (7501)

Head Left Tilt/GSM 850 Mid/Area Scan (71x91x1): Interpolated grid: dx=1.500 mm, dy=1.500 mm

Maximum value of SAR (interpolated) = 0.804 W/kg


Head Left Tilt/GSM 850 Mid/Zoom Scan (5x5x7)/Cube 0: Measurement grid: dx=8mm, dy=8mm, dz=5mm

Reference Value = 25.47 V/m; Power Drift = -0.08 dB

Peak SAR (extrapolated) = 1.20 W/kg

SAR(1 g) = 0.659 W/kg; SAR(10 g) = 0.404 W/kg

Maximum value of SAR (measured) = 0.705 W/kg



0 dB = 0.705 W/kg = -1.52 dBW/kg

Plot 3#: GSM 850_Head Right Cheek_Low**DUT: Mobile Phone; Type: KH7; Serial: SZNS220224-05720E-SA-S1**

Communication System: UID 0, Generic GSM (0); Frequency: 824.2 MHz; Duty Cycle: 1:8

Medium parameters used (interpolated): $f = 824.2$ MHz; $\sigma = 0.896$ S/m; $\epsilon_r = 41.681$; $\rho = 1000$ kg/m³

Phantom section: Right Section

DASY5 Configuration:

- Probe: EX3DV4- SN3619; ConvF(8.5, 8.5, 8.5); Calibrated: 2021/08/25
- Sensor-Surface: 4mm (Mechanical Surface Detection)
- Electronics: DAE4 Sn1211; Calibrated: 2022/03/01
- Phantom: Twin SAM; Type: QD000P40CD; Serial: TP:1744
- Measurement SW: DASY52, Version 52.10 (4); SEMCAD X Version 14.6.14 (7501)

Head Right Cheek/GSM 850 Low/Area Scan (71x91x1): Interpolated grid: dx=1.500 mm, dy=1.500 mm

Maximum value of SAR (interpolated) = 1.32 W/kg

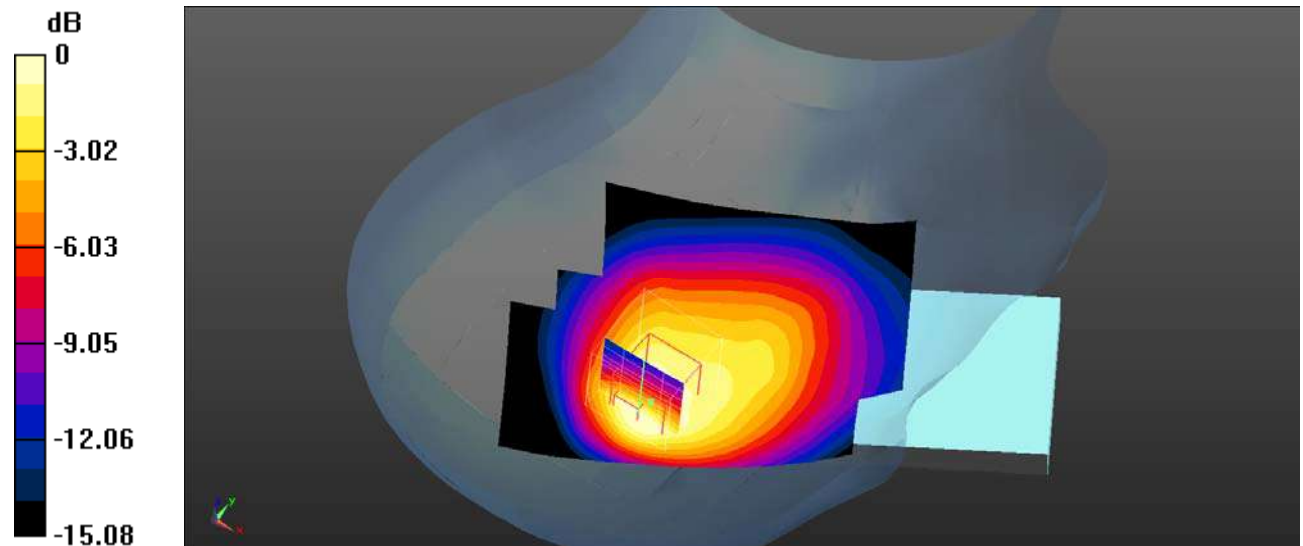
Head Right Cheek/GSM 850 Low/Zoom Scan (5x5x7)/Cube 0: Measurement grid: dx=8mm, dy=8mm, dz=5mm

Reference Value = 24.73 V/m; Power Drift = -0.08 dB

Peak SAR (extrapolated) = 2.06 W/kg

SAR(1 g) = 1.02 W/kg; SAR(10 g) = 0.596 W/kg

Maximum value of SAR (measured) = 1.06 W/kg



0 dB = 1.06 W/kg = 0.25 dBW/kg

Plot 4#: GSM 850_Head Right Cheek_Mid**DUT: Mobile Phone; Type: KH7; Serial: SZNS220224-05720E-SA-S1**

Communication System: UID 0, Generic GSM (0); Frequency: 836.6 MHz; Duty Cycle: 1:8

Medium parameters used (interpolated): $f = 836.6$ MHz; $\sigma = 0.921$ S/m; $\epsilon_r = 41.746$; $\rho = 1000$ kg/m³

Phantom section: Right Section

DASY5 Configuration:

- Probe: EX3DV4- SN3619; ConvF(8.5, 8.5, 8.5); Calibrated: 2021/08/25
- Sensor-Surface: 4mm (Mechanical Surface Detection)
- Electronics: DAE4 Sn1211; Calibrated: 2022/03/01
- Phantom: Twin SAM; Type: QD000P40CD; Serial: TP:1744
- Measurement SW: DASY52, Version 52.10 (4); SEMCAD X Version 14.6.14 (7501)

Head Right Cheek/GSM 850 Mid/Area Scan (71x91x1): Interpolated grid: dx=1.500 mm, dy=1.500 mm

Maximum value of SAR (interpolated) = 1.46 W/kg

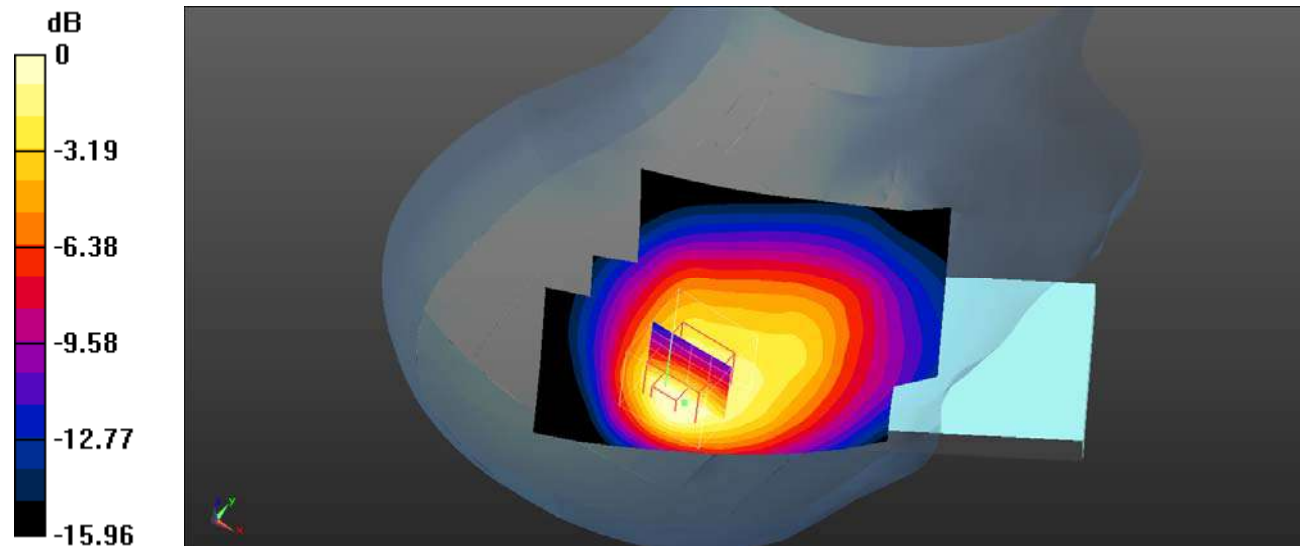
Head Right Cheek/GSM 850 Mid/Zoom Scan (5x5x7)/Cube 0: Measurement grid: dx=8mm, dy=8mm, dz=5mm

Reference Value = 24.89 V/m; Power Drift = 0.04 dB

Peak SAR (extrapolated) = 2.57 W/kg

SAR(1 g) = 1.14 W/kg; SAR(10 g) = 0.645 W/kg

Maximum value of SAR (measured) = 1.21 W/kg



0 dB = 1.21 W/kg = 0.83 dBW/kg

Plot 5#: GSM 850_Head Right Cheek_High**DUT: Mobile Phone; Type: KH7; Serial: SZNS220224-05720E-SA-S1**

Communication System: UID 0, Generic GSM (0); Frequency: 848.8 MHz; Duty Cycle: 1:8

Medium parameters used (interpolated): $f = 848.8$ MHz; $\sigma = 0.937$ S/m; $\epsilon_r = 41.725$; $\rho = 1000$ kg/m³

Phantom section: Right Section

DASY5 Configuration:

- Probe: EX3DV4- SN3619; ConvF(8.5, 8.5, 8.5); Calibrated: 2021/08/25
- Sensor-Surface: 4mm (Mechanical Surface Detection)
- Electronics: DAE4 Sn1211; Calibrated: 2022/03/01
- Phantom: Twin SAM; Type: QD000P40CD; Serial: TP:1744
- Measurement SW: DASY52, Version 52.10 (4); SEMCAD X Version 14.6.14 (7501)

Head Right Cheek/GSM 850 High/Area Scan (71x91x1): Interpolated grid: dx=1.500 mm, dy=1.500 mm

Maximum value of SAR (interpolated) = 1.40 W/kg

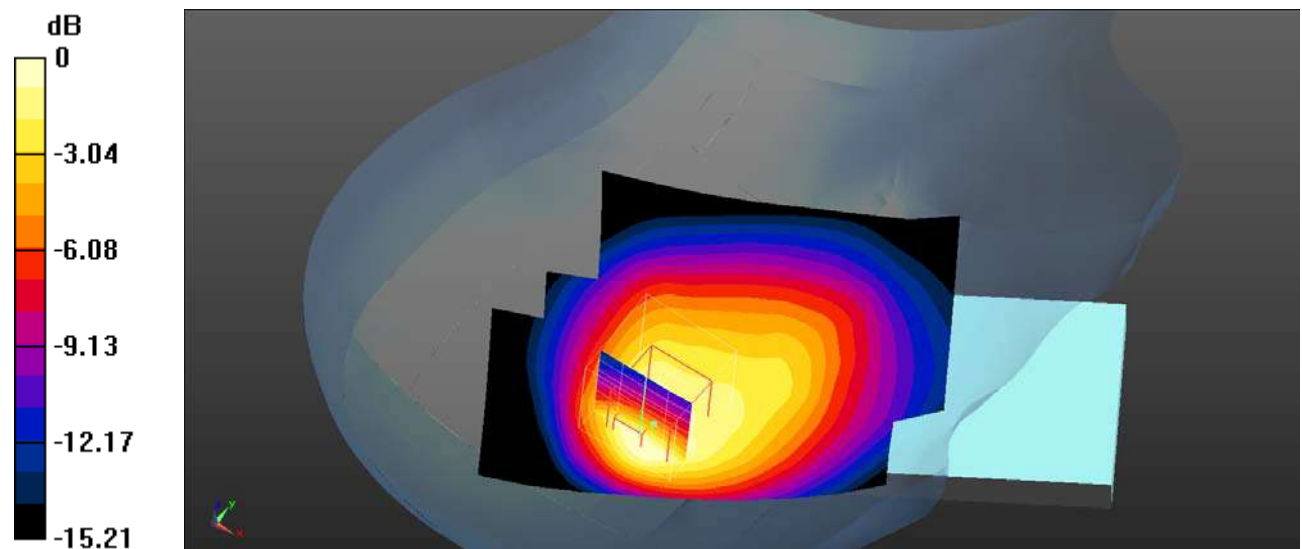
Head Right Cheek/GSM 850 High/Zoom Scan (5x5x7)/Cube 0: Measurement grid: dx=8mm, dy=8mm, dz=5mm

Reference Value = 25.20 V/m; Power Drift = -0.08 dB

Peak SAR (extrapolated) = 2.22 W/kg

SAR(1 g) = 1.09 W/kg; SAR(10 g) = 0.629 W/kg

Maximum value of SAR (measured) = 1.15 W/kg



0 dB = 1.15 W/kg = 0.61 dBW/kg

Plot 6#: GSM 850_Head Right Tilt_Low**DUT: Mobile Phone; Type: KH7; Serial: SZNS220224-05720E-SA-S1**

Communication System: UID 0, Generic GSM (0); Frequency: 824.2 MHz; Duty Cycle: 1:8

Medium parameters used (interpolated): $f = 824.2$ MHz; $\sigma = 0.896$ S/m; $\epsilon_r = 41.681$; $\rho = 1000$ kg/m³

Phantom section: Right Section

DASY5 Configuration:

- Probe: EX3DV4- SN3619; ConvF(8.5, 8.5, 8.5); Calibrated: 2021/08/25
- Sensor-Surface: 4mm (Mechanical Surface Detection)
- Electronics: DAE4 Sn1211; Calibrated: 2022/03/01
- Phantom: Twin SAM; Type: QD000P40CD; Serial: TP:1744
- Measurement SW: DASY52, Version 52.10 (4); SEMCAD X Version 14.6.14 (7501)

Head Right Tilt/GSM 850 Low/Area Scan (71x91x1): Interpolated grid: dx=1.500 mm, dy=1.500 mm

Maximum value of SAR (interpolated) = 1.11 W/kg

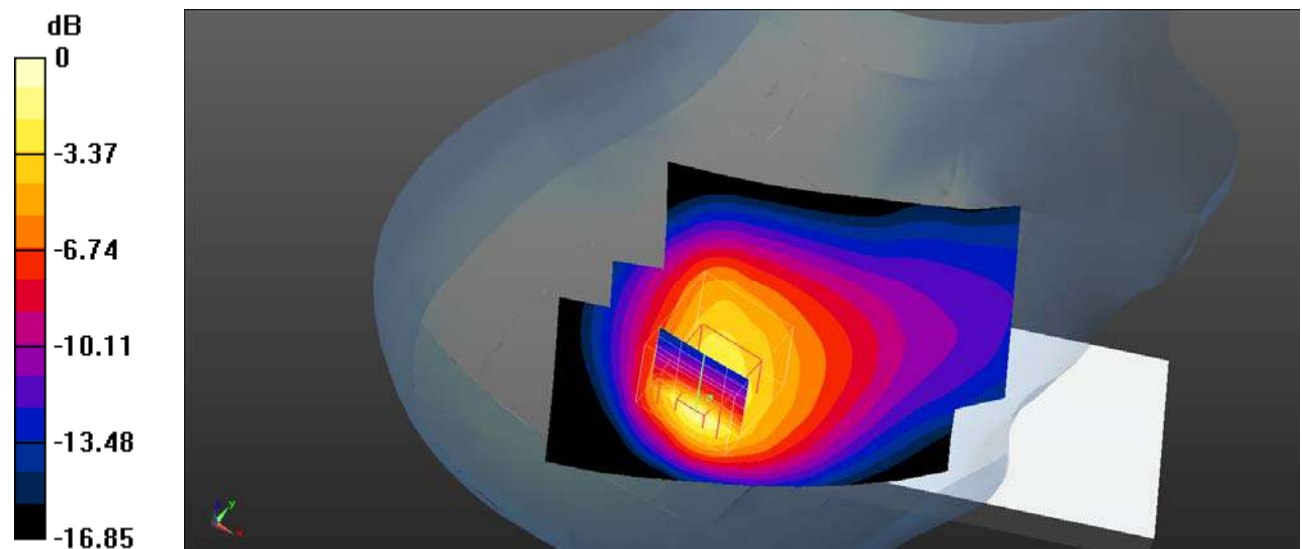
Head Right Tilt/GSM 850 Low/Zoom Scan (5x5x7)/Cube 0: Measurement grid: dx=8mm, dy=8mm, dz=5mm

Reference Value = 24.18 V/m; Power Drift = 0.01 dB

Peak SAR (extrapolated) = 2.26 W/kg

SAR(1 g) = 0.946 W/kg; SAR(10 g) = 0.477 W/kg

Maximum value of SAR (measured) = 1.11 W/kg



Plot 7#: GSM 850_Head Right Tilt_Mid**DUT: Mobile Phone; Type: KH7; Serial: SZNS220224-05720E-SA-S1**

Communication System: UID 0, Generic GSM (0); Frequency: 836.6 MHz; Duty Cycle: 1:8

Medium parameters used (interpolated): $f = 836.6$ MHz; $\sigma = 0.921$ S/m; $\epsilon_r = 41.746$; $\rho = 1000$ kg/m³

Phantom section: Right Section

DASY5 Configuration:

- Probe: EX3DV4- SN3619; ConvF(8.5, 8.5, 8.5); Calibrated: 2021/08/25
- Sensor-Surface: 4mm (Mechanical Surface Detection)
- Electronics: DAE4 Sn1211; Calibrated: 2022/03/01
- Phantom: Twin SAM; Type: QD000P40CD; Serial: TP:1744
- Measurement SW: DASY52, Version 52.10 (4); SEMCAD X Version 14.6.14 (7501)

Head Right Tilt/GSM 850 Mid/Area Scan (71x91x1): Interpolated grid: dx=1.500 mm, dy=1.500 mm

Maximum value of SAR (interpolated) = 1.23 W/kg

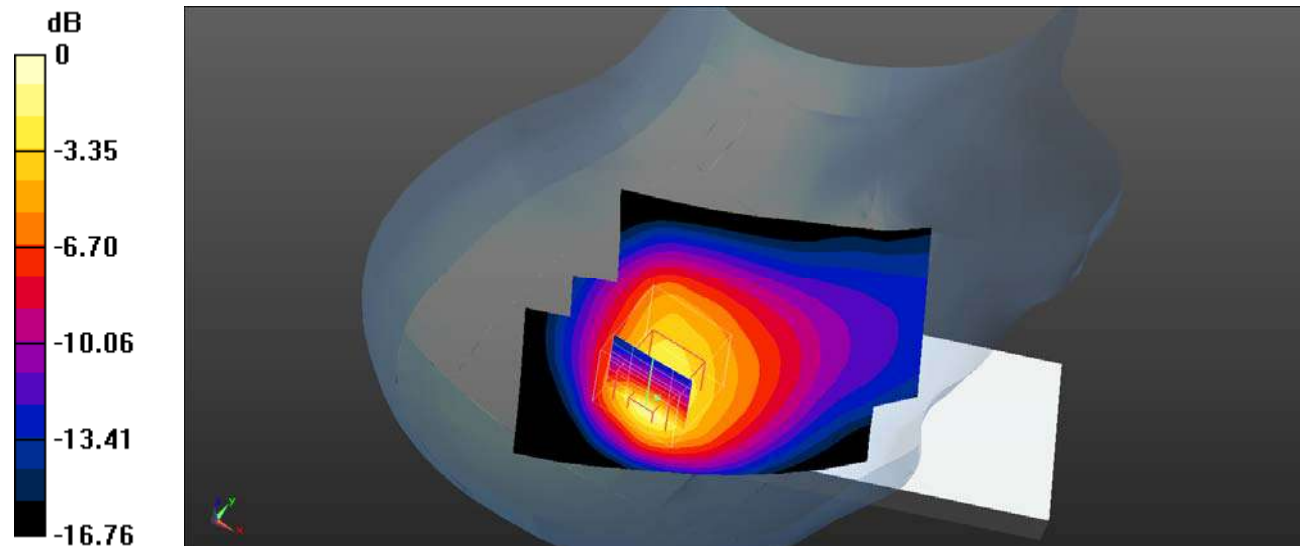
Head Right Tilt/GSM 850 Mid/Zoom Scan (5x5x7)/Cube 0: Measurement grid: dx=8mm, dy=8mm, dz=5mm

Reference Value = 25.55 V/m; Power Drift = -0.10 dB

Peak SAR (extrapolated) = 2.40 W/kg

SAR(1 g) = 1.02 W/kg; SAR(10 g) = 0.517 W/kg

Maximum value of SAR (measured) = 1.20 W/kg



0 dB = 1.20 W/kg = 0.79 dBW/kg

Plot 8#: GSM 850_Head Right Tilt_High**DUT: Mobile Phone; Type: KH7; Serial: SZNS220224-05720E-SA-S1**

Communication System: UID 0, Generic GSM (0); Frequency: 848.8 MHz; Duty Cycle: 1:8

Medium parameters used (interpolated): $f = 848.8$ MHz; $\sigma = 0.937$ S/m; $\epsilon_r = 41.725$; $\rho = 1000$ kg/m³

Phantom section: Right Section

DASY5 Configuration:

- Probe: EX3DV4- SN3619; ConvF(8.5, 8.5, 8.5); Calibrated: 2021/08/25
- Sensor-Surface: 4mm (Mechanical Surface Detection)
- Electronics: DAE4 Sn1211; Calibrated: 2022/03/01
- Phantom: Twin SAM; Type: QD000P40CD; Serial: TP:1744
- Measurement SW: DASY52, Version 52.10 (4); SEMCAD X Version 14.6.14 (7501)

Head Right Tilt/GSM 850 High/Area Scan (71x91x1): Interpolated grid: dx=1.500 mm, dy=1.500 mm

Maximum value of SAR (interpolated) = 1.21 W/kg

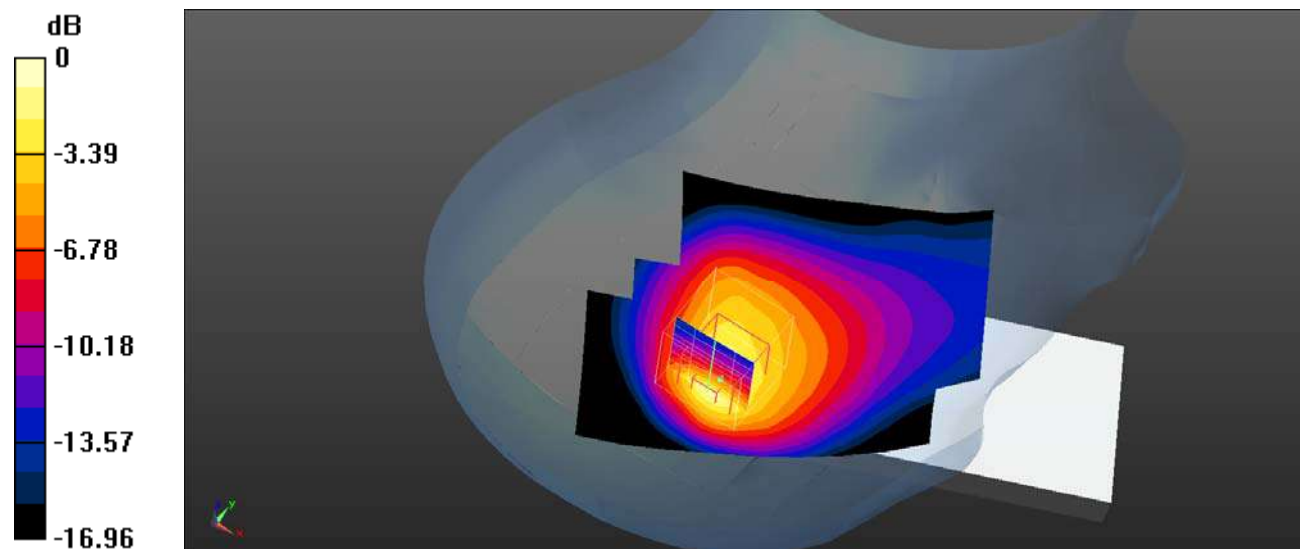
Head Right Tilt/GSM 850 High/Zoom Scan (5x5x7)/Cube 0: Measurement grid: dx=8mm, dy=8mm, dz=5mm

Reference Value = 24.69 V/m; Power Drift = 0.01 dB

Peak SAR (extrapolated) = 2.30 W/kg

SAR(1 g) = 0.993 W/kg; SAR(10 g) = 0.505 W/kg

Maximum value of SAR (measured) = 1.16 W/kg



0 dB = 1.16 W/kg = 0.64 dBW/kg

Plot 9#: GSM 850_Body Worn Back_Mid**DUT: Mobile Phone; Type: KH7; Serial: SZNS220224-05720E-SA-S1**

Communication System: UID 0, Generic GSM (0); Frequency: 836.6 MHz; Duty Cycle: 1:8

Medium parameters used (interpolated): $f = 836.6$ MHz; $\sigma = 0.921$ S/m; $\epsilon_r = 41.746$; $\rho = 1000$ kg/m³

Phantom section: Flat Section

DASY5 Configuration:

- Probe: EX3DV4- SN3619; ConvF(8.5, 8.5, 8.5); Calibrated: 2021/08/25
- Sensor-Surface: 4mm (Mechanical Surface Detection)
- Electronics: DAE4 Sn1211; Calibrated: 2022/03/01
- Phantom: Twin SAM; Type: QD000P40CD; Serial: TP:1744
- Measurement SW: DASY52, Version 52.10 (4); SEMCAD X Version 14.6.14 (7501)

Body Worn Back/GSM 850 Mid/Area Scan (71x91x1): Interpolated grid: dx=1.500 mm, dy=1.500 mm

Maximum value of SAR (interpolated) = 0.223 W/kg

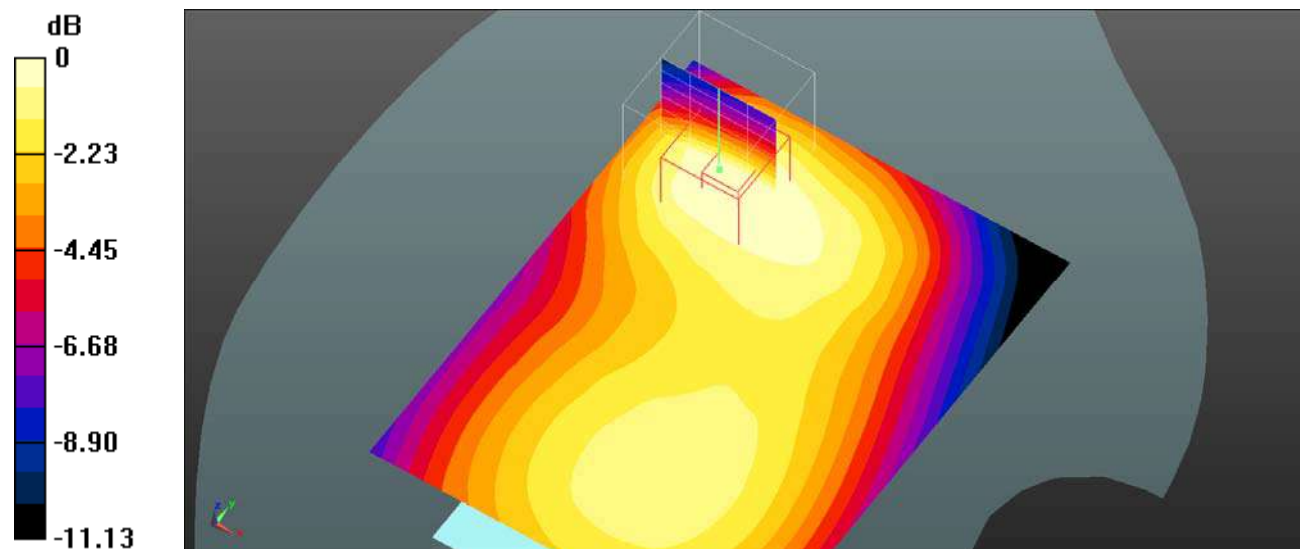
Body Worn Back/GSM 850 Mid/Zoom Scan (5x5x7)/Cube 0: Measurement grid: dx=8mm, dy=8mm, dz=5mm

Reference Value = 12.56 V/m; Power Drift = -0.04 dB

Peak SAR (extrapolated) = 0.302 W/kg

SAR(1 g) = 0.203 W/kg; SAR(10 g) = 0.139 W/kg

Maximum value of SAR (measured) = 0.212 W/kg



0 dB = 0.212 W/kg = -6.74 dBW/kg

Plot 10#: GSM 850_Body Front_Mid**DUT: Mobile Phone; Type: KH7; Serial: SZNS220224-05720E-SA-S1**

Communication System: UID 0, Generic GPRS-2 slots (0); Frequency: 836.6 MHz; Duty Cycle: 1:4
Medium parameters used (interpolated): $f = 836.6$ MHz; $\sigma = 0.914$ S/m; $\epsilon_r = 43.638$; $\rho = 1000$ kg/m³
Phantom section: Flat Section

DASY5 Configuration:

- Probe: EX3DV4- SN3619; ConvF(8.5, 8.5, 8.5); Calibrated: 2021/08/25
- Sensor-Surface: 4mm (Mechanical Surface Detection)
- Electronics: DAE4 Sn1211; Calibrated: 2022/03/01
- Phantom: Twin SAM; Type: QD000P40CD; Serial: TP:1744
- Measurement SW: DASY52, Version 52.10 (4); SEMCAD X Version 14.6.14 (7501)

Body Front/GSM 850 Mid/Area Scan (71x91x1): Interpolated grid: dx=1.500 mm, dy=1.500 mm

Maximum value of SAR (interpolated) = 0.378 W/kg

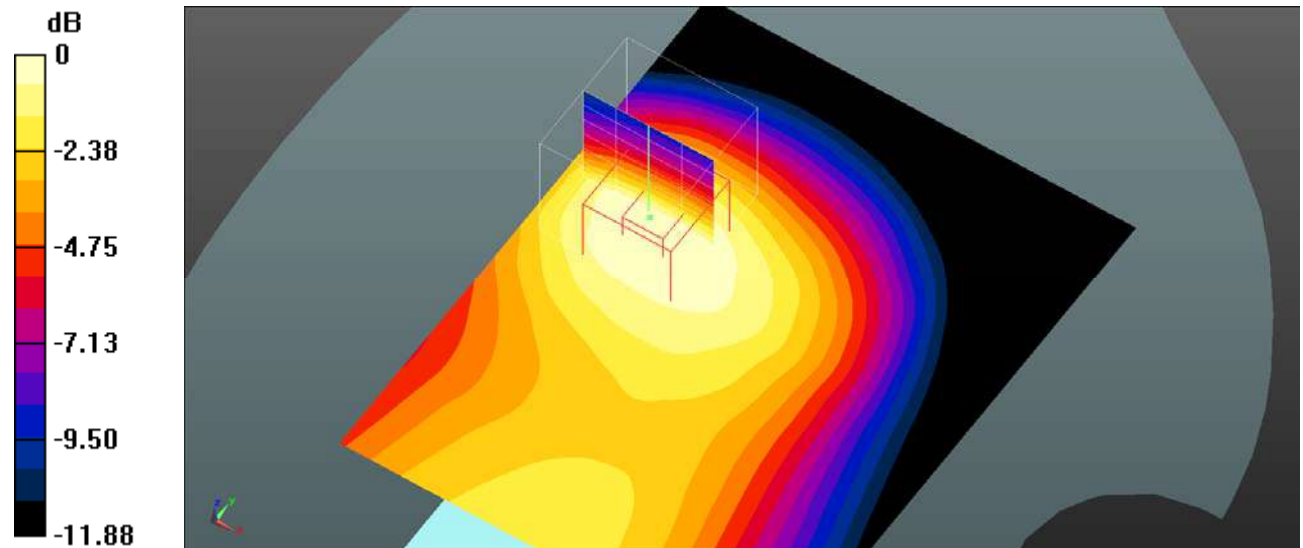
Body Front/GSM 850 Mid/Zoom Scan (5x5x7)/Cube 0: Measurement grid: dx=8mm, dy=8mm, dz=5mm

Reference Value = 16.03 V/m; Power Drift = -0.05 dB

Peak SAR (extrapolated) = 0.513 W/kg

SAR(1 g) = 0.340 W/kg; SAR(10 g) = 0.229 W/kg

Maximum value of SAR (measured) = 0.356 W/kg



0 dB = 0.356 W/kg = -4.49 dBW/kg

Plot 11#: GSM 850_Body Back_Mid**DUT: Mobile Phone; Type: KH7; Serial: SZNS220224-05720E-SA-S1**

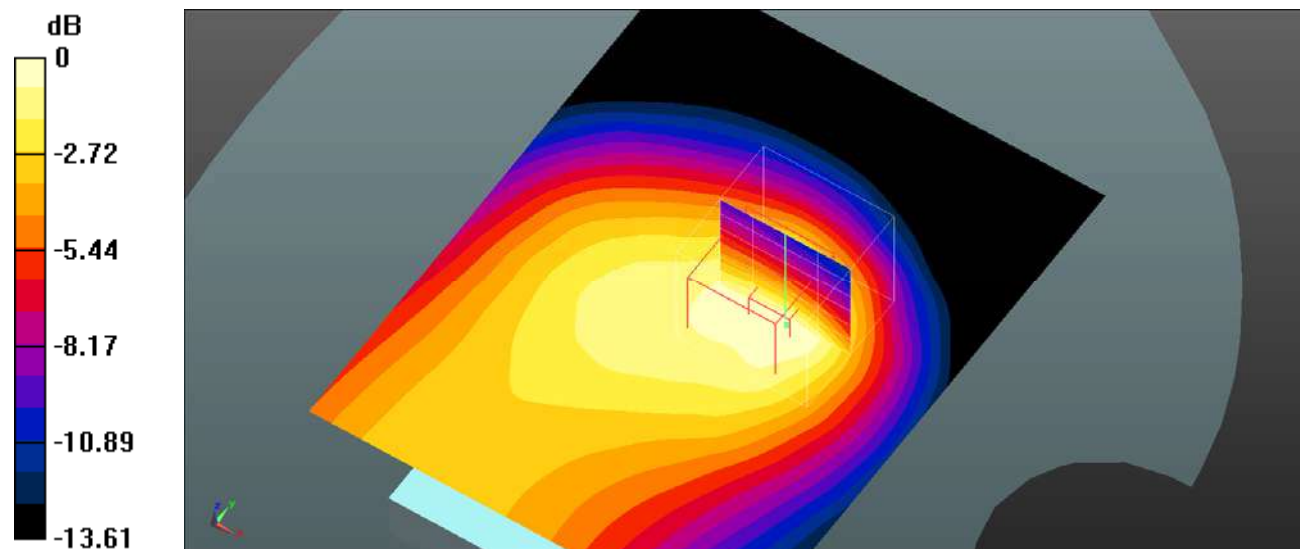
Communication System: UID 0, Generic GPRS-2 slots (0); Frequency: 836.6 MHz; Duty Cycle: 1:4
Medium parameters used (interpolated): $f = 836.6$ MHz; $\sigma = 0.914$ S/m; $\epsilon_r = 43.638$; $\rho = 1000$ kg/m³
Phantom section: Flat Section

DASY5 Configuration:

- Probe: EX3DV4- SN3619; ConvF(8.5, 8.5, 8.5); Calibrated: 2021/08/25
- Sensor-Surface: 4mm (Mechanical Surface Detection)
- Electronics: DAE4 Sn1211; Calibrated: 2022/03/01
- Phantom: Twin SAM; Type: QD000P40CD; Serial: TP:1744
- Measurement SW: DASY52, Version 52.10 (4); SEMCAD X Version 14.6.14 (7501)

Body Back/GSM 850 Mid/Area Scan (71x91x1): Interpolated grid: dx=1.500 mm, dy=1.500 mm
Maximum value of SAR (interpolated) = 0.634 W/kg

Body Back/GSM 850 Mid/Zoom Scan (5x5x7)/Cube 0: Measurement grid: dx=8mm, dy=8mm, dz=5mm
Reference Value = 23.10 V/m; Power Drift = -0.09 dB
Peak SAR (extrapolated) = 0.924 W/kg
SAR(1 g) = 0.549 W/kg; SAR(10 g) = 0.340 W/kg
Maximum value of SAR (measured) = 0.589 W/kg



0 dB = 0.589 W/kg = -2.30 dBW/kg

Plot 12#:GSM 850_Body Left_Mid**DUT: Mobile Phone; Type: KH7; Serial: SZNS220224-05720E-SA-S1**

Communication System: UID 0, Generic GPRS-2 slots (0); Frequency: 836.6 MHz;Duty Cycle: 1:4
 Medium parameters used (interpolated): $f = 836.6$ MHz; $\sigma = 0.914$ S/m; $\epsilon_r = 43.638$; $\rho = 1000$ kg/m³
 Phantom section: Flat Section

DASY5 Configuration:

- Probe: EX3DV4- SN3619; ConvF(8.5, 8.5, 8.5); Calibrated: 2021/08/25
- Sensor-Surface: 4mm (Mechanical Surface Detection)
- Electronics: DAE4 Sn1211; Calibrated: 2022/03/01
- Phantom: Twin SAM; Type: QD000P40CD; Serial: TP:1744
- Measurement SW: DASY52, Version 52.10 (4); SEMCAD X Version 14.6.14 (7501)

Body Left/GSM 850 Mid/Area Scan (61x91x1): Interpolated grid: dx=1.500 mm, dy=1.500 mm

Maximum value of SAR (interpolated) = 0.128 W/kg

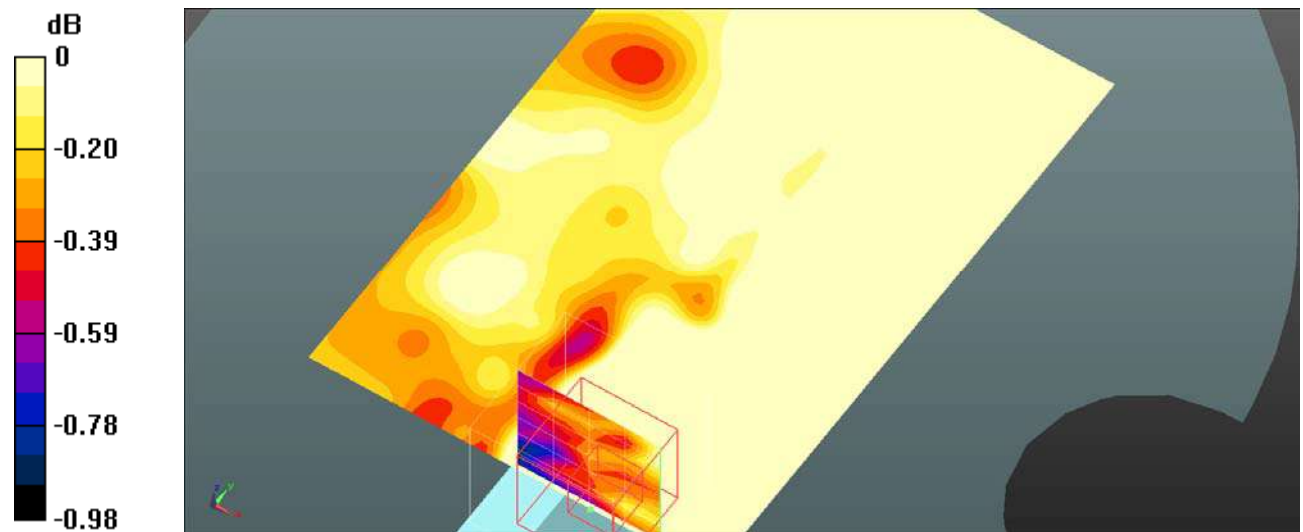
Body Left/GSM 850 Mid/Zoom Scan (5x5x7)/Cube 0: Measurement grid: dx=8mm, dy=8mm, dz=5mm

Reference Value = 9.843 V/m; Power Drift = -0.02 dB

Peak SAR (extrapolated) = 0.0100 W/kg

SAR(1 g) = 0.00977 W/kg; SAR(10 g) = 0.00942 W/kg

Maximum value of SAR (measured) = 0.0101 W/kg



0 dB = 0.0101 W/kg = -19.96 dBW/kg

Plot 13#: GSM 850_Body Top_Mid**DUT: Mobile Phone; Type: KH7; Serial: SZNS220224-05720E-SA-S1**

Communication System: UID 0, Generic GPRS-2 slots (0); Frequency: 836.6 MHz; Duty Cycle: 1:4
Medium parameters used (interpolated): $f = 836.6$ MHz; $\sigma = 0.914$ S/m; $\epsilon_r = 43.638$; $\rho = 1000$ kg/m³
Phantom section: Flat Section

DASY5 Configuration:

- Probe: EX3DV4- SN3619; ConvF(8.5, 8.5, 8.5); Calibrated: 2021/08/25
- Sensor-Surface: 4mm (Mechanical Surface Detection)
- Electronics: DAE4 Sn1211; Calibrated: 2022/03/01
- Phantom: Twin SAM; Type: QD000P40CD; Serial: TP:1744
- Measurement SW: DASY52, Version 52.10 (4); SEMCAD X Version 14.6.14 (7501)

Body Top/GSM 850 Mid/Area Scan (41x61x1): Interpolated grid: dx=1.500 mm, dy=1.500 mm

Maximum value of SAR (interpolated) = 0.387 W/kg

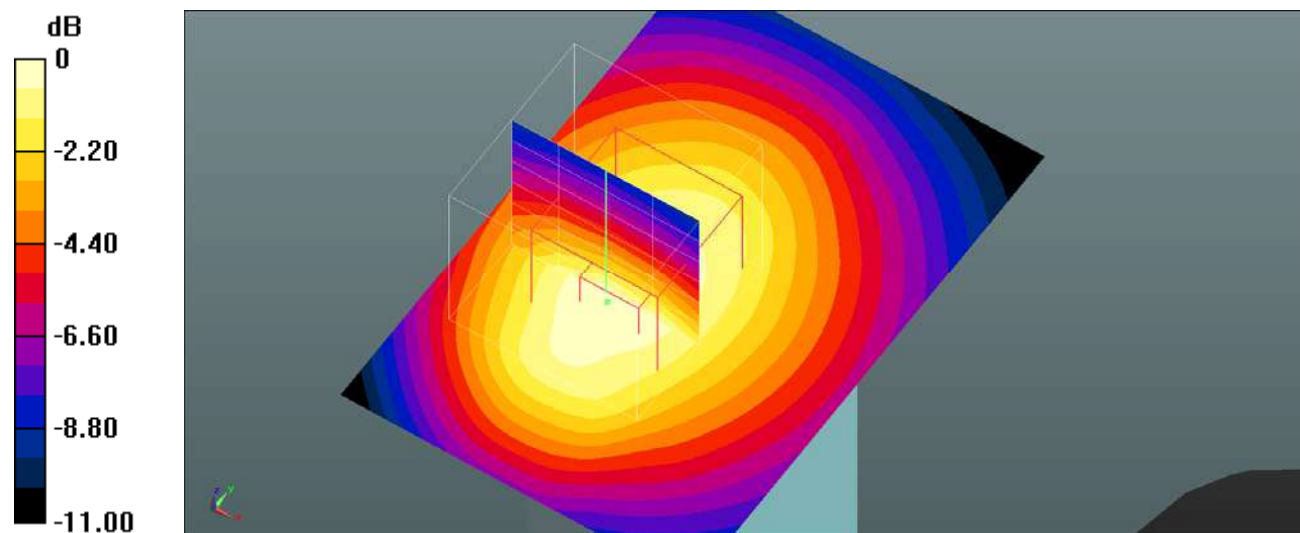
Body Top/GSM 850 Mid/Zoom Scan (5x5x7)/Cube 0: Measurement grid: dx=8mm, dy=8mm, dz=5mm

Reference Value = 20.04 V/m; Power Drift = -0.04 dB

Peak SAR (extrapolated) = 0.560 W/kg

SAR(1 g) = 0.370 W/kg; SAR(10 g) = 0.241 W/kg

Maximum value of SAR (measured) = 0.396 W/kg



Plot 14#: PCS 1900_Head Left Cheek_Mid**DUT: Mobile Phone; Type: KH7; Serial: SZNS220224-05720E-SA-S1**

Communication System: UID 0, Generic GSM (0); Frequency: 1880 MHz; Duty Cycle: 1:8

Medium parameters used (interpolated): $f = 1880$ MHz; $\sigma = 1.41$ S/m; $\epsilon_r = 40.13$; $\rho = 1000$ kg/m³

Phantom section: Left Section

DASY5 Configuration:

- Probe: EX3DV4- SN3619; ConvF(7.07, 7.07, 7.07); Calibrated: 2021/08/25
- Sensor-Surface: 4mm (Mechanical Surface Detection)
- Electronics: DAE4 Sn1211; Calibrated: 2022/03/01
- Phantom: Twin SAM; Type: QD000P40CD; Serial: TP:1744
- Measurement SW: DASY52, Version 52.10 (4); SEMCAD X Version 14.6.14 (7501)

Head Left Cheek/GSM 1900 Mid/Area Scan (71x91x1): Interpolated grid: dx=1.500 mm, dy=1.500 mm

Maximum value of SAR (interpolated) = 0.562 W/kg


Head Left Cheek/GSM 1900 Mid/Zoom Scan (5x5x7)/Cube 0: Measurement grid: dx=8mm, dy=8mm, dz=5mm

Reference Value = 16.53 V/m; Power Drift = -0.02 dB

Peak SAR (extrapolated) = 0.777 W/kg

SAR(1 g) = 0.480 W/kg; SAR(10 g) = 0.282 W/kg

Maximum value of SAR (measured) = 0.537 W/kg



0 dB = 0.537 W/kg = -2.70 dBW/kg

Plot 15#: PCS 1900_Head Left Tilt_Mid**DUT: Mobile Phone; Type: KH7; Serial: SZNS220224-05720E-SA-S1**

Communication System: UID 0, Generic GSM (0); Frequency: 1880 MHz; Duty Cycle: 1:8

Medium parameters used (interpolated): $f = 1880$ MHz; $\sigma = 1.41$ S/m; $\epsilon_r = 40.13$; $\rho = 1000$ kg/m³

Phantom section: Left Section

DASY5 Configuration:

- Probe: EX3DV4- SN3619; ConvF(7.07, 7.07, 7.07); Calibrated: 2021/08/25
- Sensor-Surface: 4mm (Mechanical Surface Detection)
- Electronics: DAE4 Sn1211; Calibrated: 2022/03/01
- Phantom: Twin SAM; Type: QD000P40CD; Serial: TP:1744
- Measurement SW: DASY52, Version 52.10 (4); SEMCAD X Version 14.6.14 (7501)

Head Left Tilt/GSM 1900 Mid/Area Scan (71x91x1): Interpolated grid: dx=1.500 mm, dy=1.500 mm

Maximum value of SAR (interpolated) = 0.763 W/kg

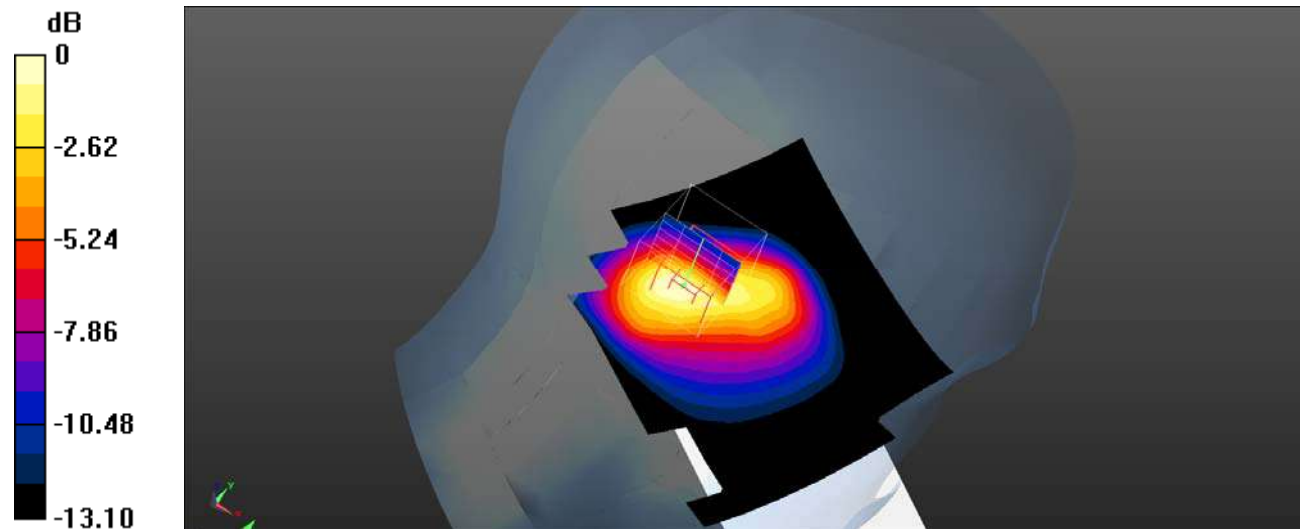
Head Left Tilt/GSM 1900 Mid/Zoom Scan (5x5x7)/Cube 0: Measurement grid: dx=8mm, dy=8mm, dz=5mm

Reference Value = 19.61 V/m; Power Drift = -0.06 dB

Peak SAR (extrapolated) = 1.12 W/kg

SAR(1 g) = 0.668 W/kg; SAR(10 g) = 0.381 W/kg

Maximum value of SAR (measured) = 0.751 W/kg



0 dB = 0.751 W/kg = -1.24 dBW/kg

Plot 16#: PCS 1900_Head Right Cheek_Low**DUT: Mobile Phone; Type: KH7; Serial: SZNS220224-05720E-SA-S1**

Communication System: UID 0, Generic GSM (0); Frequency: 1850.2 MHz; Duty Cycle: 1:8

Medium parameters used (interpolated): $f = 1850.2$ MHz; $\sigma = 1.404$ S/m; $\epsilon_r = 39.721$; $\rho = 1000$ kg/m³

Phantom section: Right Section

DASY5 Configuration:

- Probe: EX3DV4- SN3619; ConvF(7.07, 7.07, 7.07); Calibrated: 2021/08/25
- Sensor-Surface: 4mm (Mechanical Surface Detection)
- Electronics: DAE4 Sn1211; Calibrated: 2022/03/01
- Phantom: Twin SAM; Type: QD000P40CD; Serial: TP:1744
- Measurement SW: DASY52, Version 52.10 (4); SEMCAD X Version 14.6.14 (7501)

Head Right Cheek/GSM 1900 Low/Area Scan (71x91x1): Interpolated grid: dx=1.500 mm, dy=1.500 mm

Maximum value of SAR (interpolated) = 0.859 W/kg

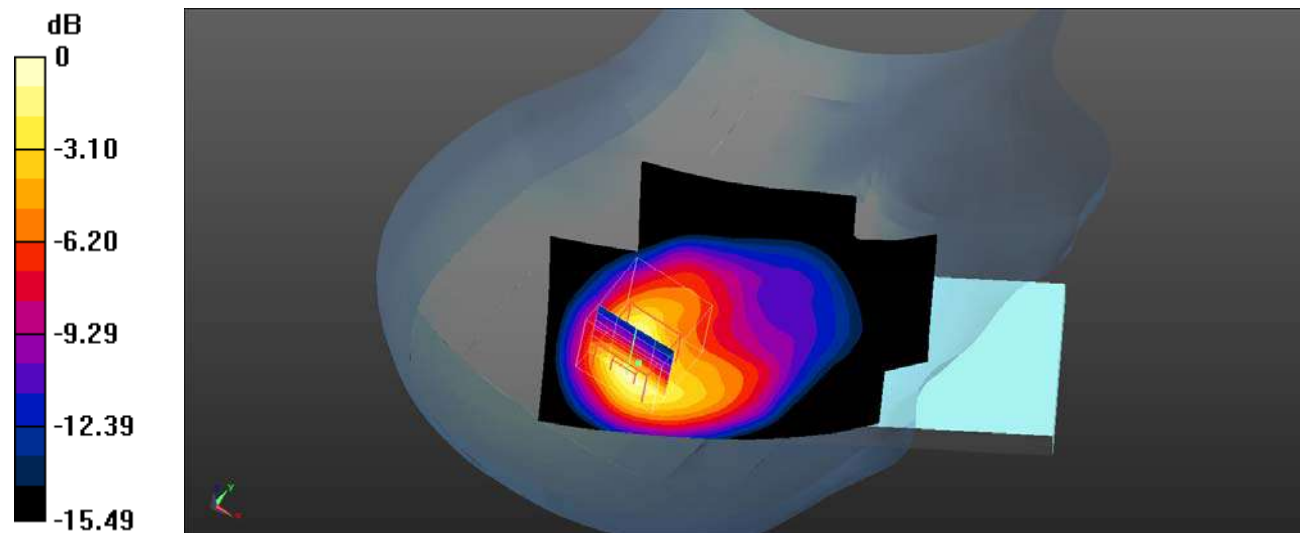
Head Right Cheek/GSM 1900 Low/Zoom Scan (5x5x7)/Cube 0: Measurement grid: dx=8mm, dy=8mm, dz=5mm

Reference Value = 13.24 V/m; Power Drift = -0.05 dB

Peak SAR (extrapolated) = 1.36 W/kg

SAR(1 g) = 0.750 W/kg; SAR(10 g) = 0.393 W/kg

Maximum value of SAR (measured) = 0.823 W/kg



0 dB = 0.823 W/kg = -0.85 dBW/kg

Plot 17#: PCS 1900_Head Right Cheek_Mid**DUT: Mobile Phone; Type: KH7; Serial: SZNS220224-05720E-SA-S1**

Communication System: UID 0, Generic GSM (0); Frequency: 1880 MHz; Duty Cycle: 1:8

Medium parameters used (interpolated): $f = 1880$ MHz; $\sigma = 1.41$ S/m; $\epsilon_r = 40.13$; $\rho = 1000$ kg/m³

Phantom section: Right Section

DASY5 Configuration:

- Probe: EX3DV4- SN3619; ConvF(7.07, 7.07, 7.07); Calibrated: 2021/08/25
- Sensor-Surface: 4mm (Mechanical Surface Detection)
- Electronics: DAE4 Sn1211; Calibrated: 2022/03/01
- Phantom: Twin SAM; Type: QD000P40CD; Serial: TP:1744
- Measurement SW: DASY52, Version 52.10 (4); SEMCAD X Version 14.6.14 (7501)

Head Right Cheek/GSM 1900 Mid/Area Scan (71x91x1): Interpolated grid: dx=1.500 mm, dy=1.500 mm

Maximum value of SAR (interpolated) = 0.911 W/kg

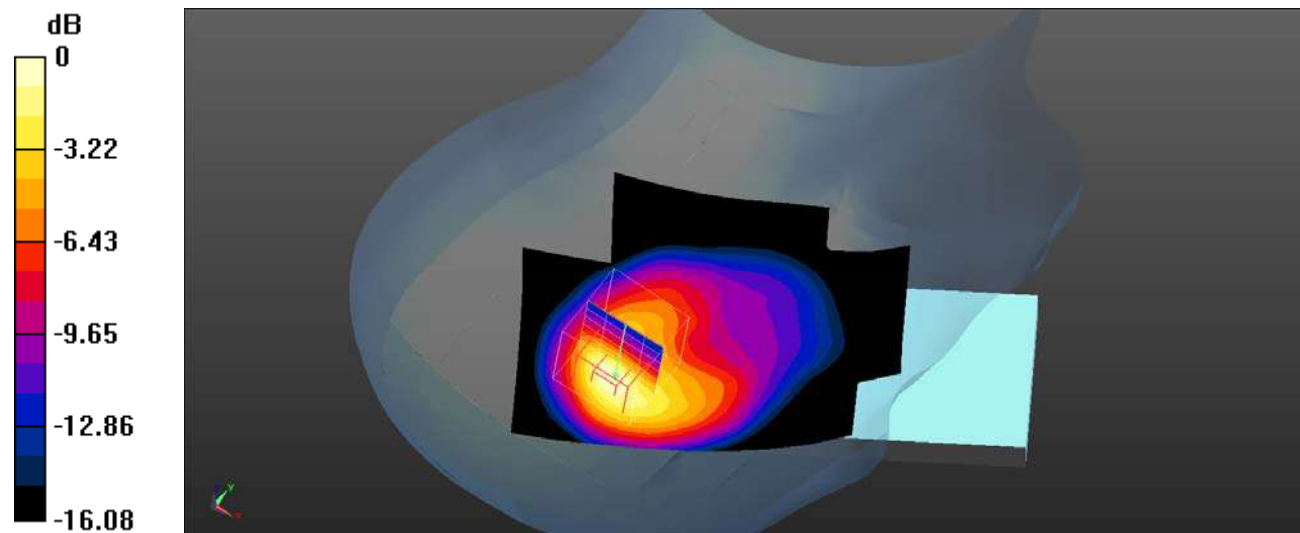
Head Right Cheek/GSM 1900 Mid/Zoom Scan (5x5x7)/Cube 0: Measurement grid: dx=8mm, dy=8mm, dz=5mm

Reference Value = 15.29 V/m; Power Drift = -0.10 dB

Peak SAR (extrapolated) = 1.46 W/kg

SAR(1 g) = 0.798 W/kg; SAR(10 g) = 0.415 W/kg

Maximum value of SAR (measured) = 0.893 W/kg



0 dB = 0.893 W/kg = -0.49 dBW/kg

Plot 18#: PCS 1900_Head Right Cheek_High**DUT: Mobile Phone; Type: KH7; Serial: SZNS220224-05720E-SA-S1**

Communication System: UID 0, Generic GSM (0); Frequency: 1909.8 MHz; Duty Cycle: 1:8

Medium parameters used (interpolated): $f = 1909.8$ MHz; $\sigma = 1.446$ S/m; $\epsilon_r = 39.369$; $\rho = 1000$ kg/m³

Phantom section: Right Section

DASY5 Configuration:

- Probe: EX3DV4- SN3619; ConvF(7.07, 7.07, 7.07); Calibrated: 2021/08/25
- Sensor-Surface: 4mm (Mechanical Surface Detection)
- Electronics: DAE4 Sn1211; Calibrated: 2022/03/01
- Phantom: Twin SAM; Type: QD000P40CD; Serial: TP:1744
- Measurement SW: DASY52, Version 52.10 (4); SEMCAD X Version 14.6.14 (7501)

Head Right Cheek/GSM 1900 High/Area Scan (71x91x1): Interpolated grid: dx=1.500 mm, dy=1.500 mm

Maximum value of SAR (interpolated) = 0.738 W/kg

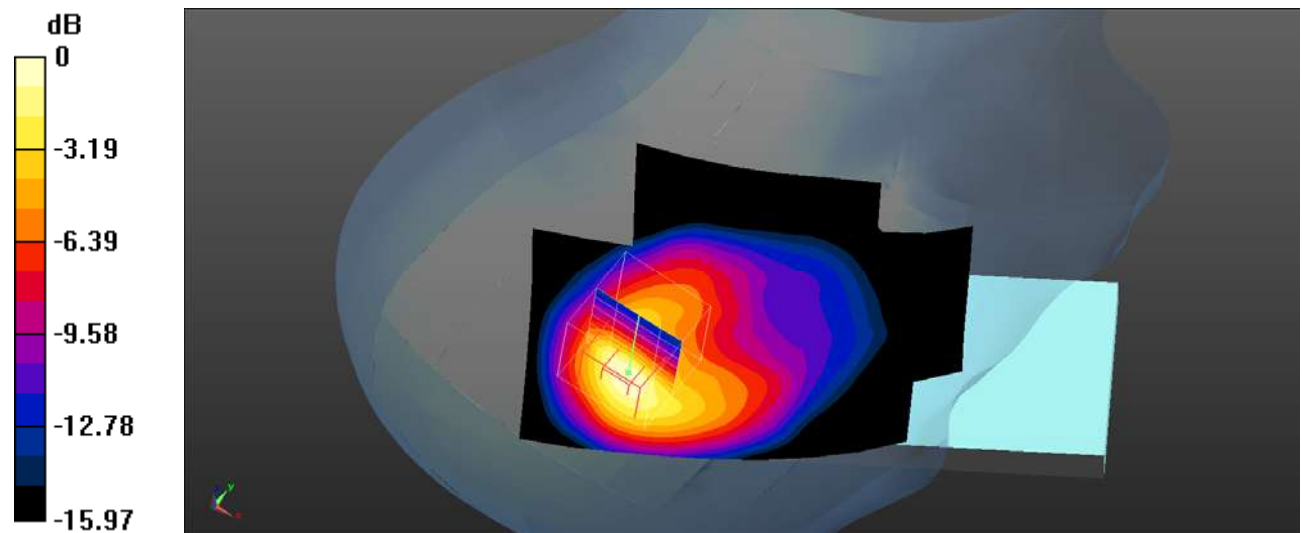
Head Right Cheek/GSM 1900 High/Zoom Scan (5x5x7)/Cube 0: Measurement grid: dx=8mm, dy=8mm, dz=5mm

Reference Value = 11.71 V/m; Power Drift = 0.01 dB

Peak SAR (extrapolated) = 1.20 W/kg

SAR(1 g) = 0.640 W/kg; SAR(10 g) = 0.332 W/kg

Maximum value of SAR (measured) = 0.708 W/kg



0 dB = 0.708 W/kg = -1.50 dBW/kg

Plot 19#: PCS 1900_Head Right Tilt_Low**DUT: Mobile Phone; Type: KH7; Serial: SZNS220224-05720E-SA-S1**

Communication System: UID 0, Generic GSM (0); Frequency: 1850.2 MHz; Duty Cycle: 1:8

Medium parameters used (interpolated): $f = 1850.2$ MHz; $\sigma = 1.404$ S/m; $\epsilon_r = 39.721$; $\rho = 1000$ kg/m³

Phantom section: Right Section

DASY5 Configuration:

- Probe: EX3DV4- SN3619; ConvF(7.07, 7.07, 7.07); Calibrated: 2021/08/25
- Sensor-Surface: 4mm (Mechanical Surface Detection)
- Electronics: DAE4 Sn1211; Calibrated: 2022/03/01
- Phantom: Twin SAM; Type: QD000P40CD; Serial: TP:1744
- Measurement SW: DASY52, Version 52.10 (4); SEMCAD X Version 14.6.14 (7501)

Head Right Tilt/GSM 1900 Low/Area Scan (71x91x1): Interpolated grid: dx=1.500 mm, dy=1.500 mm

Maximum value of SAR (interpolated) = 1.13 W/kg

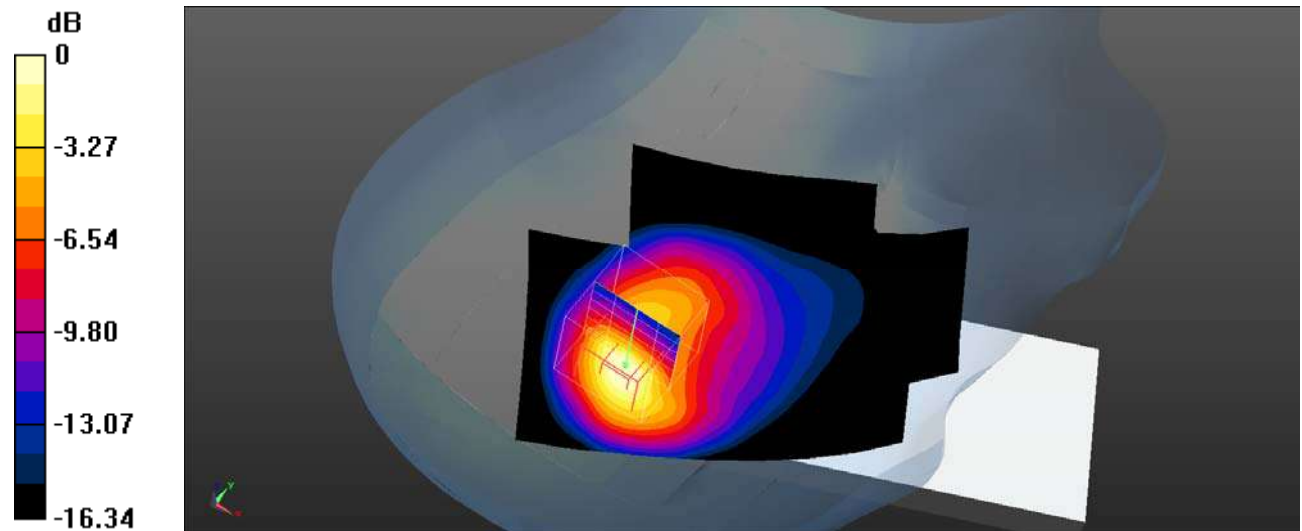
Head Right Tilt/GSM 1900 Low/Zoom Scan (5x5x7)/Cube 0: Measurement grid: dx=8mm, dy=8mm, dz=5mm

Reference Value = 15.87 V/m; Power Drift = -0.10 dB

Peak SAR (extrapolated) = 1.82 W/kg

SAR(1 g) = 0.979 W/kg; SAR(10 g) = 0.493 W/kg

Maximum value of SAR (measured) = 1.10 W/kg



0 dB = 1.10 W/kg = 0.41 dBW/kg

Plot 20#: PCS 1900_Head Right Tilt_Mid**DUT: Mobile Phone; Type: KH7; Serial: SZNS220224-05720E-SA-S1**

Communication System: UID 0, Generic GSM (0); Frequency: 1880 MHz; Duty Cycle: 1:8

Medium parameters used (interpolated): $f = 1880$ MHz; $\sigma = 1.41$ S/m; $\epsilon_r = 40.13$; $\rho = 1000$ kg/m³

Phantom section: Right Section

DASY5 Configuration:

- Probe: EX3DV4- SN3619; ConvF(7.07, 7.07, 7.07); Calibrated: 2021/08/25
- Sensor-Surface: 4mm (Mechanical Surface Detection)
- Electronics: DAE4 Sn1211; Calibrated: 2022/03/01
- Phantom: Twin SAM; Type: QD000P40CD; Serial: TP:1744
- Measurement SW: DASY52, Version 52.10 (4); SEMCAD X Version 14.6.14 (7501)

Head Right Tilt/GSM 1900 Mid/Area Scan (71x91x1): Interpolated grid: dx=1.500 mm, dy=1.500 mm

Maximum value of SAR (interpolated) = 1.15 W/kg

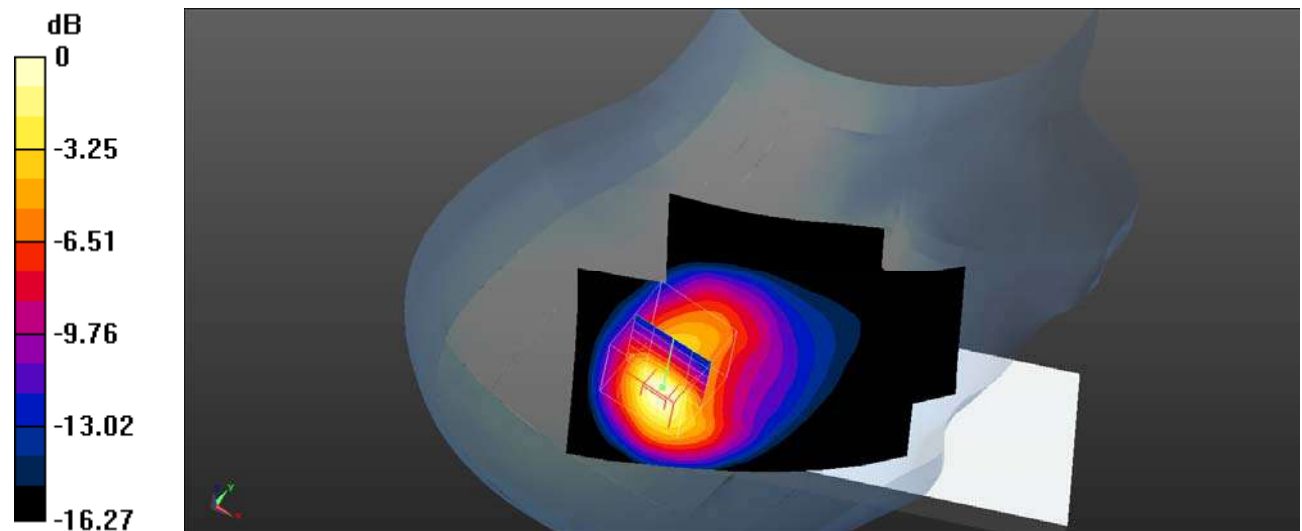
Head Right Tilt/GSM 1900 Mid/Zoom Scan (5x5x7)/Cube 0: Measurement grid: dx=8mm, dy=8mm, dz=5mm

Reference Value = 15.49 V/m; Power Drift = -0.02 dB

Peak SAR (extrapolated) = 1.88 W/kg

SAR(1 g) = 0.996 W/kg; SAR(10 g) = 0.501 W/kg

Maximum value of SAR (measured) = 1.12 W/kg



0 dB = 1.12 W/kg = 0.49 dBW/kg

Plot 21#: PCS 1900_Head Right Tilt_High**DUT: Mobile Phone; Type: KH7; Serial: SZNS220224-05720E-SA-S1**

Communication System: UID 0, Generic GSM (0); Frequency: 1909.8 MHz; Duty Cycle: 1:8

Medium parameters used (interpolated): $f = 1909.8$ MHz; $\sigma = 1.446$ S/m; $\epsilon_r = 39.369$; $\rho = 1000$ kg/m³

Phantom section: Right Section

DASY5 Configuration:

- Probe: EX3DV4- SN3619; ConvF(7.07, 7.07, 7.07); Calibrated: 2021/08/25
- Sensor-Surface: 4mm (Mechanical Surface Detection)
- Electronics: DAE4 Sn1211; Calibrated: 2022/03/01
- Phantom: Twin SAM; Type: QD000P40CD; Serial: TP:1744
- Measurement SW: DASY52, Version 52.10 (4); SEMCAD X Version 14.6.14 (7501)

Head Right Tilt/GSM 1900 High/Area Scan (71x91x1): Interpolated grid: $dx=1.500$ mm, $dy=1.500$ mm

Maximum value of SAR (interpolated) = 0.986 W/kg

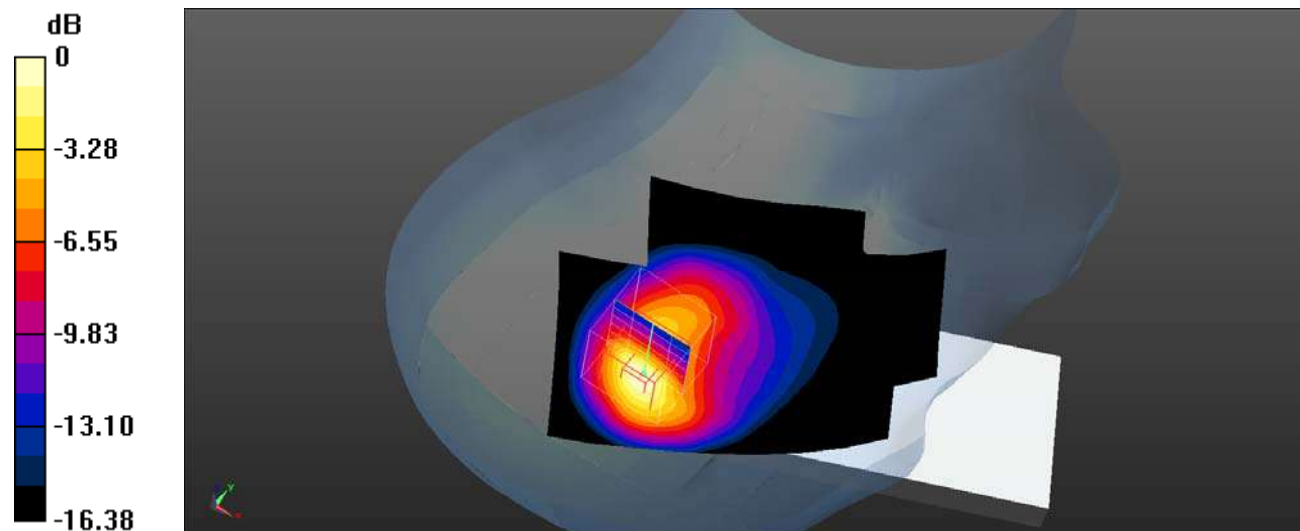
Head Right Tilt/GSM 1900 High/Zoom Scan (5x5x7)/Cube 0: Measurement grid: $dx=8$ mm, $dy=8$ mm, $dz=5$ mm

Reference Value = 13.98 V/m; Power Drift = -0.02 dB

Peak SAR (extrapolated) = 1.60 W/kg

SAR(1 g) = 0.853 W/kg; SAR(10 g) = 0.427 W/kg

Maximum value of SAR (measured) = 0.978 W/kg



0 dB = 0.978 W/kg = -0.10 dBW/kg

Plot 22#: PCS 1900_Body Worn Back_Mid**DUT: Mobile Phone; Type: KH7; Serial: SZNS220224-05720E-SA-S1**

Communication System: UID 0, Generic GSM (0); Frequency: 1880 MHz; Duty Cycle: 1:8

Medium parameters used (interpolated): $f = 1880$ MHz; $\sigma = 1.41$ S/m; $\epsilon_r = 40.13$; $\rho = 1000$ kg/m³

Phantom section: Flat Section

DASY5 Configuration:

- Probe: EX3DV4- SN3619; ConvF(7.07, 7.07, 7.07); Calibrated: 2021/08/25
- Sensor-Surface: 4mm (Mechanical Surface Detection)
- Electronics: DAE4 Sn1211; Calibrated: 2022/03/01
- Phantom: Twin SAM; Type: QD000P40CD; Serial: TP:1744
- Measurement SW: DASY52, Version 52.10 (4); SEMCAD X Version 14.6.14 (7501)

Body Worn Back/GSM 1900 Mid/Area Scan (71x91x1): Interpolated grid: dx=1.500 mm, dy=1.500 mm

Maximum value of SAR (interpolated) = 0.362 W/kg

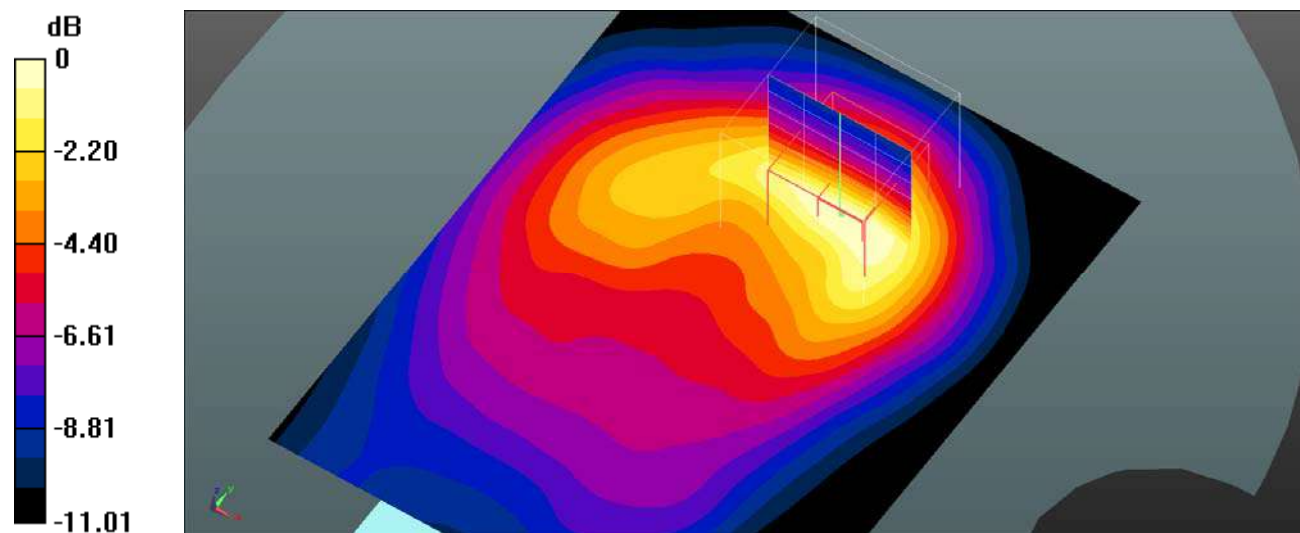
Body Worn Back/GSM 1900 Mid/Zoom Scan (5x5x7)/Cube 0: Measurement grid: dx=8mm, dy=8mm, dz=5mm

Reference Value = 8.167 V/m; Power Drift = 0.07 dB

Peak SAR (extrapolated) = 0.527 W/kg

SAR(1 g) = 0.318 W/kg; SAR(10 g) = 0.189 W/kg

Maximum value of SAR (measured) = 0.346 W/kg



Plot 23#: PCS 1900_Body Front_Mid**DUT: Mobile Phone; Type: KH7; Serial: SZNS220224-05720E-SA-S1**

Communication System: UID 0, Generic GPRS-4 slots (0); Frequency: 1880 MHz; Duty Cycle: 1:2

Medium parameters used (interpolated): $f = 1880$ MHz; $\sigma = 1.41$ S/m; $\epsilon_r = 40.13$; $\rho = 1000$ kg/m³

Phantom section: Flat Section

DASY5 Configuration:

- Probe: EX3DV4- SN3619; ConvF(7.07, 7.07, 7.07); Calibrated: 2021/08/25
- Sensor-Surface: 4mm (Mechanical Surface Detection)
- Electronics: DAE4 Sn1211; Calibrated: 2022/03/01
- Phantom: Twin SAM; Type: QD000P40CD; Serial: TP:1744
- Measurement SW: DASY52, Version 52.10 (4); SEMCAD X Version 14.6.14 (7501)

Body Front/GSM 1900 Mid/Area Scan (71x91x1): Interpolated grid: dx=1.500 mm, dy=1.500 mm

Maximum value of SAR (interpolated) = 0.659 W/kg

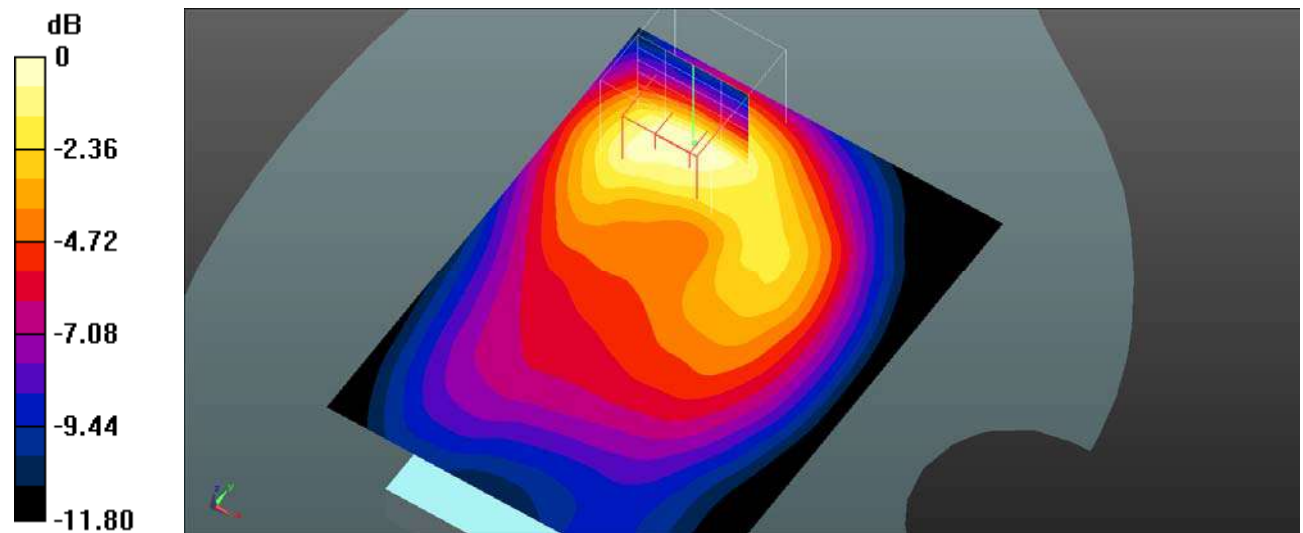
Body Front/GSM 1900 Mid/Zoom Scan (5x5x7)/Cube 0: Measurement grid: dx=8mm, dy=8mm, dz=5mm

Reference Value = 13.15 V/m; Power Drift = -0.12 dB

Peak SAR (extrapolated) = 1.00 W/kg

SAR(1 g) = 0.618 W/kg; SAR(10 g) = 0.366 W/kg

Maximum value of SAR (measured) = 0.663 W/kg



0 dB = 0.663 W/kg = -1.78 dBW/kg

Plot 24#: PCS 1900_Body Back_Low**DUT: Mobile Phone; Type: KH7; Serial: SZNS220224-05720E-SA-S1**

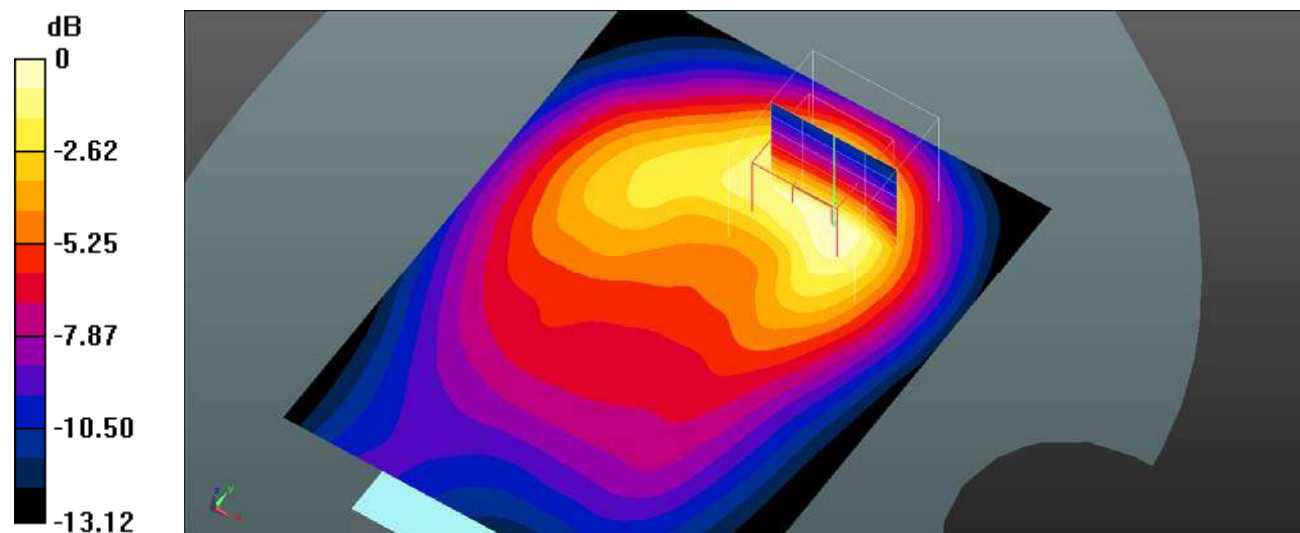
Communication System: UID 0, Generic GPRS-4 slots (0); Frequency: 1850.2 MHz; Duty Cycle: 1:2
Medium parameters used (interpolated): $f = 1850.2$ MHz; $\sigma = 1.404$ S/m; $\epsilon_r = 39.721$; $\rho = 1000$ kg/m³
Phantom section: Flat Section

DASY5 Configuration:

- Probe: EX3DV4- SN3619; ConvF(7.07, 7.07, 7.07); Calibrated: 2021/08/25
- Sensor-Surface: 4mm (Mechanical Surface Detection)
- Electronics: DAE4 Sn1211; Calibrated: 2022/03/01
- Phantom: Twin SAM; Type: QD000P40CD; Serial: TP:1744
- Measurement SW: DASY52, Version 52.10 (4); SEMCAD X Version 14.6.14 (7501)

Body Back/GSM 1900 Low/Area Scan (71x91x1): Interpolated grid: $dx=1.500$ mm, $dy=1.500$ mm
Maximum value of SAR (interpolated) = 1.09 W/kg

Body Back/GSM 1900 Low/Zoom Scan (5x5x7)/Cube 0: Measurement grid: $dx=8$ mm, $dy=8$ mm, $dz=5$ mm
Reference Value = 14.64 V/m; Power Drift = -0.10 dB
Peak SAR (extrapolated) = 1.78 W/kg
SAR(1 g) = 0.995 W/kg; SAR(10 g) = 0.539 W/kg
Maximum value of SAR (measured) = 1.11 W/kg



Plot 25#: PCS 1900_Body Back_Mid**DUT: Mobile Phone; Type: KH7; Serial: SZNS220224-05720E-SA-S1**

Communication System: UID 0, Generic GPRS-4 slots (0); Frequency: 1880 MHz; Duty Cycle: 1:2

Medium parameters used (interpolated): $f = 1880$ MHz; $\sigma = 1.41$ S/m; $\epsilon_r = 40.13$; $\rho = 1000$ kg/m³

Phantom section: Flat Section

DASY5 Configuration:

- Probe: EX3DV4- SN3619; ConvF(7.07, 7.07, 7.07); Calibrated: 2021/08/25
- Sensor-Surface: 4mm (Mechanical Surface Detection)
- Electronics: DAE4 Sn1211; Calibrated: 2022/03/01
- Phantom: Twin SAM; Type: QD000P40CD; Serial: TP:1744
- Measurement SW: DASY52, Version 52.10 (4); SEMCAD X Version 14.6.14 (7501)

Body Back/GSM 1900 Mid/Area Scan (71x91x1): Interpolated grid: dx=1.500 mm, dy=1.500 mm

Maximum value of SAR (interpolated) = 1.10 W/kg

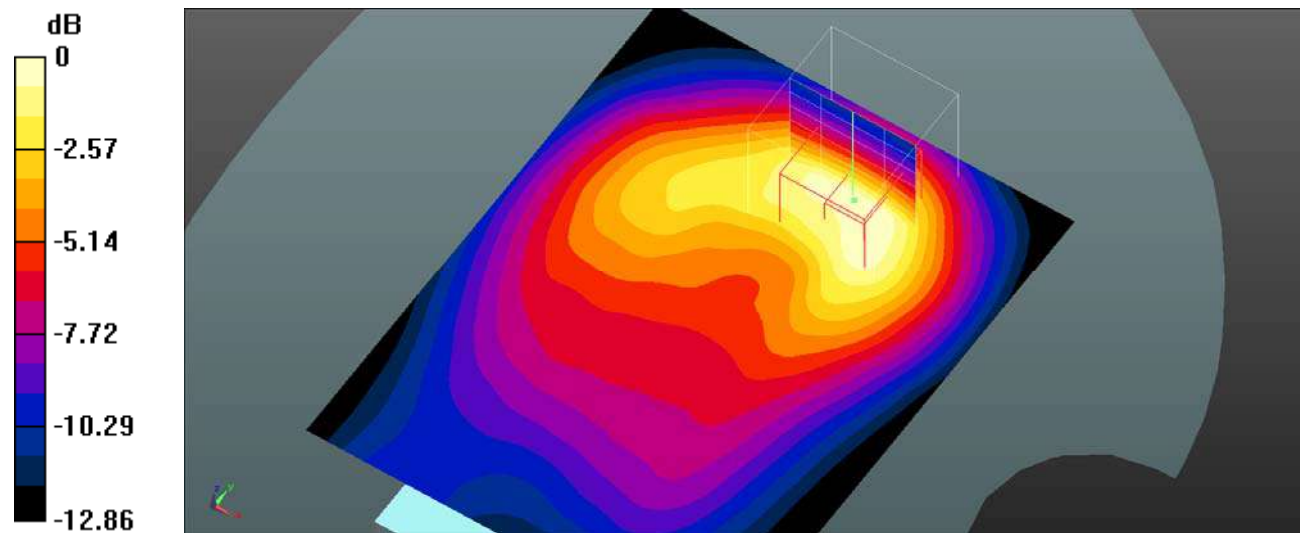
Body Back/GSM 1900 Mid/Zoom Scan (5x5x7)/Cube 0: Measurement grid: dx=8mm, dy=8mm, dz=5mm

Reference Value = 14.15 V/m; Power Drift = -0.01 dB

Peak SAR (extrapolated) = 1.81 W/kg

SAR(1 g) = 0.991 W/kg; SAR(10 g) = 0.529 W/kg

Maximum value of SAR (measured) = 1.11 W/kg



0 dB = 1.11 W/kg = 0.45 dBW/kg

Plot 26#: PCS 1900_Body Back_High**DUT: Mobile Phone; Type: KH7; Serial: SZNS220224-05720E-SA-S1**

Communication System: UID 0, Generic GPRS-4 slots (0); Frequency: 1909.8 MHz; Duty Cycle: 1:2
Medium parameters used (interpolated): $f = 1909.8$ MHz; $\sigma = 1.446$ S/m; $\epsilon_r = 39.369$; $\rho = 1000$ kg/m³
Phantom section: Flat Section

DASY5 Configuration:

- Probe: EX3DV4- SN3619; ConvF(7.07, 7.07, 7.07); Calibrated: 2021/08/25
- Sensor-Surface: 4mm (Mechanical Surface Detection)
- Electronics: DAE4 Sn1211; Calibrated: 2022/03/01
- Phantom: Twin SAM; Type: QD000P40CD; Serial: TP:1744
- Measurement SW: DASY52, Version 52.10 (4); SEMCAD X Version 14.6.14 (7501)

Body Back/GSM 1900 High/Area Scan (71x91x1): Interpolated grid: dx=1.500 mm, dy=1.500 mm

Maximum value of SAR (interpolated) = 1.05 W/kg

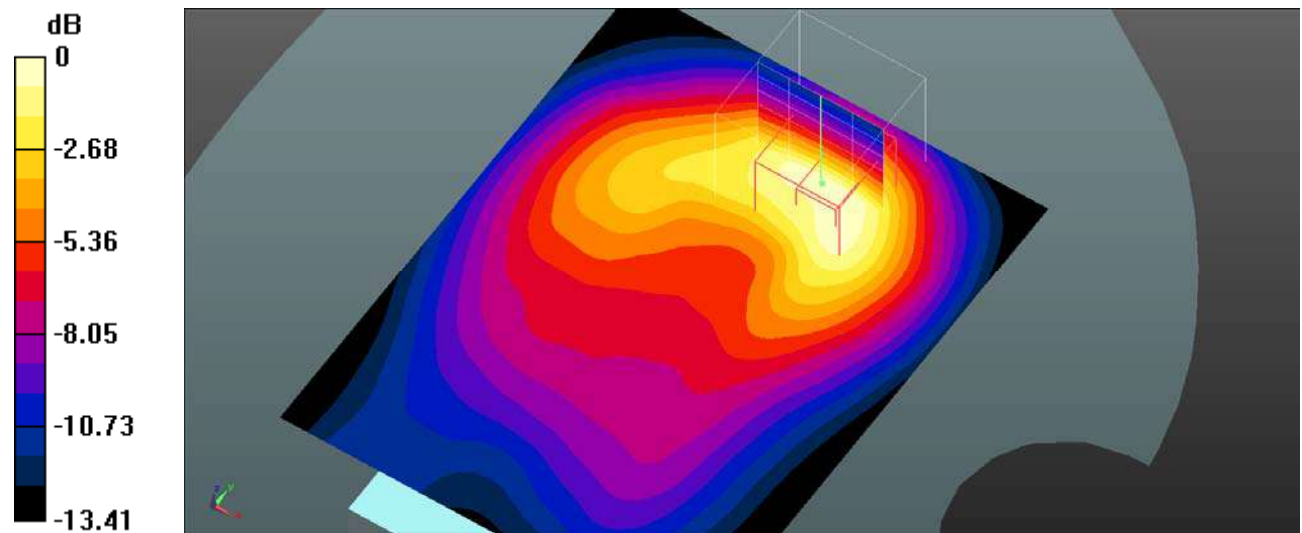
Body Back/GSM 1900 High/Zoom Scan (5x5x7)/Cube 0: Measurement grid: dx=8mm, dy=8mm, dz=5mm

Reference Value = 13.06 V/m; Power Drift = -0.11 dB

Peak SAR (extrapolated) = 1.79 W/kg

SAR(1 g) = 0.985 W/kg; SAR(10 g) = 0.548 W/kg

Maximum value of SAR (measured) = 1.07 W/kg



0 dB = 1.07 W/kg = 0.29 dBW/kg

Plot 27#: PCS 1900_Body Left_Mid**DUT: Mobile Phone; Type: KH7; Serial: SZNS220224-05720E-SA-S1**

Communication System: UID 0, Generic GPRS-4 slots (0); Frequency: 1880 MHz; Duty Cycle: 1:2

Medium parameters used (interpolated): $f = 1880$ MHz; $\sigma = 1.41$ S/m; $\epsilon_r = 40.13$; $\rho = 1000$ kg/m³

Phantom section: Flat Section

DASY5 Configuration:

- Probe: EX3DV4- SN3619; ConvF(7.07, 7.07, 7.07); Calibrated: 2021/08/25
- Sensor-Surface: 4mm (Mechanical Surface Detection)
- Electronics: DAE4 Sn1211; Calibrated: 2022/03/01
- Phantom: Twin SAM; Type: QD000P40CD; Serial: TP:1744
- Measurement SW: DASY52, Version 52.10 (4); SEMCAD X Version 14.6.14 (7501)

Body Left/GSM 1900 Mid/Area Scan (71x91x1): Interpolated grid: dx=1.500 mm, dy=1.500 mm

Maximum value of SAR (interpolated) = 0.230 W/kg

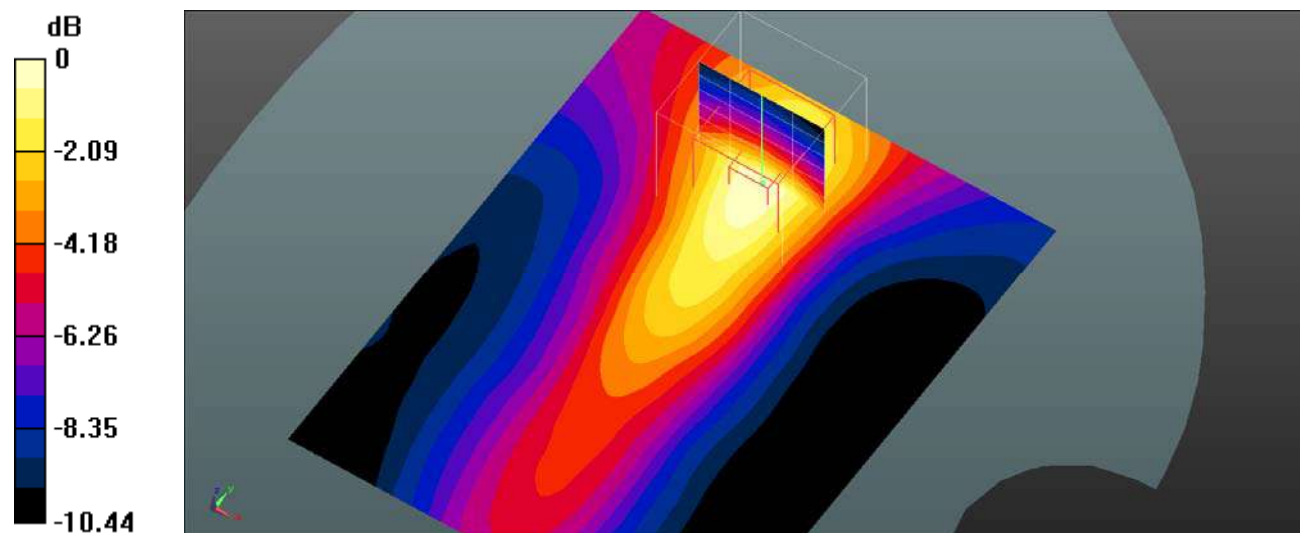
Body Left/GSM 1900 Mid/Zoom Scan (5x5x7)/Cube 0: Measurement grid: dx=8mm, dy=8mm, dz=5mm

Reference Value = 9.364 V/m; Power Drift = -0.11 dB

Peak SAR (extrapolated) = 0.335 W/kg

SAR(1 g) = 0.213 W/kg; SAR(10 g) = 0.131 W/kg

Maximum value of SAR (measured) = 0.238 W/kg



0 dB = 0.238 W/kg = -6.23 dBW/kg

Plot 28#: PCS 1900_Body Top_Low**DUT: Mobile Phone; Type: KH7; Serial: SZNS220224-05720E-SA-S1**

Communication System: UID 0, Generic GPRS-4 slots (0); Frequency: 1850.2 MHz; Duty Cycle: 1:2
Medium parameters used (interpolated): $f = 1850.2$ MHz; $\sigma = 1.404$ S/m; $\epsilon_r = 39.721$; $\rho = 1000$ kg/m³
Phantom section: Flat Section

DASY5 Configuration:

- Probe: EX3DV4- SN3619; ConvF(7.07, 7.07, 7.07); Calibrated: 2021/08/25
- Sensor-Surface: 4mm (Mechanical Surface Detection)
- Electronics: DAE4 Sn1211; Calibrated: 2022/03/01
- Phantom: Twin SAM; Type: QD000P40CD; Serial: TP:1744
- Measurement SW: DASY52, Version 52.10 (4); SEMCAD X Version 14.6.14 (7501)

Body Top/GSM 1900 Low/Area Scan (71x91x1): Interpolated grid: dx=1.500 mm, dy=1.500 mm

Maximum value of SAR (interpolated) = 1.53 W/kg

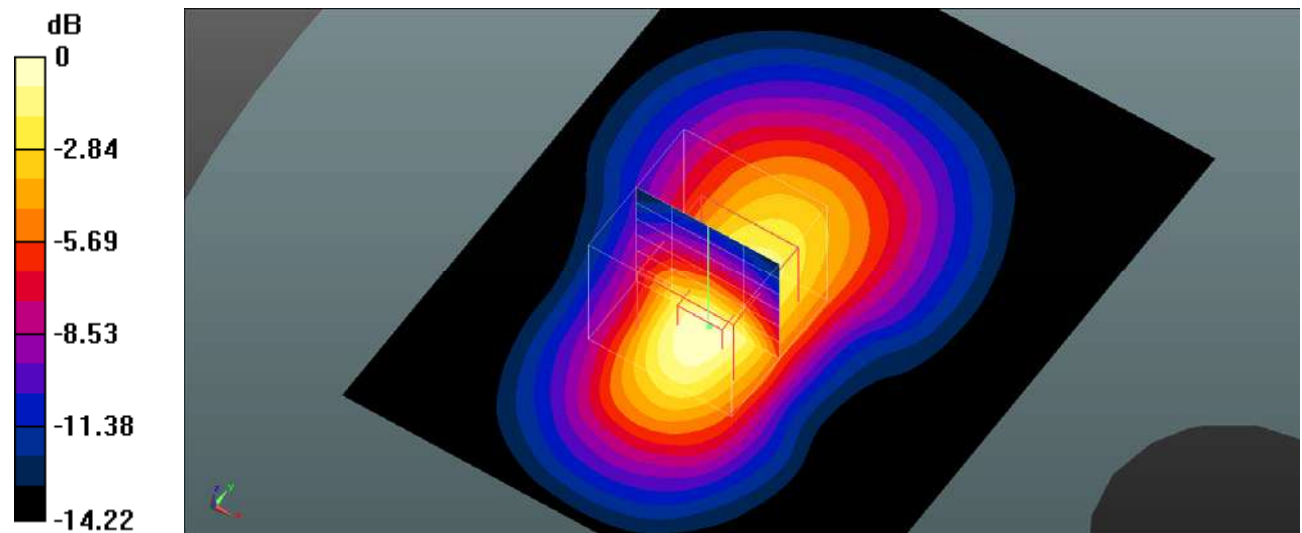
Body Top/GSM 1900 Low/Zoom Scan (5x5x7)/Cube 0: Measurement grid: dx=8mm, dy=8mm, dz=5mm

Reference Value = 29.00 V/m; Power Drift = -0.02 dB

Peak SAR (extrapolated) = 2.23 W/kg

SAR(1 g) = 1.02 W/kg; SAR(10 g) = 0.557 W/kg

Maximum value of SAR (measured) = 1.48 W/kg



0 dB = 1.48 W/kg = 1.70 dBW/kg

Plot 29#: PCS 1900_Body Top_Mid**DUT: Mobile Phone; Type: KH7; Serial: SZNS220224-05720E-SA-S1**

Communication System: UID 0, Generic GPRS-4 slots (0); Frequency: 1880 MHz; Duty Cycle: 1:2

Medium parameters used (interpolated): $f = 1880$ MHz; $\sigma = 1.41$ S/m; $\epsilon_r = 40.13$; $\rho = 1000$ kg/m³

Phantom section: Flat Section

DASY5 Configuration:

- Probe: EX3DV4- SN3619; ConvF(7.07, 7.07, 7.07); Calibrated: 2021/08/25
- Sensor-Surface: 4mm (Mechanical Surface Detection)
- Electronics: DAE4 Sn1211; Calibrated: 2022/03/01
- Phantom: Twin SAM; Type: QD000P40CD; Serial: TP:1744
- Measurement SW: DASY52, Version 52.10 (4); SEMCAD X Version 14.6.14 (7501)

Body Top/GSM 1900 Mid/Area Scan (71x91x1): Interpolated grid: dx=1.500 mm, dy=1.500 mm

Maximum value of SAR (interpolated) = 1.45 W/kg

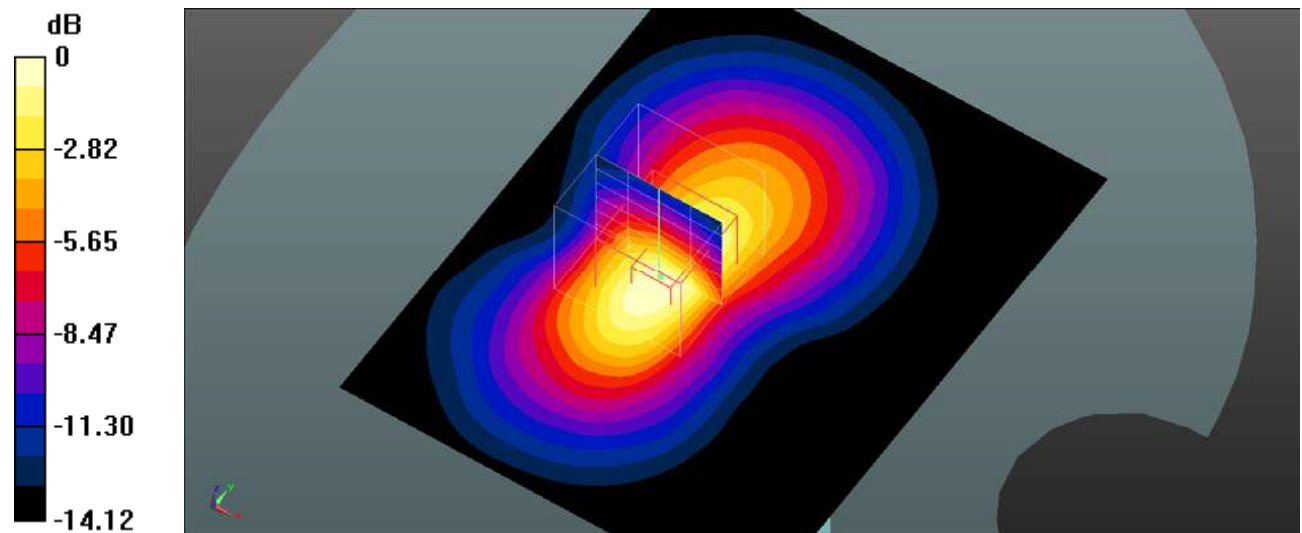
Body Top/GSM 1900 Mid/Zoom Scan (5x5x7)/Cube 0: Measurement grid: dx=8mm, dy=8mm, dz=5mm

Reference Value = 23.83 V/m; Power Drift = -0.07 dB

Peak SAR (extrapolated) = 2.23 W/kg

SAR(1 g) = 0.993 W/kg; SAR(10 g) = 0.538 W/kg

Maximum value of SAR (measured) = 1.45 W/kg



0 dB = 1.45 W/kg = 1.61 dBW/kg

Plot 30#: PCS 1900_Body Top_High**DUT: Mobile Phone; Type: KH7; Serial: SZNS220224-05720E-SA-S1**

Communication System: UID 0, Generic GPRS-4 slots (0); Frequency: 1909.8 MHz; Duty Cycle: 1:2
 Medium parameters used (interpolated): $f = 1909.8$ MHz; $\sigma = 1.446$ S/m; $\epsilon_r = 39.369$; $\rho = 1000$ kg/m³
 Phantom section: Flat Section

DASY5 Configuration:

- Probe: EX3DV4- SN3619; ConvF(7.07, 7.07, 7.07); Calibrated: 2021/08/25
- Sensor-Surface: 4mm (Mechanical Surface Detection)
- Electronics: DAE4 Sn1211; Calibrated: 2022/03/01
- Phantom: Twin SAM; Type: QD000P40CD; Serial: TP:1744
- Measurement SW: DASY52, Version 52.10 (4); SEMCAD X Version 14.6.14 (7501)

Body Top/GSM 1900 High/Area Scan (71x91x1): Interpolated grid: dx=1.500 mm, dy=1.500 mm

Maximum value of SAR (interpolated) = 1.09 W/kg

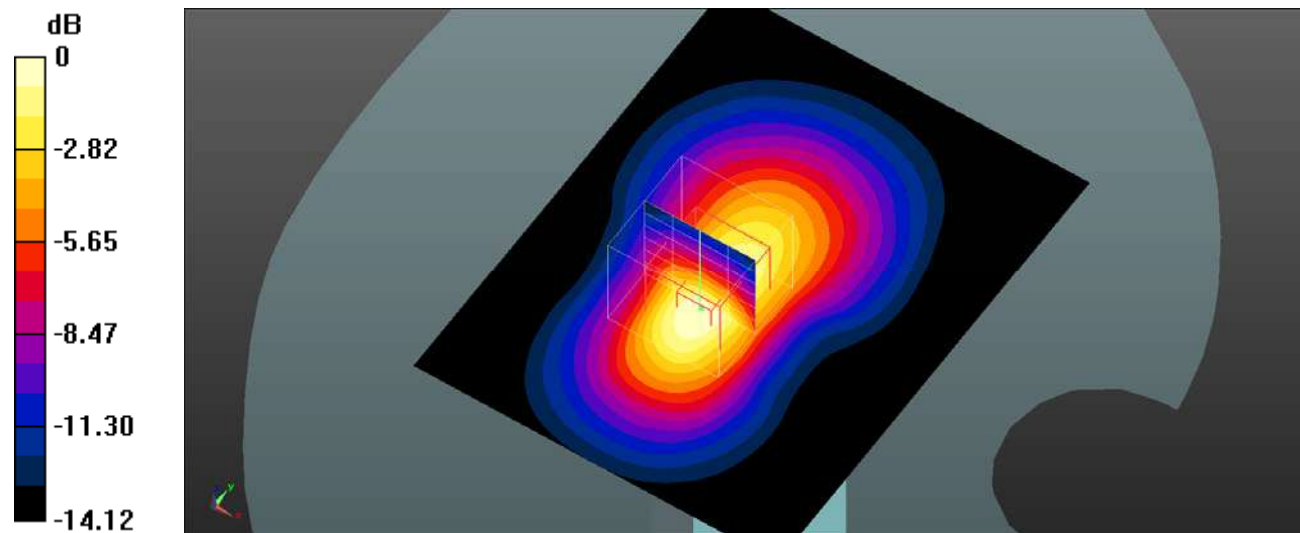
Body Top/GSM 1900 High/Zoom Scan (5x5x7)/Cube 0: Measurement grid: dx=8mm, dy=8mm, dz=5mm

Reference Value = 28.68 V/m; Power Drift = -0.06 dB

Peak SAR (extrapolated) = 2.04 W/kg

SAR(1 g) = 0.981 W/kg; SAR(10 g) = 0.462 W/kg

Maximum value of SAR (measured) = 1.33 W/kg



0 dB = 1.33 W/kg = 1.24 dBW/kg

Plot 31#: WCDMA Band 2_Head Left Cheek_Mid**DUT: Mobile Phone; Type: KH7; Serial: SZNS220224-05720E-SA-S1**

Communication System: UID 0, WCDMA (0); Frequency: 1880 MHz; Duty Cycle: 1:1

Medium parameters used (interpolated): $f = 1880$ MHz; $\sigma = 1.415$ S/m; $\epsilon_r = 40.105$; $\rho = 1000$ kg/m³

Phantom section: Left Section

DASY5 Configuration:

- Probe: EX3DV4- SN3619; ConvF(7.07, 7.07, 7.07); Calibrated: 2021/08/25
- Sensor-Surface: 4mm (Mechanical Surface Detection)
- Electronics: DAE4 Sn1211; Calibrated: 2022/03/01
- Phantom: Twin SAM; Type: QD000P40CD; Serial: TP:1744
- Measurement SW: DASY52, Version 52.10 (4); SEMCAD X Version 14.6.14 (7501)

Head Left Cheek/WCDMA Band 2 Mid/Area Scan (71x91x1): Interpolated grid: dx=1.500 mm, dy=1.500 mm

Maximum value of SAR (interpolated) = 0.457 W/kg

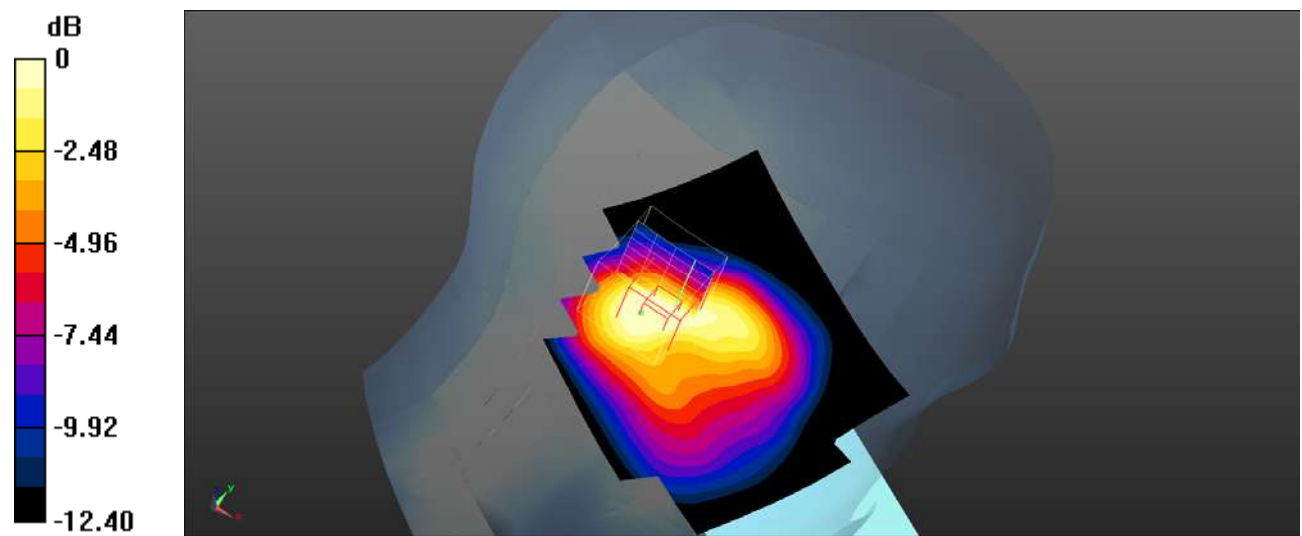
Head Left Cheek/WCDMA Band 2 Mid/Zoom Scan (5x5x7)/Cube 0: Measurement grid: dx=8mm, dy=8mm, dz=5mm

Reference Value = 16.31 V/m; Power Drift = -0.16 dB

Peak SAR (extrapolated) = 0.628 W/kg

SAR(1 g) = 0.400 W/kg; SAR(10 g) = 0.238 W/kg

Maximum value of SAR (measured) = 0.438 W/kg



0 dB = 0.438 W/kg = -3.59 dBW/kg

Plot 32#: WCDMA Band 2_Head Left Tilt_Mid**DUT: Mobile Phone; Type: KH7; Serial: SZNS220224-05720E-SA-S1**

Communication System: UID 0, WCDMA (0); Frequency: 1880 MHz; Duty Cycle: 1:1

Medium parameters used (interpolated): $f = 1880$ MHz; $\sigma = 1.415$ S/m; $\epsilon_r = 40.105$; $\rho = 1000$ kg/m³

Phantom section: Left Section

DASY5 Configuration:

- Probe: EX3DV4- SN3619; ConvF(7.07, 7.07, 7.07); Calibrated: 2021/08/25
- Sensor-Surface: 4mm (Mechanical Surface Detection)
- Electronics: DAE4 Sn1211; Calibrated: 2022/03/01
- Phantom: Twin SAM; Type: QD000P40CD; Serial: TP:1744
- Measurement SW: DASY52, Version 52.10 (4); SEMCAD X Version 14.6.14 (7501)

Head Left Tilt/WCDMA Band 2 Mid/Area Scan (71x91x1): Interpolated grid: dx=1.500 mm, dy=1.500 mm

Maximum value of SAR (interpolated) = 0.617 W/kg

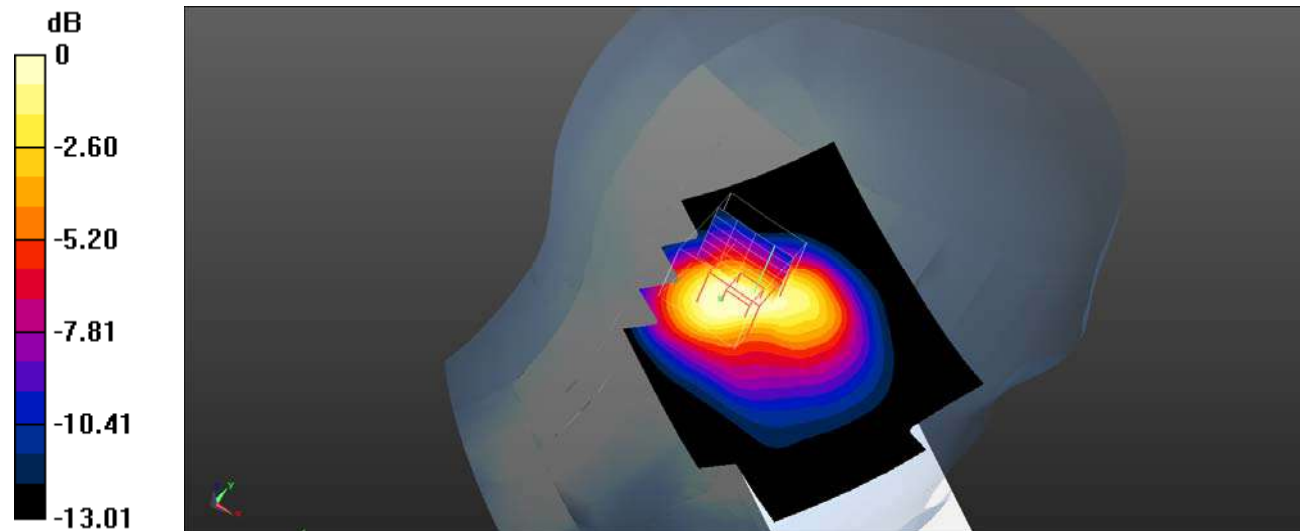
Head Left Tilt/WCDMA Band 2 Mid/Zoom Scan (5x5x7)/Cube 0: Measurement grid: dx=8mm, dy=8mm, dz=5mm

Reference Value = 18.19 V/m; Power Drift = 0.06 dB

Peak SAR (extrapolated) = 0.897 W/kg

SAR(1 g) = 0.552 W/kg; SAR(10 g) = 0.315 W/kg

Maximum value of SAR (measured) = 0.595 W/kg



0 dB = 0.595 W/kg = -2.25 dBW/kg

Plot 33#: WCDMA Band 2_Head Right Cheek_Mid**DUT: Mobile Phone; Type: KH7; Serial: SZNS220224-05720E-SA-S1**

Communication System: UID 0, WCDMA (0); Frequency: 1880 MHz; Duty Cycle: 1:1

Medium parameters used (interpolated): $f = 1880$ MHz; $\sigma = 1.415$ S/m; $\epsilon_r = 40.105$; $\rho = 1000$ kg/m³

Phantom section: Right Section

DASY5 Configuration:

- Probe: EX3DV4- SN3619; ConvF(7.07, 7.07, 7.07); Calibrated: 2021/08/25
- Sensor-Surface: 4mm (Mechanical Surface Detection)
- Electronics: DAE4 Sn1211; Calibrated: 2022/03/01
- Phantom: Twin SAM; Type: QD000P40CD; Serial: TP:1744
- Measurement SW: DASY52, Version 52.10 (4); SEMCAD X Version 14.6.14 (7501)

Head Right Cheek/WCDMA Band 2 Mid/Area Scan (71x91x1): Interpolated grid: dx=1.500 mm, dy=1.500 mm

Maximum value of SAR (interpolated) = 0.708 W/kg

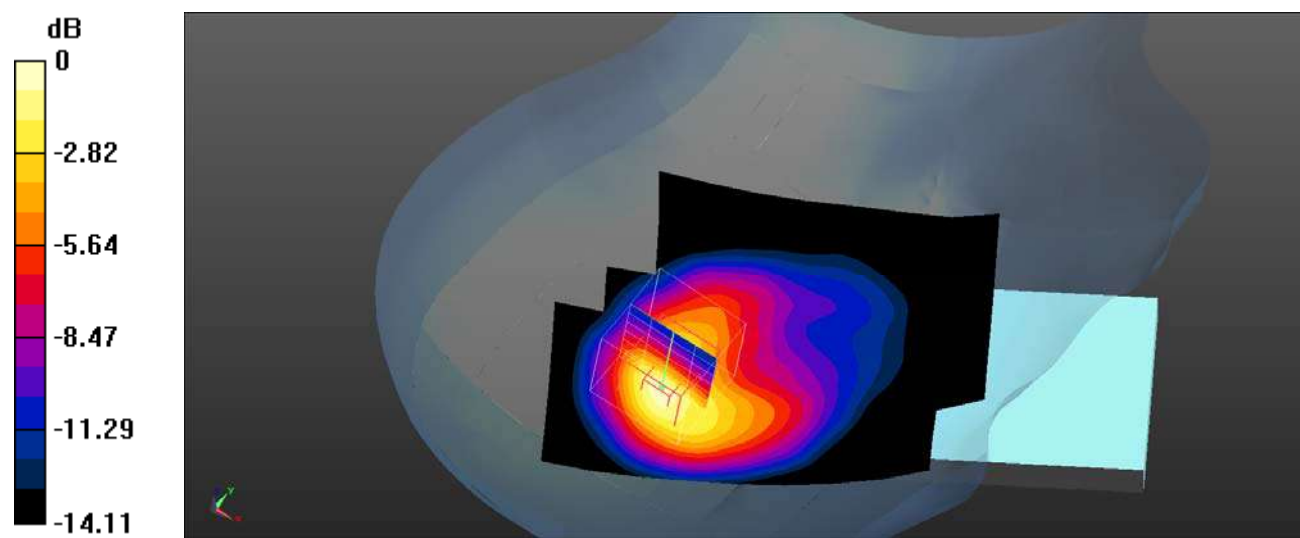
Head Right Cheek/WCDMA Band 2 Mid/Zoom Scan (5x5x7)/Cube 0: Measurement grid: dx=8mm, dy=8mm, dz=5mm

Reference Value = 13.30 V/m; Power Drift = -0.02 dB

Peak SAR (extrapolated) = 1.18 W/kg

SAR(1 g) = 0.640 W/kg; SAR(10 g) = 0.342 W/kg

Maximum value of SAR (measured) = 0.738 W/kg



0 dB = 0.738 W/kg = -1.32 dBW/kg

Plot 34#: WCDMA Band 2_Head Right Tilt_Low**DUT: Mobile Phone; Type: KH7; Serial: SZNS220224-05720E-SA-S1**

Communication System: UID 0, WCDMA (0); Frequency: 1852.4 MHz; Duty Cycle: 1:1

Medium parameters used (interpolated): $f = 1852.4$ MHz; $\sigma = 1.398$ S/m; $\epsilon_r = 40.013$; $\rho = 1000$ kg/m³

Phantom section: Right Section

DASY5 Configuration:

- Probe: EX3DV4- SN3619; ConvF(7.07, 7.07, 7.07); Calibrated: 2021/08/25
- Sensor-Surface: 4mm (Mechanical Surface Detection)
- Electronics: DAE4 Sn1211; Calibrated: 2022/03/01
- Phantom: Twin SAM; Type: QD000P40CD; Serial: TP:1744
- Measurement SW: DASY52, Version 52.10 (4); SEMCAD X Version 14.6.14 (7501)

Head Right Tilt/WCDMA Band 2 Low/Area Scan (71x91x1): Interpolated grid: dx=1.500 mm, dy=1.500 mm

Maximum value of SAR (interpolated) = 0.984 W/kg

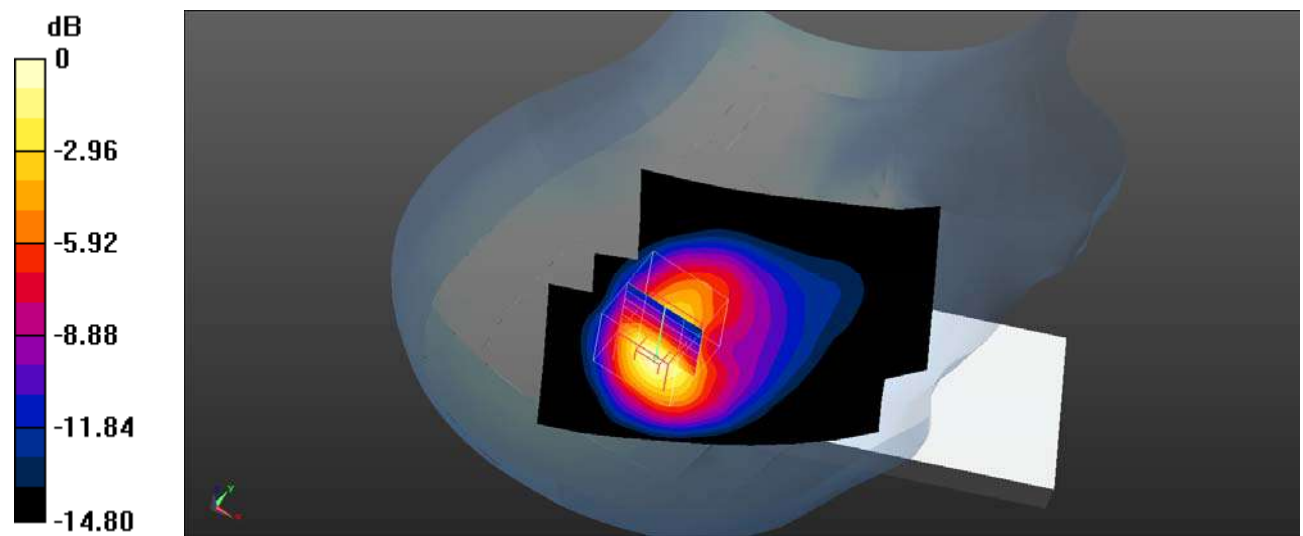
Head Right Tilt/WCDMA Band 2 Low/Zoom Scan (5x5x7)/Cube 0: Measurement grid: dx=8mm, dy=8mm, dz=5mm

Reference Value = 16.94 V/m; Power Drift = -0.11 dB

Peak SAR (extrapolated) = 1.64 W/kg

SAR(1 g) = 0.871 W/kg; SAR(10 g) = 0.445 W/kg

Maximum value of SAR (measured) = 1.01 W/kg



0 dB = 1.01 W/kg = 0.04 dBW/kg

Plot 35#: WCDMA Band 2_Head Right Tilt_Mid**DUT: Mobile Phone; Type: KH7; Serial: SZNS220224-05720E-SA-S1**

Communication System: UID 0, WCDMA (0); Frequency: 1880 MHz; Duty Cycle: 1:1

Medium parameters used (interpolated): $f = 1880$ MHz; $\sigma = 1.415$ S/m; $\epsilon_r = 40.105$; $\rho = 1000$ kg/m³

Phantom section: Right Section

DASY5 Configuration:

- Probe: EX3DV4- SN3619; ConvF(7.07, 7.07, 7.07); Calibrated: 2021/08/25
- Sensor-Surface: 4mm (Mechanical Surface Detection)
- Electronics: DAE4 Sn1211; Calibrated: 2022/03/01
- Phantom: Twin SAM; Type: QD000P40CD; Serial: TP:1744
- Measurement SW: DASY52, Version 52.10 (4); SEMCAD X Version 14.6.14 (7501)

Head Right Tilt/WCDMA Band 2 Mid/Area Scan (71x91x1): Interpolated grid: dx=1.500 mm, dy=1.500 mm

Maximum value of SAR (interpolated) = 0.987 W/kg

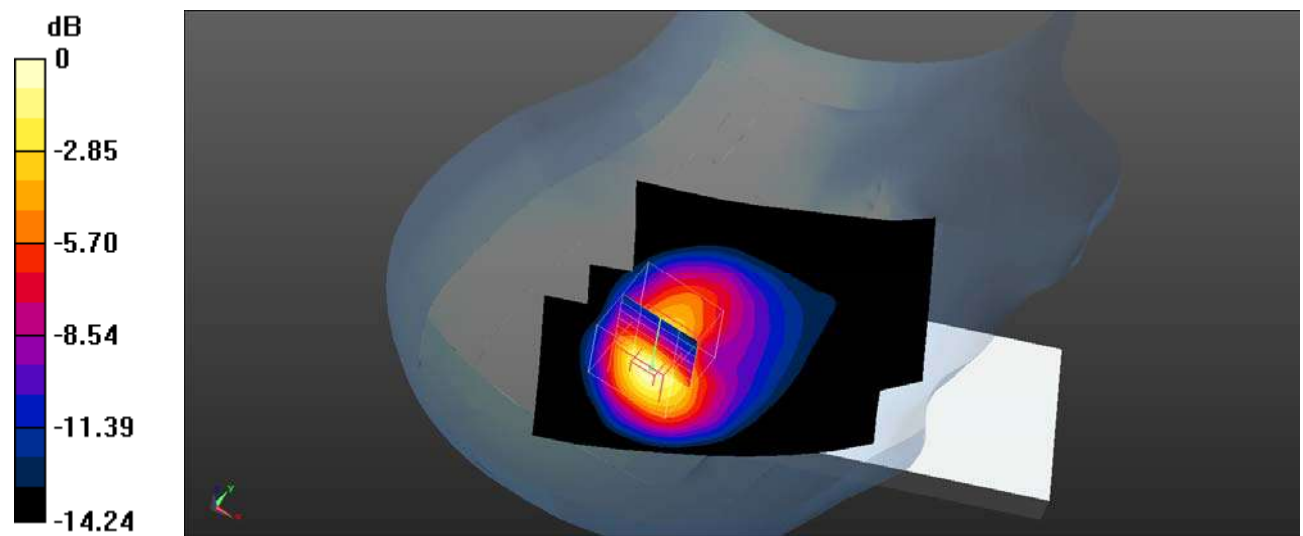
Head Right Tilt/WCDMA Band 2 Mid/Zoom Scan (5x5x7)/Cube 0: Measurement grid: dx=8mm, dy=8mm, dz=5mm

Reference Value = 16.45 V/m; Power Drift = -0.10 dB

Peak SAR (extrapolated) = 1.62 W/kg

SAR(1 g) = 0.850 W/kg; SAR(10 g) = 0.434 W/kg

Maximum value of SAR (measured) = 0.990 W/kg



0 dB = 0.990 W/kg = -0.04 dBW/kg

Plot 36#: WCDMA Band 2_Head Right Tilt_High**DUT: Mobile Phone; Type: KH7; Serial: SZNS220224-05720E-SA-S1**

Communication System: UID 0, WCDMA (0); Frequency: 1907.6 MHz; Duty Cycle: 1:1

Medium parameters used (interpolated): $f = 1907.6$ MHz; $\sigma = 1.451$ S/m; $\epsilon_r = 39.402$; $\rho = 1000$ kg/m³

Phantom section: Right Section

DASY5 Configuration:

- Probe: EX3DV4- SN3619; ConvF(7.07, 7.07, 7.07); Calibrated: 2021/08/25
- Sensor-Surface: 4mm (Mechanical Surface Detection)
- Electronics: DAE4 Sn1211; Calibrated: 2022/03/01
- Phantom: Twin SAM; Type: QD000P40CD; Serial: TP:1744
- Measurement SW: DASY52, Version 52.10 (4); SEMCAD X Version 14.6.14 (7501)

Head Right Tilt/WCDMA Band 2 High/Area Scan (71x91x1): Interpolated grid: dx=1.500 mm, dy=1.500 mm

Maximum value of SAR (interpolated) = 0.970 W/kg

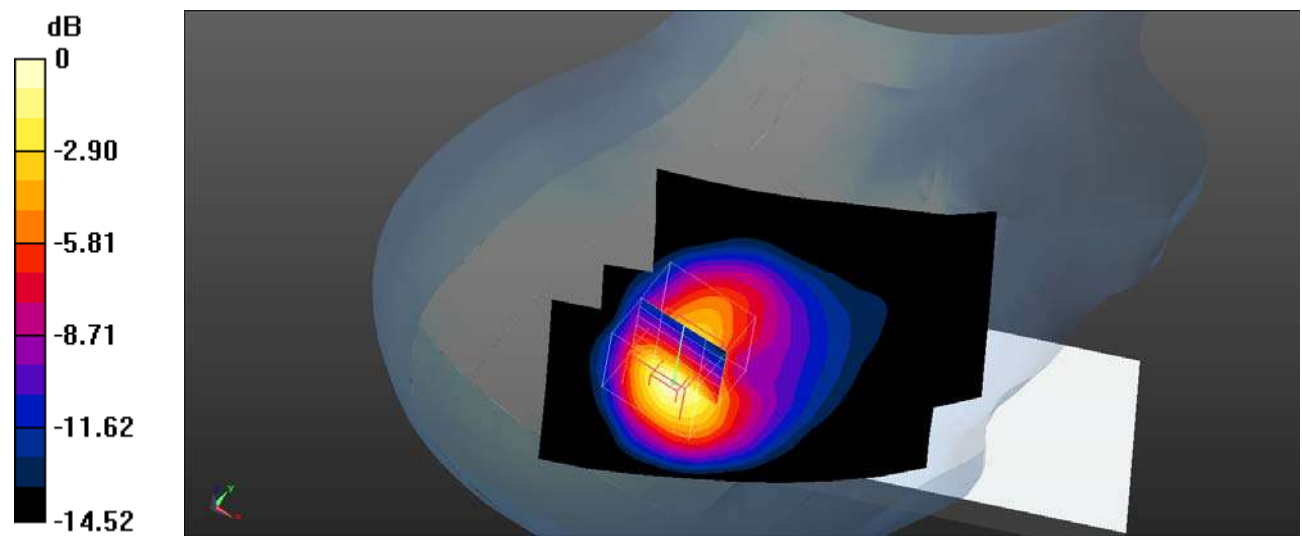
Head Right Tilt/WCDMA Band 2 High/Zoom Scan (5x5x7)/Cube 0: Measurement grid: dx=8mm, dy=8mm, dz=5mm

Reference Value = 16.01 V/m; Power Drift = -0.10 dB

Peak SAR (extrapolated) = 1.61 W/kg

SAR(1 g) = 0.843 W/kg; SAR(10 g) = 0.428 W/kg

Maximum value of SAR (measured) = 0.979 W/kg



0 dB = 0.979 W/kg = -0.09 dBW/kg

Plot 37#: WCDMA Band 2_Body Front_Mid**DUT: Mobile Phone; Type: KH7; Serial: SZNS220224-05720E-SA-S1**

Communication System: UID 0, WCDMA (0); Frequency: 1880 MHz; Duty Cycle: 1:1

Medium parameters used (interpolated): $f = 1880$ MHz; $\sigma = 1.415$ S/m; $\epsilon_r = 40.105$; $\rho = 1000$ kg/m³

Phantom section: Flat Section

DASY5 Configuration:

- Probe: EX3DV4- SN3619; ConvF(7.07, 7.07, 7.07); Calibrated: 2021/08/25
- Sensor-Surface: 4mm (Mechanical Surface Detection)
- Electronics: DAE4 Sn1211; Calibrated: 2022/03/01
- Phantom: Twin SAM; Type: QD000P40CD; Serial: TP:1744
- Measurement SW: DASY52, Version 52.10 (4); SEMCAD X Version 14.6.14 (7501)

Body Front/WCDMA Band 2 Mid/Area Scan (71x101x1): Interpolated grid: dx=1.500 mm, dy=1.500 mm

Maximum value of SAR (interpolated) = 0.208 W/kg

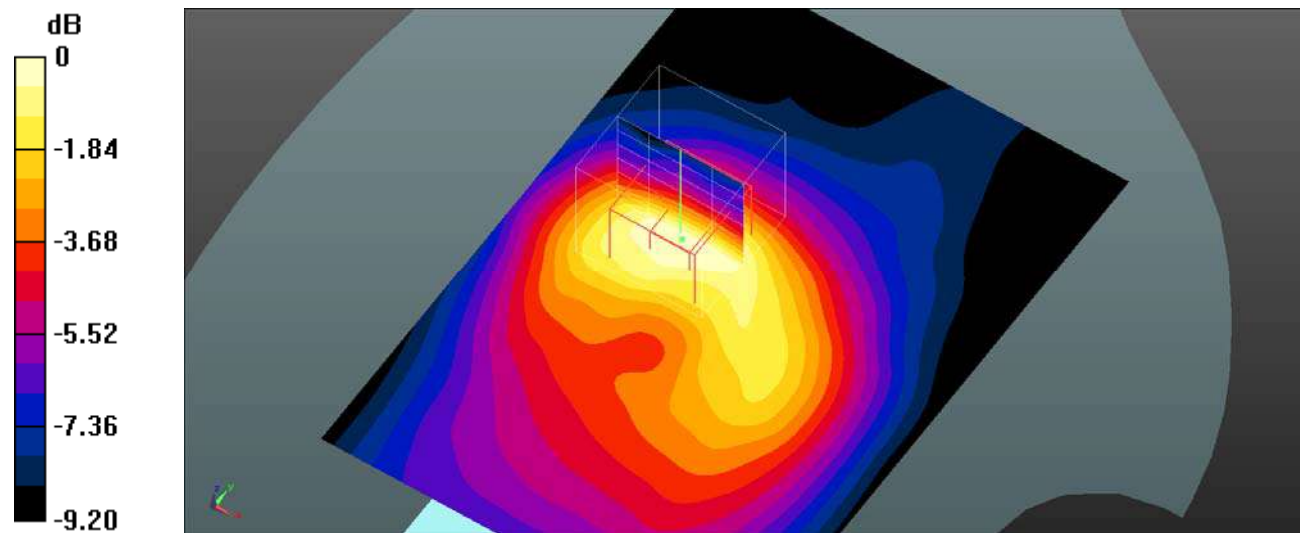
Body Front/WCDMA Band 2 Mid/Zoom Scan (5x5x7)/Cube 0: Measurement grid: dx=8mm, dy=8mm, dz=5mm

Reference Value = 8.692 V/m; Power Drift = -0.04 dB

Peak SAR (extrapolated) = 0.296 W/kg

SAR(1 g) = 0.187 W/kg; SAR(10 g) = 0.117 W/kg

Maximum value of SAR (measured) = 0.200 W/kg



Plot 38#: WCDMA Band 2_Body Back_Mid**DUT: Mobile Phone; Type: KH7; Serial: SZNS220224-05720E-SA-S1**

Communication System: UID 0, WCDMA (0); Frequency: 1880 MHz; Duty Cycle: 1:1

Medium parameters used (interpolated): $f = 1880$ MHz; $\sigma = 1.415$ S/m; $\epsilon_r = 40.105$; $\rho = 1000$ kg/m³

Phantom section: Flat Section

DASY5 Configuration:

- Probe: EX3DV4- SN3619; ConvF(7.07, 7.07, 7.07); Calibrated: 2021/08/25
- Sensor-Surface: 4mm (Mechanical Surface Detection)
- Electronics: DAE4 Sn1211; Calibrated: 2022/03/01
- Phantom: Twin SAM; Type: QD000P40CD; Serial: TP:1744
- Measurement SW: DASY52, Version 52.10 (4); SEMCAD X Version 14.6.14 (7501)

Body Back/WCDMA Band 2 Mid/Area Scan (71x91x1): Interpolated grid: dx=1.500 mm, dy=1.500 mm

Maximum value of SAR (interpolated) = 0.372 W/kg

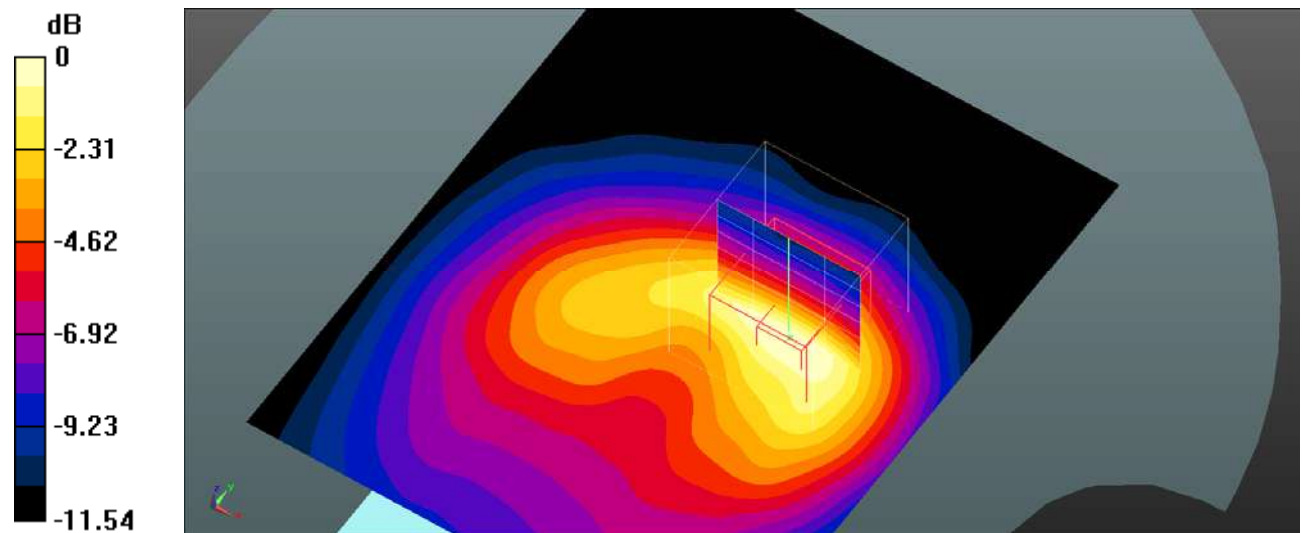
Body Back/WCDMA Band 2 Mid/Zoom Scan (5x5x7)/Cube 0: Measurement grid: dx=8mm, dy=8mm, dz=5mm

Reference Value = 10.94 V/m; Power Drift = -0.12 dB

Peak SAR (extrapolated) = 0.547 W/kg

SAR(1 g) = 0.317 W/kg; SAR(10 g) = 0.183 W/kg

Maximum value of SAR (measured) = 0.352 W/kg



0 dB = 0.352 W/kg = -4.53 dBW/kg

Plot 39#: WCDMA Band 2_Body Left_Mid**DUT: Mobile Phone; Type: KH7; Serial: SZNS220224-05720E-SA-S1**

Communication System: UID 0, WCDMA (0); Frequency: 1880 MHz; Duty Cycle: 1:1

Medium parameters used (interpolated): $f = 1880$ MHz; $\sigma = 1.415$ S/m; $\epsilon_r = 40.105$; $\rho = 1000$ kg/m³

Phantom section: Flat Section

DASY5 Configuration:

- Probe: EX3DV4- SN3619; ConvF(7.07, 7.07, 7.07); Calibrated: 2021/08/25
- Sensor-Surface: 4mm (Mechanical Surface Detection)
- Electronics: DAE4 Sn1211; Calibrated: 2022/03/01
- Phantom: Twin SAM; Type: QD000P40CD; Serial: TP:1744
- Measurement SW: DASY52, Version 52.10 (4); SEMCAD X Version 14.6.14 (7501)

Body Left/WCDMA Band 2 Mid/Area Scan (71x91x1): Interpolated grid: dx=1.500 mm, dy=1.500 mm

Maximum value of SAR (interpolated) = 0.0827 W/kg

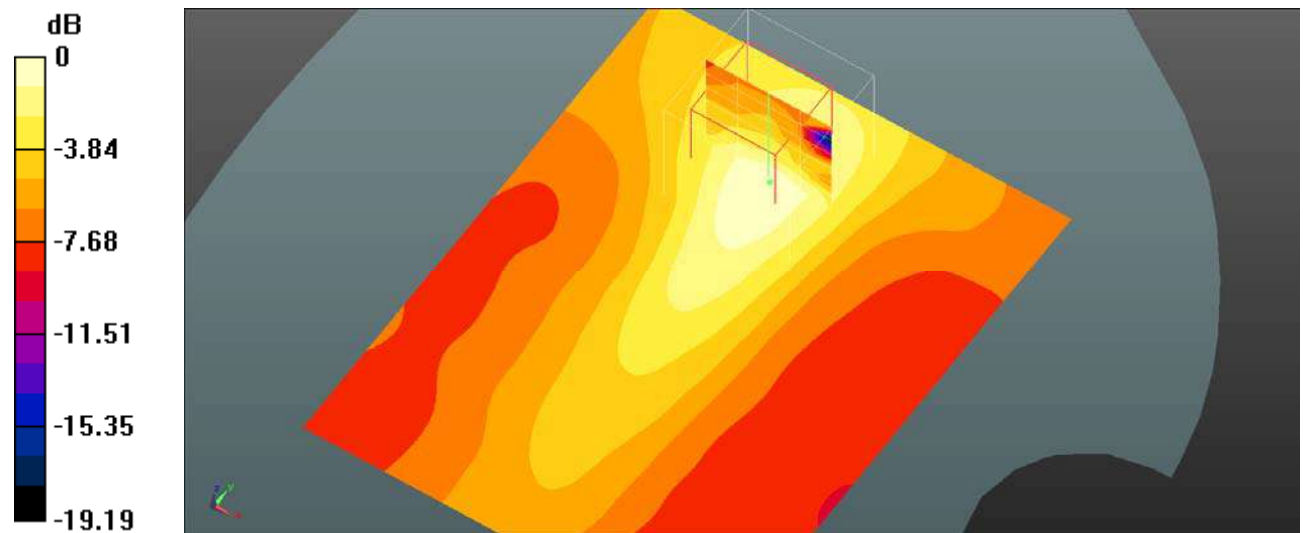
Body Left/WCDMA Band 2 Mid/Zoom Scan (5x5x7)/Cube 0: Measurement grid: dx=8mm, dy=8mm, dz=5mm

Reference Value = 5.341 V/m; Power Drift = -0.02 dB

Peak SAR (extrapolated) = 0.145 W/kg

SAR(1 g) = 0.068 W/kg; SAR(10 g) = 0.026 W/kg

Maximum value of SAR (measured) = 0.0831 W/kg



0 dB = 0.0831 W/kg = -10.80 dBW/kg

Plot 40#: WCDMA Band 2_Body Top_Mid**DUT: Mobile Phone; Type: KH7; Serial: SZNS220224-05720E-SA-S1**

Communication System: UID 0, WCDMA (0); Frequency: 1880 MHz; Duty Cycle: 1:1

Medium parameters used (interpolated): $f = 1880$ MHz; $\sigma = 1.415$ S/m; $\epsilon_r = 40.105$; $\rho = 1000$ kg/m³

Phantom section: Flat Section

DASY5 Configuration:

- Probe: EX3DV4- SN3619; ConvF(7.07, 7.07, 7.07); Calibrated: 2021/08/25
- Sensor-Surface: 4mm (Mechanical Surface Detection)
- Electronics: DAE4 Sn1211; Calibrated: 2022/03/01
- Phantom: Twin SAM; Type: QD000P40CD; Serial: TP:1744
- Measurement SW: DASY52, Version 52.10 (4); SEMCAD X Version 14.6.14 (7501)

Body Top/WCDMA Band 2 Mid/Area Scan (71x91x1): Interpolated grid: dx=1.500 mm, dy=1.500 mm

Maximum value of SAR (interpolated) = 0.334 W/kg

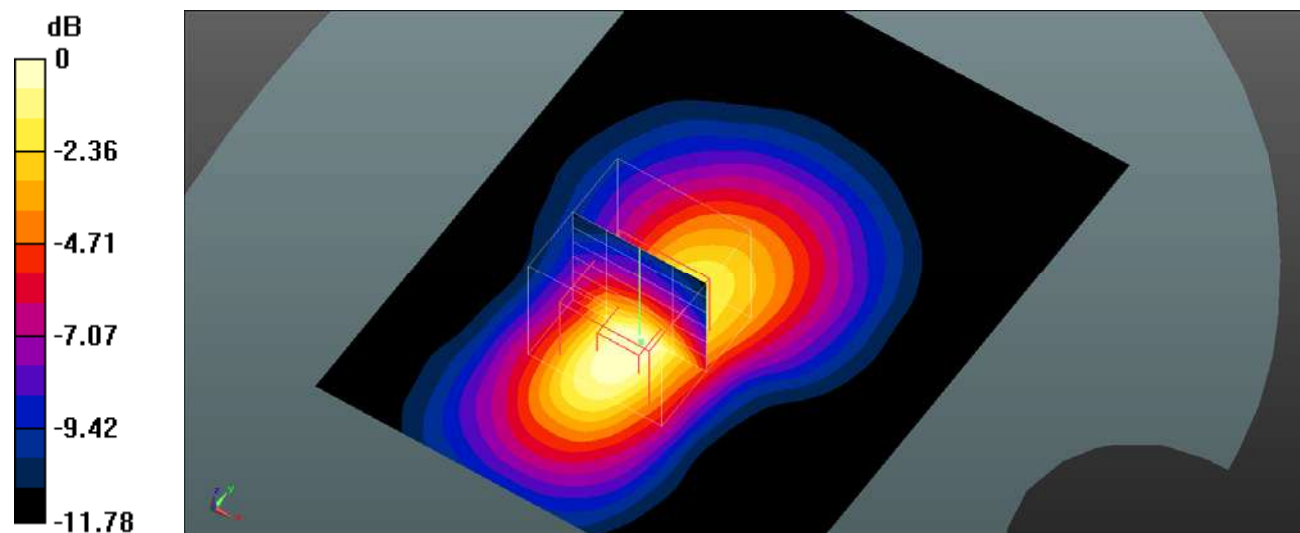
Body Top/WCDMA Band 2 Mid/Zoom Scan (5x5x7)/Cube 0: Measurement grid: dx=8mm, dy=8mm, dz=5mm

Reference Value = 12.32 V/m; Power Drift = 0.06 dB

Peak SAR (extrapolated) = 0.526 W/kg

SAR(1 g) = 0.296 W/kg; SAR(10 g) = 0.165 W/kg

Maximum value of SAR (measured) = 0.329 W/kg



0 dB = 0.329 W/kg = -4.83 dBW/kg

Plot 41#: WCDMA Band 4_Head Left Cheek_Mid**DUT: Mobile Phone; Type: KH7; Serial: SZNS220224-05720E-SA-S1**

Communication System: UID 0, WCDMA (0); Frequency: 1732.6 MHz; Duty Cycle: 1:1

Medium parameters used (interpolated): $f = 1732.6$ MHz; $\sigma = 1.379$ S/m; $\epsilon_r = 39.702$; $\rho = 1000$ kg/m³

Phantom section: Left Section

DASY5 Configuration:

- Probe: EX3DV4- SN3619; ConvF(7.33, 7.33, 7.33); Calibrated: 2021/08/25
- Sensor-Surface: 4mm (Mechanical Surface Detection)
- Electronics: DAE4 Sn1211; Calibrated: 2022/03/01
- Phantom: Twin SAM; Type: QD000P40CD; Serial: TP:1744
- Measurement SW: DASY52, Version 52.10 (4); SEMCAD X Version 14.6.14 (7501)

Head Left Cheek/WCDMA Band 4 Mid/Area Scan (71x91x1): Interpolated grid: dx=1.500 mm, dy=1.500 mm

Maximum value of SAR (interpolated) = 0.627 W/kg

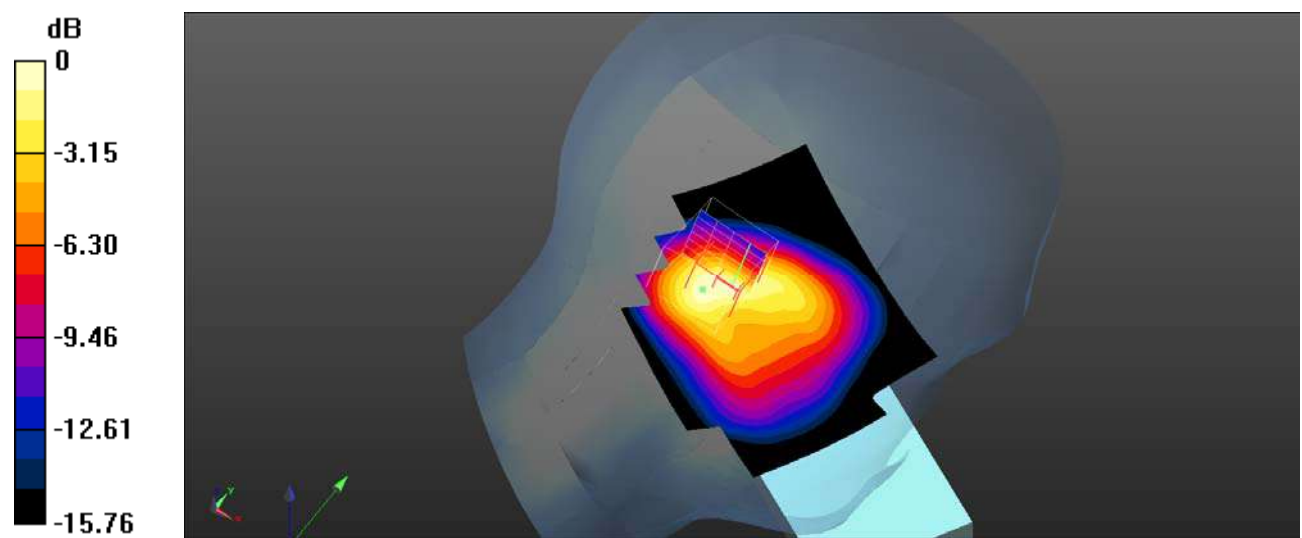
Head Left Cheek/WCDMA Band 4 Mid/Zoom Scan (5x5x7)/Cube 0: Measurement grid: dx=8mm, dy=8mm, dz=5mm

Reference Value = 19.74 V/m; Power Drift = 0.18 dB

Peak SAR (extrapolated) = 1.03 W/kg

SAR(1 g) = 0.637 W/kg; SAR(10 g) = 0.349 W/kg

Maximum value of SAR (measured) = 0.708 W/kg



0 dB = 0.708 W/kg = -1.50 dBW/kg

Plot 42#: WCDMA Band 4_Head Left Tilt_Low**DUT: Mobile Phone; Type: KH7; Serial: SZNS220224-05720E-SA-S1**

Communication System: UID 0, WCDMA (0); Frequency: 1712.4 MHz; Duty Cycle: 1:1

Medium parameters used (interpolated): $f = 1712.4$ MHz; $\sigma = 1.364$ S/m; $\epsilon_r = 40.399$; $\rho = 1000$ kg/m³

Phantom section: Left Section

DASY5 Configuration:

- Probe: EX3DV4- SN3619; ConvF(7.33, 7.33, 7.33); Calibrated: 2021/08/25
- Sensor-Surface: 4mm (Mechanical Surface Detection)
- Electronics: DAE4 Sn1211; Calibrated: 2022/03/01
- Phantom: Twin SAM; Type: QD000P40CD; Serial: TP:1744
- Measurement SW: DASY52, Version 52.10 (4); SEMCAD X Version 14.6.14 (7501)

Head Left Tilt/WCDMA Band 4 Low/Area Scan (71x91x1): Interpolated grid: dx=1.500 mm, dy=1.500 mm

Maximum value of SAR (interpolated) = 0.818 W/kg


Head Left Tilt/WCDMA Band 4 Low/Zoom Scan (5x5x7)/Cube 0: Measurement grid: dx=8mm, dy=8mm, dz=5mm

Reference Value = 25.05 V/m; Power Drift = -0.13 dB

Peak SAR (extrapolated) = 1.34 W/kg

SAR(1 g) = 0.800 W/kg; SAR(10 g) = 0.437 W/kg

Maximum value of SAR (measured) = 0.853 W/kg



0 dB = 0.853 W/kg = -0.69 dBW/kg

Plot 43#: WCDMA Band 4_Head Left Tilt_Mid**DUT: Mobile Phone; Type: KH7; Serial: SZNS220224-05720E-SA-S1**

Communication System: UID 0, WCDMA (0); Frequency: 1732.6 MHz; Duty Cycle: 1:1

Medium parameters used (interpolated): $f = 1732.6$ MHz; $\sigma = 1.379$ S/m; $\epsilon_r = 39.702$; $\rho = 1000$ kg/m³

Phantom section: Left Section

DASY5 Configuration:

- Probe: EX3DV4- SN3619; ConvF(7.33, 7.33, 7.33); Calibrated: 2021/08/25
- Sensor-Surface: 4mm (Mechanical Surface Detection)
- Electronics: DAE4 Sn1211; Calibrated: 2022/03/01
- Phantom: Twin SAM; Type: QD000P40CD; Serial: TP:1744
- Measurement SW: DASY52, Version 52.10 (4); SEMCAD X Version 14.6.14 (7501)

Head Left Tilt/WCDMA Band 4 Mid/Area Scan (71x91x1): Interpolated grid: dx=1.500 mm, dy=1.500 mm

Maximum value of SAR (interpolated) = 0.847 W/kg


Head Left Tilt/WCDMA Band 4 Mid/Zoom Scan (5x5x7)/Cube 0: Measurement grid: dx=8mm, dy=8mm, dz=5mm

Reference Value = 24.82 V/m; Power Drift = 0.11 dB

Peak SAR (extrapolated) = 1.45 W/kg

SAR(1 g) = 0.852 W/kg; SAR(10 g) = 0.459 W/kg

Maximum value of SAR (measured) = 0.922 W/kg



Plot 44#: WCDMA Band 4_Head Left Tilt_High**DUT: Mobile Phone; Type: KH7; Serial: SZNS220224-05720E-SA-S1**

Communication System: UID 0, WCDMA (0); Frequency: 1752.6 MHz; Duty Cycle: 1:1

Medium parameters used (interpolated): $f = 1752.6$ MHz; $\sigma = 1.384$ S/m; $\epsilon_r = 40.079$; $\rho = 1000$ kg/m³

Phantom section: Left Section

DASY5 Configuration:

- Probe: EX3DV4- SN3619; ConvF(7.33, 7.33, 7.33); Calibrated: 2021/08/25
- Sensor-Surface: 4mm (Mechanical Surface Detection)
- Electronics: DAE4 Sn1211; Calibrated: 2022/03/01
- Phantom: Twin SAM; Type: QD000P40CD; Serial: TP:1744
- Measurement SW: DASY52, Version 52.10 (4); SEMCAD X Version 14.6.14 (7501)

Head Left Tilt/WCDMA Band 4 High/Area Scan (71x91x1): Interpolated grid: dx=1.500 mm, dy=1.500 mm

Maximum value of SAR (interpolated) = 0.844 W/kg

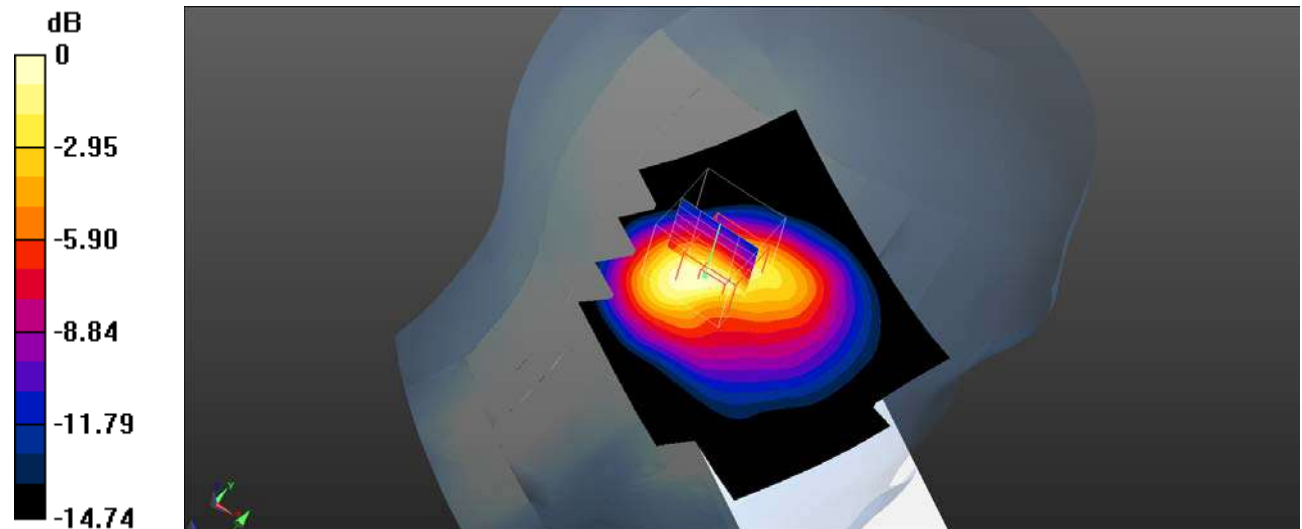
Head Left Tilt/WCDMA Band 4 High/Zoom Scan (5x5x7)/Cube 0: Measurement grid: dx=8mm, dy=8mm, dz=5mm

Reference Value = 25.26 V/m; Power Drift = -0.10 dB

Peak SAR (extrapolated) = 1.43 W/kg

SAR(1 g) = 0.842 W/kg; SAR(10 g) = 0.453 W/kg

Maximum value of SAR (measured) = 0.872 W/kg



0 dB = 0.872 W/kg = -0.59 dBW/kg

Plot 45#: WCDMA Band 4_Head Right Cheek_Mid**DUT: Mobile Phone; Type: KH7; Serial: SZNS220224-05720E-SA-S1**

Communication System: UID 0, WCDMA (0); Frequency: 1732.6 MHz; Duty Cycle: 1:1

Medium parameters used (interpolated): $f = 1732.6$ MHz; $\sigma = 1.379$ S/m; $\epsilon_r = 39.702$; $\rho = 1000$ kg/m³

Phantom section: Right Section

DASY5 Configuration:

- Probe: EX3DV4- SN3619; ConvF(7.33, 7.33, 7.33); Calibrated: 2021/08/25
- Sensor-Surface: 4mm (Mechanical Surface Detection)
- Electronics: DAE4 Sn1211; Calibrated: 2022/03/01
- Phantom: Twin SAM; Type: QD000P40CD; Serial: TP:1744
- Measurement SW: DASY52, Version 52.10 (4); SEMCAD X Version 14.6.14 (7501)

Head Right Cheek/WCDMA Band 4 Mid/Area Scan (71x91x1): Interpolated grid: dx=1.500 mm, dy=1.500 mm

Maximum value of SAR (interpolated) = 0.855 W/kg

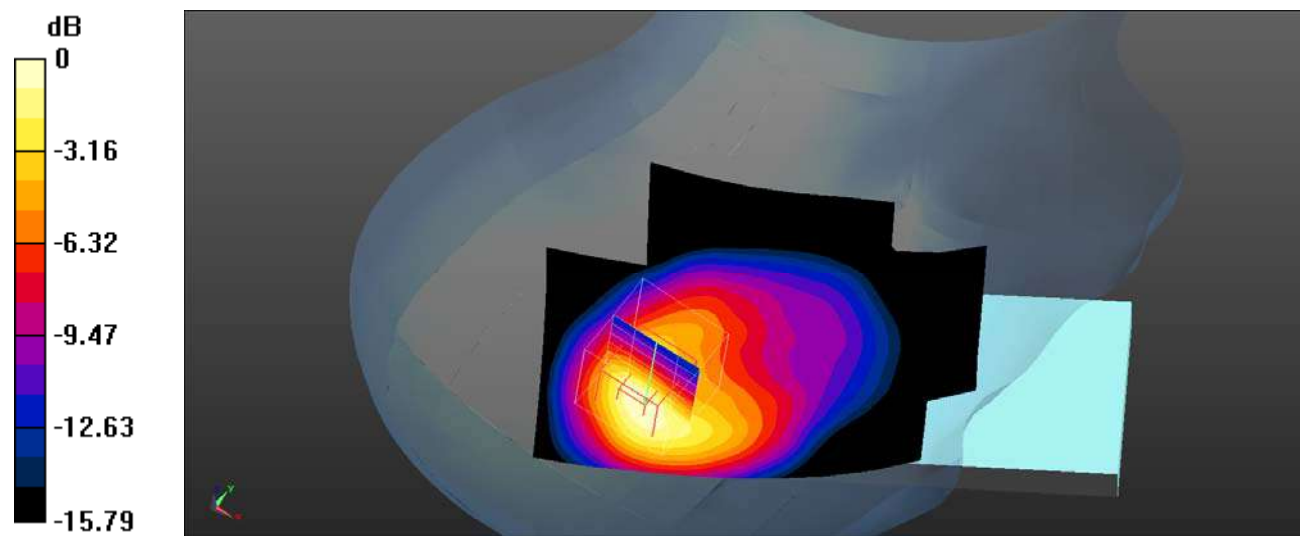
Head Right Cheek/WCDMA Band 4 Mid/Zoom Scan (5x5x7)/Cube 0: Measurement grid: dx=8mm, dy=8mm, dz=5mm

Reference Value = 15.34 V/m; Power Drift = -0.09 dB

Peak SAR (extrapolated) = 1.35 W/kg

SAR(1 g) = 0.751 W/kg; SAR(10 g) = 0.395 W/kg

Maximum value of SAR (measured) = 0.823 W/kg



0 dB = 0.823 W/kg = -0.85 dBW/kg

Plot 46#: WCDMA Band 4_Head Right Tilt_Low**DUT: Mobile Phone; Type: KH7; Serial: SZNS220224-05720E-SA-S1**

Communication System: UID 0, WCDMA (0); Frequency: 1712.4 MHz; Duty Cycle: 1:1

Medium parameters used (interpolated): $f = 1712.4$ MHz; $\sigma = 1.364$ S/m; $\epsilon_r = 40.399$; $\rho = 1000$ kg/m³

Phantom section: Right Section

DASY5 Configuration:

- Probe: EX3DV4- SN3619; ConvF(7.33, 7.33, 7.33); Calibrated: 2021/08/25
- Sensor-Surface: 4mm (Mechanical Surface Detection)
- Electronics: DAE4 Sn1211; Calibrated: 2022/03/01
- Phantom: Twin SAM; Type: QD000P40CD; Serial: TP:1744
- Measurement SW: DASY52, Version 52.10 (4); SEMCAD X Version 14.6.14 (7501)

Head Right Tilt/WCDMA Band 4 Low/Area Scan (71x91x1): Interpolated grid: dx=1.500 mm, dy=1.500 mm

Maximum value of SAR (interpolated) = 1.00 W/kg

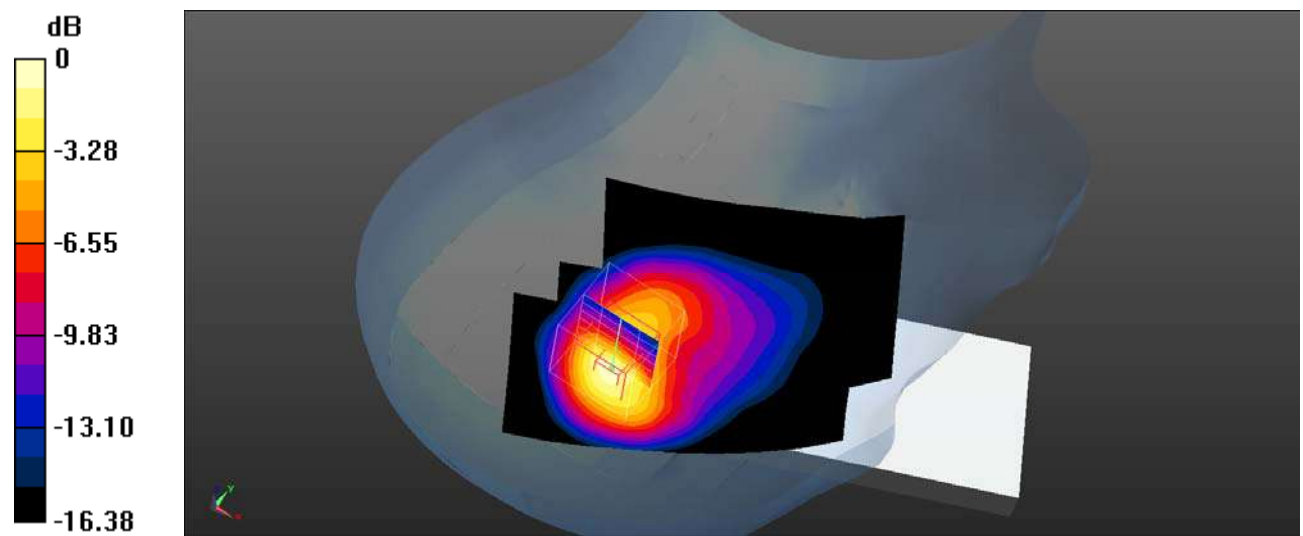
Head Right Tilt/WCDMA Band 4 Low/Zoom Scan (5x5x7)/Cube 0: Measurement grid: dx=8mm, dy=8mm, dz=5mm

Reference Value = 18.19 V/m; Power Drift = -0.09 dB

Peak SAR (extrapolated) = 1.76 W/kg

SAR(1 g) = 0.962 W/kg; SAR(10 g) = 0.487 W/kg

Maximum value of SAR (measured) = 1.10 W/kg



0 dB = 1.10 W/kg = 0.41 dBW/kg

Plot 47#: WCDMA Band 4_Head Right Tilt_Mid**DUT: Mobile Phone; Type: KH7; Serial: SZNS220224-05720E-SA-S1**

Communication System: UID 0, WCDMA (0); Frequency: 1732.6 MHz; Duty Cycle: 1:1

Medium parameters used (interpolated): $f = 1732.6$ MHz; $\sigma = 1.379$ S/m; $\epsilon_r = 39.702$; $\rho = 1000$ kg/m³

Phantom section: Right Section

DASY5 Configuration:

- Probe: EX3DV4- SN3619; ConvF(7.33, 7.33, 7.33); Calibrated: 2021/08/25
- Sensor-Surface: 4mm (Mechanical Surface Detection)
- Electronics: DAE4 Sn1211; Calibrated: 2022/03/01
- Phantom: Twin SAM; Type: QD000P40CD; Serial: TP:1744
- Measurement SW: DASY52, Version 52.10 (4); SEMCAD X Version 14.6.14 (7501)

Head Right Tilt/WCDMA Band 4 Mid/Area Scan (71x91x1): Interpolated grid: dx=1.500 mm, dy=1.500 mm

Maximum value of SAR (interpolated) = 1.07 W/kg

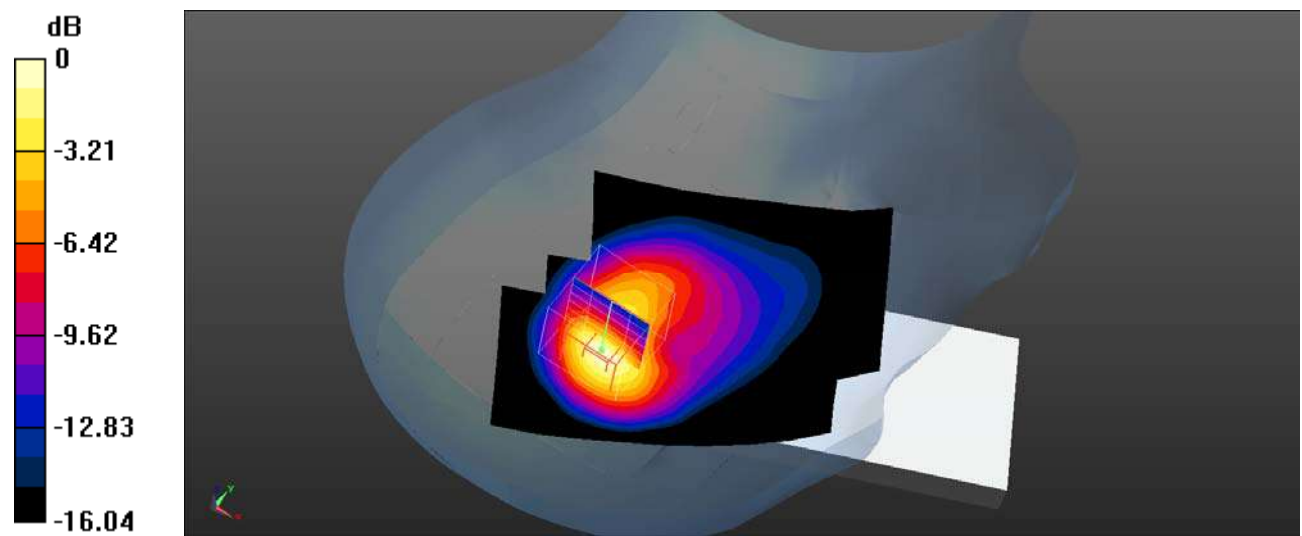
Head Right Tilt/WCDMA Band 4 Mid/Zoom Scan (5x5x7)/Cube 0: Measurement grid: dx=8mm, dy=8mm, dz=5mm

Reference Value = 15.92 V/m; Power Drift = -0.13 dB

Peak SAR (extrapolated) = 1.88 W/kg

SAR(1 g) = 1.02 W/kg; SAR(10 g) = 0.511 W/kg

Maximum value of SAR (measured) = 1.13 W/kg



0 dB = 1.13 W/kg = 0.53 dBW/kg

Plot 48#: WCDMA Band 4_Head Right Tilt_High**DUT: Mobile Phone; Type: KH7; Serial: SZNS220224-05720E-SA-S1**

Communication System: UID 0, WCDMA (0); Frequency: 1752.6 MHz; Duty Cycle: 1:1

Medium parameters used (interpolated): $f = 1752.6$ MHz; $\sigma = 1.384$ S/m; $\epsilon_r = 40.079$; $\rho = 1000$ kg/m³

Phantom section: Right Section

DASY5 Configuration:

- Probe: EX3DV4- SN3619; ConvF(7.33, 7.33, 7.33); Calibrated: 2021/08/25
- Sensor-Surface: 4mm (Mechanical Surface Detection)
- Electronics: DAE4 Sn1211; Calibrated: 2022/03/01
- Phantom: Twin SAM; Type: QD000P40CD; Serial: TP:1744
- Measurement SW: DASY52, Version 52.10 (4); SEMCAD X Version 14.6.14 (7501)

Head Right Tilt/WCDMA Band 4 High/Area Scan (71x91x1): Interpolated grid: dx=1.500 mm, dy=1.500 mm

Maximum value of SAR (interpolated) = 1.07 W/kg

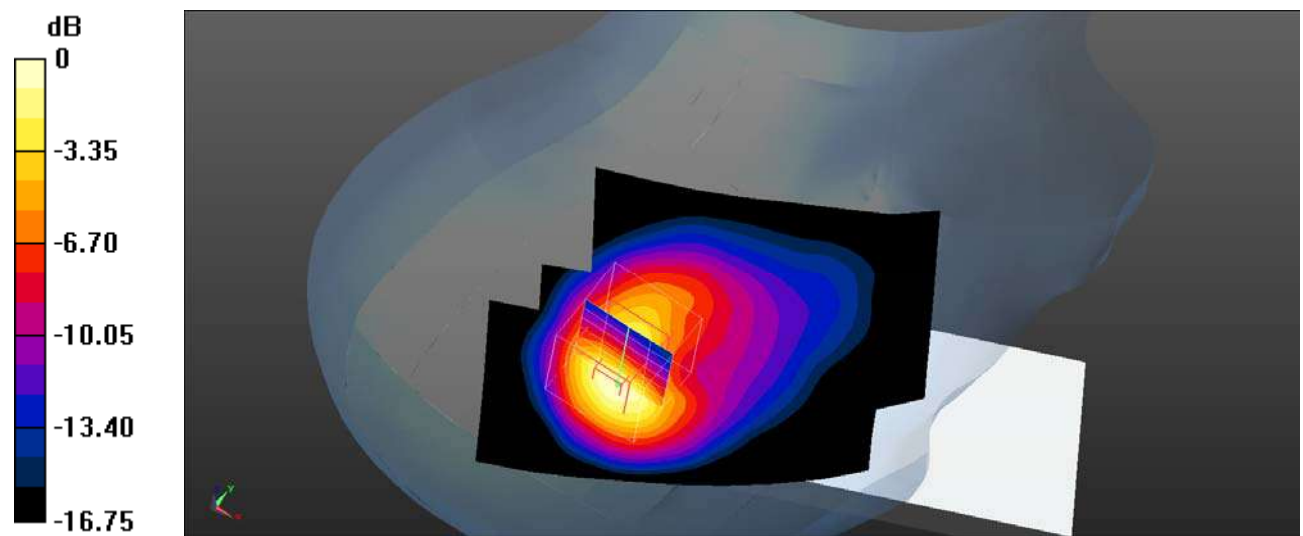
Head Right Tilt/WCDMA Band 4 High/Zoom Scan (5x5x7)/Cube 0: Measurement grid: dx=8mm, dy=8mm, dz=5mm

Reference Value = 18.32 V/m; Power Drift = 0.00 dB

Peak SAR (extrapolated) = 1.68 W/kg

SAR(1 g) = 0.924 W/kg; SAR(10 g) = 0.465 W/kg

Maximum value of SAR (measured) = 1.06 W/kg



0 dB = 1.06 W/kg = 0.25 dBW/kg

Plot 49#: WCDMA Band 4_Body Front_Mid**DUT: Mobile Phone; Type: KH7; Serial: SZNS220224-05720E-SA-S1**

Communication System: UID 0, WCDMA (0); Frequency: 1732.6 MHz; Duty Cycle: 1:1

Medium parameters used (interpolated): $f = 1732.6$ MHz; $\sigma = 1.379$ S/m; $\epsilon_r = 39.702$; $\rho = 1000$ kg/m³

Phantom section: Flat Section

DASY5 Configuration:

- Probe: EX3DV4- SN3619; ConvF(7.33, 7.33, 7.33); Calibrated: 2021/08/25
- Sensor-Surface: 4mm (Mechanical Surface Detection)
- Electronics: DAE4 Sn1211; Calibrated: 2022/03/01
- Phantom: Twin SAM; Type: QD000P40CD; Serial: TP:1744
- Measurement SW: DASY52, Version 52.10 (4); SEMCAD X Version 14.6.14 (7501)

Body Front/WCDMA Band 4 Mid/Area Scan (71x91x1): Interpolated grid: dx=1.500 mm, dy=1.500 mm

Maximum value of SAR (interpolated) = 0.387 W/kg

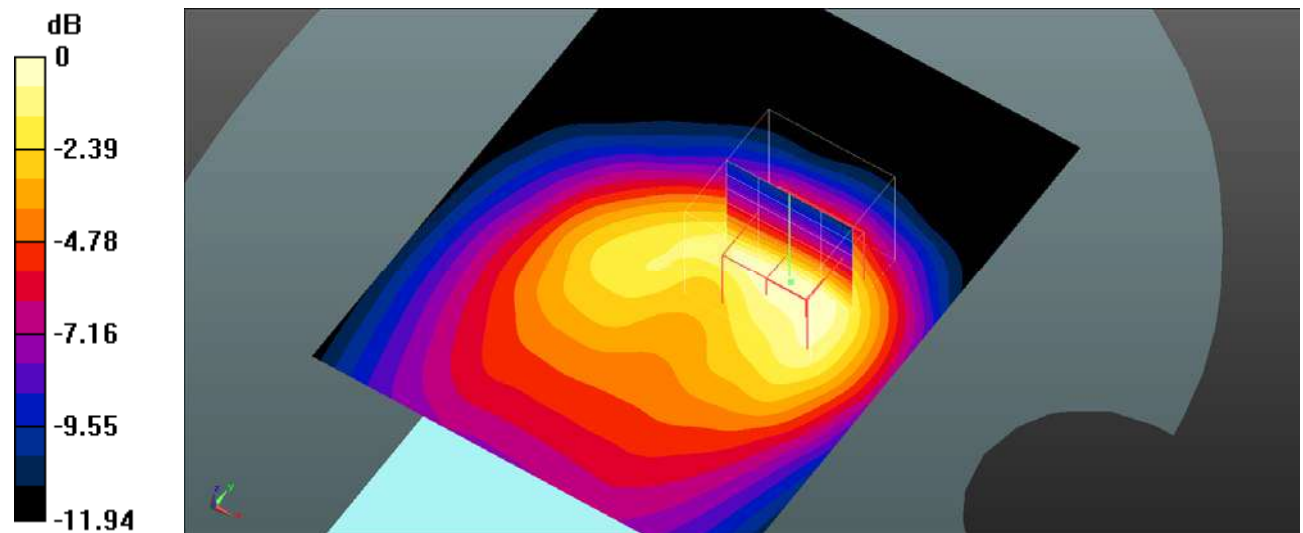
Body Front/WCDMA Band 4 Mid/Zoom Scan (5x5x7)/Cube 0: Measurement grid: dx=8mm, dy=8mm, dz=5mm

Reference Value = 12.84 V/m; Power Drift = 0.01 dB

Peak SAR (extrapolated) = 0.573 W/kg

SAR(1 g) = 0.338 W/kg; SAR(10 g) = 0.198 W/kg

Maximum value of SAR (measured) = 0.358 W/kg



Plot 50#: WCDMA Band 4_Body Back_Mid**DUT: Mobile Phone; Type: KH7; Serial: SZNS220224-05720E-SA-S1**

Communication System: UID 0, WCDMA (0); Frequency: 1732.6 MHz; Duty Cycle: 1:1

Medium parameters used (interpolated): $f = 1732.6$ MHz; $\sigma = 1.379$ S/m; $\epsilon_r = 39.702$; $\rho = 1000$ kg/m³

Phantom section: Flat Section

DASY5 Configuration:

- Probe: EX3DV4- SN3619; ConvF(7.33, 7.33, 7.33); Calibrated: 2021/08/25
- Sensor-Surface: 4mm (Mechanical Surface Detection)
- Electronics: DAE4 Sn1211; Calibrated: 2022/03/01
- Phantom: Twin SAM; Type: QD000P40CD; Serial: TP:1744
- Measurement SW: DASY52, Version 52.10 (4); SEMCAD X Version 14.6.14 (7501)

Body Back/WCDMA Band 4 Mid/Area Scan (71x91x1): Interpolated grid: dx=1.500 mm, dy=1.500 mm

Maximum value of SAR (interpolated) = 0.381 W/kg

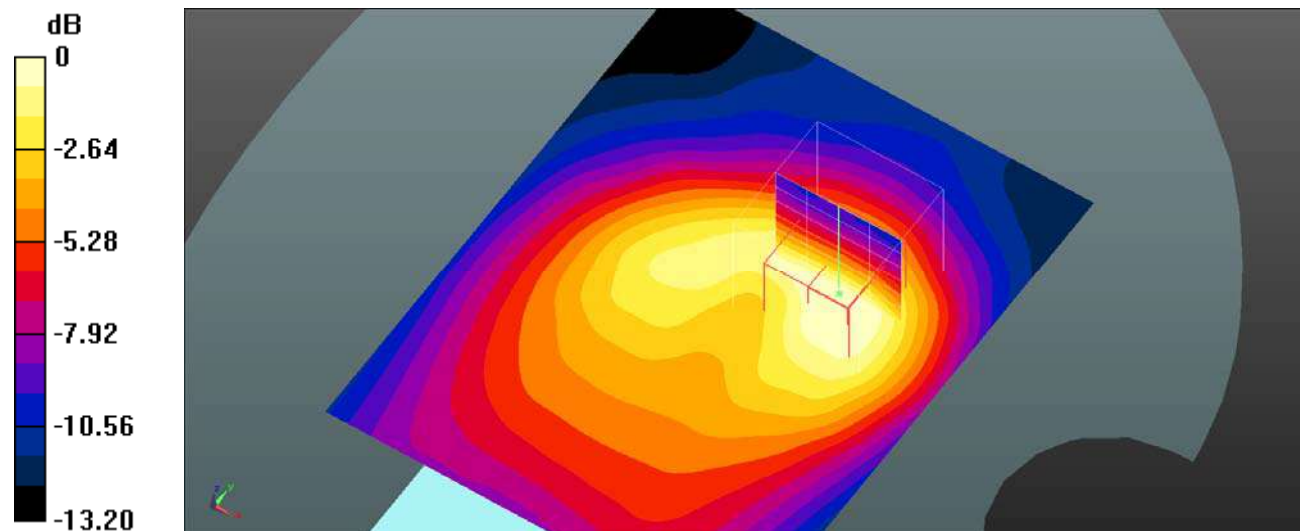
Body Back/WCDMA Band 4 Mid/Zoom Scan (5x5x7)/Cube 0: Measurement grid: dx=8mm, dy=8mm, dz=5mm

Reference Value = 11.84 V/m; Power Drift = -0.07 dB

Peak SAR (extrapolated) = 0.522 W/kg

SAR(1 g) = 0.319 W/kg; SAR(10 g) = 0.188 W/kg

Maximum value of SAR (measured) = 0.343 W/kg



Plot 51#: WCDMA Band 4_Body Left_Mid**DUT: Mobile Phone; Type: KH7; Serial: SZNS220224-05720E-SA-S1**

Communication System: UID 0, WCDMA (0); Frequency: 1732.6 MHz; Duty Cycle: 1:1

Medium parameters used (interpolated): $f = 1732.6$ MHz; $\sigma = 1.379$ S/m; $\epsilon_r = 39.702$; $\rho = 1000$ kg/m³

Phantom section: Flat Section

DASY5 Configuration:

- Probe: EX3DV4- SN3619; ConvF(7.33, 7.33, 7.33); Calibrated: 2021/08/25
- Sensor-Surface: 4mm (Mechanical Surface Detection)
- Electronics: DAE4 Sn1211; Calibrated: 2022/03/01
- Phantom: Twin SAM; Type: QD000P40CD; Serial: TP:1744
- Measurement SW: DASY52, Version 52.10 (4); SEMCAD X Version 14.6.14 (7501)

Body Left/WCDMA Band 4 Mid/Area Scan (71x91x1): Interpolated grid: dx=1.500 mm, dy=1.500 mm

Maximum value of SAR (interpolated) = 0.0922 W/kg

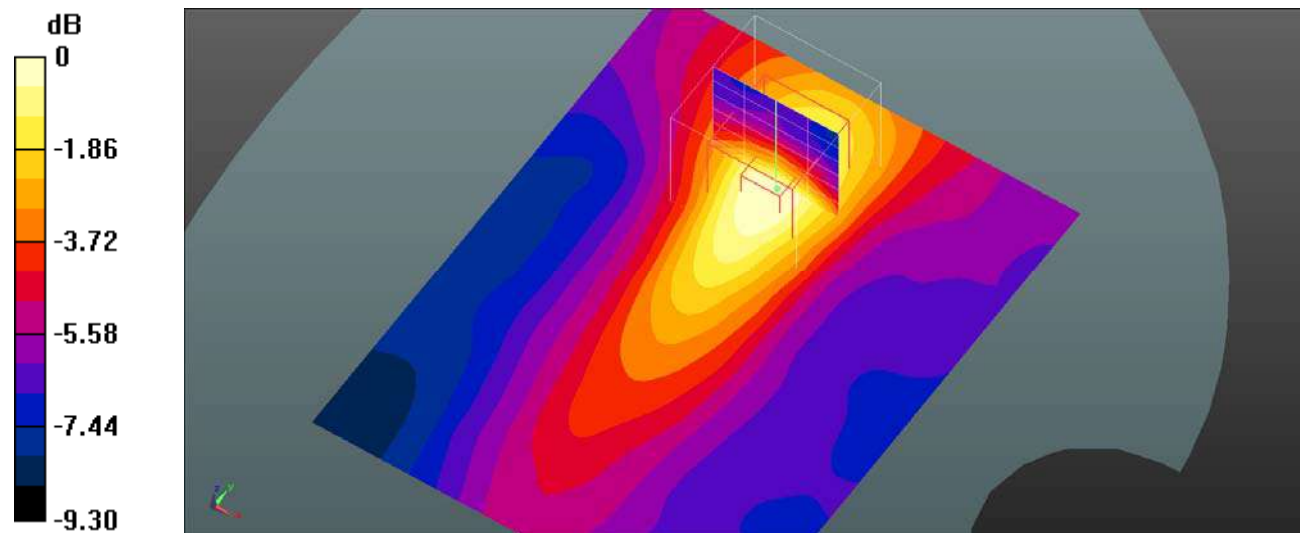
Body Left/WCDMA Band 4 Mid/Zoom Scan (5x5x7)/Cube 0: Measurement grid: dx=8mm, dy=8mm, dz=5mm

Reference Value = 6.229 V/m; Power Drift = -0.04 dB

Peak SAR (extrapolated) = 0.135 W/kg

SAR(1 g) = 0.084 W/kg; SAR(10 g) = 0.053 W/kg

Maximum value of SAR (measured) = 0.0897 W/kg



0 dB = 0.0897 W/kg = -10.47 dBW/kg

Plot 52#: WCDMA Band 4_Body Top_Mid**DUT: Mobile Phone; Type: KH7; Serial: SZNS220224-05720E-SA-S1**

Communication System: UID 0, WCDMA (0); Frequency: 1732.6 MHz; Duty Cycle: 1:1

Medium parameters used (interpolated): $f = 1732.6$ MHz; $\sigma = 1.379$ S/m; $\epsilon_r = 39.702$; $\rho = 1000$ kg/m³

Phantom section: Flat Section

DASY5 Configuration:

- Probe: EX3DV4- SN3619; ConvF(7.33, 7.33, 7.33); Calibrated: 2021/08/25
- Sensor-Surface: 4mm (Mechanical Surface Detection)
- Electronics: DAE4 Sn1211; Calibrated: 2022/03/01
- Phantom: Twin SAM; Type: QD000P40CD; Serial: TP:1744
- Measurement SW: DASY52, Version 52.10 (4); SEMCAD X Version 14.6.14 (7501)

Body Top/WCDMA Band 4 Mid/Area Scan (71x91x1): Interpolated grid: dx=1.500 mm, dy=1.500 mm

Maximum value of SAR (interpolated) = 0.416 W/kg

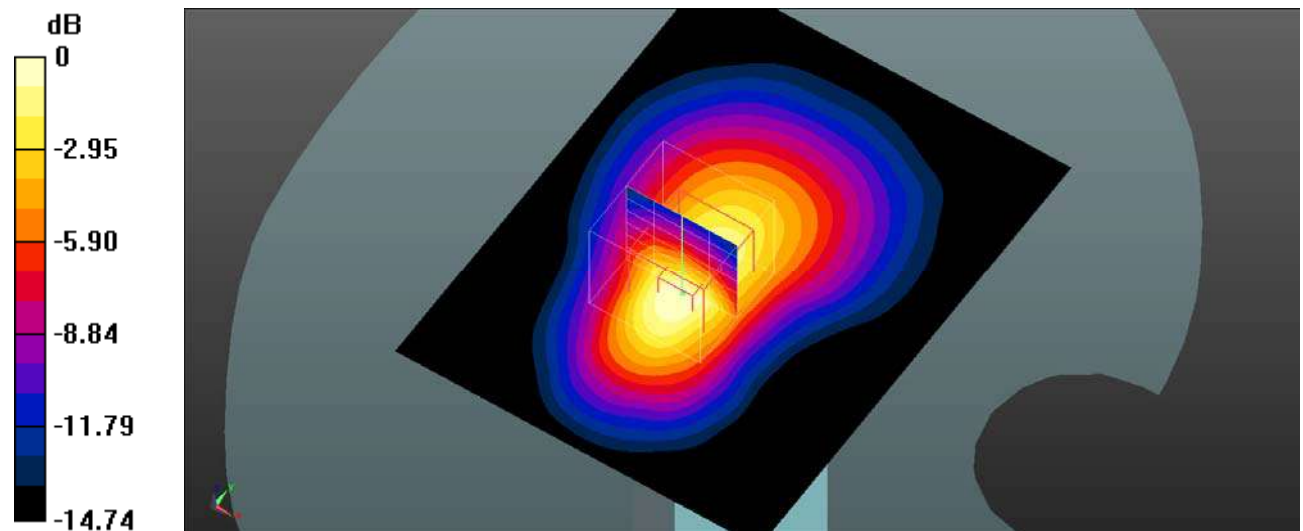
Body Top/WCDMA Band 4 Mid/Zoom Scan (5x5x7)/Cube 0: Measurement grid: dx=8mm, dy=8mm, dz=5mm

Reference Value = 15.78 V/m; Power Drift = -0.08 dB

Peak SAR (extrapolated) = 0.601 W/kg

SAR(1 g) = 0.373 W/kg; SAR(10 g) = 0.207 W/kg

Maximum value of SAR (measured) = 0.413 W/kg



0 dB = 0.413 W/kg = -3.84 dBW/kg

Plot 53#: WCDMA Band 5_Head Left Cheek_Mid**DUT: Mobile Phone; Type: KH7; Serial: SZNS220224-05720E-SA-S1**

Communication System: UID 0, WCDMA (0); Frequency: 836.6 MHz; Duty Cycle: 1:1

Medium parameters used (interpolated): $f = 836.6$ MHz; $\sigma = 0.922$ S/m; $\epsilon_r = 41.726$; $\rho = 1000$ kg/m³

Phantom section: Left Section

DASY5 Configuration:

- Probe: EX3DV4- SN3619; ConvF(8.5, 8.5, 8.5); Calibrated: 2021/08/25
- Sensor-Surface: 4mm (Mechanical Surface Detection)
- Electronics: DAE4 Sn1211; Calibrated: 2022/03/01
- Phantom: Twin SAM; Type: QD000P40CD; Serial: TP:1744
- Measurement SW: DASY52, Version 52.10 (4); SEMCAD X Version 14.6.14 (7501)

Head Left Cheek/WCDMA Band 5 Mid/Area Scan (71x91x1): Interpolated grid: dx=1.500 mm, dy=1.500 mm

Maximum value of SAR (interpolated) = 0.586 W/kg


Head Left Cheek/WCDMA Band 5 Mid/Zoom Scan (5x5x7)/Cube 0: Measurement grid: dx=8mm, dy=8mm, dz=5mm

Reference Value = 23.65 V/m; Power Drift = -0.10 dB

Peak SAR (extrapolated) = 0.779 W/kg

SAR(1 g) = 0.478 W/kg; SAR(10 g) = 0.329 W/kg

Maximum value of SAR (measured) = 0.496 W/kg



0 dB = 0.496 W/kg = -3.05 dBW/kg

Plot 54#: WCDMA Band 5_Head Left Tilt_Mid**DUT: Mobile Phone; Type: KH7; Serial: SZNS220224-05720E-SA-S1**

Communication System: UID 0, WCDMA (0); Frequency: 836.6 MHz; Duty Cycle: 1:1

Medium parameters used (interpolated): $f = 836.6$ MHz; $\sigma = 0.922$ S/m; $\epsilon_r = 41.726$; $\rho = 1000$ kg/m³

Phantom section: Left Section

DASY5 Configuration:

- Probe: EX3DV4- SN3619; ConvF(8.5, 8.5, 8.5); Calibrated: 2021/08/25
- Sensor-Surface: 4mm (Mechanical Surface Detection)
- Electronics: DAE4 Sn1211; Calibrated: 2022/03/01
- Phantom: Twin SAM; Type: QD000P40CD; Serial: TP:1744
- Measurement SW: DASY52, Version 52.10 (4); SEMCAD X Version 14.6.14 (7501)

Head Left Tilt/WCDMA Band 5 Mid/Area Scan (71x91x1): Interpolated grid: dx=1.500 mm, dy=1.500 mm

Maximum value of SAR (interpolated) = 0.540 W/kg


Head Left Tilt/WCDMA Band 5 Mid/Zoom Scan (5x5x7)/Cube 0: Measurement grid: dx=8mm, dy=8mm, dz=5mm

Reference Value = 22.25 V/m; Power Drift = -0.08 dB

Peak SAR (extrapolated) = 0.865 W/kg

SAR(1 g) = 0.473 W/kg; SAR(10 g) = 0.294 W/kg

Maximum value of SAR (measured) = 0.491 W/kg



0 dB = 0.491 W/kg = -3.09 dBW/kg

Plot 55#: WCDMA Band 5_Head Right Cheek_Mid**DUT: Mobile Phone; Type: KH7; Serial: SZNS220224-05720E-SA-S1**

Communication System: UID 0, WCDMA (0); Frequency: 836.6 MHz; Duty Cycle: 1:1

Medium parameters used (interpolated): $f = 836.6$ MHz; $\sigma = 0.922$ S/m; $\epsilon_r = 41.726$; $\rho = 1000$ kg/m³

Phantom section: Right Section

DASY5 Configuration:

- Probe: EX3DV4- SN3619; ConvF(8.5, 8.5, 8.5); Calibrated: 2021/08/25
- Sensor-Surface: 4mm (Mechanical Surface Detection)
- Electronics: DAE4 Sn1211; Calibrated: 2022/03/01
- Phantom: Twin SAM; Type: QD000P40CD; Serial: TP:1744
- Measurement SW: DASY52, Version 52.10 (4); SEMCAD X Version 14.6.14 (7501)

Head Right Cheek/WCDMA Band 5 Mid/Area Scan (71x91x1): Interpolated grid: dx=1.500 mm, dy=1.500 mm

Maximum value of SAR (interpolated) = 0.904 W/kg

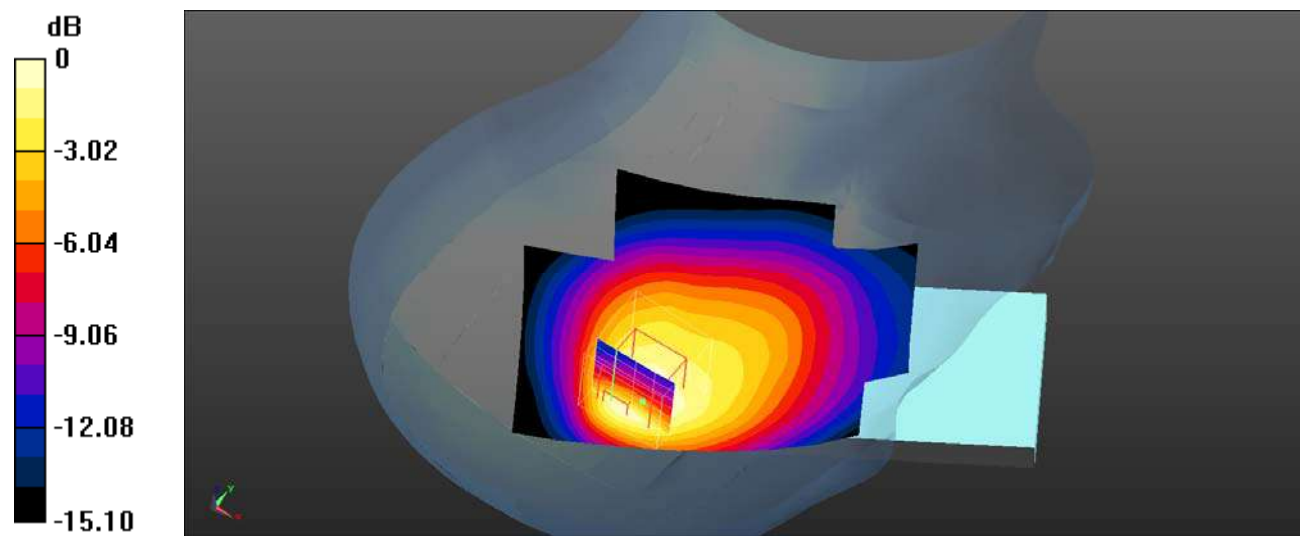
Head Right Cheek/WCDMA Band 5 Mid/Zoom Scan (5x5x7)/Cube 0: Measurement grid: dx=8mm, dy=8mm, dz=5mm

Reference Value = 21.58 V/m; Power Drift = -0.17 dB

Peak SAR (extrapolated) = 1.80 W/kg

SAR(1 g) = 0.736 W/kg; SAR(10 g) = 0.412 W/kg

Maximum value of SAR (measured) = 0.776 W/kg



0 dB = 0.776 W/kg = -1.10 dBW/kg

Plot 56#: WCDMA Band 5_Head Right Tilt_Low**DUT: Mobile Phone; Type: KH7; Serial: SZNS220224-05720E-SA-S1**

Communication System: UID 0, WCDMA (0); Frequency: 826.4 MHz; Duty Cycle: 1:1

Medium parameters used (interpolated): $f = 826.4$ MHz; $\sigma = 0.911$ S/m; $\epsilon_r = 41.495$; $\rho = 1000$ kg/m³

Phantom section: Right Section

DASY5 Configuration:

- Probe: EX3DV4- SN3619; ConvF(8.5, 8.5, 8.5); Calibrated: 2021/08/25
- Sensor-Surface: 4mm (Mechanical Surface Detection)
- Electronics: DAE4 Sn1211; Calibrated: 2022/03/01
- Phantom: Twin SAM; Type: QD000P40CD; Serial: TP:1744
- Measurement SW: DASY52, Version 52.10 (4); SEMCAD X Version 14.6.14 (7501)

Head Right Tilt/WCDMA Band 5 Low/Area Scan (71x91x1): Interpolated grid: dx=1.500 mm, dy=1.500 mm

Maximum value of SAR (interpolated) = 1.06 W/kg

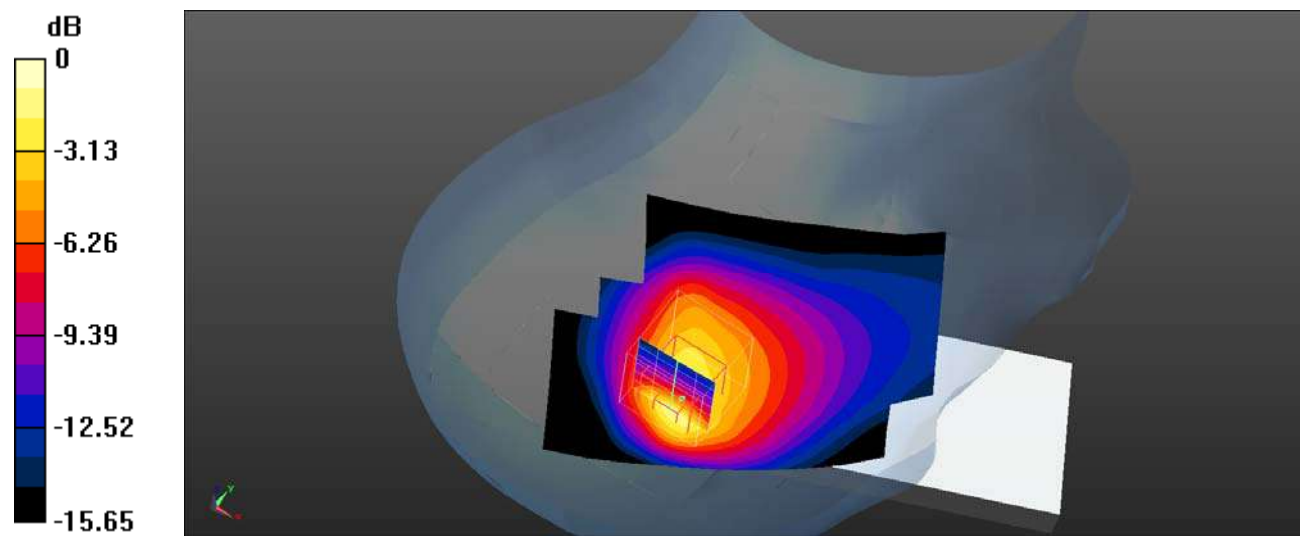
Head Right Tilt/WCDMA Band 5 Low/Zoom Scan (5x5x7)/Cube 0: Measurement grid: dx=8mm, dy=8mm, dz=5mm

Reference Value = 22.57 V/m; Power Drift = -0.04 dB

Peak SAR (extrapolated) = 2.31 W/kg

SAR(1 g) = 0.885 W/kg; SAR(10 g) = 0.429 W/kg

Maximum value of SAR (measured) = 1.06 W/kg



0 dB = 1.06 W/kg = 0.25 dBW/kg

Plot 57#: WCDMA Band 5_Head Right Tilt_Mid**DUT: Mobile Phone; Type: KH7; Serial: SZNS220224-05720E-SA-S1**

Communication System: UID 0, WCDMA (0); Frequency: 836.6 MHz; Duty Cycle: 1:1

Medium parameters used (interpolated): $f = 836.6$ MHz; $\sigma = 0.922$ S/m; $\epsilon_r = 41.726$; $\rho = 1000$ kg/m³

Phantom section: Right Section

DASY5 Configuration:

- Probe: EX3DV4- SN3619; ConvF(8.5, 8.5, 8.5); Calibrated: 2021/08/25
- Sensor-Surface: 4mm (Mechanical Surface Detection)
- Electronics: DAE4 Sn1211; Calibrated: 2022/03/01
- Phantom: Twin SAM; Type: QD000P40CD; Serial: TP:1744
- Measurement SW: DASY52, Version 52.10 (4); SEMCAD X Version 14.6.14 (7501)

Head Right Tilt/WCDMA Band 5 Mid/Area Scan (71x91x1): Interpolated grid: dx=1.500 mm, dy=1.500 mm

Maximum value of SAR (interpolated) = 1.21 W/kg

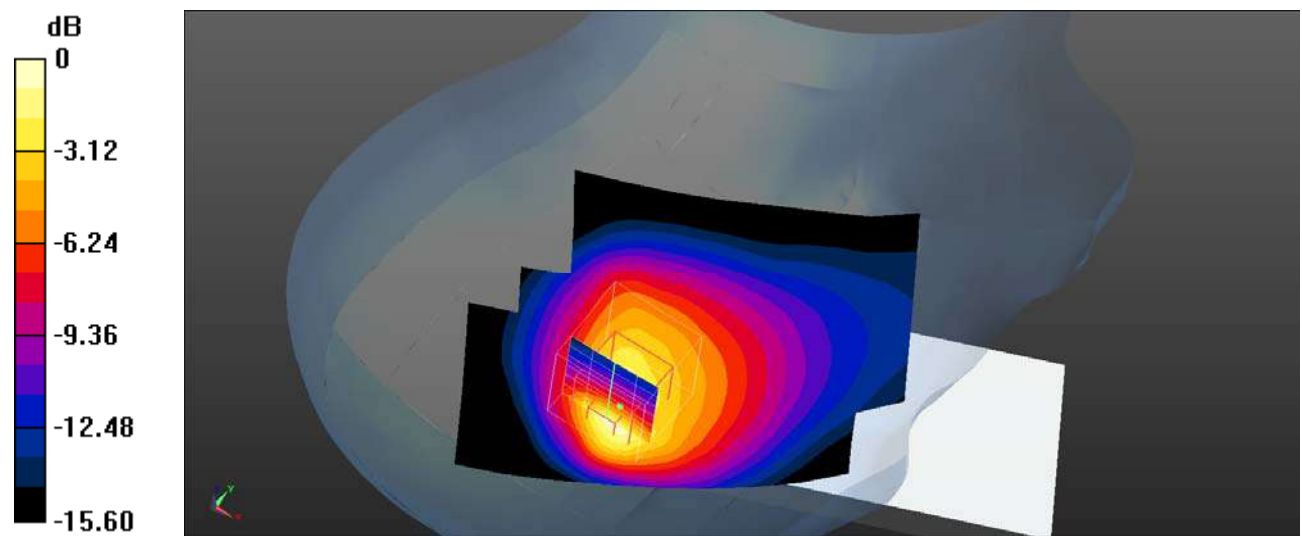
Head Right Tilt/WCDMA Band 5 Mid/Zoom Scan (5x5x7)/Cube 0: Measurement grid: dx=8mm, dy=8mm, dz=5mm

Reference Value = 23.72 V/m; Power Drift = -0.02 dB

Peak SAR (extrapolated) = 2.32 W/kg

SAR(1 g) = 0.933 W/kg; SAR(10 g) = 0.461 W/kg

Maximum value of SAR (measured) = 1.11 W/kg



Plot 58#: WCDMA Band 5_Head Right Tilt_High**DUT: Mobile Phone; Type: KH7; Serial: SZNS220224-05720E-SA-S1**

Communication System: UID 0, WCDMA (0); Frequency: 846.6 MHz; Duty Cycle: 1:1

Medium parameters used (interpolated): $f = 846.6$ MHz; $\sigma = 0.931$ S/m; $\epsilon_r = 41.685$; $\rho = 1000$ kg/m³

Phantom section: Right Section

DASY5 Configuration:

- Probe: EX3DV4- SN3619; ConvF(8.5, 8.5, 8.5); Calibrated: 2021/08/25
- Sensor-Surface: 4mm (Mechanical Surface Detection)
- Electronics: DAE4 Sn1211; Calibrated: 2022/03/01
- Phantom: Twin SAM; Type: QD000P40CD; Serial: TP:1744
- Measurement SW: DASY52, Version 52.10 (4); SEMCAD X Version 14.6.14 (7501)

Head Right Tilt/WCDMA Band 5 High/Area Scan (71x91x1): Interpolated grid: dx=1.500 mm, dy=1.500 mm

Maximum value of SAR (interpolated) = 1.08 W/kg

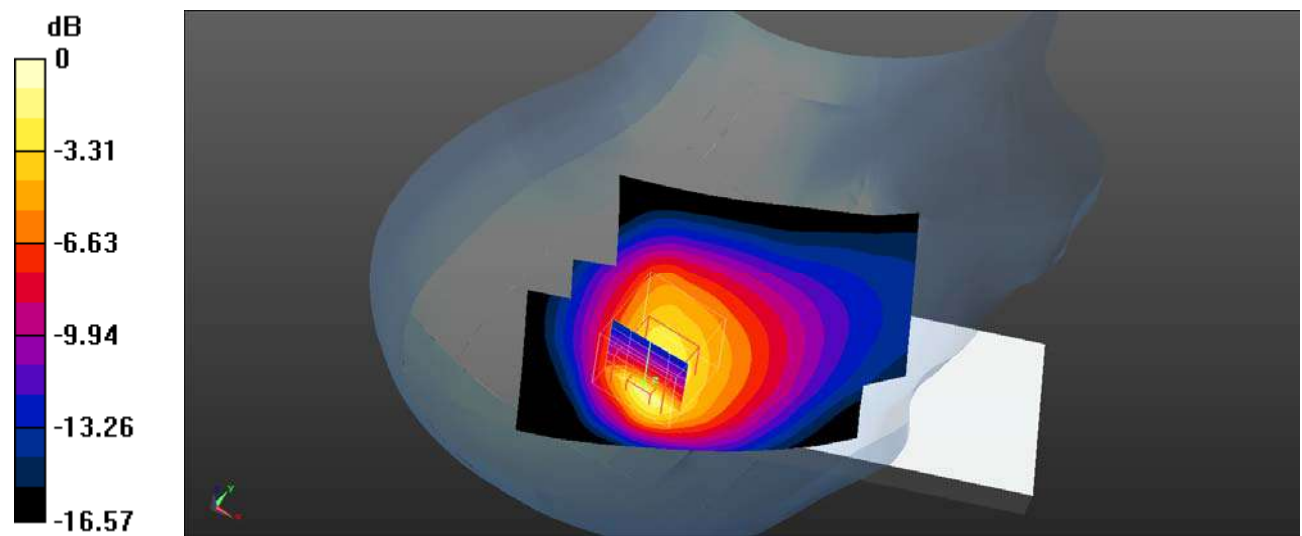
Head Right Tilt/WCDMA Band 5 High/Zoom Scan (5x5x7)/Cube 0: Measurement grid: dx=8mm, dy=8mm, dz=5mm

Reference Value = 22.63 V/m; Power Drift = -0.02 dB

Peak SAR (extrapolated) = 2.27 W/kg

SAR(1 g) = 0.890 W/kg; SAR(10 g) = 0.435 W/kg

Maximum value of SAR (measured) = 1.07 W/kg



0 dB = 1.07 W/kg = 0.29 dBW/kg

Plot 59#: WCDMA Band 5_Body Front_Mid**DUT: Mobile Phone; Type: KH7; Serial: SZNS220224-05720E-SA-S1**

Communication System: UID 0, WCDMA (0); Frequency: 836.6 MHz; Duty Cycle: 1:1

Medium parameters used (interpolated): $f = 836.6$ MHz; $\sigma = 0.922$ S/m; $\epsilon_r = 41.726$; $\rho = 1000$ kg/m³

Phantom section: Right Section

DASY5 Configuration:

- Probe: EX3DV4- SN3619; ConvF(8.5, 8.5, 8.5); Calibrated: 2021/08/25
- Sensor-Surface: 4mm (Mechanical Surface Detection)
- Electronics: DAE4 Sn1211; Calibrated: 2022/03/01
- Phantom: Twin SAM; Type: QD000P40CD; Serial: TP:1744
- Measurement SW: DASY52, Version 52.10 (4); SEMCAD X Version 14.6.14 (7501)

Body Front/WCDMA Band 5 Mid/Area Scan (71x91x1): Interpolated grid: dx=1.500 mm, dy=1.500 mm

Maximum value of SAR (interpolated) = 0.198 W/kg

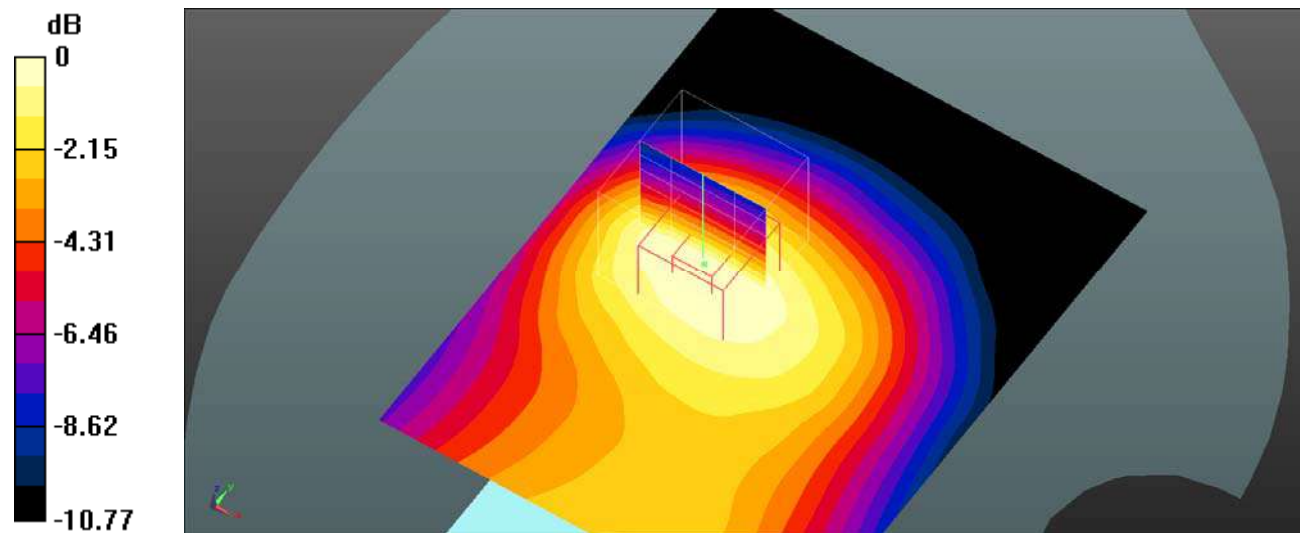
Body Front/WCDMA Band 5 Mid/Zoom Scan (5x5x7)/Cube 0: Measurement grid: dx=8mm, dy=8mm, dz=5mm

Reference Value = 13.21 V/m; Power Drift = -0.04 dB

Peak SAR (extrapolated) = 0.268 W/kg

SAR(1 g) = 0.179 W/kg; SAR(10 g) = 0.122 W/kg

Maximum value of SAR (measured) = 0.189 W/kg



0 dB = 0.189 W/kg = -7.24 dBW/kg

Plot 60#: WCDMA Band 5_Body Back_Mid**DUT: Mobile Phone; Type: KH7; Serial: SZNS220224-05720E-SA-S1**

Communication System: UID 0, WCDMA (0); Frequency: 836.6 MHz; Duty Cycle: 1:1

Medium parameters used (interpolated): $f = 836.6$ MHz; $\sigma = 0.922$ S/m; $\epsilon_r = 41.726$; $\rho = 1000$ kg/m³

Phantom section: Flat Section

DASY5 Configuration:

- Probe: EX3DV4- SN3619; ConvF(8.5, 8.5, 8.5); Calibrated: 2021/08/25
- Sensor-Surface: 4mm (Mechanical Surface Detection)
- Electronics: DAE4 Sn1211; Calibrated: 2022/03/01
- Phantom: Twin SAM; Type: QD000P40CD; Serial: TP:1744
- Measurement SW: DASY52, Version 52.10 (4); SEMCAD X Version 14.6.14 (7501)

Body Back/WCDMA Band 5 Mid/Area Scan (71x91x1): Interpolated grid: dx=1.500 mm, dy=1.500 mm

Maximum value of SAR (interpolated) = 0.338 W/kg

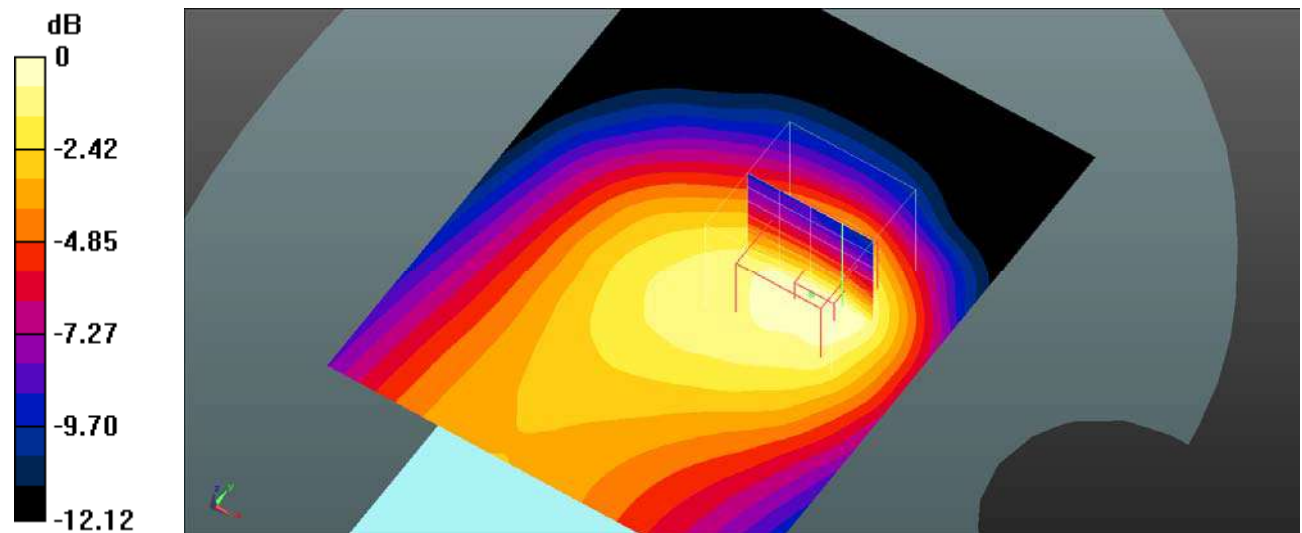
Body Back/WCDMA Band 5 Mid/Zoom Scan (5x5x7)/Cube 0: Measurement grid: dx=8mm, dy=8mm, dz=5mm

Reference Value = 16.01 V/m; Power Drift = -0.16 dB

Peak SAR (extrapolated) = 0.509 W/kg

SAR(1 g) = 0.292 W/kg; SAR(10 g) = 0.179 W/kg

Maximum value of SAR (measured) = 0.305 W/kg



Plot 61#: WCDMA Band 5_Body Left_Mid**DUT: Mobile Phone; Type: KH7; Serial: SZNS220224-05720E-SA-S1**

Communication System: UID 0, WCDMA (0); Frequency: 836.6 MHz; Duty Cycle: 1:1

Medium parameters used (interpolated): $f = 836.6$ MHz; $\sigma = 0.922$ S/m; $\epsilon_r = 41.726$; $\rho = 1000$ kg/m³

Phantom section: Flat Section

DASY5 Configuration:

- Probe: EX3DV4- SN3619; ConvF(8.5, 8.5, 8.5); Calibrated: 2021/08/25
- Sensor-Surface: 4mm (Mechanical Surface Detection)
- Electronics: DAE4 Sn1211; Calibrated: 2022/03/01
- Phantom: Twin SAM; Type: QD000P40CD; Serial: TP:1744
- Measurement SW: DASY52, Version 52.10 (4); SEMCAD X Version 14.6.14 (7501)

Body Left/WCDMA Band 5 Mid/Area Scan (71x91x1): Interpolated grid: dx=1.500 mm, dy=1.500 mm

Maximum value of SAR (interpolated) = 0.113 W/kg

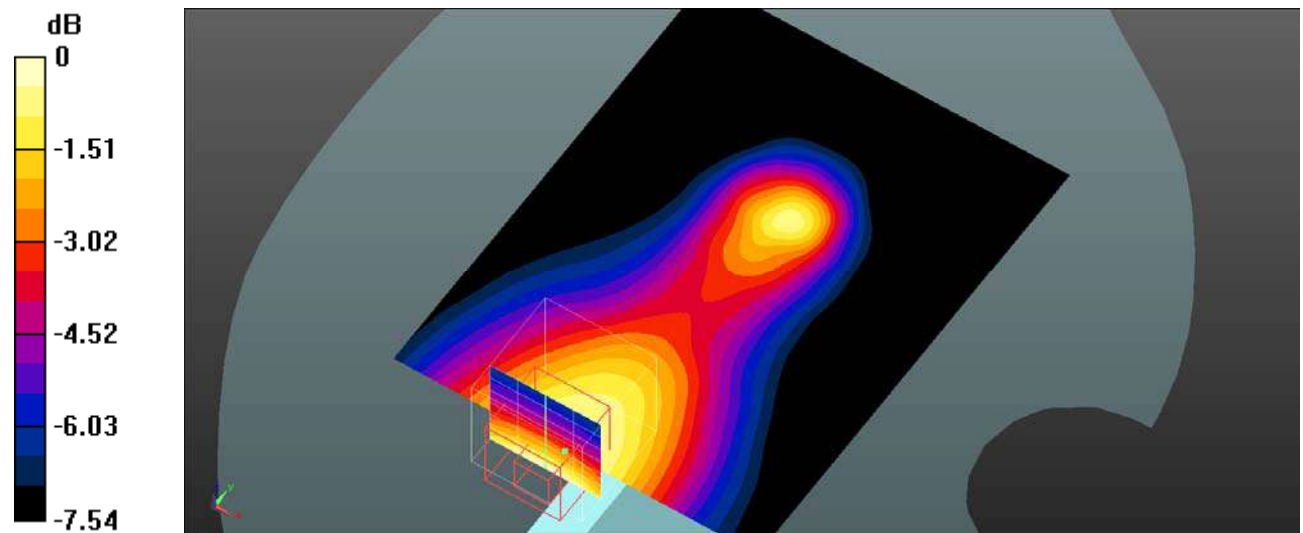
Body Left/WCDMA Band 5 Mid/Zoom Scan (5x5x7)/Cube 0: Measurement grid: dx=8mm, dy=8mm, dz=5mm

Reference Value = 7.662 V/m; Power Drift = -0.04 dB

Peak SAR (extrapolated) = 0.148 W/kg

SAR(1 g) = 0.109 W/kg; SAR(10 g) = 0.079 W/kg

Maximum value of SAR (measured) = 0.114 W/kg



0 dB = 0.114 W/kg = -9.43 dBW/kg

Plot 62#: WCDMA Band 5_Body Top_Mid**DUT: Mobile Phone; Type: KH7; Serial: SZNS220224-05720E-SA-S1**

Communication System: UID 0, WCDMA (0); Frequency: 836.6 MHz; Duty Cycle: 1:1

Medium parameters used (interpolated): $f = 836.6$ MHz; $\sigma = 0.922$ S/m; $\epsilon_r = 41.726$; $\rho = 1000$ kg/m³

Phantom section: Flat Section

DASY5 Configuration:

- Probe: EX3DV4- SN3619; ConvF(8.5, 8.5, 8.5); Calibrated: 2021/08/25
- Sensor-Surface: 4mm (Mechanical Surface Detection)
- Electronics: DAE4 Sn1211; Calibrated: 2022/03/01
- Phantom: Twin SAM; Type: QD000P40CD; Serial: TP:1744
- Measurement SW: DASY52, Version 52.10 (4); SEMCAD X Version 14.6.14 (7501)

Body Top/WCDMA Band 5 Mid/Area Scan (71x91x1): Interpolated grid: dx=1.500 mm, dy=1.500 mm

Maximum value of SAR (interpolated) = 0.211 W/kg

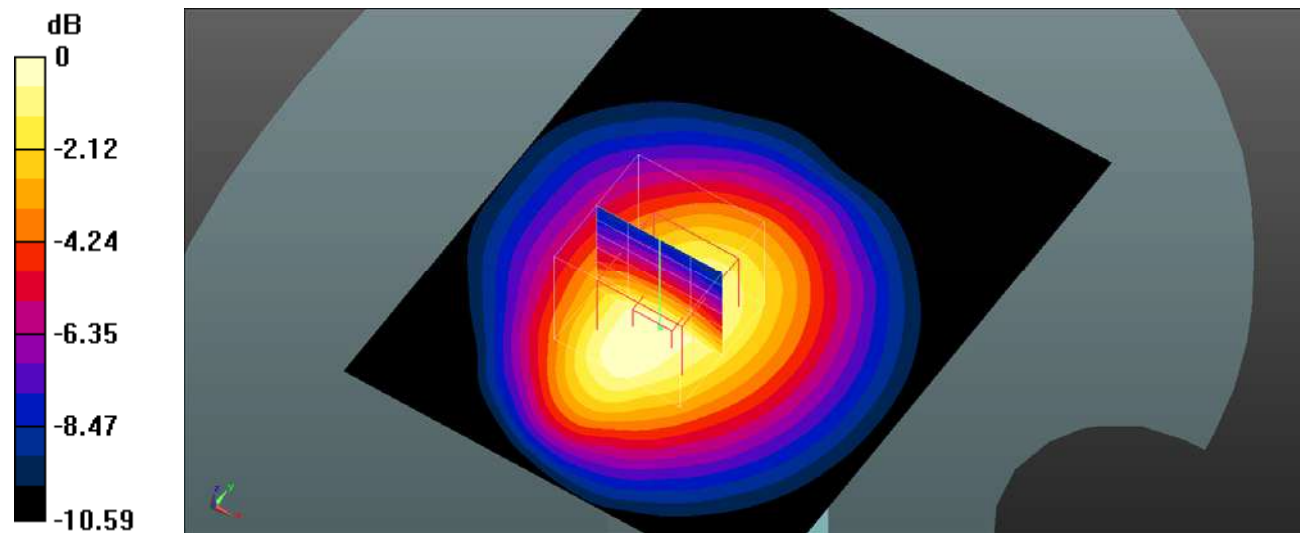
Body Top/WCDMA Band 5 Mid/Zoom Scan (5x5x7)/Cube 0: Measurement grid: dx=8mm, dy=8mm, dz=5mm

Reference Value = 13.81 V/m; Power Drift = -0.05 dB

Peak SAR (extrapolated) = 0.296 W/kg

SAR(1 g) = 0.193 W/kg; SAR(10 g) = 0.124 W/kg

Maximum value of SAR (measured) = 0.209 W/kg



0 dB = 0.209 W/kg = -6.80 dBW/kg

Plot 63#: LTE Band 2_1RB_Head Left Cheek_Mid**DUT: Mobile Phone; Type: KH7; Serial: SZNS220224-05720E-SA-S1**

Communication System: UID 0, Generic FDD-LTE (0); Frequency: 1880 MHz; Duty Cycle: 1:1
Medium parameters used (interpolated): $f = 1880$ MHz; $\sigma = 1.41$ S/m; $\epsilon_r = 40.13$; $\rho = 1000$ kg/m³
Phantom section: Left Section

DASY5 Configuration:

- Probe: EX3DV4- SN3619; ConvF(7.07, 7.07, 7.07); Calibrated: 2021/08/25
- Sensor-Surface: 4mm (Mechanical Surface Detection)
- Electronics: DAE4 Sn1211; Calibrated: 2022/03/01
- Phantom: Twin SAM; Type: QD000P40CD; Serial: TP:1744
- Measurement SW: DASY52, Version 52.10 (4); SEMCAD X Version 14.6.14 (7501)

Head Left Cheek/LTE Band 2 1RB Mid/Area Scan (71x91x1): Interpolated grid: $dx=1.500$ mm, $dy=1.500$ mm
Maximum value of SAR (interpolated) = 0.473 W/kg

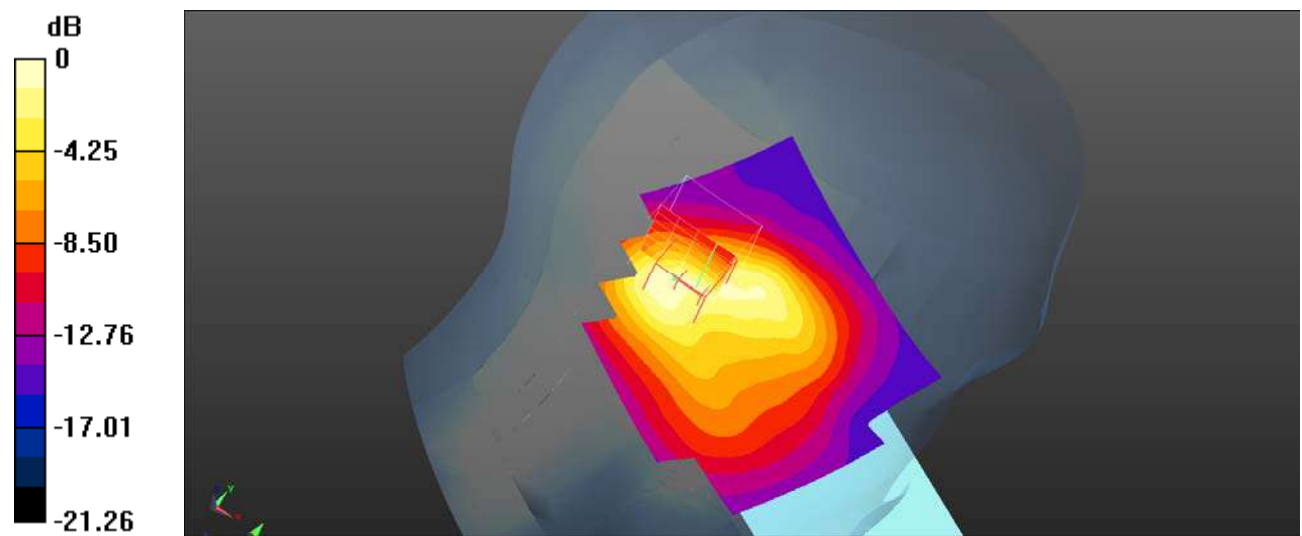
Head Left Cheek/LTE Band 2 1RB Mid/Zoom Scan (5x5x7)/Cube 0: Measurement grid: $dx=8$ mm, $dy=8$ mm, $dz=5$ mm

Reference Value = 16.34 V/m; Power Drift = -0.08 dB

Peak SAR (extrapolated) = 0.708 W/kg

SAR(1 g) = 0.434 W/kg; SAR(10 g) = 0.247 W/kg

Maximum value of SAR (measured) = 0.489 W/kg



0 dB = 0.489 W/kg = -3.11 dBW/kg

Plot 64#: LTE Band 2_50%RB_Head Left Cheek_Mid**DUT: Mobile Phone; Type: KH7; Serial: SZNS220224-05720E-SA-S1**

Communication System: UID 0, Generic FDD-LTE (0); Frequency: 1880 MHz; Duty Cycle: 1:1
Medium parameters used (interpolated): $f = 1880$ MHz; $\sigma = 1.41$ S/m; $\epsilon_r = 40.13$; $\rho = 1000$ kg/m³
Phantom section: Left Section

DASY5 Configuration:

- Probe: EX3DV4- SN3619; ConvF(7.07, 7.07, 7.07); Calibrated: 2021/08/25
- Sensor-Surface: 4mm (Mechanical Surface Detection)
- Electronics: DAE4 Sn1211; Calibrated: 2022/03/01
- Phantom: Twin SAM; Type: QD000P40CD; Serial: TP:1744
- Measurement SW: DASY52, Version 52.10 (4); SEMCAD X Version 14.6.14 (7501)

Head Left Cheek/LTE Band 2 50%RB Mid/Area Scan (71x91x1): Interpolated grid: dx=1.500 mm, dy=1.500 mm
Maximum value of SAR (interpolated) = 0.383 W/kg

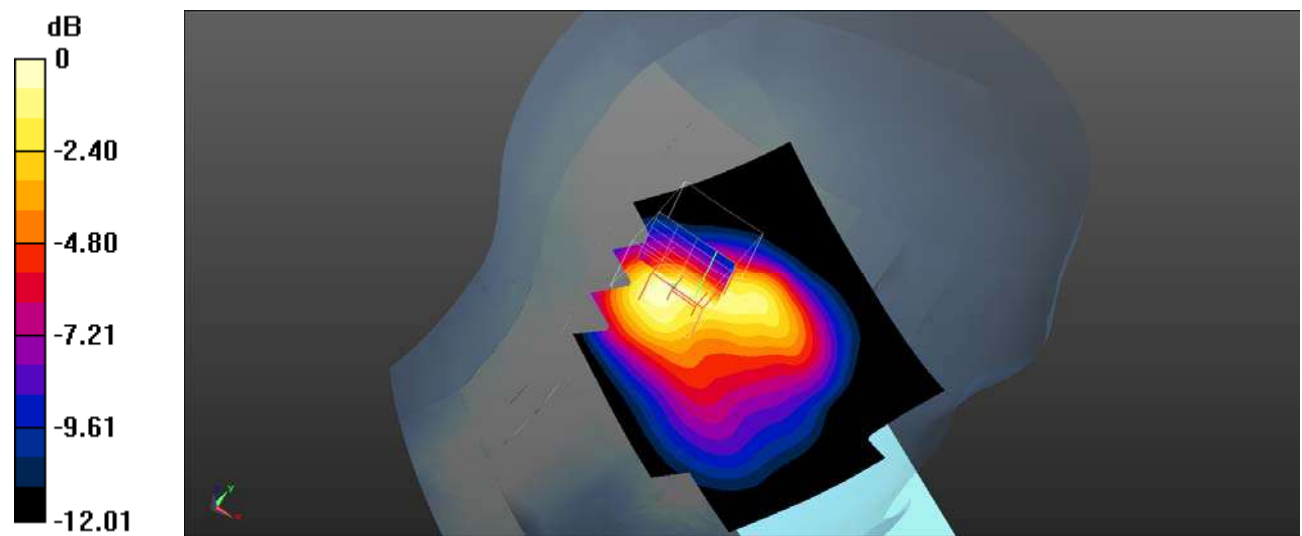
Head Left Cheek/LTE Band 2 50%RB Mid/Zoom Scan (5x5x7)/Cube 0: Measurement grid: dx=8mm, dy=8mm, dz=5mm

Reference Value = 14.54 V/m; Power Drift = -0.08 dB

Peak SAR (extrapolated) = 0.572 W/kg

SAR(1 g) = 0.350 W/kg; SAR(10 g) = 0.201 W/kg

Maximum value of SAR (measured) = 0.388 W/kg



0 dB = 0.388 W/kg = -4.11 dBW/kg

Plot 65#: LTE Band 2_1RB_Head Left Tilt_Mid**DUT: Mobile Phone; Type: KH7; Serial: SZNS220224-05720E-SA-S1**

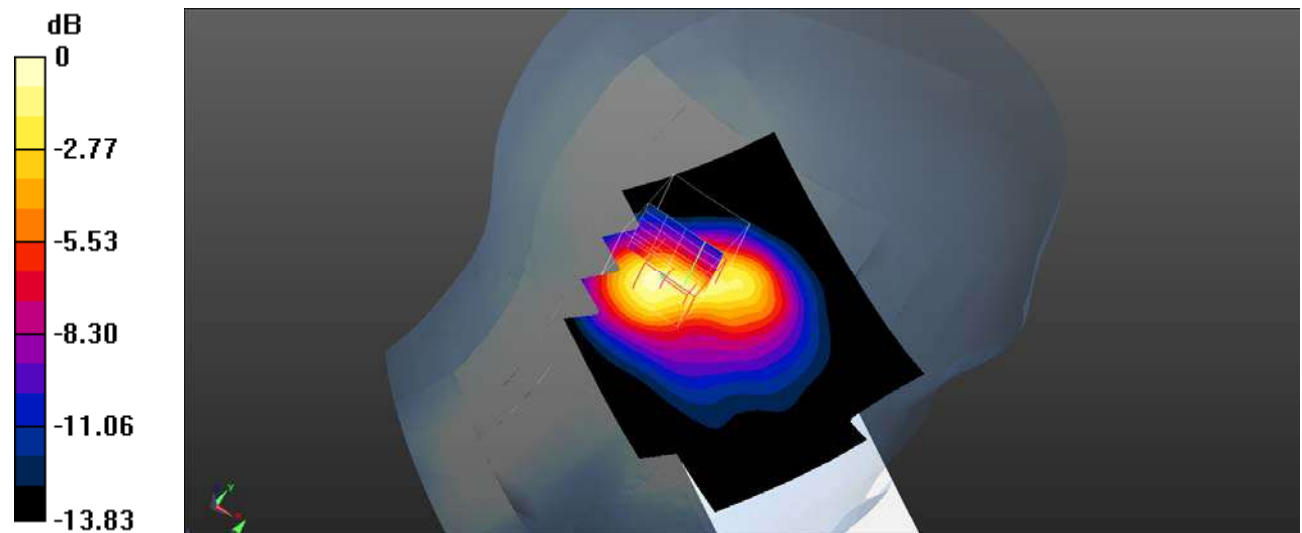
Communication System: UID 0, Generic FDD-LTE (0); Frequency: 1880 MHz; Duty Cycle: 1:1
Medium parameters used (interpolated): $f = 1880$ MHz; $\sigma = 1.41$ S/m; $\epsilon_r = 40.13$; $\rho = 1000$ kg/m³
Phantom section: Left Section

DASY5 Configuration:

- Probe: EX3DV4- SN3619; ConvF(7.07, 7.07, 7.07); Calibrated: 2021/08/25
- Sensor-Surface: 4mm (Mechanical Surface Detection)
- Electronics: DAE4 Sn1211; Calibrated: 2022/03/01
- Phantom: Twin SAM; Type: QD000P40CD; Serial: TP:1744
- Measurement SW: DASY52, Version 52.10 (4); SEMCAD X Version 14.6.14 (7501)

Head Left Tilt/LTE Band 2 1RB Mid/Area Scan (71x91x1): Interpolated grid: $dx=1.500$ mm, $dy=1.500$ mm
Maximum value of SAR (interpolated) = 0.668 W/kg

Head Left Tilt/LTE Band 2 1RB Mid/Zoom Scan (5x5x7)/Cube 0: Measurement grid: $dx=8$ mm, $dy=8$ mm, $dz=5$ mm
Reference Value = 19.12 V/m; Power Drift = -0.01 dB
Peak SAR (extrapolated) = 1.07 W/kg
SAR(1 g) = 0.634 W/kg; SAR(10 g) = 0.349 W/kg
Maximum value of SAR (measured) = 0.718 W/kg



0 dB = 0.718 W/kg = -1.44 dBW/kg

Plot 66#: LTE Band 2_50%RB_Head Left Tilt_Mid**DUT: Mobile Phone; Type: KH7; Serial: SZNS220224-05720E-SA-S1**

Communication System: UID 0, Generic FDD-LTE (0); Frequency: 1880 MHz; Duty Cycle: 1:1
Medium parameters used (interpolated): $f = 1880$ MHz; $\sigma = 1.41$ S/m; $\epsilon_r = 40.13$; $\rho = 1000$ kg/m³
Phantom section: Left Section

DASY5 Configuration:

- Probe: EX3DV4- SN3619; ConvF(7.07, 7.07, 7.07); Calibrated: 2021/08/25
- Sensor-Surface: 4mm (Mechanical Surface Detection)
- Electronics: DAE4 Sn1211; Calibrated: 2022/03/01
- Phantom: Twin SAM; Type: QD000P40CD; Serial: TP:1744
- Measurement SW: DASY52, Version 52.10 (4); SEMCAD X Version 14.6.14 (7501)

Head Left Tilt/LTE Band 2 50%RB Mid/Area Scan (71x91x1): Interpolated grid: $dx=1.500$ mm, $dy=1.500$ mm
Maximum value of SAR (interpolated) = 0.576 W/kg


Head Left Tilt/LTE Band 2 50%RB Mid/Zoom Scan (5x5x7)/Cube 0: Measurement grid: $dx=8$ mm, $dy=8$ mm, $dz=5$ mm

Reference Value = 17.84 V/m; Power Drift = -0.03 dB

Peak SAR (extrapolated) = 0.898 W/kg

SAR(1 g) = 0.532 W/kg; SAR(10 g) = 0.294 W/kg

Maximum value of SAR (measured) = 0.600 W/kg



0 dB = 0.600 W/kg = -2.22 dBW/kg

Plot 67#: LTE Band 2_1RB_Head Right Cheek_Mid**DUT: Mobile Phone; Type: KH7; Serial: SZNS220224-05720E-SA-S1**

Communication System: UID 0, Generic FDD-LTE (0); Frequency: 1880 MHz; Duty Cycle: 1:1
Medium parameters used (interpolated): $f = 1880$ MHz; $\sigma = 1.41$ S/m; $\epsilon_r = 40.13$; $\rho = 1000$ kg/m³
Phantom section: Right Section

DASY5 Configuration:

- Probe: EX3DV4- SN3619; ConvF(7.07, 7.07, 7.07); Calibrated: 2021/08/25
- Sensor-Surface: 4mm (Mechanical Surface Detection)
- Electronics: DAE4 Sn1211; Calibrated: 2022/03/01
- Phantom: Twin SAM; Type: QD000P40CD; Serial: TP:1744
- Measurement SW: DASY52, Version 52.10 (4); SEMCAD X Version 14.6.14 (7501)

Head Right Cheek/LTE Band 2 1RB Mid/Area Scan (71x91x1): Interpolated grid: dx=1.500 mm, dy=1.500 mm
Maximum value of SAR (interpolated) = 0.792 W/kg

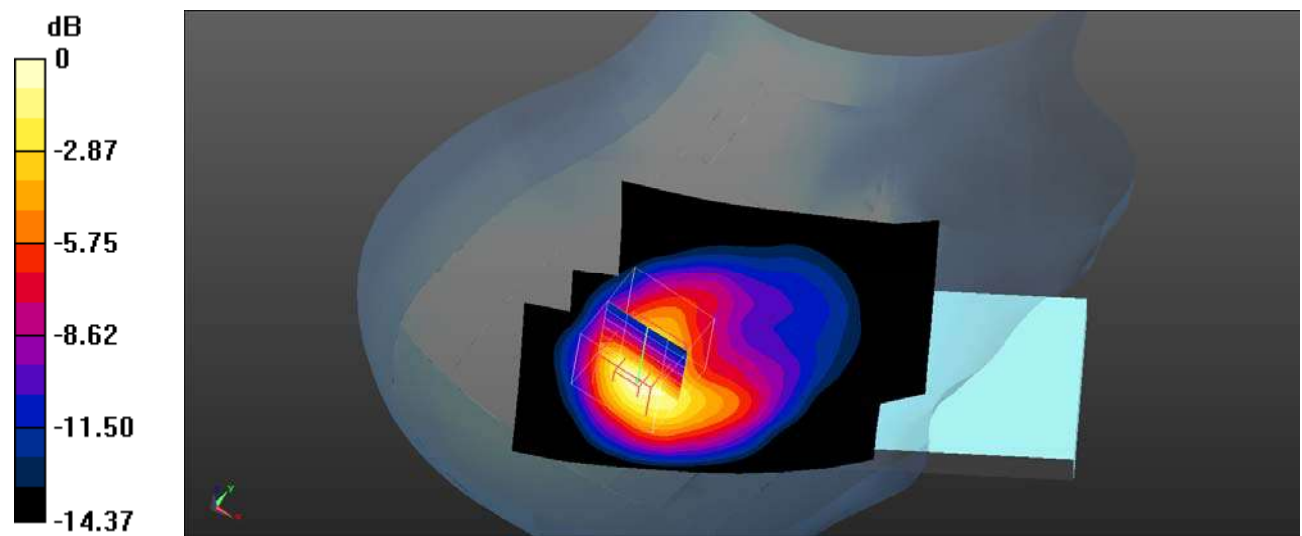
Head Right Cheek/LTE Band 2 1RB Mid/Zoom Scan (5x5x7)/Cube 0: Measurement grid: dx=8mm, dy=8mm, dz=5mm

Reference Value = 13.53 V/m; Power Drift = -0.14 dB

Peak SAR (extrapolated) = 1.37 W/kg

SAR(1 g) = 0.729 W/kg; SAR(10 g) = 0.379 W/kg

Maximum value of SAR (measured) = 0.835 W/kg



0 dB = 0.835 W/kg = -0.78 dBW/kg

Plot 68#: LTE Band 2_50%RB_Head Right Cheek_Mid**DUT: Mobile Phone; Type: KH7; Serial: SZNS220224-05720E-SA-S1**

Communication System: UID 0, Generic FDD-LTE (0); Frequency: 1880 MHz; Duty Cycle: 1:1
Medium parameters used (interpolated): $f = 1880$ MHz; $\sigma = 1.41$ S/m; $\epsilon_r = 40.13$; $\rho = 1000$ kg/m³
Phantom section: Right Section

DASY5 Configuration:

- Probe: EX3DV4- SN3619; ConvF(7.07, 7.07, 7.07); Calibrated: 2021/08/25
- Sensor-Surface: 4mm (Mechanical Surface Detection)
- Electronics: DAE4 Sn1211; Calibrated: 2022/03/01
- Phantom: Twin SAM; Type: QD000P40CD; Serial: TP:1744
- Measurement SW: DASY52, Version 52.10 (4); SEMCAD X Version 14.6.14 (7501)

Head Right Cheek/LTE Band 2 50%RB Mid/Area Scan (71x91x1): Interpolated grid: dx=1.500 mm, dy=1.500 mm
Maximum value of SAR (interpolated) = 0.659 W/kg

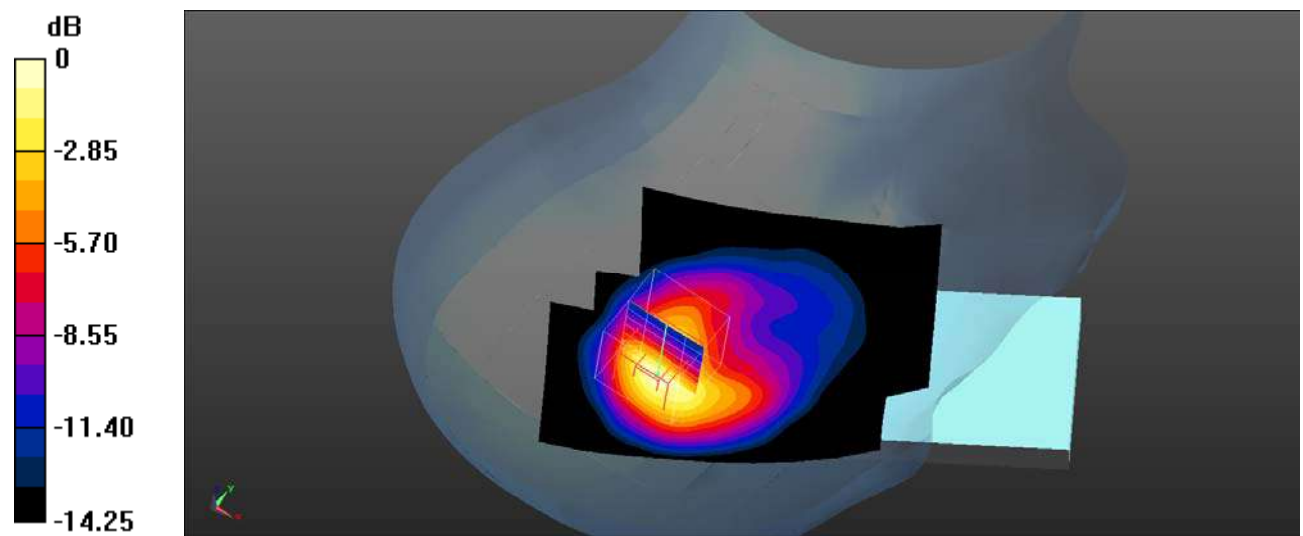
Head Right Cheek/LTE Band 2 50%RB Mid/Zoom Scan (5x5x7)/Cube 0: Measurement grid: dx=8mm, dy=8mm, dz=5mm

Reference Value = 12.29 V/m; Power Drift = -0.15 dB

Peak SAR (extrapolated) = 1.16 W/kg

SAR(1 g) = 0.612 W/kg; SAR(10 g) = 0.317 W/kg

Maximum value of SAR (measured) = 0.699 W/kg



0 dB = 0.699 W/kg = -1.56 dBW/kg

Plot 69#: LTE Band 2_1RB_Head Right Tilt_Low**DUT: Mobile Phone; Type: KH7; Serial: SZNS220224-05720E-SA-S1**

Communication System: UID 0, Generic FDD-LTE (0); Frequency: 1860 MHz; Duty Cycle: 1:1

Medium parameters used (interpolated): $f = 1860$ MHz; $\sigma = 1.403$ S/m; $\epsilon_r = 40.094$; $\rho = 1000$ kg/m³

Phantom section: Right Section

DASY5 Configuration:

- Probe: EX3DV4- SN3619; ConvF(7.07, 7.07, 7.07); Calibrated: 2021/08/25
- Sensor-Surface: 4mm (Mechanical Surface Detection)
- Electronics: DAE4 Sn1211; Calibrated: 2022/03/01
- Phantom: Twin SAM; Type: QD000P40CD; Serial: TP:1744
- Measurement SW: DASY52, Version 52.10 (4); SEMCAD X Version 14.6.14 (7501)

Head Right Tilt 2/LTE Band 2 1RB Low/Area Scan (71x91x1): Interpolated grid: dx=1.500 mm, dy=1.500 mm

Maximum value of SAR (interpolated) = 1.02 W/kg

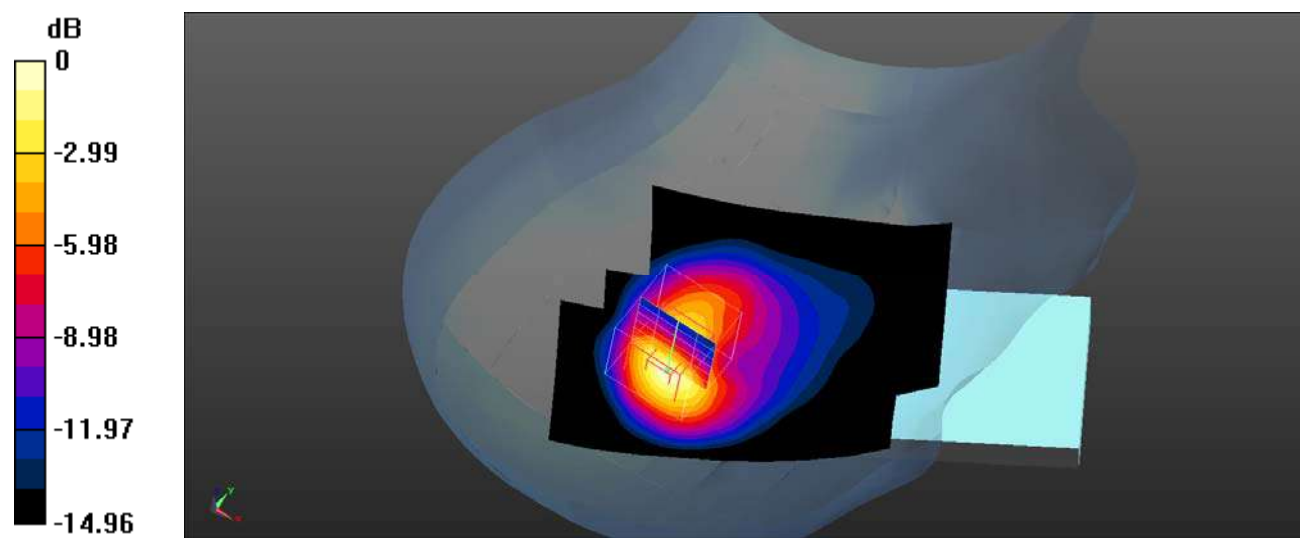
Head Right Tilt 2/LTE Band 2 1RB Low/Zoom Scan (5x5x7)/Cube 0: Measurement grid: dx=8mm, dy=8mm, dz=5mm

Reference Value = 16.85 V/m; Power Drift = -0.08 dB

Peak SAR (extrapolated) = 1.71 W/kg

SAR(1 g) = 0.910 W/kg; SAR(10 g) = 0.462 W/kg

Maximum value of SAR (measured) = 1.06 W/kg



0 dB = 1.06 W/kg = 0.25 dBW/kg

Plot 70#: LTE Band 2_1RB_Head Right Tilt_Mid**DUT: Mobile Phone; Type: KH7; Serial: SZNS220224-05720E-SA-S1**

Communication System: UID 0, Generic FDD-LTE (0); Frequency: 1880 MHz; Duty Cycle: 1:1
Medium parameters used (interpolated): $f = 1880$ MHz; $\sigma = 1.41$ S/m; $\epsilon_r = 40.13$; $\rho = 1000$ kg/m³
Phantom section: Right Section

DASY5 Configuration:

- Probe: EX3DV4- SN3619; ConvF(7.07, 7.07, 7.07); Calibrated: 2021/08/25
- Sensor-Surface: 4mm (Mechanical Surface Detection)
- Electronics: DAE4 Sn1211; Calibrated: 2022/03/01
- Phantom: Twin SAM; Type: QD000P40CD; Serial: TP:1744
- Measurement SW: DASY52, Version 52.10 (4); SEMCAD X Version 14.6.14 (7501)

Head Right Tilt 2/LTE Band 2 1RB Mid/Area Scan (71x91x1): Interpolated grid: $dx=1.500$ mm, $dy=1.500$ mm
Maximum value of SAR (interpolated) = 0.965 W/kg

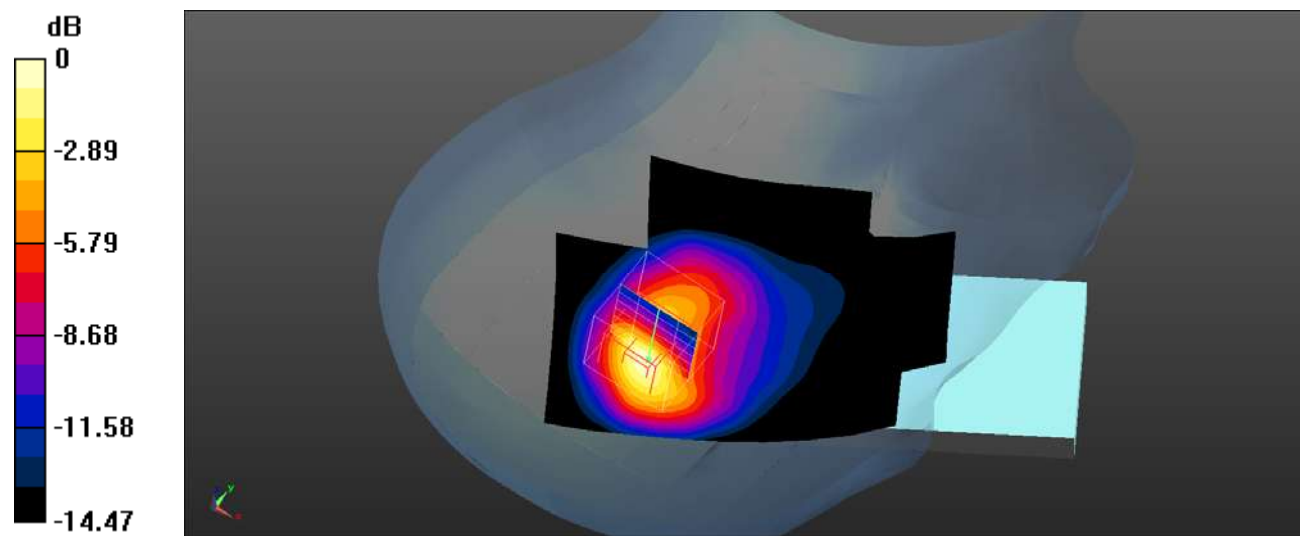
Head Right Tilt 2/LTE Band 2 1RB Mid/Zoom Scan (5x5x7)/Cube 0: Measurement grid: $dx=8$ mm, $dy=8$ mm, $dz=5$ mm

Reference Value = 15.81 V/m; Power Drift = -0.09 dB

Peak SAR (extrapolated) = 1.72 W/kg

SAR(1 g) = 0.898 W/kg; SAR(10 g) = 0.454 W/kg

Maximum value of SAR (measured) = 1.01 W/kg



0 dB = 1.01 W/kg = 0.04 dBW/kg

Plot 71#: LTE Band 2_1RB_Head Right Tilt_High**DUT: Mobile Phone; Type: KH7; Serial: SZNS220224-05720E-SA-S1**

Communication System: UID 0, Generic FDD-LTE (0); Frequency: 1900 MHz; Duty Cycle: 1:1

Medium parameters used (interpolated): $f = 1900$ MHz; $\sigma = 1.432$ S/m; $\epsilon_r = 39.619$; $\rho = 1000$ kg/m³

Phantom section: Right Section

DASY5 Configuration:

- Probe: EX3DV4- SN3619; ConvF(7.07, 7.07, 7.07); Calibrated: 2021/08/25
- Sensor-Surface: 4mm (Mechanical Surface Detection)
- Electronics: DAE4 Sn1211; Calibrated: 2022/03/01
- Phantom: Twin SAM; Type: QD000P40CD; Serial: TP:1744
- Measurement SW: DASY52, Version 52.10 (4); SEMCAD X Version 14.6.14 (7501)

Head Right Tilt/LTE Band 2 1RB High/Area Scan (71x91x1): Interpolated grid: dx=1.500 mm, dy=1.500 mm

Maximum value of SAR (interpolated) = 0.994 W/kg

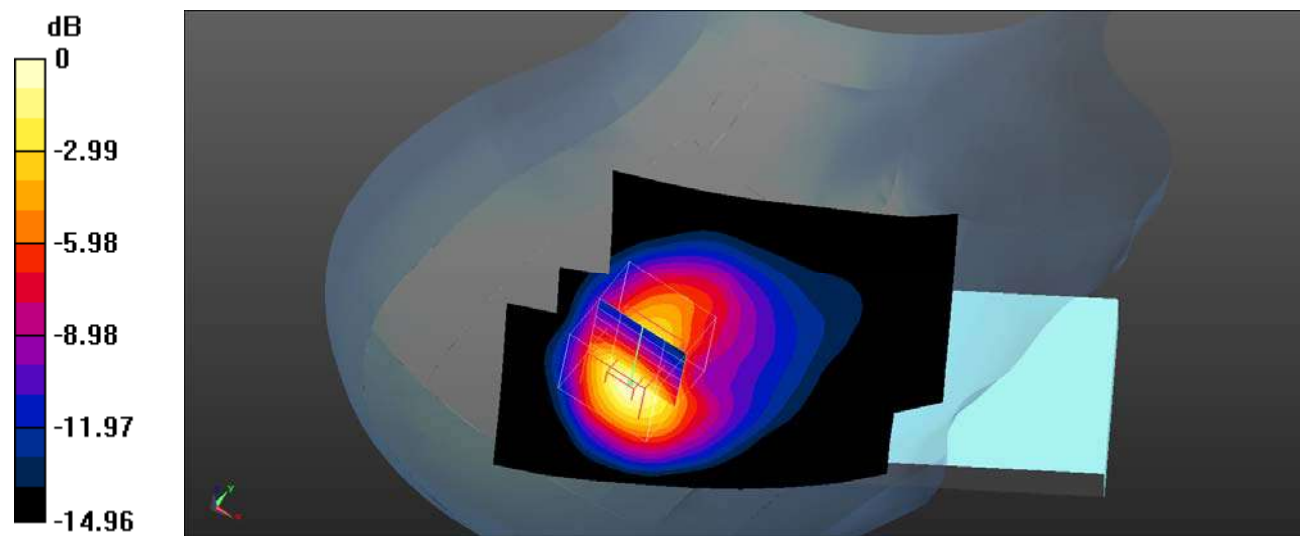
Head Right Tilt/LTE Band 2 1RB High/Zoom Scan (5x5x7)/Cube 0: Measurement grid: dx=8mm, dy=8mm, dz=5mm

Reference Value = 16.04 V/m; Power Drift = -0.13 dB

Peak SAR (extrapolated) = 1.66 W/kg

SAR(1 g) = 0.875 W/kg; SAR(10 g) = 0.443 W/kg

Maximum value of SAR (measured) = 1.02 W/kg



0 dB = 1.02 W/kg = 0.09 dBW/kg

Plot 72#: LTE Band 2_50%RB_Head Right Tilt_Mid**DUT: Mobile Phone; Type: KH7; Serial: SZNS220224-05720E-SA-S1**

Communication System: UID 0, Generic FDD-LTE (0); Frequency: 1880 MHz; Duty Cycle: 1:1
Medium parameters used (interpolated): $f = 1880$ MHz; $\sigma = 1.41$ S/m; $\epsilon_r = 40.13$; $\rho = 1000$ kg/m³
Phantom section: Right Section

DASY5 Configuration:

- Probe: EX3DV4- SN3619; ConvF(7.07, 7.07, 7.07); Calibrated: 2021/08/25
- Sensor-Surface: 4mm (Mechanical Surface Detection)
- Electronics: DAE4 Sn1211; Calibrated: 2022/03/01
- Phantom: Twin SAM; Type: QD000P40CD; Serial: TP:1744
- Measurement SW: DASY52, Version 52.10 (4); SEMCAD X Version 14.6.14 (7501)

Head Right Tilt 2/LTE Band 2 50%RB Mid/Area Scan (71x91x1): Interpolated grid: $dx=1.500$ mm, $dy=1.500$ mm
Maximum value of SAR (interpolated) = 0.814 W/kg

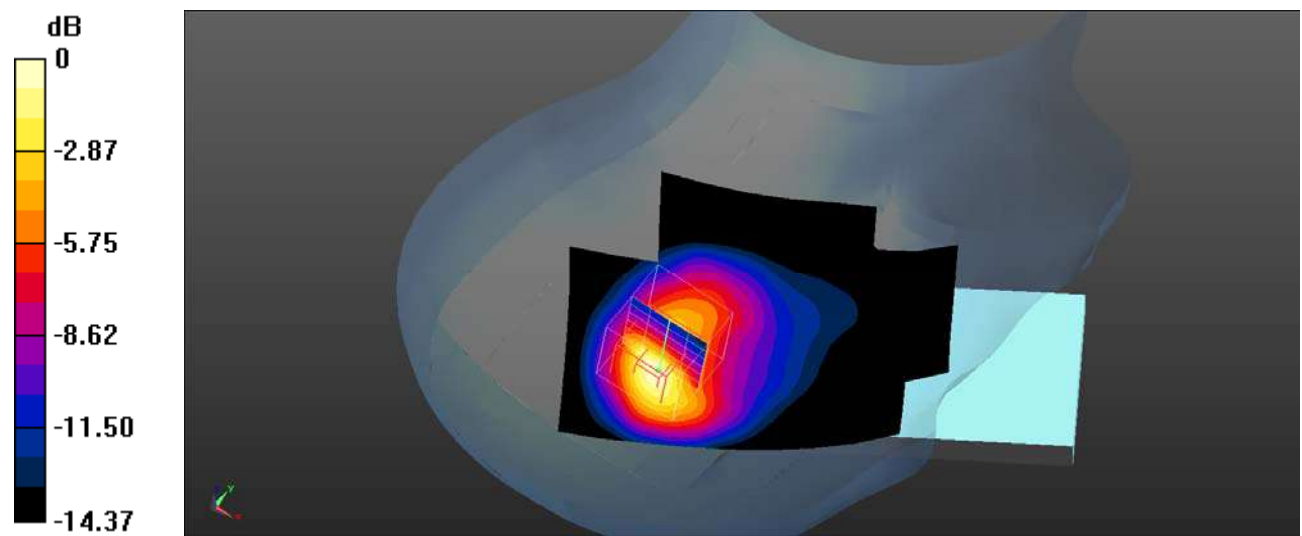
Head Right Tilt 2/LTE Band 2 50%RB Mid/Zoom Scan (5x5x7)/Cube 0: Measurement grid: $dx=8$ mm, $dy=8$ mm, $dz=5$ mm

Reference Value = 14.39 V/m; Power Drift = -0.16 dB

Peak SAR (extrapolated) = 1.45 W/kg

SAR(1 g) = 0.756 W/kg; SAR(10 g) = 0.384 W/kg

Maximum value of SAR (measured) = 0.847 W/kg



Plot 73#: LTE Band 2_100%RB_Head Right Tilt_Mid**DUT: Mobile Phone; Type: KH7; Serial: SZNS220224-05720E-SA-S1**

Communication System: UID 0, Generic FDD-LTE (0); Frequency: 1880 MHz; Duty Cycle: 1:1
Medium parameters used (interpolated): $f = 1880$ MHz; $\sigma = 1.41$ S/m; $\epsilon_r = 40.13$; $\rho = 1000$ kg/m³
Phantom section: Right Section

DASY5 Configuration:

- Probe: EX3DV4- SN3619; ConvF(7.07, 7.07, 7.07); Calibrated: 2021/08/25
- Sensor-Surface: 4mm (Mechanical Surface Detection)
- Electronics: DAE4 Sn1211; Calibrated: 2022/03/01
- Phantom: Twin SAM; Type: QD000P40CD; Serial: TP:1744
- Measurement SW: DASY52, Version 52.10 (4); SEMCAD X Version 14.6.14 (7501)

Head Right Tilt/LTE Band 2 100%RB Mid/Area Scan (71x91x1): Interpolated grid: $dx=1.500$ mm, $dy=1.500$ mm
Maximum value of SAR (interpolated) = 0.883 W/kg

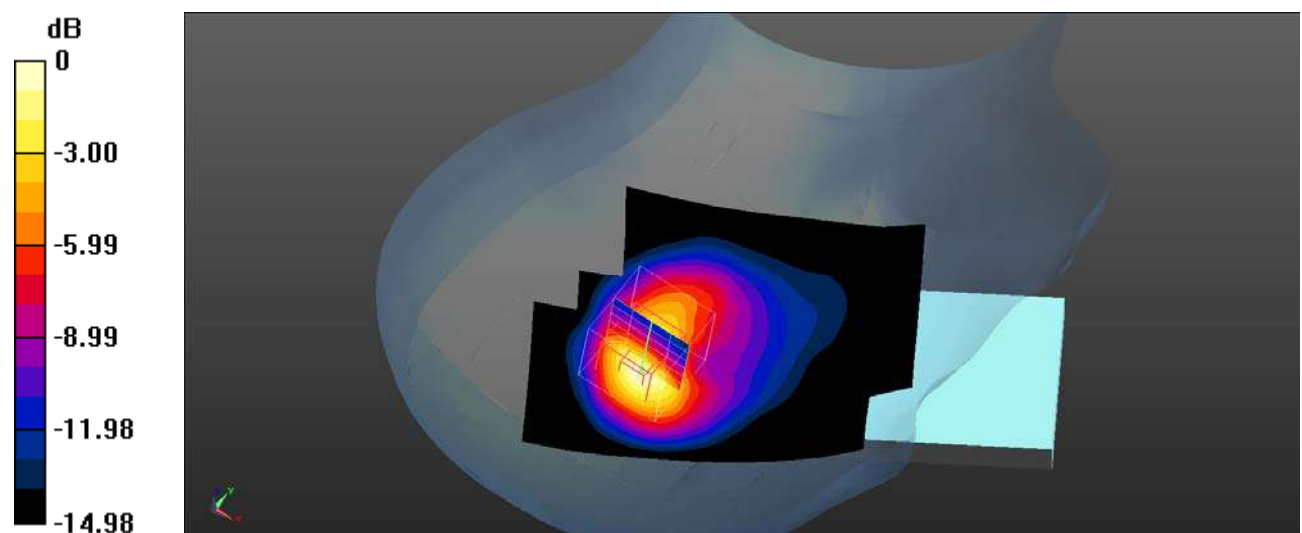
Head Right Tilt/LTE Band 2 100%RB Mid/Zoom Scan (5x5x7)/Cube 0: Measurement grid: $dx=8$ mm, $dy=8$ mm, $dz=5$ mm

Reference Value = 15.13 V/m; Power Drift = -0.12 dB

Peak SAR (extrapolated) = 1.46 W/kg

SAR(1 g) = 0.770 W/kg; SAR(10 g) = 0.391 W/kg

Maximum value of SAR (measured) = 0.895 W/kg



0 dB = 0.895 W/kg = -0.48 dBW/kg

Plot 74#: LTE Band 2_1RB_Body Front_Mid**DUT: Mobile Phone; Type: KH7; Serial: SZNS220224-05720E-SA-S1**

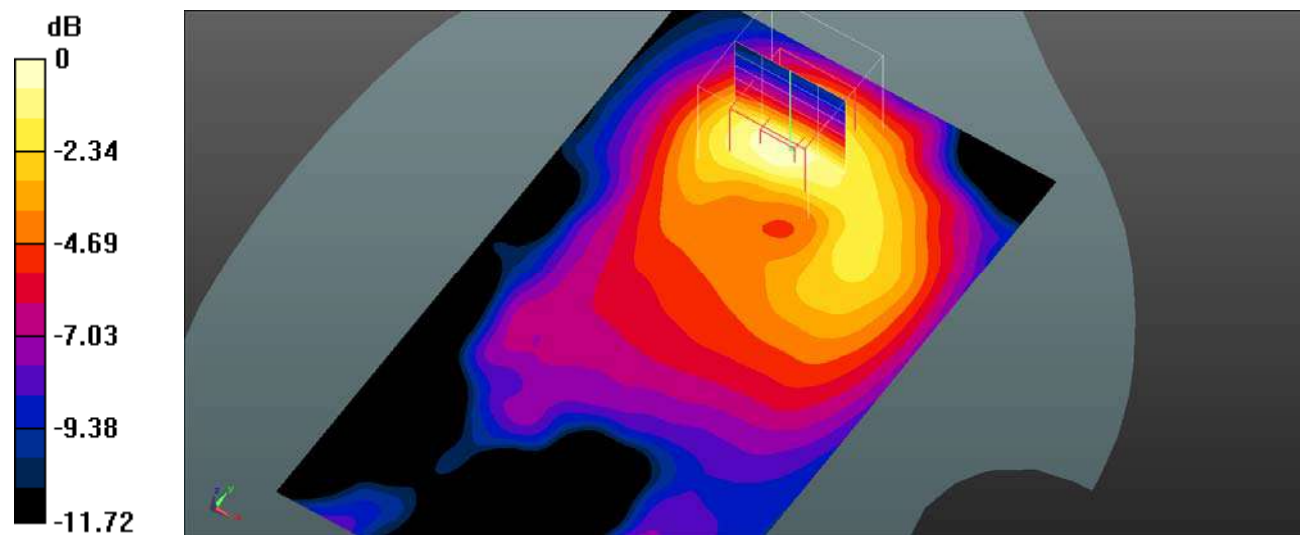
Communication System: UID 0, Generic FDD-LTE (0); Frequency: 1880 MHz; Duty Cycle: 1:1
Medium parameters used (interpolated): $f = 1880$ MHz; $\sigma = 1.41$ S/m; $\epsilon_r = 40.13$; $\rho = 1000$ kg/m³
Phantom section: Flat Section

DASY5 Configuration:

- Probe: EX3DV4- SN3619; ConvF(7.07, 7.07, 7.07); Calibrated: 2021/08/25
- Sensor-Surface: 4mm (Mechanical Surface Detection)
- Electronics: DAE4 Sn1211; Calibrated: 2022/03/01
- Phantom: Twin SAM; Type: QD000P40CD; Serial: TP:1744
- Measurement SW: DASY52, Version 52.10 (4); SEMCAD X Version 14.6.14 (7501)

Body Front/LTE Band 2 1RB Mid/Area Scan (71x121x1): Interpolated grid: $dx=1.500$ mm, $dy=1.500$ mm
Maximum value of SAR (interpolated) = 0.167 W/kg

Body Front/LTE Band 2 1RB Mid/Zoom Scan (5x5x7)/Cube 0: Measurement grid: $dx=8$ mm, $dy=8$ mm, $dz=5$ mm
Reference Value = 5.635 V/m; Power Drift = -0.04 dB
Peak SAR (extrapolated) = 0.279 W/kg
SAR(1 g) = 0.160 W/kg; SAR(10 g) = 0.092 W/kg
Maximum value of SAR (measured) = 0.179 W/kg



Plot 75#: LTE Band 2_50%RB_Body Front_Mid**DUT: Mobile Phone; Type: KH7; Serial: SZNS220224-05720E-SA-S1**

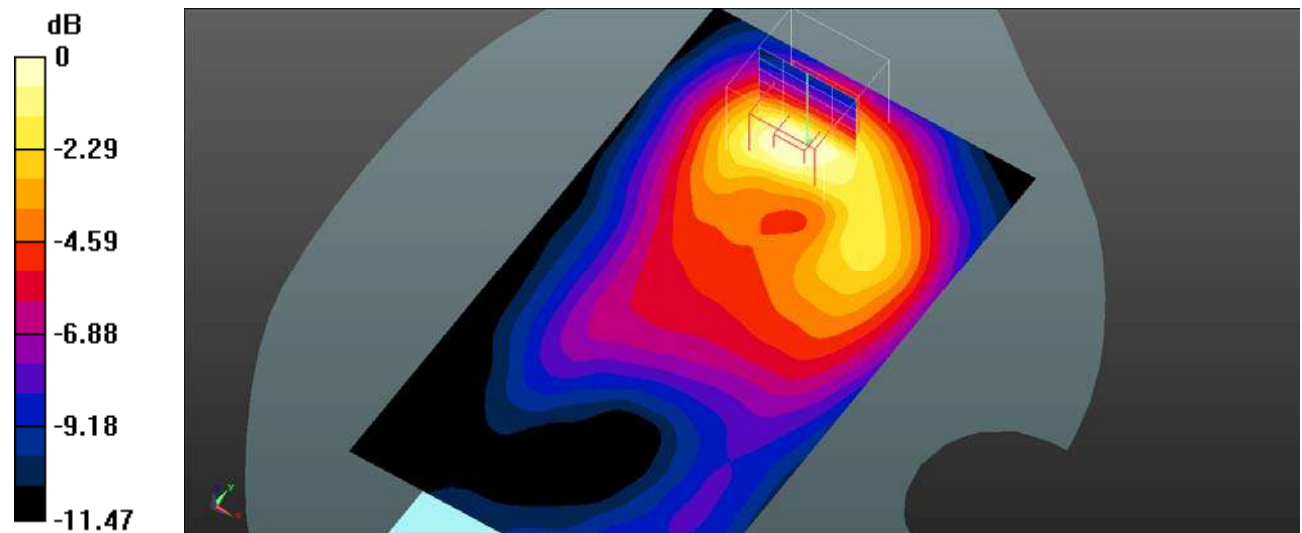
Communication System: UID 0, Generic FDD-LTE (0); Frequency: 1880 MHz; Duty Cycle: 1:1
Medium parameters used (interpolated): $f = 1880$ MHz; $\sigma = 1.41$ S/m; $\epsilon_r = 40.13$; $\rho = 1000$ kg/m³
Phantom section: Flat Section

DASY5 Configuration:

- Probe: EX3DV4- SN3619; ConvF(7.07, 7.07, 7.07); Calibrated: 2021/08/25
- Sensor-Surface: 4mm (Mechanical Surface Detection)
- Electronics: DAE4 Sn1211; Calibrated: 2022/03/01
- Phantom: Twin SAM; Type: QD000P40CD; Serial: TP:1744
- Measurement SW: DASY52, Version 52.10 (4); SEMCAD X Version 14.6.14 (7501)

Body Front/LTE Band 2 50%RB Mid/Area Scan (71x121x1): Interpolated grid: dx=1.500 mm, dy=1.500 mm
Maximum value of SAR (interpolated) = 0.145 W/kg

Body Front/LTE Band 2 50%RB Mid/Zoom Scan (5x5x7)/Cube 0: Measurement grid: dx=8mm, dy=8mm, dz=5mm
Reference Value = 5.008 V/m; Power Drift = 0.05 dB
Peak SAR (extrapolated) = 0.229 W/kg
SAR(1 g) = 0.134 W/kg; SAR(10 g) = 0.079 W/kg
Maximum value of SAR (measured) = 0.145 W/kg



0 dB = 0.145 W/kg = -8.39 dBW/kg

Plot 76#: LTE Band 2_1RB_Body Back_Mid**DUT: Mobile Phone; Type: KH7; Serial: SZNS220224-05720E-SA-S1**

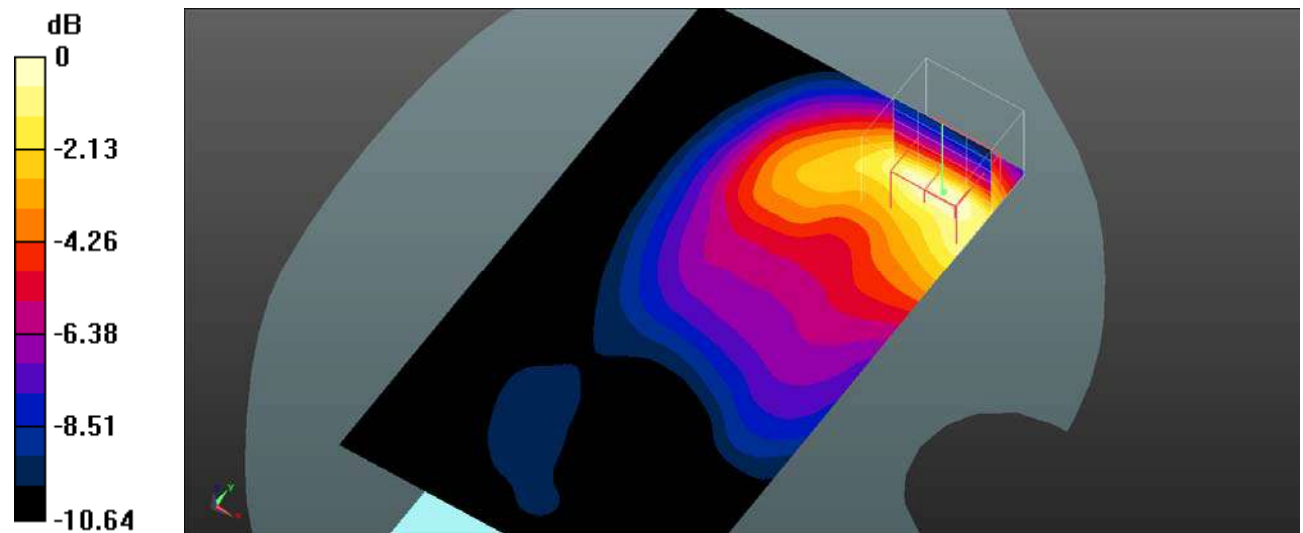
Communication System: UID 0, Generic FDD-LTE (0); Frequency: 1880 MHz; Duty Cycle: 1:1
Medium parameters used (interpolated): $f = 1880$ MHz; $\sigma = 1.41$ S/m; $\epsilon_r = 40.13$; $\rho = 1000$ kg/m³
Phantom section: Flat Section

DASY5 Configuration:

- Probe: EX3DV4- SN3619; ConvF(7.07, 7.07, 7.07); Calibrated: 2021/08/25
- Sensor-Surface: 4mm (Mechanical Surface Detection)
- Electronics: DAE4 Sn1211; Calibrated: 2022/03/01
- Phantom: Twin SAM; Type: QD000P40CD; Serial: TP:1744
- Measurement SW: DASY52, Version 52.10 (4); SEMCAD X Version 14.6.14 (7501)

Body Back/LTE Band 2 1RB Mid/Area Scan (71x121x1): Interpolated grid: $dx=1.500$ mm, $dy=1.500$ mm
Maximum value of SAR (interpolated) = 0.334 W/kg

Body Back/LTE Band 2 1RB Mid/Zoom Scan (5x5x7)/Cube 0: Measurement grid: $dx=8$ mm, $dy=8$ mm, $dz=5$ mm
Reference Value = 6.721 V/m; Power Drift = -0.05 dB
Peak SAR (extrapolated) = 0.464 W/kg
SAR(1 g) = 0.286 W/kg; SAR(10 g) = 0.172 W/kg
Maximum value of SAR (measured) = 0.313 W/kg



0 dB = 0.313 W/kg = -5.04 dBW/kg

Plot 77#: LTE Band 2_50%RB_Body Back_Mid**DUT: Mobile Phone; Type: KH7; Serial: SZNS220224-05720E-SA-S1**

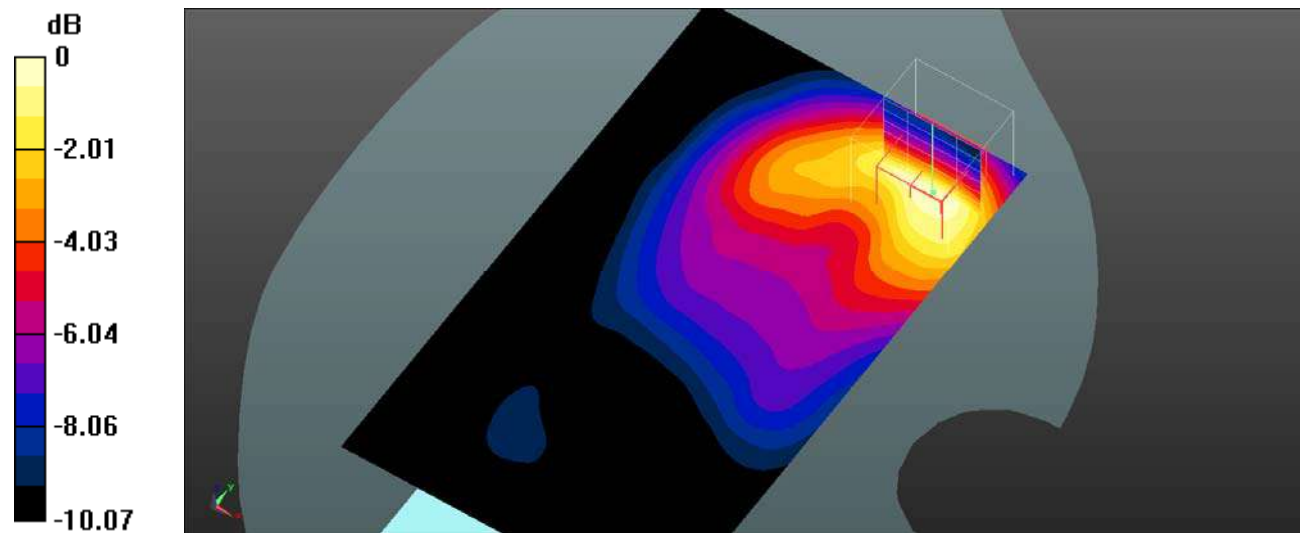
Communication System: UID 0, Generic FDD-LTE (0); Frequency: 1880 MHz; Duty Cycle: 1:1
Medium parameters used (interpolated): $f = 1880$ MHz; $\sigma = 1.41$ S/m; $\epsilon_r = 40.13$; $\rho = 1000$ kg/m³
Phantom section: Flat Section

DASY5 Configuration:

- Probe: EX3DV4- SN3619; ConvF(7.07, 7.07, 7.07); Calibrated: 2021/08/25
- Sensor-Surface: 4mm (Mechanical Surface Detection)
- Electronics: DAE4 Sn1211; Calibrated: 2022/03/01
- Phantom: Twin SAM; Type: QD000P40CD; Serial: TP:1744
- Measurement SW: DASY52, Version 52.10 (4); SEMCAD X Version 14.6.14 (7501)

Body Back/LTE Band 2 50%RB Mid/Area Scan (71x121x1): Interpolated grid: $dx=1.500$ mm, $dy=1.500$ mm
Maximum value of SAR (interpolated) = 0.284 W/kg

Body Back/LTE Band 2 50%RB Mid/Zoom Scan (5x5x7)/Cube 0: Measurement grid: $dx=8$ mm, $dy=8$ mm, $dz=5$ mm
Reference Value = 6.102 V/m; Power Drift = -0.04 dB
Peak SAR (extrapolated) = 0.398 W/kg
SAR(1 g) = 0.241 W/kg; SAR(10 g) = 0.145 W/kg
Maximum value of SAR (measured) = 0.267 W/kg



0 dB = 0.267 W/kg = -5.73 dBW/kg

Plot 78#: LTE Band 2_1RB_Body Left_Mid**DUT: Mobile Phone; Type: KH7; Serial: SZNS220224-05720E-SA-S1**

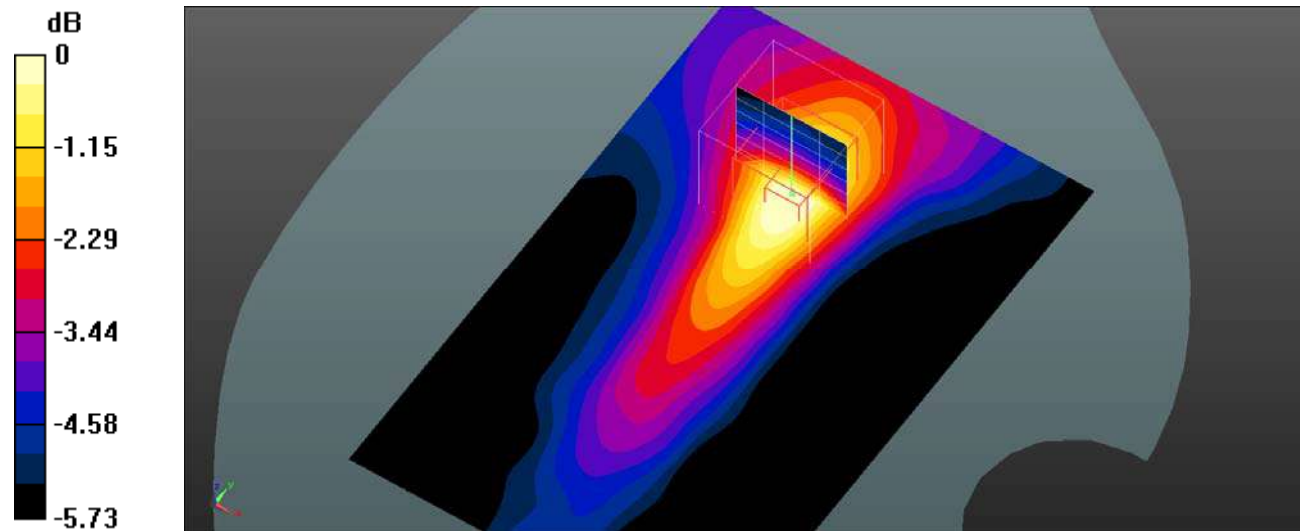
Communication System: UID 0, Generic FDD-LTE (0); Frequency: 1880 MHz; Duty Cycle: 1:1
Medium parameters used (interpolated): $f = 1880$ MHz; $\sigma = 1.41$ S/m; $\epsilon_r = 40.13$; $\rho = 1000$ kg/m³
Phantom section: Flat Section

DASY5 Configuration:

- Probe: EX3DV4- SN3619; ConvF(7.07, 7.07, 7.07); Calibrated: 2021/08/25
- Sensor-Surface: 4mm (Mechanical Surface Detection)
- Electronics: DAE4 Sn1211; Calibrated: 2022/03/01
- Phantom: Twin SAM; Type: QD000P40CD; Serial: TP:1744
- Measurement SW: DASY52, Version 52.10 (4); SEMCAD X Version 14.6.14 (7501)

Body Left/LTE Band 2 1RB Mid/Area Scan (71x111x1): Interpolated grid: dx=1.500 mm, dy=1.500 mm
Maximum value of SAR (interpolated) = 0.0797 W/kg

Body Left/LTE Band 2 1RB Mid/Zoom Scan (5x5x7)/Cube 0: Measurement grid: dx=8mm, dy=8mm, dz=5mm
Reference Value = 5.690 V/m; Power Drift = -0.02 dB
Peak SAR (extrapolated) = 0.112 W/kg
SAR(1 g) = 0.073 W/kg; SAR(10 g) = 0.050 W/kg
Maximum value of SAR (measured) = 0.0771 W/kg



0 dB = 0.0771 W/kg = -11.13 dBW/kg

Plot 79#: LTE Band 2_50%RB_Body Left_Mid**DUT: Mobile Phone; Type: KH7; Serial: SZNS220224-05720E-SA-S1**

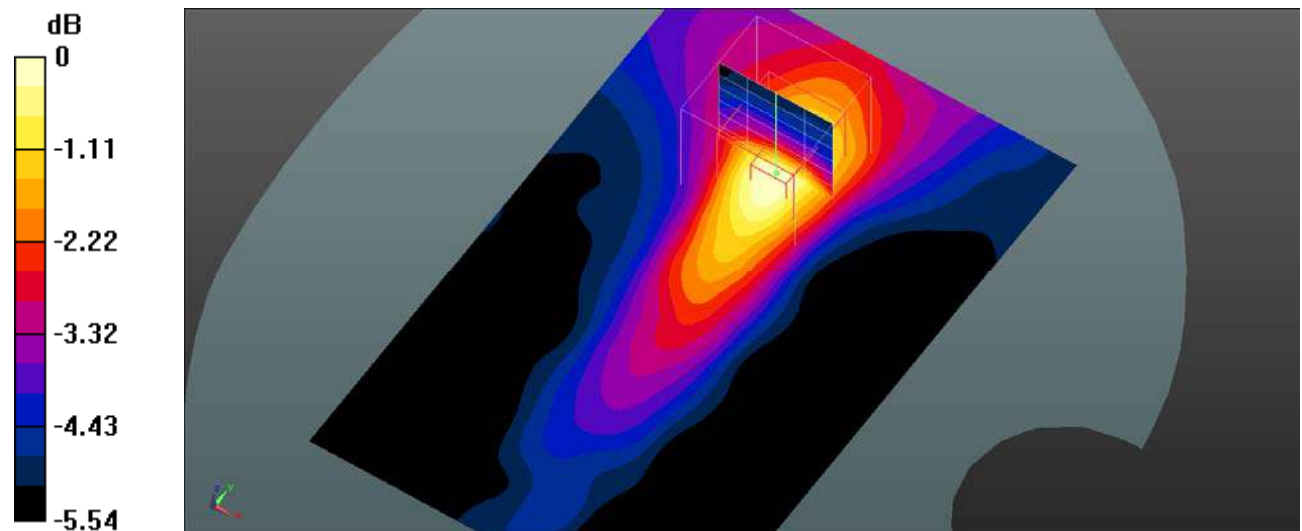
Communication System: UID 0, Generic FDD-LTE (0); Frequency: 1880 MHz; Duty Cycle: 1:1
Medium parameters used (interpolated): $f = 1880$ MHz; $\sigma = 1.41$ S/m; $\epsilon_r = 40.13$; $\rho = 1000$ kg/m³
Phantom section: Flat Section

DASY5 Configuration:

- Probe: EX3DV4- SN3619; ConvF(7.07, 7.07, 7.07); Calibrated: 2021/08/25
- Sensor-Surface: 4mm (Mechanical Surface Detection)
- Electronics: DAE4 Sn1211; Calibrated: 2022/03/01
- Phantom: Twin SAM; Type: QD000P40CD; Serial: TP:1744
- Measurement SW: DASY52, Version 52.10 (4); SEMCAD X Version 14.6.14 (7501)

Body Left/LTE Band 2 50%RB Mid/Area Scan (71x111x1): Interpolated grid: dx=1.500 mm, dy=1.500 mm
Maximum value of SAR (interpolated) = 0.0679 W/kg

Body Left/LTE Band 2 50%RB Mid/Zoom Scan (5x5x7)/Cube 0: Measurement grid: dx=8mm, dy=8mm, dz=5mm
Reference Value = 5.309 V/m; Power Drift = -0.01 dB
Peak SAR (extrapolated) = 0.0960 W/kg
SAR(1 g) = 0.063 W/kg; SAR(10 g) = 0.044 W/kg
Maximum value of SAR (measured) = 0.0680 W/kg



0 dB = 0.0680 W/kg = -11.67 dBW/kg

Plot 80#: LTE Band 2_1RB_Body Top_Mid**DUT: Mobile Phone; Type: KH7; Serial: SZNS220224-05720E-SA-S1**

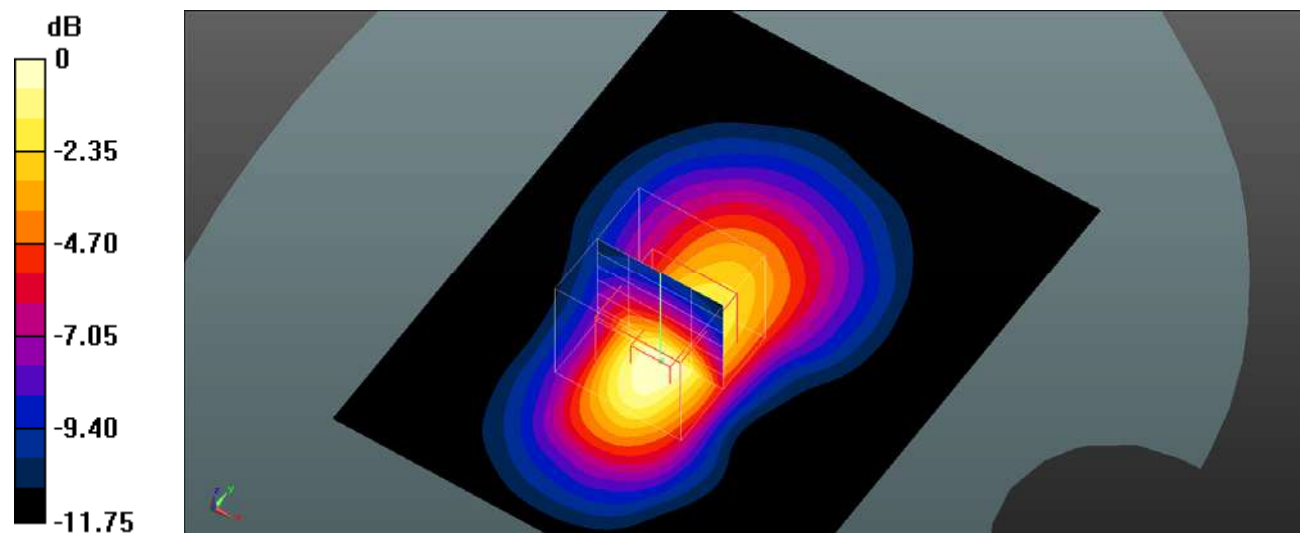
Communication System: UID 0, Generic FDD-LTE (0); Frequency: 1880 MHz; Duty Cycle: 1:1
Medium parameters used (interpolated): $f = 1880$ MHz; $\sigma = 1.41$ S/m; $\epsilon_r = 40.13$; $\rho = 1000$ kg/m³
Phantom section: Flat Section

DASY5 Configuration:

- Probe: EX3DV4- SN3619; ConvF(7.07, 7.07, 7.07); Calibrated: 2021/08/25
- Sensor-Surface: 4mm (Mechanical Surface Detection)
- Electronics: DAE4 Sn1211; Calibrated: 2022/03/01
- Phantom: Twin SAM; Type: QD000P40CD; Serial: TP:1744
- Measurement SW: DASY52, Version 52.10 (4); SEMCAD X Version 14.6.14 (7501)

Body Top/LTE Band 2 1RB Mid/Area Scan (71x91x1): Interpolated grid: $dx=1.500$ mm, $dy=1.500$ mm
Maximum value of SAR (interpolated) = 0.422 W/kg

Body Top/LTE Band 2 1RB Mid/Zoom Scan (5x5x7)/Cube 0: Measurement grid: $dx=8$ mm, $dy=8$ mm, $dz=5$ mm
Reference Value = 14.34 V/m; Power Drift = 0.06 dB
Peak SAR (extrapolated) = 0.616 W/kg
SAR(1 g) = 0.359 W/kg; SAR(10 g) = 0.199 W/kg
Maximum value of SAR (measured) = 0.402 W/kg



0 dB = 0.402 W/kg = -3.96 dBW/kg

Plot 81#: LTE Band 2_50%RB_Body Top_Mid**DUT: Mobile Phone; Type: KH7; Serial: SZNS220224-05720E-SA-S1**

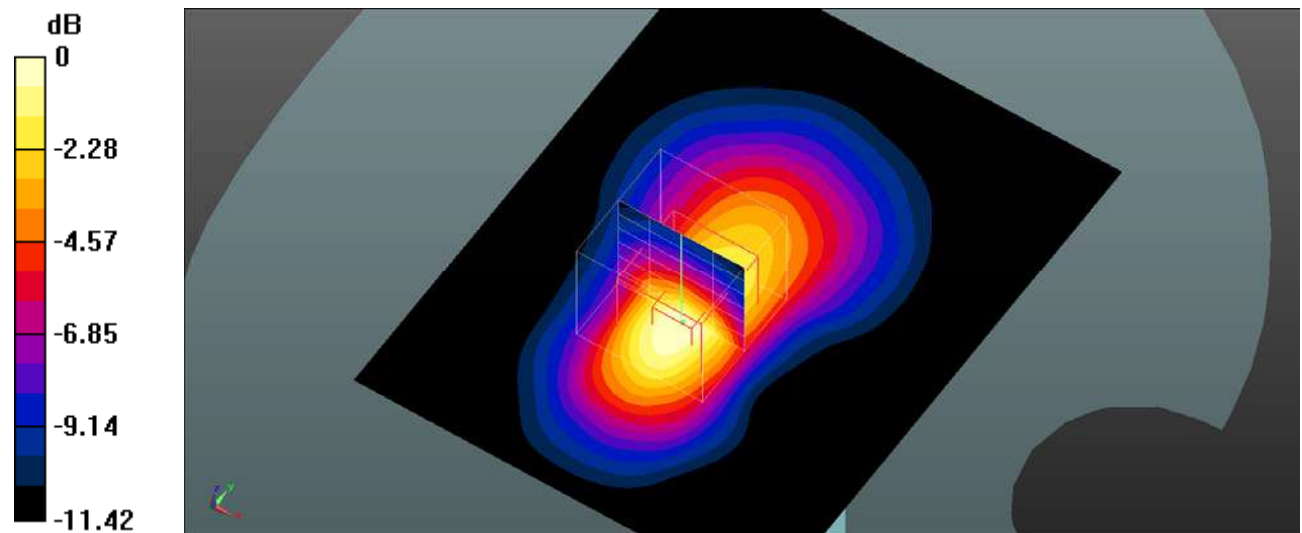
Communication System: UID 0, Generic FDD-LTE (0); Frequency: 1880 MHz; Duty Cycle: 1:1
Medium parameters used (interpolated): $f = 1880$ MHz; $\sigma = 1.41$ S/m; $\epsilon_r = 40.13$; $\rho = 1000$ kg/m³
Phantom section: Flat Section

DASY5 Configuration:

- Probe: EX3DV4- SN3619; ConvF(7.07, 7.07, 7.07); Calibrated: 2021/08/25
- Sensor-Surface: 4mm (Mechanical Surface Detection)
- Electronics: DAE4 Sn1211; Calibrated: 2022/03/01
- Phantom: Twin SAM; Type: QD000P40CD; Serial: TP:1744
- Measurement SW: DASY52, Version 52.10 (4); SEMCAD X Version 14.6.14 (7501)

Body Top/LTE Band 2 50%RB Mid/Area Scan (71x91x1): Interpolated grid: dx=1.500 mm, dy=1.500 mm
Maximum value of SAR (interpolated) = 0.359 W/kg

Body Top/LTE Band 2 50%RB Mid/Zoom Scan (5x5x7)/Cube 0: Measurement grid: dx=8mm, dy=8mm, dz=5mm
Reference Value = 13.34 V/m; Power Drift = -0.05 dB
Peak SAR (extrapolated) = 0.530 W/kg
SAR(1 g) = 0.309 W/kg; SAR(10 g) = 0.171 W/kg
Maximum value of SAR (measured) = 0.344 W/kg



Plot 82#: LTE Band 5_1RB_Head Left Cheek_Mid**DUT: Mobile Phone; Type: KH7; Serial: SZNS220224-05720E-SA-S1**

Communication System: UID 0, Generic FDD-LTE (0); Frequency: 836.5 MHz; Duty Cycle: 1:1

Medium parameters used (interpolated): $f = 836.5$ MHz; $\sigma = 0.918$ S/m; $\epsilon_r = 41.277$; $\rho = 1000$ kg/m³

Phantom section: Left Section

DASY5 Configuration:

- Probe: EX3DV4- SN3619; ConvF(8.5, 8.5, 8.5); Calibrated: 2021/08/25
- Sensor-Surface: 4mm (Mechanical Surface Detection)
- Electronics: DAE4 Sn1211; Calibrated: 2022/03/01
- Phantom: Twin SAM; Type: QD000P40CD; Serial: TP:1744
- Measurement SW: DASY52, Version 52.10 (4); SEMCAD X Version 14.6.14 (7501)

Head Left Cheek/LTE Band 5 1RB Mid/Area Scan (71x91x1): Interpolated grid: dx=1.500 mm, dy=1.500 mm

Maximum value of SAR (interpolated) = 0.686 W/kg

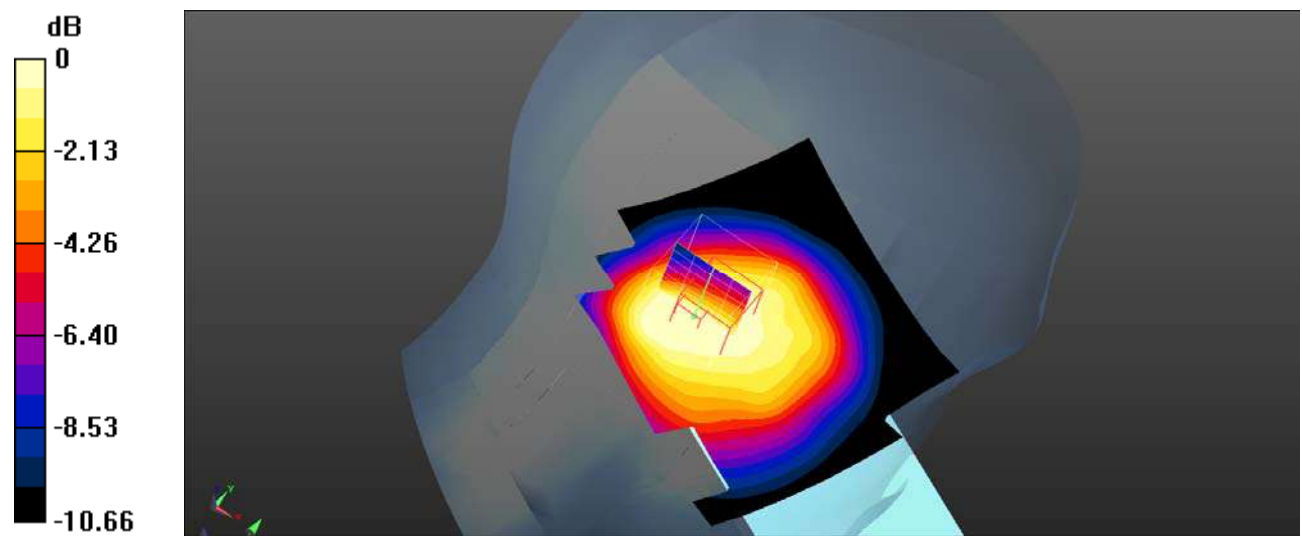
Head Left Cheek/LTE Band 5 1RB Mid/Zoom Scan (5x5x7)/Cube 0: Measurement grid: dx=8mm, dy=8mm, dz=5mm

Reference Value = 25.24 V/m; Power Drift = -0.06 dB

Peak SAR (extrapolated) = 0.860 W/kg

SAR(1 g) = 0.539 W/kg; SAR(10 g) = 0.380 W/kg

Maximum value of SAR (measured) = 0.567 W/kg



0 dB = 0.567 W/kg = -2.46 dBW/kg

Plot 83#: LTE Band 5_50%RB_Head Left Cheek_Mid**DUT: Mobile Phone; Type: KH7; Serial: SZNS220224-05720E-SA-S1**

Communication System: UID 0, Generic FDD-LTE (0); Frequency: 836.5 MHz; Duty Cycle: 1:1

Medium parameters used (interpolated): $f = 836.5$ MHz; $\sigma = 0.918$ S/m; $\epsilon_r = 41.277$; $\rho = 1000$ kg/m³

Phantom section: Left Section

DASY5 Configuration:

- Probe: EX3DV4- SN3619; ConvF(8.5, 8.5, 8.5); Calibrated: 2021/08/25
- Sensor-Surface: 4mm (Mechanical Surface Detection)
- Electronics: DAE4 Sn1211; Calibrated: 2022/03/01
- Phantom: Twin SAM; Type: QD000P40CD; Serial: TP:1744
- Measurement SW: DASY52, Version 52.10 (4); SEMCAD X Version 14.6.14 (7501)

Head Left Cheek/LTE Band 5 50%RB Mid/Area Scan (71x91x1): Interpolated grid: dx=1.500 mm, dy=1.500 mm

Maximum value of SAR (interpolated) = 0.541 W/kg


Head Left Cheek/LTE Band 5 50%RB Mid/Zoom Scan (5x5x7)/Cube 0: Measurement grid: dx=8mm, dy=8mm, dz=5mm

Reference Value = 22.05 V/m; Power Drift = -0.01 dB

Peak SAR (extrapolated) = 0.680 W/kg

SAR(1 g) = 0.424 W/kg; SAR(10 g) = 0.295 W/kg

Maximum value of SAR (measured) = 0.445 W/kg



0 dB = 0.445 W/kg = -3.52 dBW/kg

Plot 84#: LTE Band 5_1RB_Head Left Tilt_Mid**DUT: Mobile Phone; Type: KH7; Serial: SZNS220224-05720E-SA-S1**

Communication System: UID 0, Generic FDD-LTE (0); Frequency: 836.5 MHz; Duty Cycle: 1:1

Medium parameters used (interpolated): $f = 836.5$ MHz; $\sigma = 0.918$ S/m; $\epsilon_r = 41.277$; $\rho = 1000$ kg/m³

Phantom section: Left Section

DASY5 Configuration:

- Probe: EX3DV4- SN3619; ConvF(8.5, 8.5, 8.5); Calibrated: 2021/08/25
- Sensor-Surface: 4mm (Mechanical Surface Detection)
- Electronics: DAE4 Sn1211; Calibrated: 2022/03/01
- Phantom: Twin SAM; Type: QD000P40CD; Serial: TP:1744
- Measurement SW: DASY52, Version 52.10 (4); SEMCAD X Version 14.6.14 (7501)

Head Left Tilt/LTE Band 5 1RB Mid/Area Scan (71x91x1): Interpolated grid: dx=1.500 mm, dy=1.500 mm

Maximum value of SAR (interpolated) = 0.581 W/kg


Head Left Tilt/LTE Band 5 1RB Mid/Zoom Scan (5x5x7)/Cube 0: Measurement grid: dx=8mm, dy=8mm, dz=5mm

Reference Value = 22.68 V/m; Power Drift = -0.08 dB

Peak SAR (extrapolated) = 0.883 W/kg

SAR(1 g) = 0.494 W/kg; SAR(10 g) = 0.310 W/kg

Maximum value of SAR (measured) = 0.525 W/kg



0 dB = 0.525 W/kg = -2.80 dBW/kg

Plot 85#: LTE Band 5_50%RB_Head Left Tilt_Mid**DUT: Mobile Phone; Type: KH7; Serial: SZNS220224-05720E-SA-S1**

Communication System: UID 0, Generic FDD-LTE (0); Frequency: 836.5 MHz; Duty Cycle: 1:1

Medium parameters used (interpolated): $f = 836.5$ MHz; $\sigma = 0.918$ S/m; $\epsilon_r = 41.277$; $\rho = 1000$ kg/m³

Phantom section: Left Section

DASY5 Configuration:

- Probe: EX3DV4- SN3619; ConvF(8.5, 8.5, 8.5); Calibrated: 2021/08/25
- Sensor-Surface: 4mm (Mechanical Surface Detection)
- Electronics: DAE4 Sn1211; Calibrated: 2022/03/01
- Phantom: Twin SAM; Type: QD000P40CD; Serial: TP:1744
- Measurement SW: DASY52, Version 52.10 (4); SEMCAD X Version 14.6.14 (7501)

Head Left Tilt/LTE Band 5 50%RB Mid/Area Scan (71x91x1): Interpolated grid: dx=1.500 mm, dy=1.500 mm

Maximum value of SAR (interpolated) = 0.479 W/kg

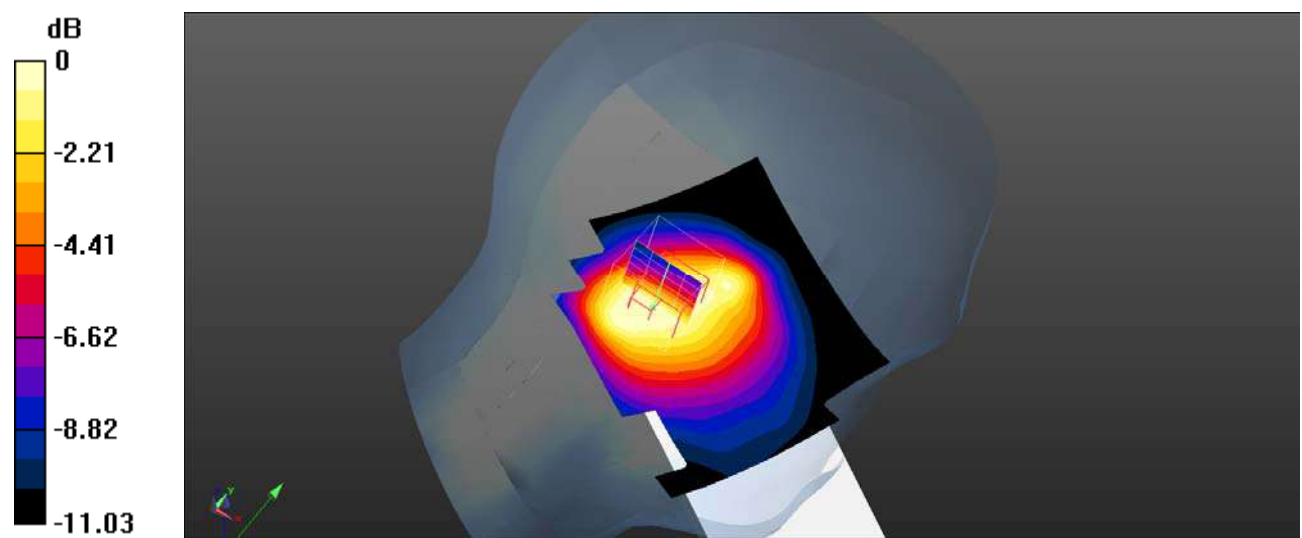
Head Left Tilt/LTE Band 5 50%RB Mid/Zoom Scan (5x5x7)/Cube 0: Measurement grid: dx=8mm, dy=8mm, dz=5mm

Reference Value = 20.83 V/m; Power Drift = -0.17 dB

Peak SAR (extrapolated) = 0.736 W/kg

SAR(1 g) = 0.408 W/kg; SAR(10 g) = 0.258 W/kg

Maximum value of SAR (measured) = 0.428 W/kg



0 dB = 0.428 W/kg = -3.69 dBW/kg

Plot 86#: LTE Band 5_1RB_Head Right Cheek_Low**DUT: Mobile Phone; Type: KH7; Serial: SZNS220224-05720E-SA-S1**

Communication System: UID 0, Generic FDD-LTE (0); Frequency: 829 MHz; Duty Cycle: 1:1

Medium parameters used (interpolated): $f = 829$ MHz; $\sigma = 0.914$ S/m; $\epsilon_r = 41.977$; $\rho = 1000$ kg/m³

Phantom section: Right Section

DASY5 Configuration:

- Probe: EX3DV4- SN3619; ConvF(8.5, 8.5, 8.5); Calibrated: 2021/08/25
- Sensor-Surface: 4mm (Mechanical Surface Detection)
- Electronics: DAE4 Sn1211; Calibrated: 2022/03/01
- Phantom: Twin SAM; Type: QD000P40CD; Serial: TP:1744
- Measurement SW: DASY52, Version 52.10 (4); SEMCAD X Version 14.6.14 (7501)

Head Right Cheek/LTE Band 5 1RB Low/Area Scan (71x91x1): Interpolated grid: dx=1.500 mm, dy=1.500 mm

Maximum value of SAR (interpolated) = 1.40 W/kg

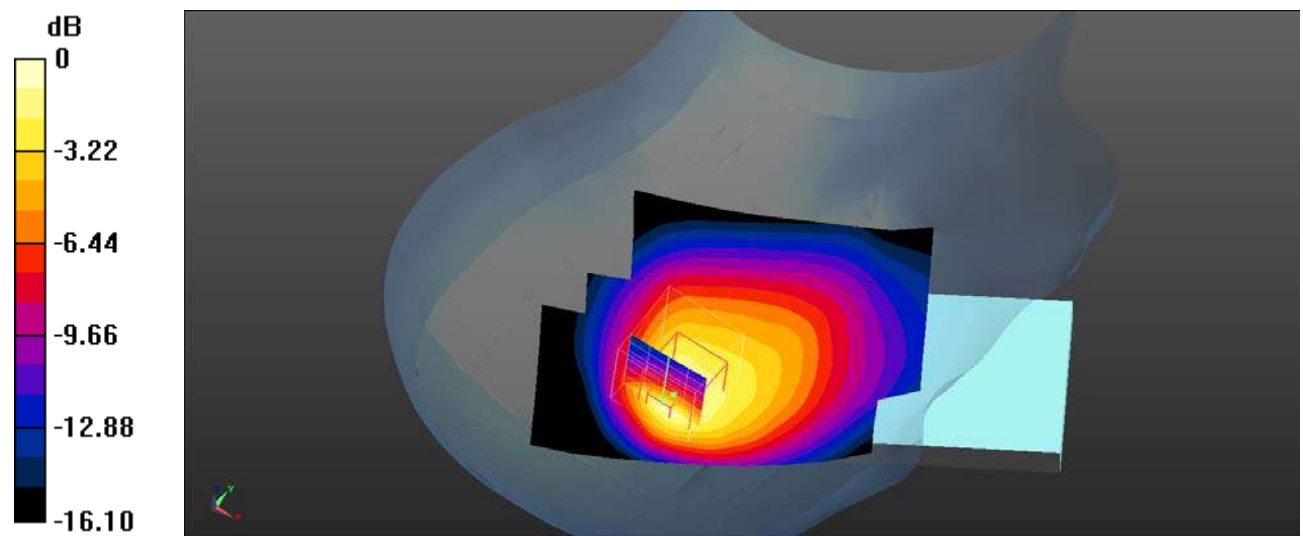
Head Right Cheek/LTE Band 5 1RB Low/Zoom Scan (5x5x7)/Cube 0: Measurement grid: dx=8mm, dy=8mm, dz=5mm

Reference Value = 23.86 V/m; Power Drift = -0.11 dB

Peak SAR (extrapolated) = 2.45 W/kg

SAR(1 g) = 1.01 W/kg; SAR(10 g) = 0.537 W/kg

Maximum value of SAR (measured) = 1.15 W/kg



0 dB = 1.15 W/kg = 0.61 dBW/kg

Plot 87#: LTE Band 5_1RB_Head Right Cheek_Mid**DUT: Mobile Phone; Type: KH7; Serial: SZNS220224-05720E-SA-S1**

Communication System: UID 0, Generic FDD-LTE (0); Frequency: 836.5 MHz; Duty Cycle: 1:1

Medium parameters used (interpolated): $f = 836.5$ MHz; $\sigma = 0.918$ S/m; $\epsilon_r = 41.277$; $\rho = 1000$ kg/m³

Phantom section: Right Section

DASY5 Configuration:

- Probe: EX3DV4- SN3619; ConvF(8.5, 8.5, 8.5); Calibrated: 2021/08/25
- Sensor-Surface: 4mm (Mechanical Surface Detection)
- Electronics: DAE4 Sn1211; Calibrated: 2022/03/01
- Phantom: Twin SAM; Type: QD000P40CD; Serial: TP:1744
- Measurement SW: DASY52, Version 52.10 (4); SEMCAD X Version 14.6.14 (7501)

Head Right Cheek/LTE Band 5 1RB Mid/Area Scan (71x91x1): Interpolated grid: dx=1.500 mm, dy=1.500 mm

Maximum value of SAR (interpolated) = 1.44 W/kg

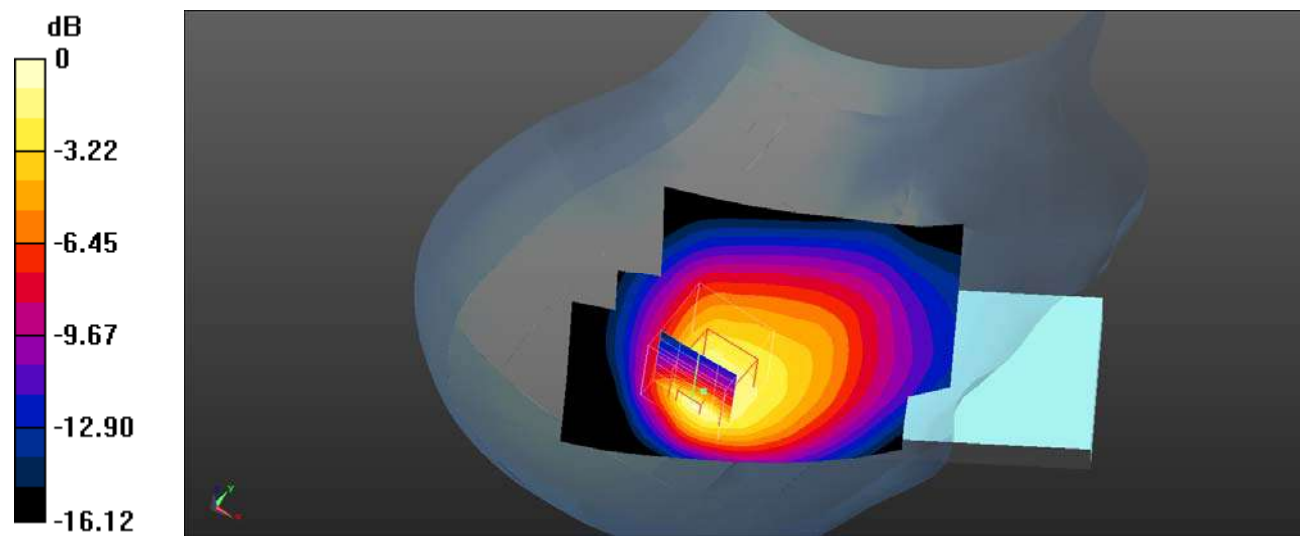
Head Right Cheek/LTE Band 5 1RB Mid/Zoom Scan (5x5x7)/Cube 0: Measurement grid: dx=8mm, dy=8mm, dz=5mm

Reference Value = 24.57 V/m; Power Drift = -0.07 dB

Peak SAR (extrapolated) = 2.52 W/kg

SAR(1 g) = 1.04 W/kg; SAR(10 g) = 0.555 W/kg

Maximum value of SAR (measured) = 1.19 W/kg



0 dB = 1.19 W/kg = 0.76 dBW/kg

Plot 88#: LTE Band 5_1RB_Head Right Check_High**DUT: Mobile Phone; Type: KH7; Serial: SZNS220224-05720E-SA-S1**

Communication System: UID 0, Generic FDD-LTE (0); Frequency: 844 MHz; Duty Cycle: 1:1

Medium parameters used (interpolated): $f = 844$ MHz; $\sigma = 0.932$ S/m; $\epsilon_r = 41.245$; $\rho = 1000$ kg/m³

Phantom section: Right Section

DASY5 Configuration:

- Probe: EX3DV4- SN3619; ConvF(8.5, 8.5, 8.5); Calibrated: 2021/08/25
- Sensor-Surface: 4mm (Mechanical Surface Detection)
- Electronics: DAE4 Sn1211; Calibrated: 2022/03/01
- Phantom: Twin SAM; Type: QD000P40CD; Serial: TP:1744
- Measurement SW: DASY52, Version 52.10 (4); SEMCAD X Version 14.6.14 (7501)

Head Right Check/LTE Band 5 1RB High/Area Scan (71x91x1): Interpolated grid: dx=1.500 mm, dy=1.500 mm

Maximum value of SAR (interpolated) = 1.37 W/kg

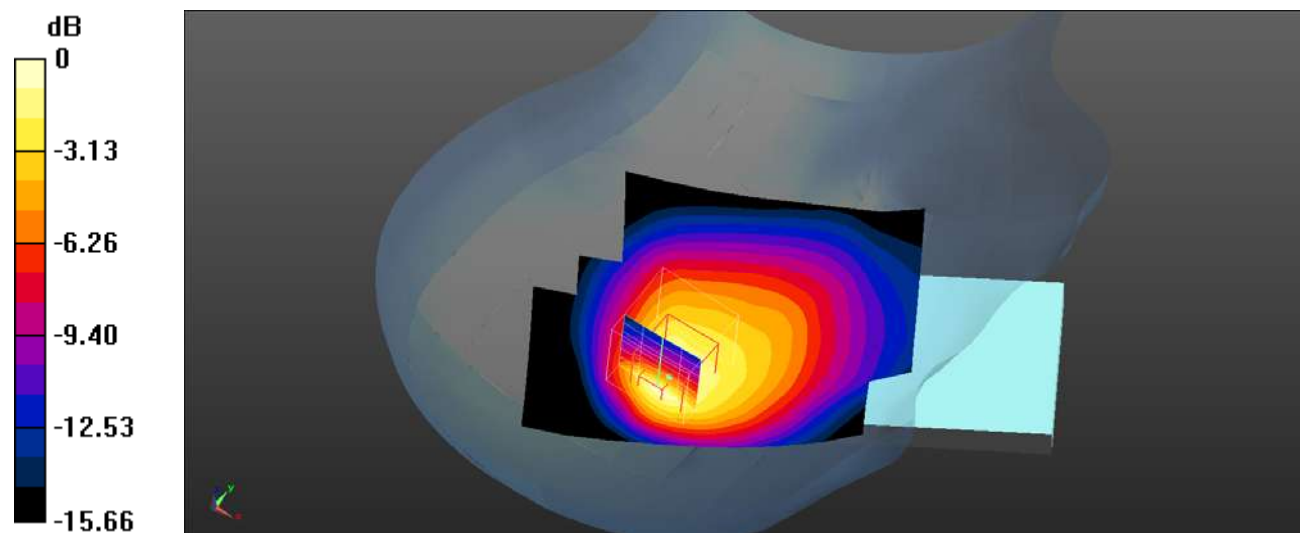
Head Right Check/LTE Band 5 1RB High/Zoom Scan (5x5x7)/Cube 0: Measurement grid: dx=8mm, dy=8mm, dz=5mm

Reference Value = 23.49 V/m; Power Drift = -0.02 dB

Peak SAR (extrapolated) = 2.34 W/kg

SAR(1 g) = 0.993 W/kg; SAR(10 g) = 0.531 W/kg

Maximum value of SAR (measured) = 1.12 W/kg



0 dB = 1.12 W/kg = 0.49 dBW/kg

Plot 89#: LTE Band 5_50%RB_Head Right Cheek_Low**DUT: Mobile Phone; Type: KH7; Serial: SZNS220224-05720E-SA-S1**

Communication System: UID 0, Generic FDD-LTE (0); Frequency: 829 MHz; Duty Cycle: 1:1

Medium parameters used (interpolated): $f = 829$ MHz; $\sigma = 0.914$ S/m; $\epsilon_r = 41.977$; $\rho = 1000$ kg/m³

Phantom section: Right Section

DASY5 Configuration:

- Probe: EX3DV4- SN3619; ConvF(8.5, 8.5, 8.5); Calibrated: 2021/08/25
- Sensor-Surface: 4mm (Mechanical Surface Detection)
- Electronics: DAE4 Sn1211; Calibrated: 2022/03/01
- Phantom: Twin SAM; Type: QD000P40CD; Serial: TP:1744
- Measurement SW: DASY52, Version 52.10 (4); SEMCAD X Version 14.6.14 (7501)

Head Right Cheek/LTE Band 5 50%RB Low/Area Scan (71x91x1): Interpolated grid: dx=1.500 mm, dy=1.500 mm

Maximum value of SAR (interpolated) = 1.10 W/kg

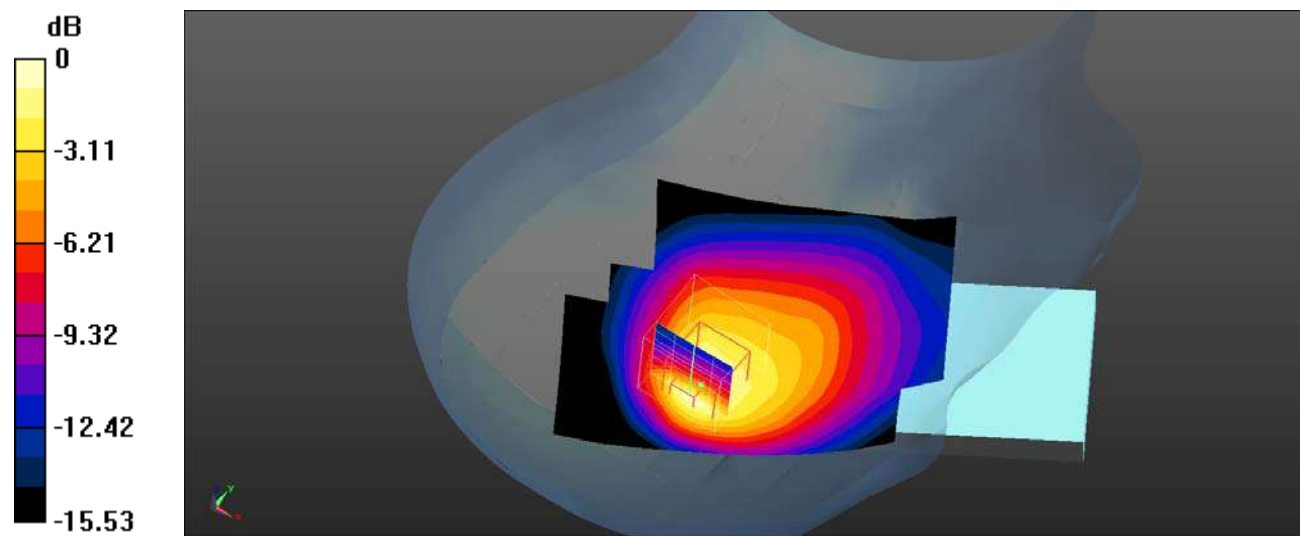
Head Right Cheek/LTE Band 5 50%RB Low/Zoom Scan (5x5x7)/Cube 0: Measurement grid: dx=8mm, dy=8mm, dz=5mm

Reference Value = 21.00 V/m; Power Drift = -0.02 dB

Peak SAR (extrapolated) = 1.86 W/kg

SAR(1 g) = 0.790 W/kg; SAR(10 g) = 0.422 W/kg

Maximum value of SAR (measured) = 0.889 W/kg



0 dB = 0.889 W/kg = -0.51 dBW/kg

Plot 90#: LTE Band 5_50%RB_Head Right Cheek_Mid**DUT: Mobile Phone; Type: KH7; Serial: SZNS220224-05720E-SA-S1**

Communication System: UID 0, Generic FDD-LTE (0); Frequency: 836.5 MHz; Duty Cycle: 1:1

Medium parameters used (interpolated): $f = 836.5$ MHz; $\sigma = 0.918$ S/m; $\epsilon_r = 41.277$; $\rho = 1000$ kg/m³

Phantom section: Right Section

DASY5 Configuration:

- Probe: EX3DV4- SN3619; ConvF(8.5, 8.5, 8.5); Calibrated: 2021/08/25
- Sensor-Surface: 4mm (Mechanical Surface Detection)
- Electronics: DAE4 Sn1211; Calibrated: 2022/03/01
- Phantom: Twin SAM; Type: QD000P40CD; Serial: TP:1744
- Measurement SW: DASY52, Version 52.10 (4); SEMCAD X Version 14.6.14 (7501)

Head Right Cheek/LTE Band 5 50%RB Mid/Area Scan (71x91x1): Interpolated grid: dx=1.500 mm, dy=1.500 mm

Maximum value of SAR (interpolated) = 1.12 W/kg

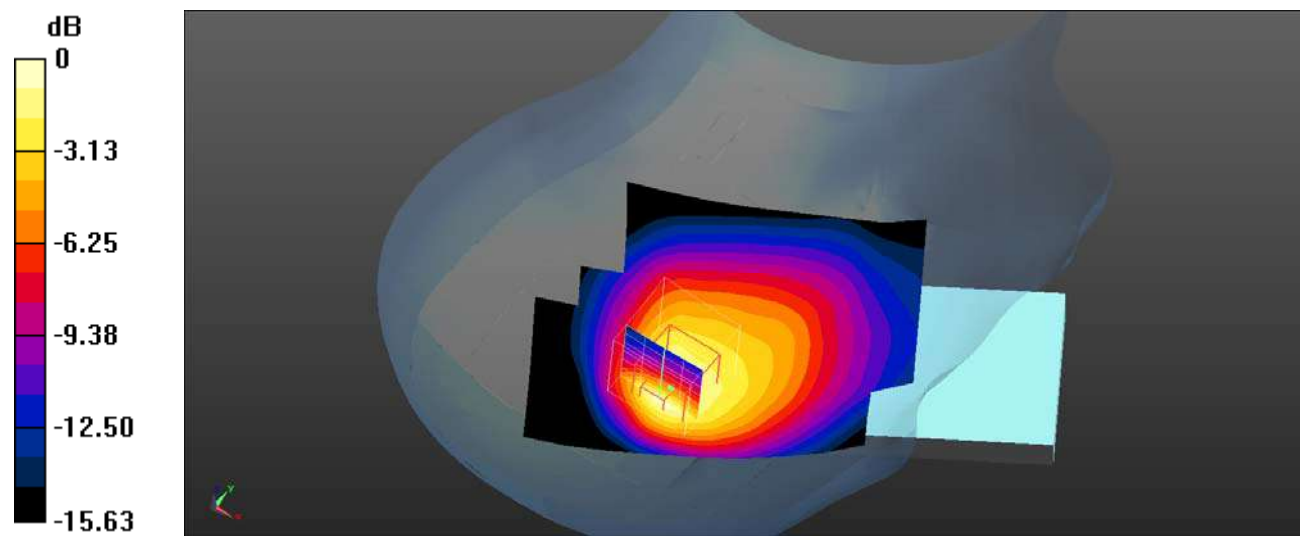
Head Right Cheek/LTE Band 5 50%RB Mid/Zoom Scan (5x5x7)/Cube 0: Measurement grid: dx=8mm, dy=8mm, dz=5mm

Reference Value = 21.15 V/m; Power Drift = -0.01 dB

Peak SAR (extrapolated) = 1.88 W/kg

SAR(1 g) = 0.804 W/kg; SAR(10 g) = 0.431 W/kg

Maximum value of SAR (measured) = 0.900 W/kg



0 dB = 0.900 W/kg = -0.46 dBW/kg

Plot 91#: LTE Band 5_50%RB_Head Right Cheek_High**DUT: Mobile Phone; Type: KH7; Serial: SZNS220224-05720E-SA-S1**

Communication System: UID 0, Generic FDD-LTE (0); Frequency: 844 MHz; Duty Cycle: 1:1

Medium parameters used (interpolated): $f = 844$ MHz; $\sigma = 0.932$ S/m; $\epsilon_r = 41.245$; $\rho = 1000$ kg/m³

Phantom section: Right Section

DASY5 Configuration:

- Probe: EX3DV4- SN3619; ConvF(8.5, 8.5, 8.5); Calibrated: 2021/08/25
- Sensor-Surface: 4mm (Mechanical Surface Detection)
- Electronics: DAE4 Sn1211; Calibrated: 2022/03/01
- Phantom: Twin SAM; Type: QD000P40CD; Serial: TP:1744
- Measurement SW: DASY52, Version 52.10 (4); SEMCAD X Version 14.6.14 (7501)

Head Right Cheek/LTE Band 5 50%RB High/Area Scan (71x91x1): Interpolated grid: dx=1.500 mm, dy=1.500 mm

Maximum value of SAR (interpolated) = 1.11 W/kg

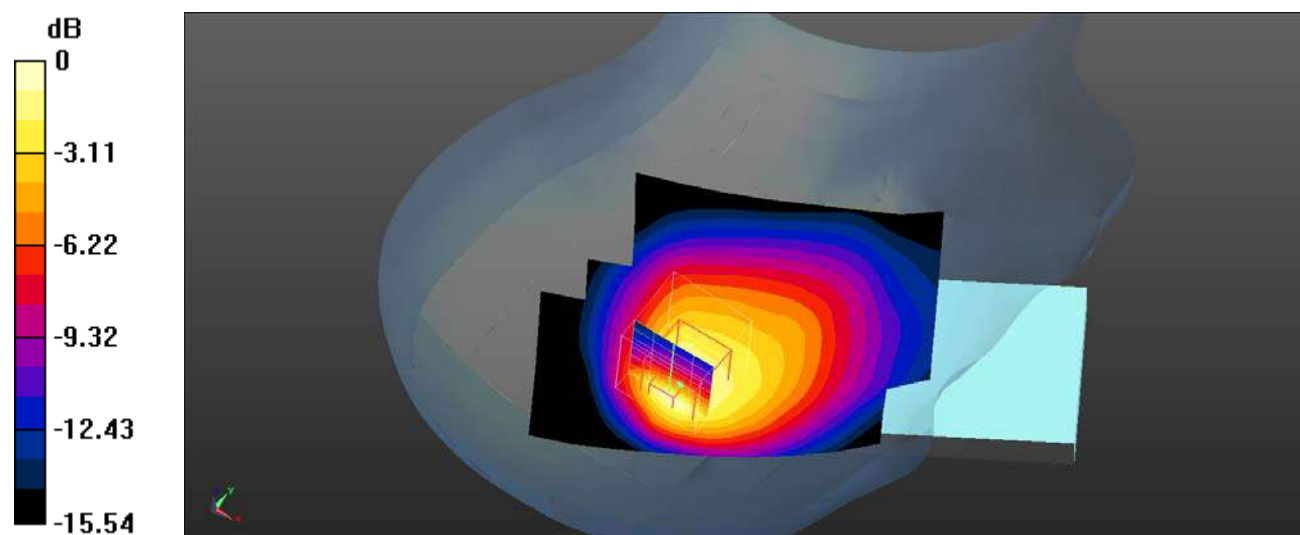
Head Right Cheek/LTE Band 5 50%RB High/Zoom Scan (5x5x7)/Cube 0: Measurement grid: dx=8mm, dy=8mm, dz=5mm

Reference Value = 21.00 V/m; Power Drift = 0.02 dB

Peak SAR (extrapolated) = 1.89 W/kg

SAR(1 g) = 0.801 W/kg; SAR(10 g) = 0.428 W/kg

Maximum value of SAR (measured) = 0.899 W/kg



0 dB = 0.899 W/kg = -0.46 dBW/kg

Plot 92#: LTE Band 5_100%RB_Head Right Cheek_Mid**DUT: Mobile Phone; Type: KH7; Serial: SZNS220224-05720E-SA-S1**

Communication System: UID 0, Generic FDD-LTE (0); Frequency: 836.5 MHz; Duty Cycle: 1:1

Medium parameters used (interpolated): $f = 836.5$ MHz; $\sigma = 0.918$ S/m; $\epsilon_r = 41.277$; $\rho = 1000$ kg/m³

Phantom section: Right Section

DASY5 Configuration:

- Probe: EX3DV4- SN3619; ConvF(8.5, 8.5, 8.5); Calibrated: 2021/08/25
- Sensor-Surface: 4mm (Mechanical Surface Detection)
- Electronics: DAE4 Sn1211; Calibrated: 2022/03/01
- Phantom: Twin SAM; Type: QD000P40CD; Serial: TP:1744
- Measurement SW: DASY52, Version 52.10 (4); SEMCAD X Version 14.6.14 (7501)

Head Right Cheek/LTE Band 5 100%RB Mid/Area Scan (71x91x1): Interpolated grid: dx=1.500 mm, dy=1.500 mm

Maximum value of SAR (interpolated) = 1.09 W/kg

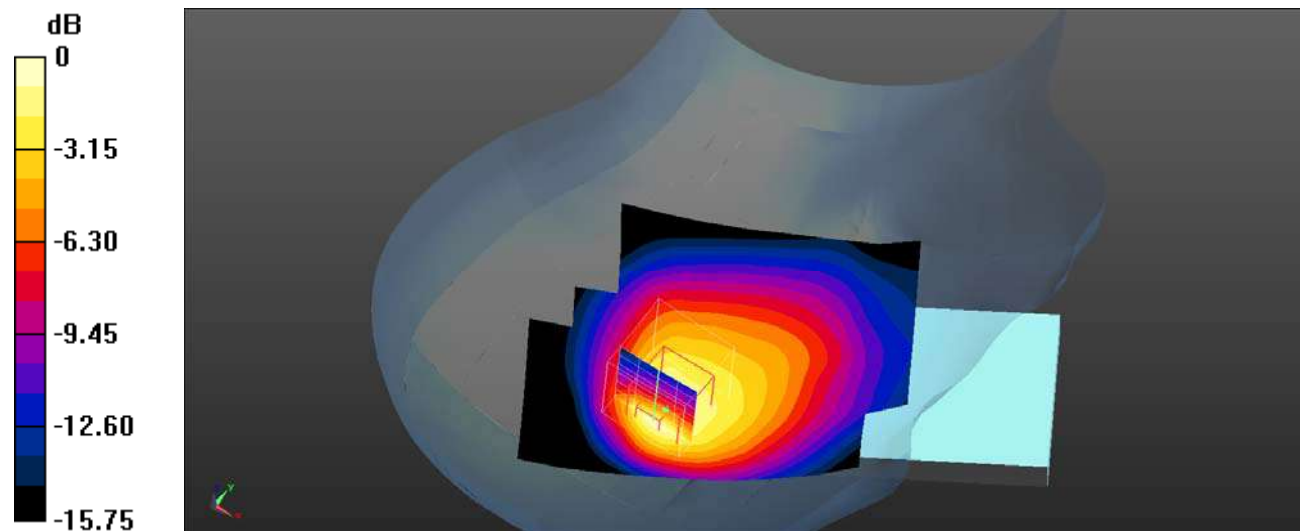
Head Right Cheek/LTE Band 5 100%RB Mid/Zoom Scan (5x5x7)/Cube 0: Measurement grid: dx=8mm, dy=8mm, dz=5mm

Reference Value = 20.84 V/m; Power Drift = 0.04 dB

Peak SAR (extrapolated) = 1.84 W/kg

SAR(1 g) = 0.786 W/kg; SAR(10 g) = 0.420 W/kg

Maximum value of SAR (measured) = 0.884 W/kg



0 dB = 0.884 W/kg = -0.54 dBW/kg

Plot 93#: LTE Band 5_1RB_Head Right Tilt_Low**DUT: Mobile Phone; Type: KH7; Serial: SZNS220224-05720E-SA-S1**

Communication System: UID 0, Generic FDD-LTE (0); Frequency: 829 MHz; Duty Cycle: 1:1

Medium parameters used (interpolated): $f = 829$ MHz; $\sigma = 0.914$ S/m; $\epsilon_r = 41.977$; $\rho = 1000$ kg/m³

Phantom section: Right Section

DASY5 Configuration:

- Probe: EX3DV4- SN3619; ConvF(8.5, 8.5, 8.5); Calibrated: 2021/08/25
- Sensor-Surface: 4mm (Mechanical Surface Detection)
- Electronics: DAE4 Sn1211; Calibrated: 2022/03/01
- Phantom: Twin SAM; Type: QD000P40CD; Serial: TP:1744
- Measurement SW: DASY52, Version 52.10 (4); SEMCAD X Version 14.6.14 (7501)

Head Right Tilt/LTE Band 5 1RB Low/Area Scan (71x91x1): Interpolated grid: dx=1.500 mm, dy=1.500 mm

Maximum value of SAR (interpolated) = 1.13 W/kg

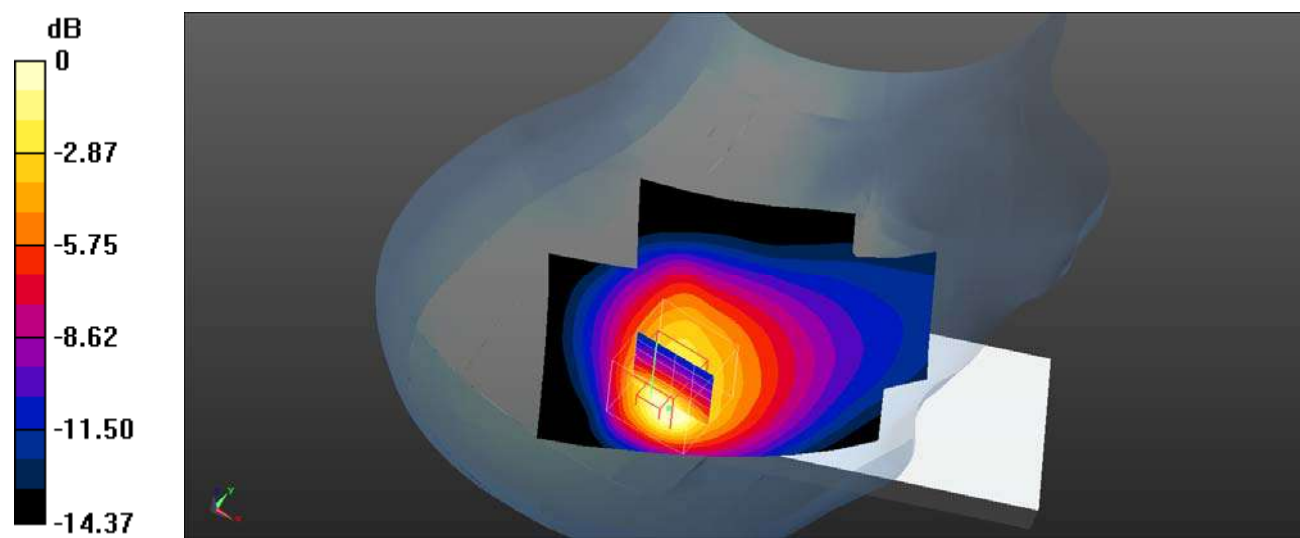
Head Right Tilt/LTE Band 5 1RB Low/Zoom Scan (5x5x7)/Cube 0: Measurement grid: dx=8mm, dy=8mm, dz=5mm

Reference Value = 23.88 V/m; Power Drift = -0.10 dB

Peak SAR (extrapolated) = 2.67 W/kg

SAR(1 g) = 0.971 W/kg; SAR(10 g) = 0.475 W/kg

Maximum value of SAR (measured) = 1.01 W/kg



0 dB = 1.01 W/kg = 0.04 dBW/kg

Plot 94#: LTE Band 5_1RB_Head Right Tilt_Mid**DUT: Mobile Phone; Type: KH7; Serial: SZNS220224-05720E-SA-S1**

Communication System: UID 0, Generic FDD-LTE (0); Frequency: 836.5 MHz; Duty Cycle: 1:1

Medium parameters used (interpolated): $f = 836.5$ MHz; $\sigma = 0.918$ S/m; $\epsilon_r = 41.277$; $\rho = 1000$ kg/m³

Phantom section: Right Section

DASY5 Configuration:

- Probe: EX3DV4- SN3619; ConvF(8.5, 8.5, 8.5); Calibrated: 2021/08/25
- Sensor-Surface: 4mm (Mechanical Surface Detection)
- Electronics: DAE4 Sn1211; Calibrated: 2022/03/01
- Phantom: Twin SAM; Type: QD000P40CD; Serial: TP:1744
- Measurement SW: DASY52, Version 52.10 (4); SEMCAD X Version 14.6.14 (7501)

Head Right Tilt/LTE Band 5 1RB Mid/Area Scan (71x91x1): Interpolated grid: dx=1.500 mm, dy=1.500 mm

Maximum value of SAR (interpolated) = 1.30 W/kg

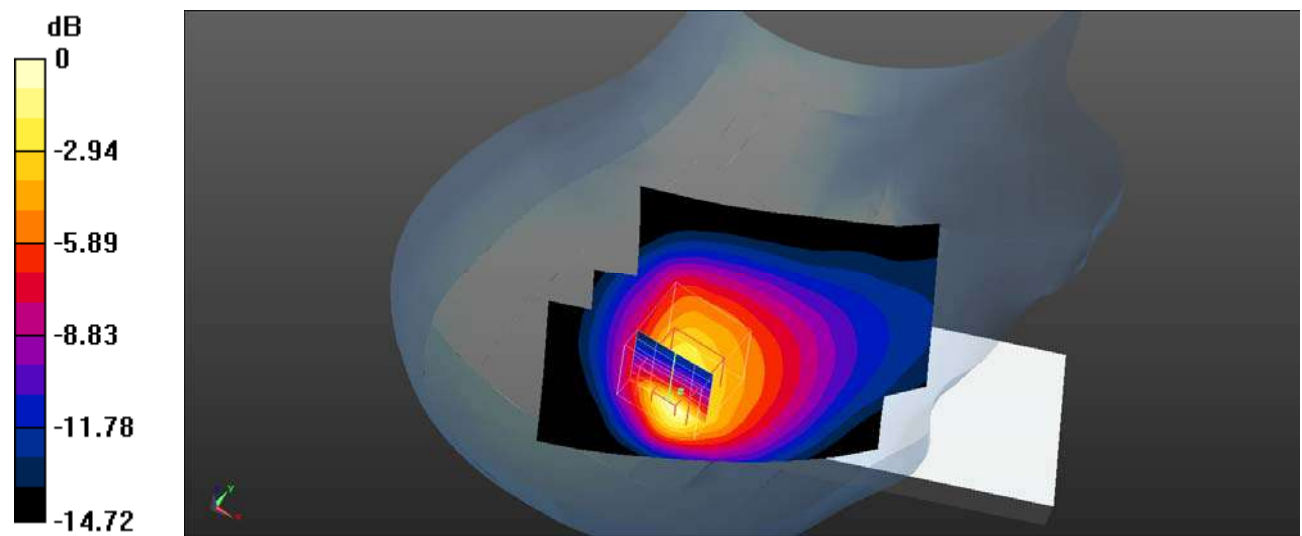
Head Right Tilt/LTE Band 5 1RB Mid/Zoom Scan (5x5x7)/Cube 0: Measurement grid: dx=8mm, dy=8mm, dz=5mm

Reference Value = 24.64 V/m; Power Drift = -0.01 dB

Peak SAR (extrapolated) = 2.60 W/kg

SAR(1 g) = 0.997 W/kg; SAR(10 g) = 0.488 W/kg

Maximum value of SAR (measured) = 1.20 W/kg



0 dB = 1.20 W/kg = 0.79 dBW/kg

Plot 95#: LTE Band 5_1RB_Head Right Tilt_High**DUT: Mobile Phone; Type: KH7; Serial: SZNS220224-05720E-SA-S1**

Communication System: UID 0, Generic FDD-LTE (0); Frequency: 844 MHz; Duty Cycle: 1:1

Medium parameters used (interpolated): $f = 844$ MHz; $\sigma = 0.932$ S/m; $\epsilon_r = 41.245$; $\rho = 1000$ kg/m³

Phantom section: Right Section

DASY5 Configuration:

- Probe: EX3DV4- SN3619; ConvF(8.5, 8.5, 8.5); Calibrated: 2021/08/25
- Sensor-Surface: 4mm (Mechanical Surface Detection)
- Electronics: DAE4 Sn1211; Calibrated: 2022/03/01
- Phantom: Twin SAM; Type: QD000P40CD; Serial: TP:1744
- Measurement SW: DASY52, Version 52.10 (4); SEMCAD X Version 14.6.14 (7501)

Head Right Tilt/LTE Band 5 1RB High/Area Scan (71x91x1): Interpolated grid: dx=1.500 mm, dy=1.500 mm

Maximum value of SAR (interpolated) = 1.13 W/kg

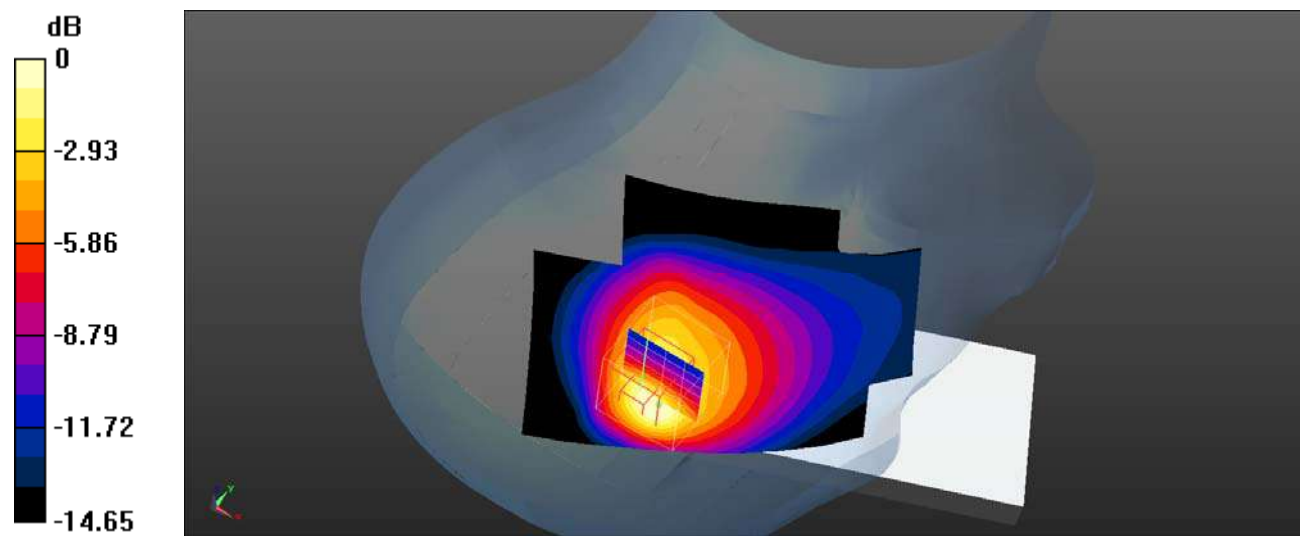
Head Right Tilt/LTE Band 5 1RB High/Zoom Scan (5x5x7)/Cube 0: Measurement grid: dx=8mm, dy=8mm, dz=5mm

Reference Value = 23.48 V/m; Power Drift = -0.01 dB

Peak SAR (extrapolated) = 2.62 W/kg

SAR(1 g) = 0.962 W/kg; SAR(10 g) = 0.469 W/kg

Maximum value of SAR (measured) = 1.02 W/kg



0 dB = 1.02 W/kg = 0.09 dBW/kg

Plot 96#: LTE Band 5_50%RB_Head Right Tilt_Low**DUT: Mobile Phone; Type: KH7; Serial: SZNS220224-05720E-SA-S1**

Communication System: UID 0, Generic FDD-LTE (0); Frequency: 829 MHz;Duty Cycle: 1:1

Medium parameters used (interpolated): $f = 829$ MHz; $\sigma = 0.914$ S/m; $\epsilon_r = 41.977$; $\rho = 1000$ kg/m³

Phantom section: Right Section

DASY5 Configuration:

- Probe: EX3DV4- SN3619; ConvF(8.5, 8.5, 8.5); Calibrated: 2021/08/25
- Sensor-Surface: 4mm (Mechanical Surface Detection)
- Electronics: DAE4 Sn1211; Calibrated: 2022/03/01
- Phantom: Twin SAM; Type: QD000P40CD; Serial: TP:1744
- Measurement SW: DASY52, Version 52.10 (4); SEMCAD X Version 14.6.14 (7501)

Head Right Tilt/LTE Band 5 50%RB Low/Area Scan (71x91x1): Interpolated grid: $dx=1.500$ mm, $dy=1.500$ mm

Maximum value of SAR (interpolated) = 0.887 W/kg

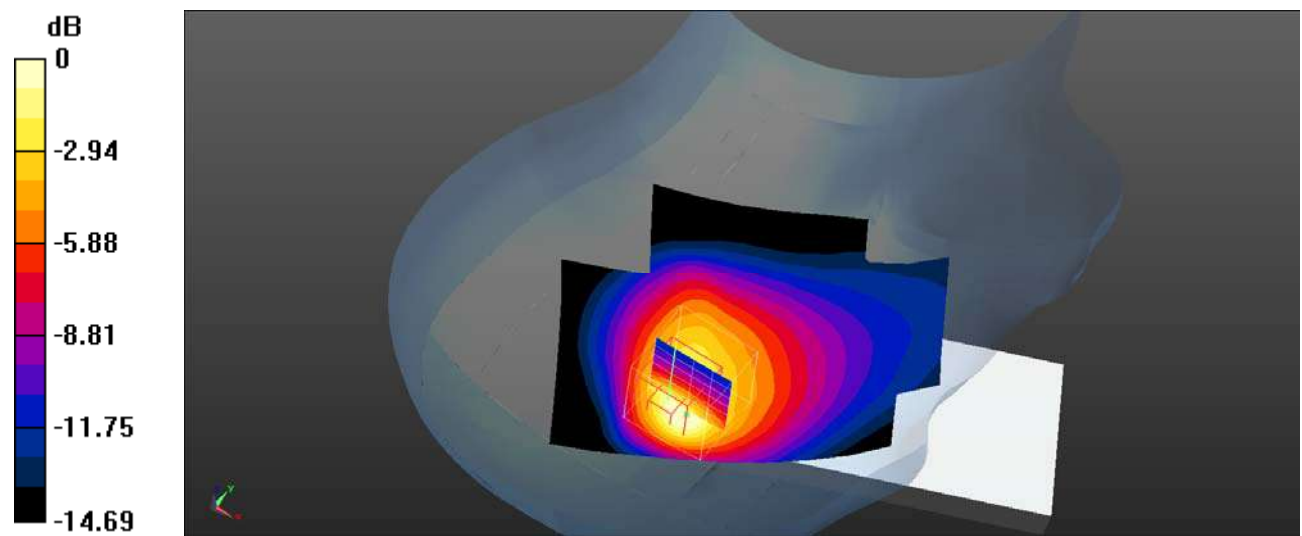
Head Right Tilt/LTE Band 5 50%RB Low/Zoom Scan (5x5x7)/Cube 0: Measurement grid: $dx=8$ mm, $dy=8$ mm, $dz=5$ mm

Reference Value = 21.25 V/m; Power Drift = -0.08 dB

Peak SAR (extrapolated) = 2.13 W/kg

SAR(1 g) = 0.766 W/kg; SAR(10 g) = 0.370 W/kg

Maximum value of SAR (measured) = 0.808 W/kg



0 dB = 0.808 W/kg = -0.93 dBW/kg

Plot 97#: LTE Band 5_50%RB_Head Right Tilt_Mid**DUT: Mobile Phone; Type: KH7; Serial: SZNS220224-05720E-SA-S1**

Communication System: UID 0, Generic FDD-LTE (0); Frequency: 836.5 MHz; Duty Cycle: 1:1

Medium parameters used (interpolated): $f = 836.5$ MHz; $\sigma = 0.918$ S/m; $\epsilon_r = 41.277$; $\rho = 1000$ kg/m³

Phantom section: Right Section

DASY5 Configuration:

- Probe: EX3DV4- SN3619; ConvF(8.5, 8.5, 8.5); Calibrated: 2021/08/25
- Sensor-Surface: 4mm (Mechanical Surface Detection)
- Electronics: DAE4 Sn1211; Calibrated: 2022/03/01
- Phantom: Twin SAM; Type: QD000P40CD; Serial: TP:1744
- Measurement SW: DASY52, Version 52.10 (4); SEMCAD X Version 14.6.14 (7501)

Head Right Tilt/LTE Band 5 50%RB Mid/Area Scan (71x91x1): Interpolated grid: dx=1.500 mm, dy=1.500 mm

Maximum value of SAR (interpolated) = 0.916 W/kg

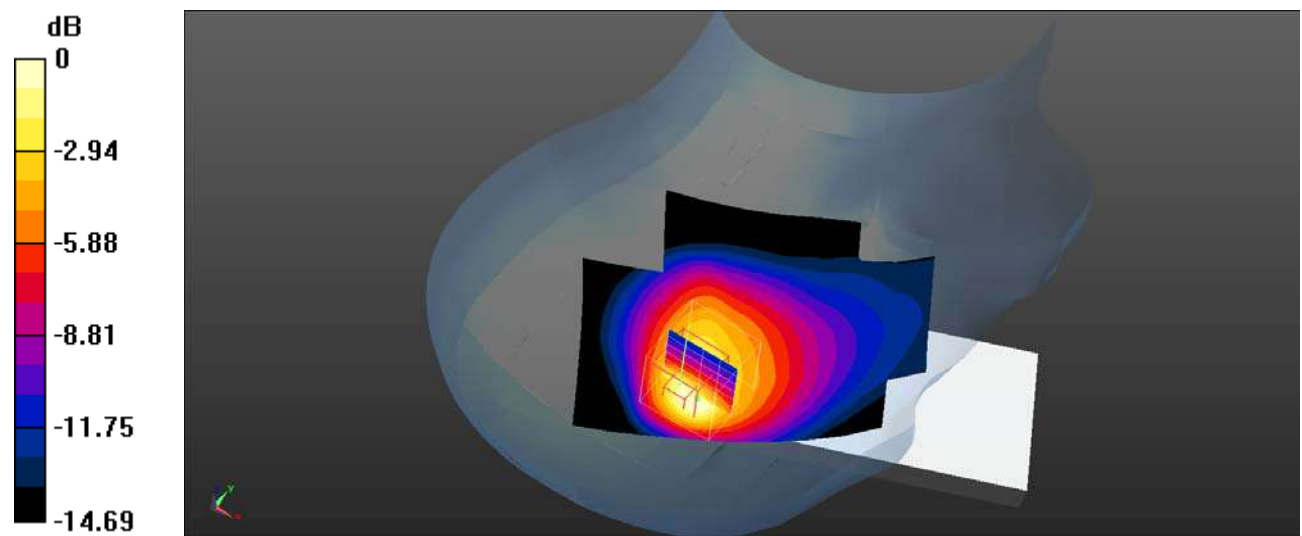
Head Right Tilt/LTE Band 5 50%RB Mid/Zoom Scan (5x5x7)/Cube 0: Measurement grid: dx=8mm, dy=8mm, dz=5mm

Reference Value = 21.11 V/m; Power Drift = 0.02 dB

Peak SAR (extrapolated) = 2.17 W/kg

SAR(1 g) = 0.782 W/kg; SAR(10 g) = 0.378 W/kg

Maximum value of SAR (measured) = 0.826 W/kg



0 dB = 0.826 W/kg = -0.83 dBW/kg

Plot 98#: LTE Band 5_50%RB_Head Right Tilt_High**DUT: Mobile Phone; Type: KH7; Serial: SZNS220224-05720E-SA-S1**

Communication System: UID 0, Generic FDD-LTE (0); Frequency: 844 MHz; Duty Cycle: 1:1

Medium parameters used (interpolated): $f = 844$ MHz; $\sigma = 0.932$ S/m; $\epsilon_r = 41.245$; $\rho = 1000$ kg/m³

Phantom section: Right Section

DASY5 Configuration:

- Probe: EX3DV4- SN3619; ConvF(8.5, 8.5, 8.5); Calibrated: 2021/08/25
- Sensor-Surface: 4mm (Mechanical Surface Detection)
- Electronics: DAE4 Sn1211; Calibrated: 2022/03/01
- Phantom: Twin SAM; Type: QD000P40CD; Serial: TP:1744
- Measurement SW: DASY52, Version 52.10 (4); SEMCAD X Version 14.6.14 (7501)

Head Right Tilt/LTE Band 5 50%RB High/Area Scan (71x91x1): Interpolated grid: dx=1.500 mm, dy=1.500 mm

Maximum value of SAR (interpolated) = 0.921 W/kg

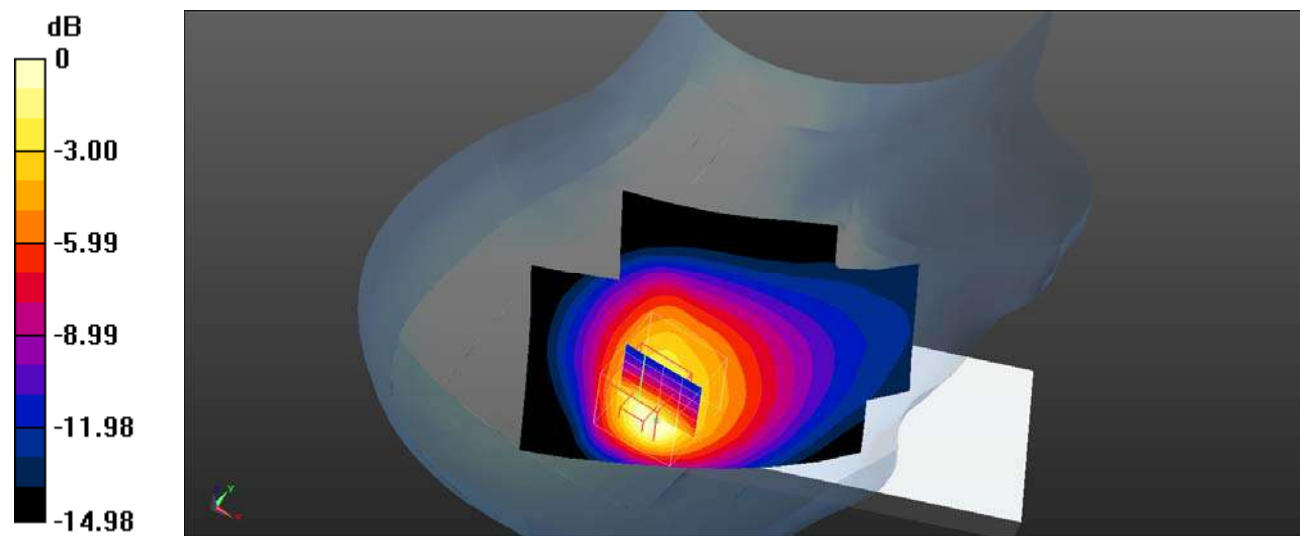
Head Right Tilt/LTE Band 5 50%RB High/Zoom Scan (5x5x7)/Cube 0: Measurement grid: dx=8mm, dy=8mm, dz=5mm

Reference Value = 21.26 V/m; Power Drift = -0.02 dB

Peak SAR (extrapolated) = 2.17 W/kg

SAR(1 g) = 0.784 W/kg; SAR(10 g) = 0.380 W/kg

Maximum value of SAR (measured) = 0.829 W/kg



0 dB = 0.829 W/kg = -0.81 dBW/kg

Plot 99#: LTE Band 5_100%RB_Head Right Tilt_Mid**DUT: Mobile Phone; Type: KH7; Serial: SZNS220224-05720E-SA-S1**

Communication System: UID 0, Generic FDD-LTE (0); Frequency: 836.5 MHz; Duty Cycle: 1:1

Medium parameters used (interpolated): $f = 836.5$ MHz; $\sigma = 0.918$ S/m; $\epsilon_r = 41.277$; $\rho = 1000$ kg/m³

Phantom section: Right Section

DASY5 Configuration:

- Probe: EX3DV4- SN3619; ConvF(8.5, 8.5, 8.5); Calibrated: 2021/08/25
- Sensor-Surface: 4mm (Mechanical Surface Detection)
- Electronics: DAE4 Sn1211; Calibrated: 2022/03/01
- Phantom: Twin SAM; Type: QD000P40CD; Serial: TP:1744
- Measurement SW: DASY52, Version 52.10 (4); SEMCAD X Version 14.6.14 (7501)

Head Right Tilt/LTE Band 5 100%RB Mid/Area Scan (71x91x1): Interpolated grid: dx=1.500 mm, dy=1.500 mm

Maximum value of SAR (interpolated) = 0.903 W/kg

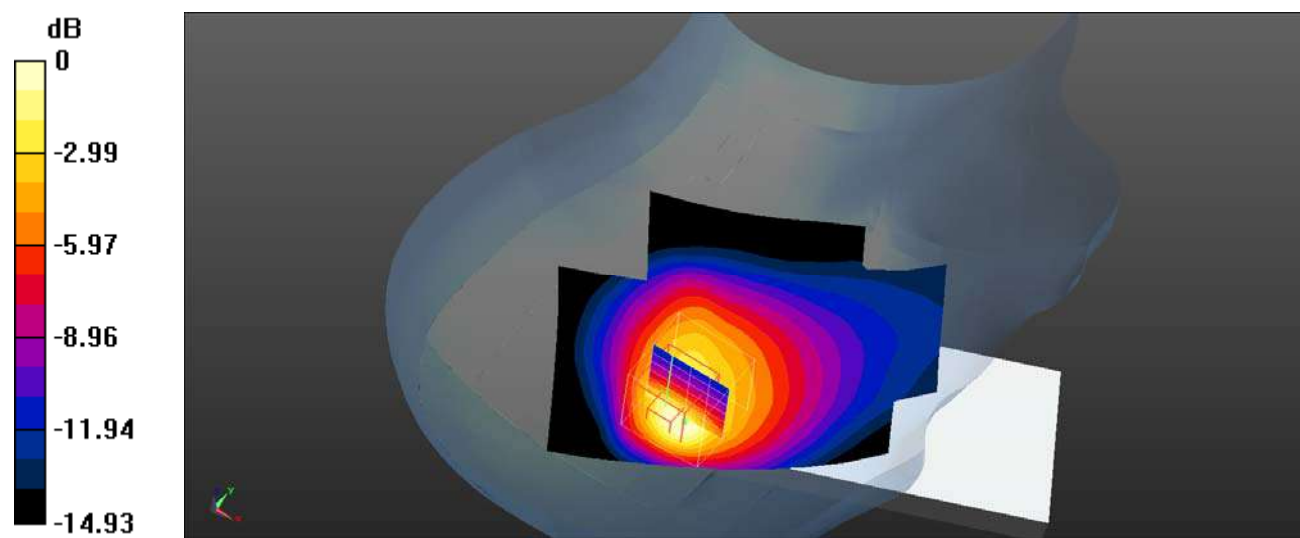
Head Right Tilt/LTE Band 5 100%RB Mid/Zoom Scan (5x5x7)/Cube 0: Measurement grid: dx=8mm, dy=8mm, dz=5mm

Reference Value = 20.99 V/m; Power Drift = 0.02 dB

Peak SAR (extrapolated) = 2.13 W/kg

SAR(1 g) = 0.771 W/kg; SAR(10 g) = 0.374 W/kg

Maximum value of SAR (measured) = 0.814 W/kg



0 dB = 0.814 W/kg = -0.89 dBW/kg

Plot 100#: LTE Band 5_1RB_Body Front_Mid**DUT: Mobile Phone; Type: KH7; Serial: SZNS220224-05720E-SA-S1**

Communication System: UID 0, Generic FDD-LTE (0); Frequency: 836.5 MHz; Duty Cycle: 1:1

Medium parameters used (interpolated): $f = 836.5$ MHz; $\sigma = 0.918$ S/m; $\epsilon_r = 41.277$; $\rho = 1000$ kg/m³

Phantom section: Flat Section

DASY5 Configuration:

- Probe: EX3DV4- SN3619; ConvF(8.5, 8.5, 8.5); Calibrated: 2021/08/25
- Sensor-Surface: 4mm (Mechanical Surface Detection)
- Electronics: DAE4 Sn1211; Calibrated: 2022/03/01
- Phantom: Twin SAM; Type: QD000P40CD; Serial: TP:1744
- Measurement SW: DASY52, Version 52.10 (4); SEMCAD X Version 14.6.14 (7501)

Body Front/LTE Band 5 1RB Mid/Area Scan (71x91x1): Interpolated grid: dx=1.500 mm, dy=1.500 mm

Maximum value of SAR (interpolated) = 0.174 W/kg

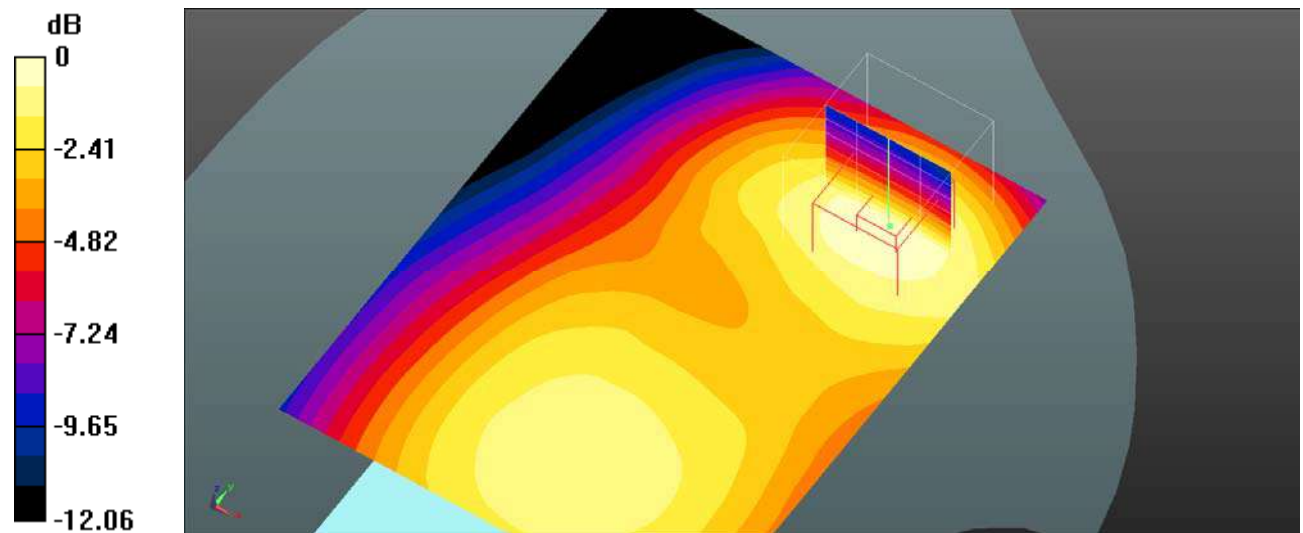
Body Front/LTE Band 5 1RB Mid/Zoom Scan (5x5x7)/Cube 0: Measurement grid: dx=8mm, dy=8mm, dz=5mm

Reference Value = 12.19 V/m; Power Drift = -0.10 dB

Peak SAR (extrapolated) = 0.272 W/kg

SAR(1 g) = 0.165 W/kg; SAR(10 g) = 0.105 W/kg

Maximum value of SAR (measured) = 0.177 W/kg



0 dB = 0.177 W/kg = -7.52 dBW/kg

Plot 101#: LTE Band 5_50%RB_Body Front_Mid**DUT: Mobile Phone; Type: KH7; Serial: SZNS220224-05720E-SA-S1**

Communication System: UID 0, Generic FDD-LTE (0); Frequency: 836.5 MHz; Duty Cycle: 1:1

Medium parameters used (interpolated): $f = 836.5$ MHz; $\sigma = 0.918$ S/m; $\epsilon_r = 41.277$; $\rho = 1000$ kg/m³

Phantom section: Flat Section

DASY5 Configuration:

- Probe: EX3DV4- SN3619; ConvF(8.5, 8.5, 8.5); Calibrated: 2021/08/25
- Sensor-Surface: 4mm (Mechanical Surface Detection)
- Electronics: DAE4 Sn1211; Calibrated: 2022/03/01
- Phantom: Twin SAM; Type: QD000P40CD; Serial: TP:1744
- Measurement SW: DASY52, Version 52.10 (4); SEMCAD X Version 14.6.14 (7501)

Body Front/LTE Band 5 50%RB Mid/Area Scan (71x91x1): Interpolated grid: dx=1.500 mm, dy=1.500 mm

Maximum value of SAR (interpolated) = 0.135 W/kg

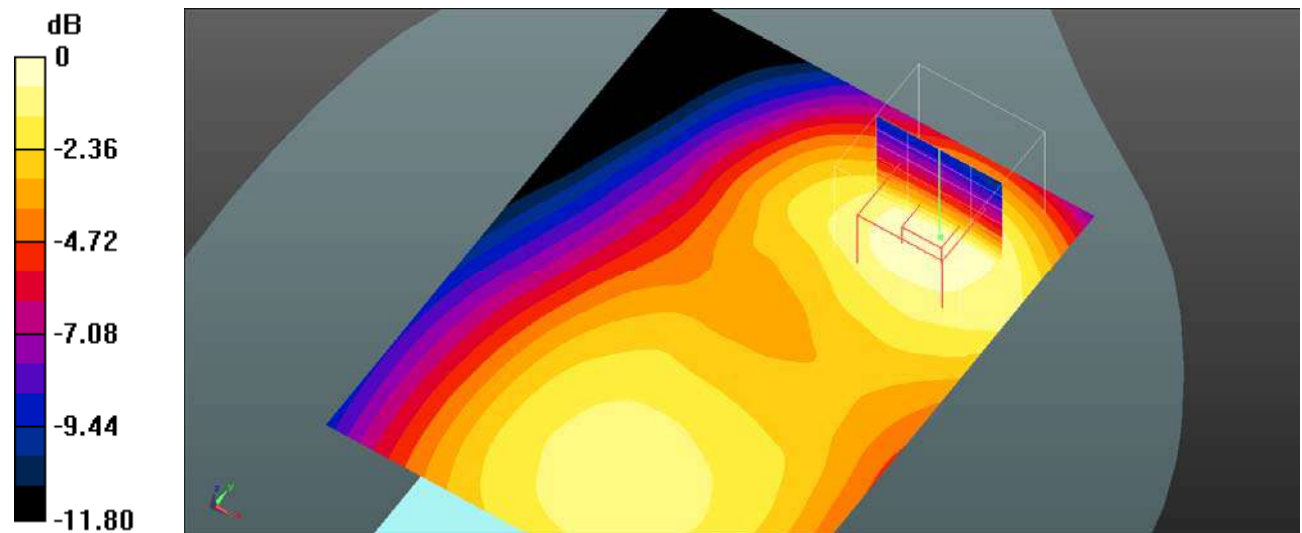
Body Front/LTE Band 5 50%RB Mid/Zoom Scan (5x5x7)/Cube 0: Measurement grid: dx=8mm, dy=8mm, dz=5mm

Reference Value = 10.52 V/m; Power Drift = -0.09 dB

Peak SAR (extrapolated) = 0.212 W/kg

SAR(1 g) = 0.129 W/kg; SAR(10 g) = 0.083 W/kg

Maximum value of SAR (measured) = 0.139 W/kg



0 dB = 0.139 W/kg = -8.57 dBW/kg

Plot 102#: LTE Band 5_1RB_Body Back_Mid**DUT: Mobile Phone; Type: KH7; Serial: SZNS220224-05720E-SA-S1**

Communication System: UID 0, Generic FDD-LTE (0); Frequency: 836.5 MHz; Duty Cycle: 1:1

Medium parameters used (interpolated): $f = 836.5$ MHz; $\sigma = 0.918$ S/m; $\epsilon_r = 41.277$; $\rho = 1000$ kg/m³

Phantom section: Flat Section

DASY5 Configuration:

- Probe: EX3DV4- SN3619; ConvF(8.5, 8.5, 8.5); Calibrated: 2021/08/25
- Sensor-Surface: 4mm (Mechanical Surface Detection)
- Electronics: DAE4 Sn1211; Calibrated: 2022/03/01
- Phantom: Twin SAM; Type: QD000P40CD; Serial: TP:1744
- Measurement SW: DASY52, Version 52.10 (4); SEMCAD X Version 14.6.14 (7501)

Body Back/LTE Band 5 1RB Mid/Area Scan (71x91x1): Interpolated grid: dx=1.500 mm, dy=1.500 mm

Maximum value of SAR (interpolated) = 0.262 W/kg

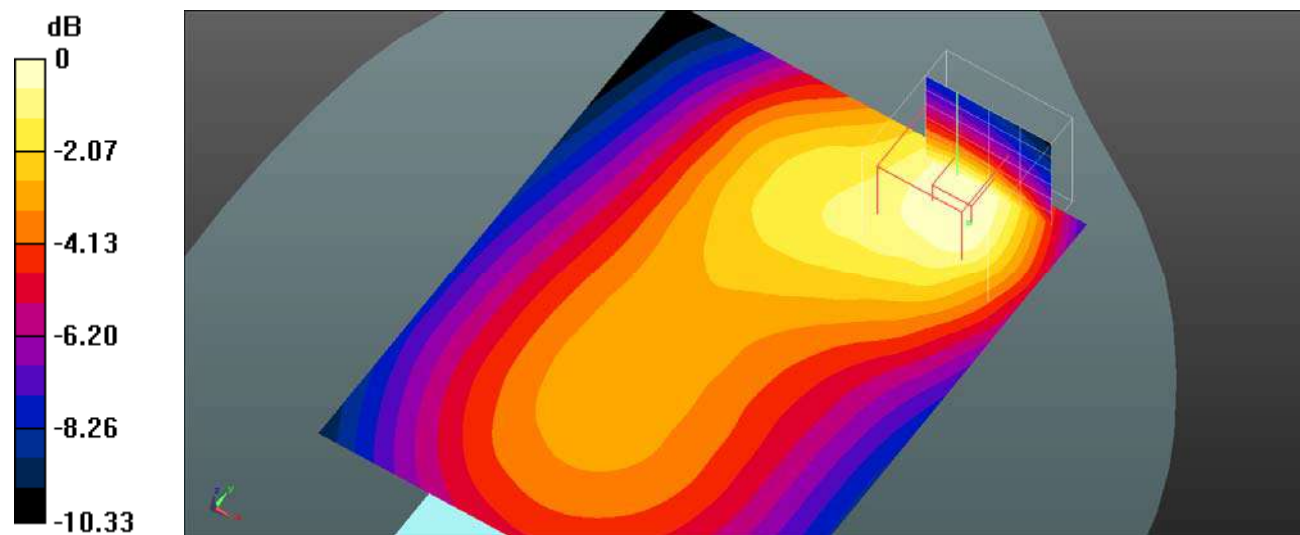
Body Back/LTE Band 5 1RB Mid/Zoom Scan (5x5x7)/Cube 0: Measurement grid: dx=8mm, dy=8mm, dz=5mm

Reference Value = 11.88 V/m; Power Drift = -0.08 dB

Peak SAR (extrapolated) = 0.444 W/kg

SAR(1 g) = 0.258 W/kg; SAR(10 g) = 0.162 W/kg

Maximum value of SAR (measured) = 0.265 W/kg



Plot 103#: LTE Band 5_50%RB_Body Back_Mid**DUT: Mobile Phone; Type: KH7; Serial: SZNS220224-05720E-SA-S1**

Communication System: UID 0, Generic FDD-LTE (0); Frequency: 836.5 MHz; Duty Cycle: 1:1

Medium parameters used (interpolated): $f = 836.5$ MHz; $\sigma = 0.918$ S/m; $\epsilon_r = 41.277$; $\rho = 1000$ kg/m³

Phantom section: Flat Section

DASY5 Configuration:

- Probe: EX3DV4- SN3619; ConvF(8.5, 8.5, 8.5); Calibrated: 2021/08/25
- Sensor-Surface: 4mm (Mechanical Surface Detection)
- Electronics: DAE4 Sn1211; Calibrated: 2022/03/01
- Phantom: Twin SAM; Type: QD000P40CD; Serial: TP:1744
- Measurement SW: DASY52, Version 52.10 (4); SEMCAD X Version 14.6.14 (7501)

Body Back/LTE Band 5 50%RB Mid/Area Scan (71x101x1): Interpolated grid: dx=1.500 mm, dy=1.500 mm

Maximum value of SAR (interpolated) = 0.260 W/kg

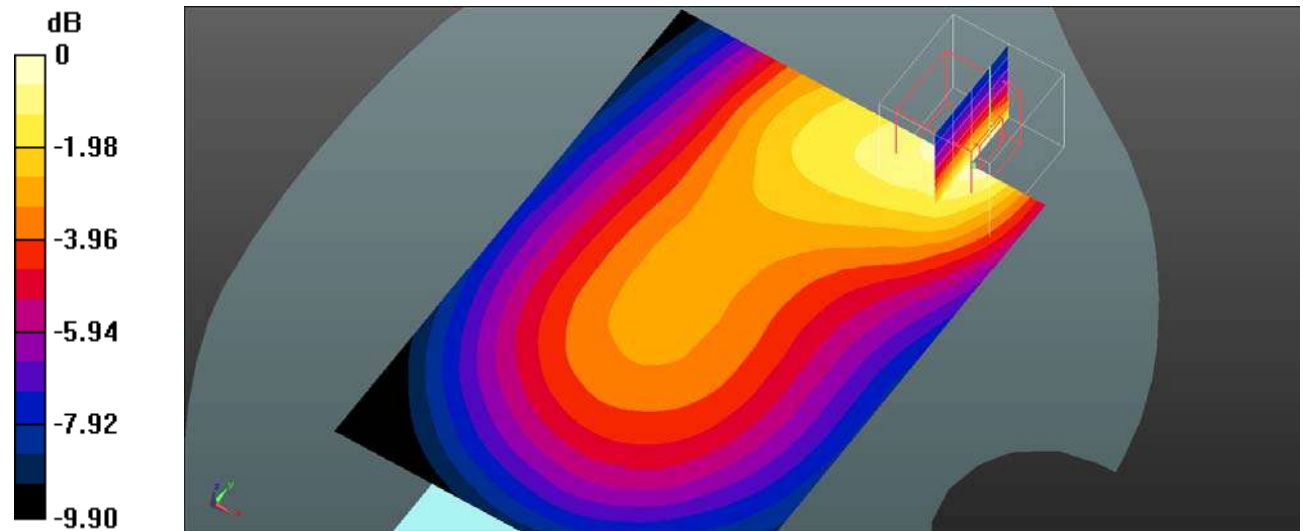
Body Back/LTE Band 5 50%RB Mid/Zoom Scan (5x5x7)/Cube 0: Measurement grid: dx=8mm, dy=8mm, dz=5mm

Reference Value = 12.45 V/m; Power Drift = -0.01 dB

Peak SAR (extrapolated) = 0.445 W/kg

SAR(1 g) = 0.262 W/kg; SAR(10 g) = 0.165 W/kg

Maximum value of SAR (measured) = 0.273 W/kg



0 dB = 0.273 W/kg = -5.64 dBW/kg

Plot 104#: LTE Band 5_1RB_Body Left_Mid**DUT: Mobile Phone; Type: KH7; Serial: SZNS220224-05720E-SA-S1**

Communication System: UID 0, Generic FDD-LTE (0); Frequency: 836.5 MHz; Duty Cycle: 1:1

Medium parameters used (interpolated): $f = 836.5$ MHz; $\sigma = 0.918$ S/m; $\epsilon_r = 41.277$; $\rho = 1000$ kg/m³

Phantom section: Flat Section

DASY5 Configuration:

- Probe: EX3DV4- SN3619; ConvF(8.5, 8.5, 8.5); Calibrated: 2021/08/25
- Sensor-Surface: 4mm (Mechanical Surface Detection)
- Electronics: DAE4 Sn1211; Calibrated: 2022/03/01
- Phantom: Twin SAM; Type: QD000P40CD; Serial: TP:1744
- Measurement SW: DASY52, Version 52.10 (4); SEMCAD X Version 14.6.14 (7501)

Body Left/LTE Band 5 1RB Mid/Area Scan (71x111x1): Interpolated grid: dx=1.500 mm, dy=1.500 mm

Maximum value of SAR (interpolated) = 0.134 W/kg

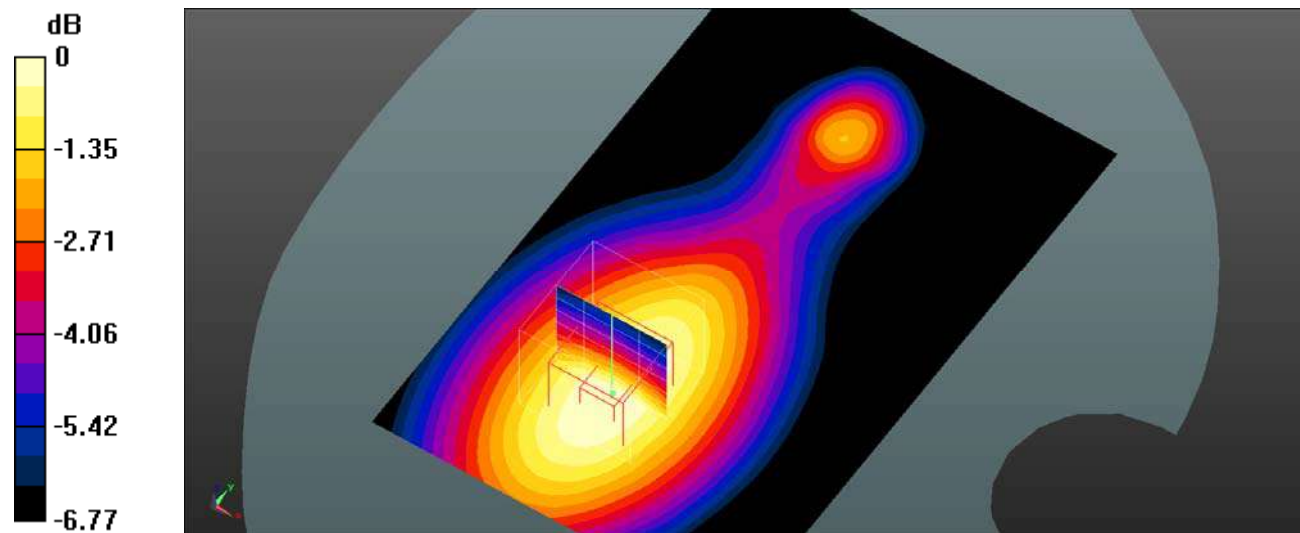
Body Left/LTE Band 5 1RB Mid/Zoom Scan (5x5x7)/Cube 0: Measurement grid: dx=8mm, dy=8mm, dz=5mm

Reference Value = 8.893 V/m; Power Drift = -0.05 dB

Peak SAR (extrapolated) = 0.157 W/kg

SAR(1 g) = 0.125 W/kg; SAR(10 g) = 0.093 W/kg

Maximum value of SAR (measured) = 0.132 W/kg



0 dB = 0.132 W/kg = -8.79 dBW/kg

Plot 105#: LTE Band 5_50%RB_Body Left_Mid**DUT: Mobile Phone; Type: KH7; Serial: SZNS220224-05720E-SA-S1**

Communication System: UID 0, Generic FDD-LTE (0); Frequency: 836.5 MHz; Duty Cycle: 1:1

Medium parameters used (interpolated): $f = 836.5$ MHz; $\sigma = 0.918$ S/m; $\epsilon_r = 41.277$; $\rho = 1000$ kg/m³

Phantom section: Flat Section

DASY5 Configuration:

- Probe: EX3DV4- SN3619; ConvF(8.5, 8.5, 8.5); Calibrated: 2021/08/25
- Sensor-Surface: 4mm (Mechanical Surface Detection)
- Electronics: DAE4 Sn1211; Calibrated: 2022/03/01
- Phantom: Twin SAM; Type: QD000P40CD; Serial: TP:1744
- Measurement SW: DASY52, Version 52.10 (4); SEMCAD X Version 14.6.14 (7501)

Body Left/LTE Band 5 50%RB Mid/Area Scan (71x111x1): Interpolated grid: dx=1.500 mm, dy=1.500 mm

Maximum value of SAR (interpolated) = 0.0369 W/kg

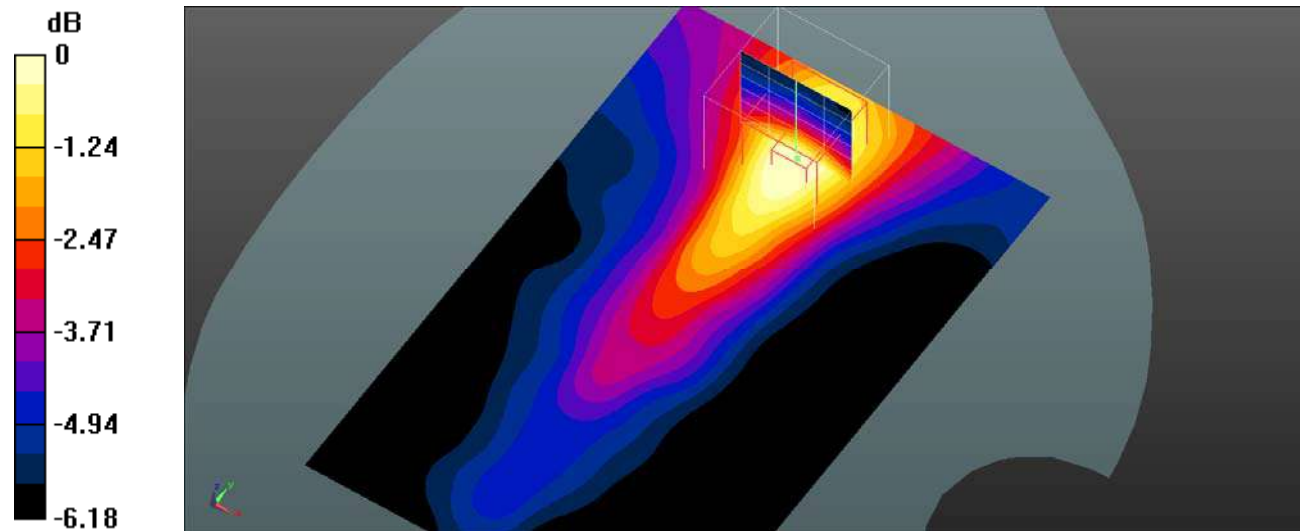
Body Left/LTE Band 5 50%RB Mid/Zoom Scan (5x5x7)/Cube 0: Measurement grid: dx=8mm, dy=8mm, dz=5mm

Reference Value = 3.788 V/m; Power Drift = 0.07 dB

Peak SAR (extrapolated) = 0.0480 W/kg

SAR(1 g) = 0.034 W/kg; SAR(10 g) = 0.023 W/kg

Maximum value of SAR (measured) = 0.0354 W/kg



Plot 106#: LTE Band 5_1RB_Body Top_Mid**DUT: Mobile Phone; Type: KH7; Serial: SZNS220224-05720E-SA-S1**

Communication System: UID 0, Generic FDD-LTE (0); Frequency: 836.5 MHz; Duty Cycle: 1:1

Medium parameters used (interpolated): $f = 836.5$ MHz; $\sigma = 0.918$ S/m; $\epsilon_r = 41.277$; $\rho = 1000$ kg/m³

Phantom section: Flat Section

DASY5 Configuration:

- Probe: EX3DV4- SN3619; ConvF(8.5, 8.5, 8.5); Calibrated: 2021/08/25
- Sensor-Surface: 4mm (Mechanical Surface Detection)
- Electronics: DAE4 Sn1211; Calibrated: 2022/03/01
- Phantom: Twin SAM; Type: QD000P40CD; Serial: TP:1744
- Measurement SW: DASY52, Version 52.10 (4); SEMCAD X Version 14.6.14 (7501)

Body Top/LTE Band 5 1RB Mid/Area Scan (71x91x1): Interpolated grid: $dx=1.500$ mm, $dy=1.500$ mm

Maximum value of SAR (interpolated) = 0.250 W/kg

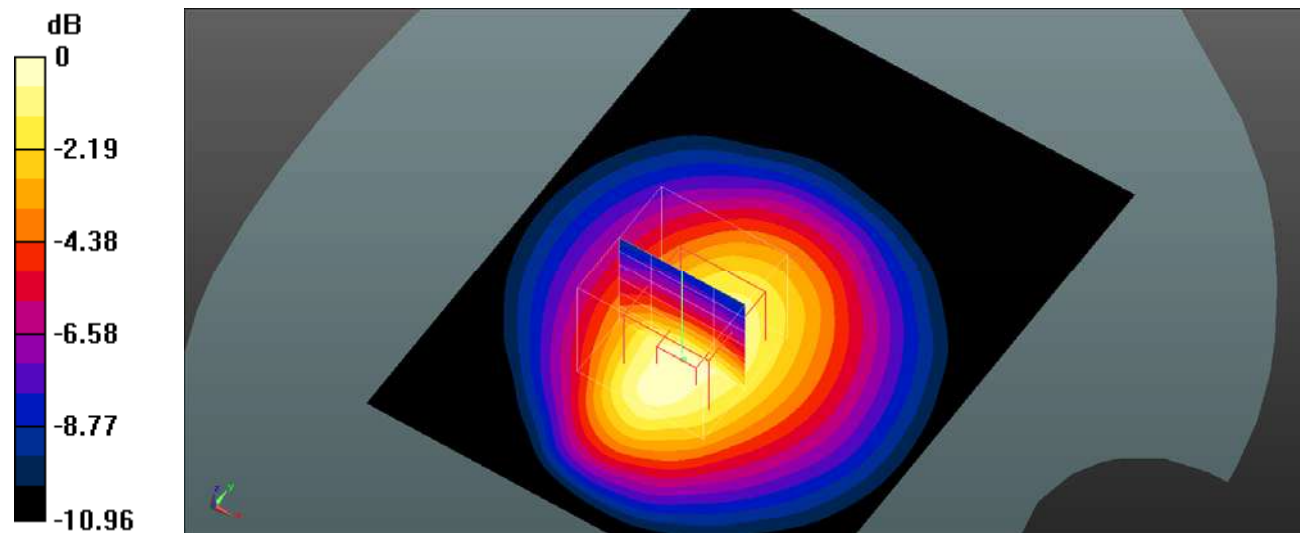
Body Top/LTE Band 5 1RB Mid/Zoom Scan (5x5x7)/Cube 0: Measurement grid: $dx=8$ mm, $dy=8$ mm, $dz=5$ mm

Reference Value = 15.12 V/m; Power Drift = -0.11 dB

Peak SAR (extrapolated) = 0.373 W/kg

SAR(1 g) = 0.237 W/kg; SAR(10 g) = 0.149 W/kg

Maximum value of SAR (measured) = 0.257 W/kg



0 dB = 0.257 W/kg = -5.90 dBW/kg

Plot 107#: LTE Band 5_50%RB_Body Top_Mid**DUT: Mobile Phone; Type: KH7; Serial: SZNS220224-05720E-SA-S1**

Communication System: UID 0, Generic FDD-LTE (0); Frequency: 836.5 MHz; Duty Cycle: 1:1

Medium parameters used (interpolated): $f = 836.5$ MHz; $\sigma = 0.918$ S/m; $\epsilon_r = 41.277$; $\rho = 1000$ kg/m³

Phantom section: Flat Section

DASY5 Configuration:

- Probe: EX3DV4- SN3619; ConvF(8.5, 8.5, 8.5); Calibrated: 2021/08/25
- Sensor-Surface: 4mm (Mechanical Surface Detection)
- Electronics: DAE4 Sn1211; Calibrated: 2022/03/01
- Phantom: Twin SAM; Type: QD000P40CD; Serial: TP:1744
- Measurement SW: DASY52, Version 52.10 (4); SEMCAD X Version 14.6.14 (7501)

Body Top/LTE Band 5 50%RB Mid/Area Scan (71x91x1): Interpolated grid: dx=1.500 mm, dy=1.500 mm

Maximum value of SAR (interpolated) = 0.195 W/kg

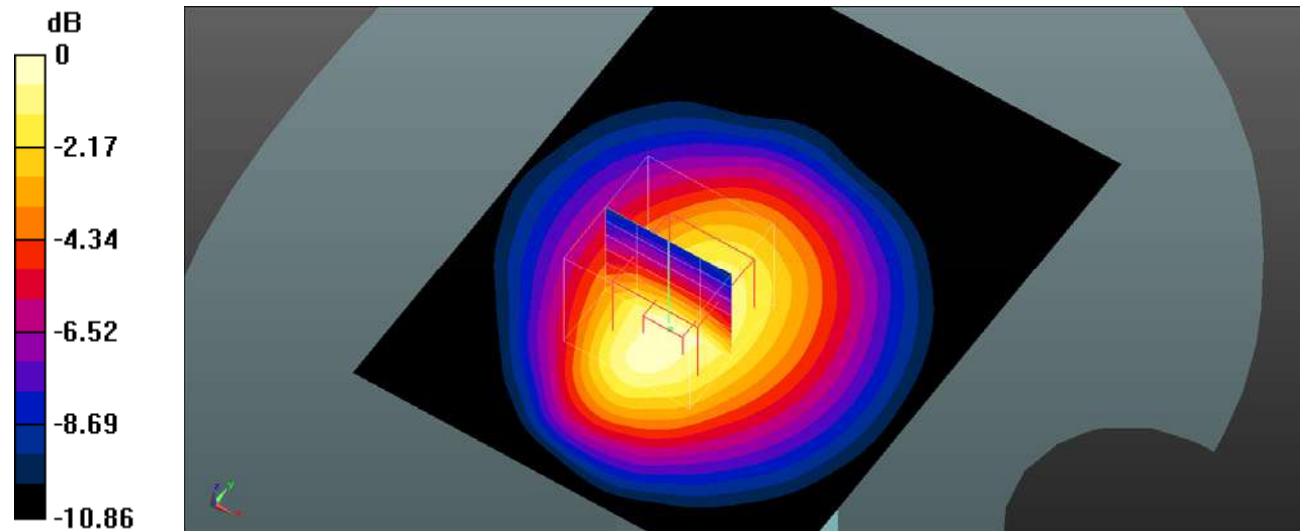
Body Top/LTE Band 5 50%RB Mid/Zoom Scan (5x5x7)/Cube 0: Measurement grid: dx=8mm, dy=8mm, dz=5mm

Reference Value = 13.39 V/m; Power Drift = 0.02 dB

Peak SAR (extrapolated) = 0.289 W/kg

SAR(1 g) = 0.186 W/kg; SAR(10 g) = 0.119 W/kg

Maximum value of SAR (measured) = 0.202 W/kg



0 dB = 0.202 W/kg = -6.95 dBW/kg

Plot 108#: LTE Band 7_1RB_Head Left Cheek_Mid**DUT: Mobile Phone; Type: KH7; Serial: SZNS220224-05720E-SA-S1**

Communication System: UID 0, Generic FDD-LTE (0); Frequency: 2535 MHz; Duty Cycle: 1:1

Medium parameters used (interpolated): $f = 2535$ MHz; $\sigma = 1.907$ S/m; $\epsilon_r = 39.761$; $\rho = 1000$ kg/m³

Phantom section: Left Section

DASY5 Configuration:

- Probe: EX3DV4- SN3619; ConvF(6.53, 6.53, 6.53); Calibrated: 2021/08/25
- Sensor-Surface: 4mm (Mechanical Surface Detection)
- Electronics: DAE4 Sn1211; Calibrated: 2022/03/01
- Phantom: Twin SAM; Type: QD000P40CD; Serial: TP:1744
- Measurement SW: DASY52, Version 52.10 (4); SEMCAD X Version 14.6.14 (7501)

Head Left Cheek/LTE Band 7 1RB Mid/Area Scan (101x101x1): Interpolated grid: dx=1.000 mm, dy=1.000 mm

Maximum value of SAR (interpolated) = 0.410 W/kg

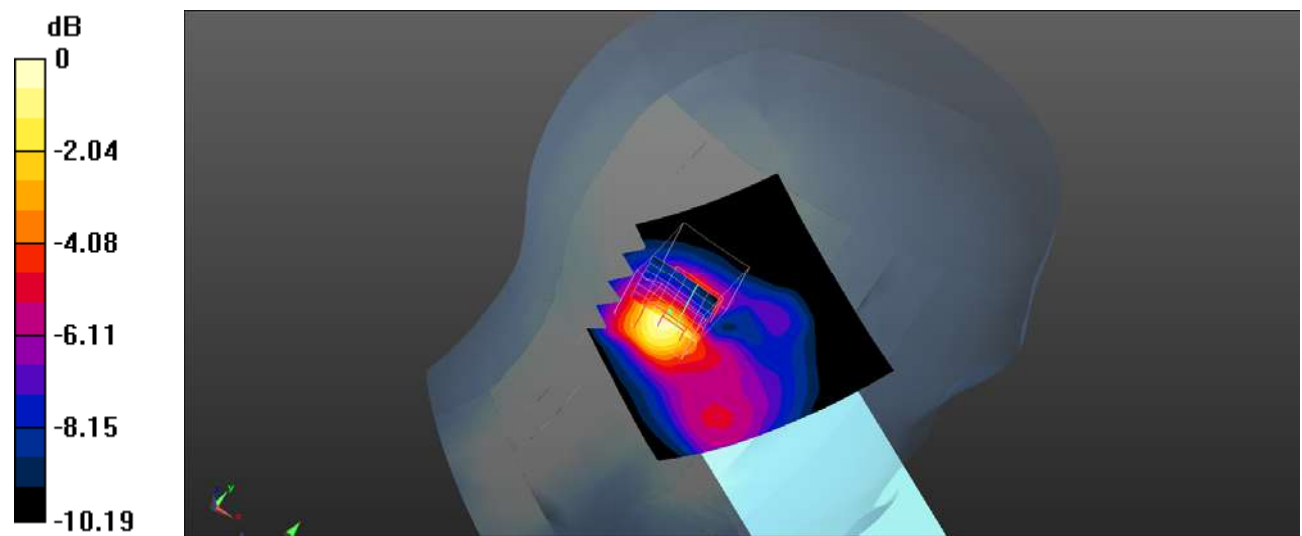
Head Left Cheek/LTE Band 7 1RB Mid/Zoom Scan (7x7x7)/Cube 0: Measurement grid: dx=5mm, dy=5mm, dz=5mm

Reference Value = 5.518 V/m; Power Drift = 0.10 dB

Peak SAR (extrapolated) = 0.652 W/kg

SAR(1 g) = 0.378 W/kg; SAR(10 g) = 0.211 W/kg

Maximum value of SAR (measured) = 0.414 W/kg



0 dB = 0.414 W/kg = -3.83 dBW/kg

Plot 109#: LTE Band 7_50%RB_Head Left Cheek_Mid**DUT: Mobile Phone; Type: KH7; Serial: SZNS220224-05720E-SA-S1**

Communication System: UID 0, Generic FDD-LTE (0); Frequency: 2535 MHz; Duty Cycle: 1:1

Medium parameters used (interpolated): $f = 2535$ MHz; $\sigma = 1.907$ S/m; $\epsilon_r = 39.761$; $\rho = 1000$ kg/m³

Phantom section: Left Section

DASY5 Configuration:

- Probe: EX3DV4- SN3619; ConvF(6.53, 6.53, 6.53); Calibrated: 2021/08/25
- Sensor-Surface: 4mm (Mechanical Surface Detection)
- Electronics: DAE4 Sn1211; Calibrated: 2022/03/01
- Phantom: Twin SAM; Type: QD000P40CD; Serial: TP:1744
- Measurement SW: DASY52, Version 52.10 (4); SEMCAD X Version 14.6.14 (7501)

Head Left Cheek/LTE Band 7 50%RB Mid/Area Scan (101x101x1): Interpolated grid: dx=1.000 mm, dy=1.000 mm

Maximum value of SAR (interpolated) = 0.341 W/kg

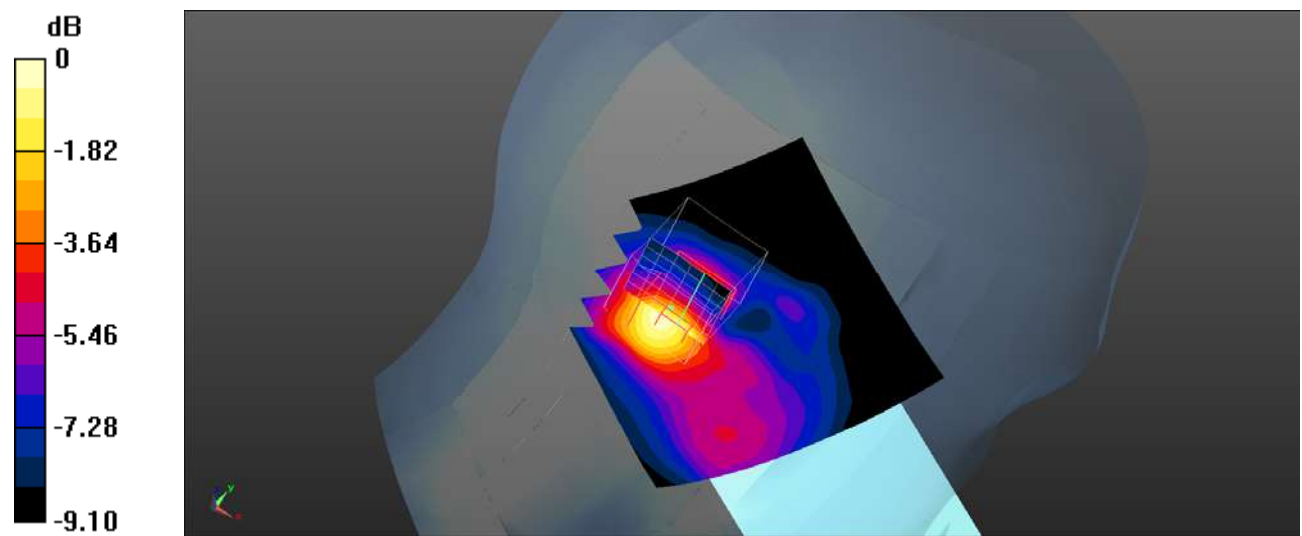
Head Left Cheek/LTE Band 7 50%RB Mid/Zoom Scan (7x7x7)/Cube 0: Measurement grid: dx=5mm, dy=5mm, dz=5mm

Reference Value = 6.157 V/m; Power Drift = -0.02 dB

Peak SAR (extrapolated) = 0.535 W/kg

SAR(1 g) = 0.313 W/kg; SAR(10 g) = 0.178 W/kg

Maximum value of SAR (measured) = 0.345 W/kg



0 dB = 0.345 W/kg = -4.62 dBW/kg

Plot 110#: LTE Band 7_1RB_Head Left Tilt_Mid**DUT: Mobile Phone; Type: KH7; Serial: SZNS220224-05720E-SA-S1**

Communication System: UID 0, Generic FDD-LTE (0); Frequency: 2535 MHz; Duty Cycle: 1:1

Medium parameters used (interpolated): $f = 2535$ MHz; $\sigma = 1.907$ S/m; $\epsilon_r = 39.761$; $\rho = 1000$ kg/m³

Phantom section: Left Section

DASY5 Configuration:

- Probe: EX3DV4- SN3619; ConvF(6.53, 6.53, 6.53); Calibrated: 2021/08/25
- Sensor-Surface: 4mm (Mechanical Surface Detection)
- Electronics: DAE4 Sn1211; Calibrated: 2022/03/01
- Phantom: Twin SAM; Type: QD000P40CD; Serial: TP:1744
- Measurement SW: DASY52, Version 52.10 (4); SEMCAD X Version 14.6.14 (7501)

Head Left Tilt/LTE Band 7 1RB Mid/Area Scan (101x121x1): Interpolated grid: dx=1.000 mm, dy=1.000 mm

Maximum value of SAR (interpolated) = 0.499 W/kg

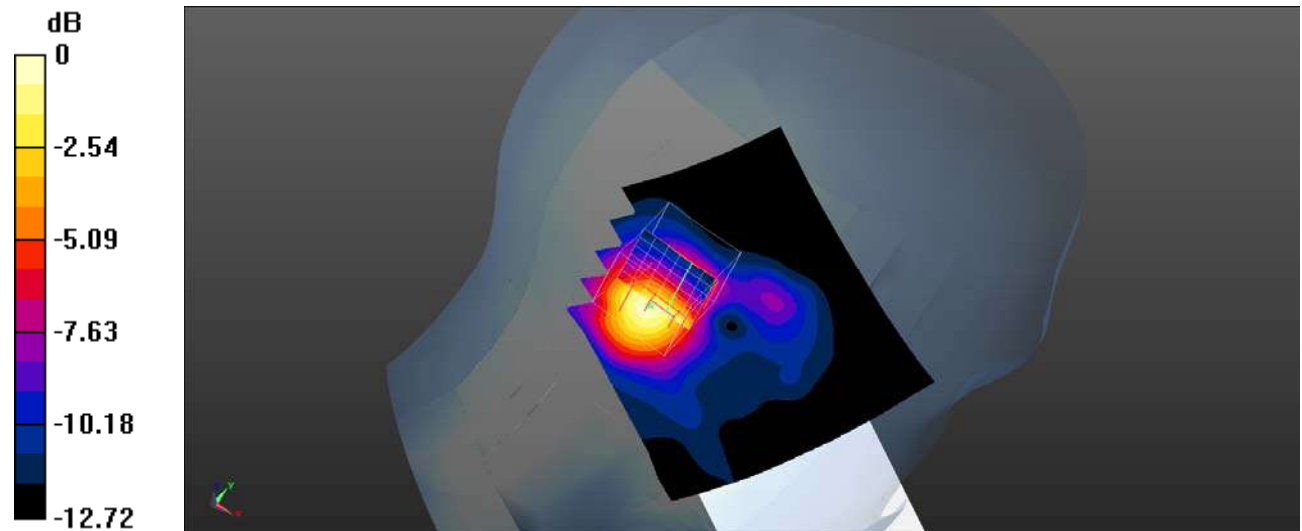
Head Left Tilt/LTE Band 7 1RB Mid/Zoom Scan (7x7x7)/Cube 0: Measurement grid: dx=5mm, dy=5mm, dz=5mm

Reference Value = 6.112 V/m; Power Drift = -0.04 dB

Peak SAR (extrapolated) = 0.847 W/kg

SAR(1 g) = 0.472 W/kg; SAR(10 g) = 0.246 W/kg

Maximum value of SAR (measured) = 0.529 W/kg



0 dB = 0.529 W/kg = -2.77 dBW/kg

Plot 111#: LTE Band 7_50%RB_Head Left Tilt_Mid**DUT: Mobile Phone; Type: KH7; Serial: SZNS220224-05720E-SA-S1**

Communication System: UID 0, Generic FDD-LTE (0); Frequency: 2535 MHz; Duty Cycle: 1:1

Medium parameters used (interpolated): $f = 2535$ MHz; $\sigma = 1.907$ S/m; $\epsilon_r = 39.761$; $\rho = 1000$ kg/m³

Phantom section: Left Section

DASY5 Configuration:

- Probe: EX3DV4- SN3619; ConvF(6.53, 6.53, 6.53); Calibrated: 2021/08/25
- Sensor-Surface: 4mm (Mechanical Surface Detection)
- Electronics: DAE4 Sn1211; Calibrated: 2022/03/01
- Phantom: Twin SAM; Type: QD000P40CD; Serial: TP:1744
- Measurement SW: DASY52, Version 52.10 (4); SEMCAD X Version 14.6.14 (7501)

Head Left Tilt/LTE Band 7 50%RB Mid/Area Scan (101x101x1): Interpolated grid: dx=1.000 mm, dy=1.000 mm

Maximum value of SAR (interpolated) = 0.441 W/kg

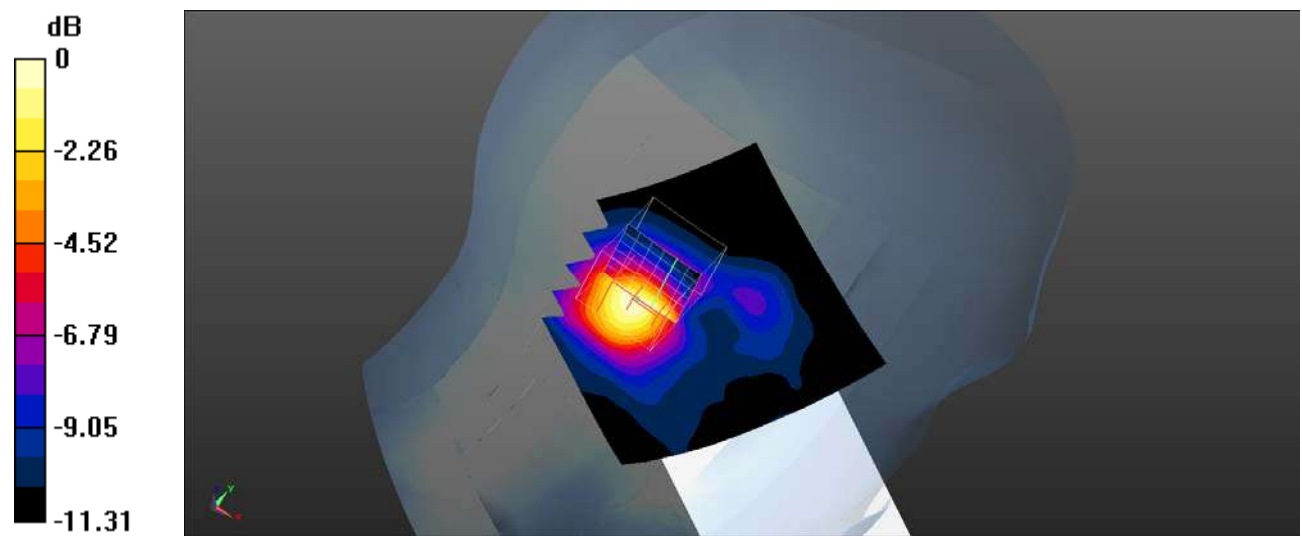
Head Left Tilt/LTE Band 7 50%RB Mid/Zoom Scan (7x7x7)/Cube 0: Measurement grid: dx=5mm, dy=5mm, dz=5mm

Reference Value = 5.874 V/m; Power Drift = -0.01 dB

Peak SAR (extrapolated) = 0.722 W/kg

SAR(1 g) = 0.398 W/kg; SAR(10 g) = 0.213 W/kg

Maximum value of SAR (measured) = 0.440 W/kg



0 dB = 0.440 W/kg = -3.57 dBW/kg

Plot 112#: LTE Band 7_1RB_Head Right Cheek_Mid**DUT: Mobile Phone; Type: KH7; Serial: SZNS220224-05720E-SA-S1**

Communication System: UID 0, Generic FDD-LTE (0); Frequency: 2535 MHz; Duty Cycle: 1:1

Medium parameters used (interpolated): $f = 2535$ MHz; $\sigma = 1.907$ S/m; $\epsilon_r = 39.761$; $\rho = 1000$ kg/m³

Phantom section: Right Section

DASY5 Configuration:

- Probe: EX3DV4- SN3619; ConvF(6.53, 6.53, 6.53); Calibrated: 2021/08/25
- Sensor-Surface: 4mm (Mechanical Surface Detection)
- Electronics: DAE4 Sn1211; Calibrated: 2022/03/01
- Phantom: Twin SAM; Type: QD000P40CD; Serial: TP:1744
- Measurement SW: DASY52, Version 52.10 (4); SEMCAD X Version 14.6.14 (7501)

Head Right Cheek/LTE Band 7 1RB Mid/Area Scan (101x121x1): Interpolated grid: dx=1.000 mm, dy=1.000 mm

Maximum value of SAR (interpolated) = 0.828 W/kg

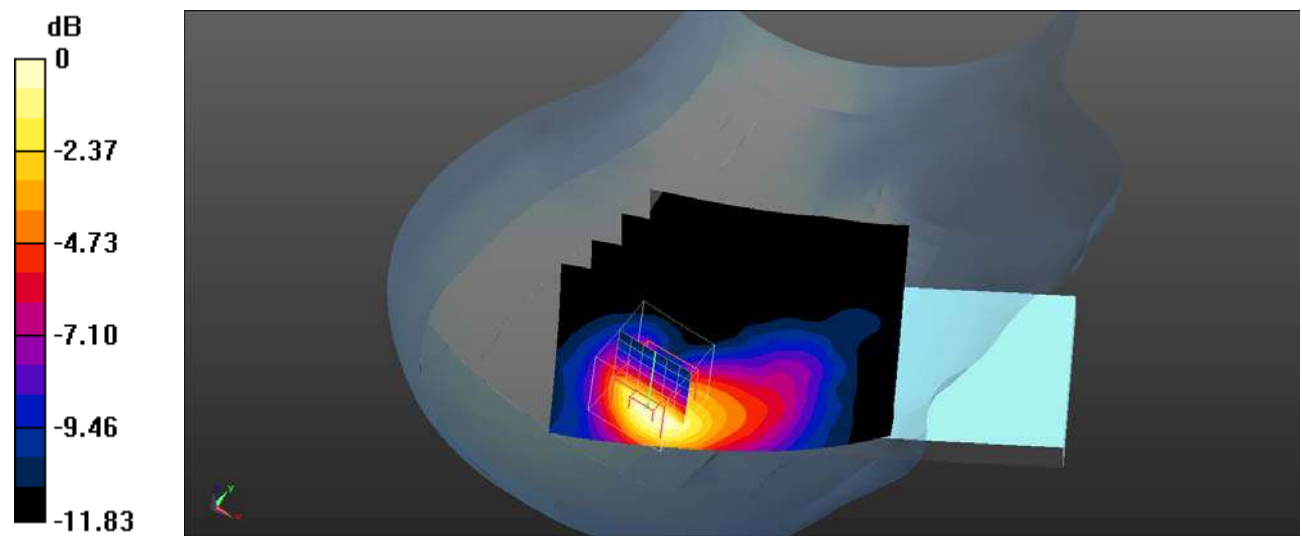
Head Right Cheek/LTE Band 7 1RB Mid/Zoom Scan (7x7x7)/Cube 0: Measurement grid: dx=5mm, dy=5mm, dz=5mm

Reference Value = 6.246 V/m; Power Drift = -0.10 dB

Peak SAR (extrapolated) = 1.51 W/kg

SAR(1 g) = 0.711 W/kg; SAR(10 g) = 0.374 W/kg

Maximum value of SAR (measured) = 0.830 W/kg



0 dB = 0.830 W/kg = -0.81 dBW/kg

Plot 113#: LTE Band 7_50%RB_Head Right Cheek_Mid**DUT: Mobile Phone; Type: KH7; Serial: SZNS220224-05720E-SA-S1**

Communication System: UID 0, Generic FDD-LTE (0); Frequency: 2535 MHz; Duty Cycle: 1:1

Medium parameters used (interpolated): $f = 2535$ MHz; $\sigma = 1.907$ S/m; $\epsilon_r = 39.761$; $\rho = 1000$ kg/m³

Phantom section: Right Section

DASY5 Configuration:

- Probe: EX3DV4- SN3619; ConvF(6.53, 6.53, 6.53); Calibrated: 2021/08/25
- Sensor-Surface: 4mm (Mechanical Surface Detection)
- Electronics: DAE4 Sn1211; Calibrated: 2022/03/01
- Phantom: Twin SAM; Type: QD000P40CD; Serial: TP:1744
- Measurement SW: DASY52, Version 52.10 (4); SEMCAD X Version 14.6.14 (7501)

Head Right Cheek/LTE Band 7 50%RB Mid/Area Scan (101x121x1): Interpolated grid: dx=1.000 mm, dy=1.000 mm

Maximum value of SAR (interpolated) = 0.697 W/kg

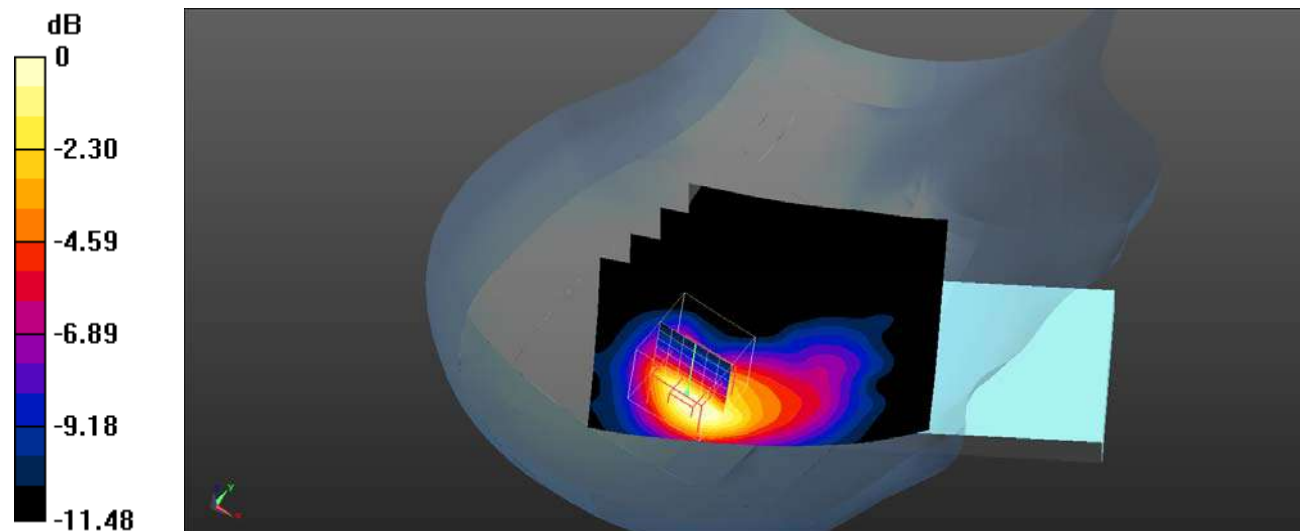
Head Right Cheek/LTE Band 7 50%RB Mid/Zoom Scan (7x7x7)/Cube 0: Measurement grid: dx=5mm, dy=5mm, dz=5mm

Reference Value = 4.513 V/m; Power Drift = -0.04 dB

Peak SAR (extrapolated) = 1.30 W/kg

SAR(1 g) = 0.511 W/kg; SAR(10 g) = 0.265 W/kg

Maximum value of SAR (measured) = 0.620 W/kg



0 dB = 0.620 W/kg = -2.08 dBW/kg

Plot 114#: LTE Band 7_1RB_Head Right Tilt_Low**DUT: Mobile Phone; Type: KH7; Serial: SZNS220224-05720E-SA-S1**

Communication System: UID 0, Generic FDD-LTE (0); Frequency: 2510 MHz; Duty Cycle: 1:1

Medium parameters used (interpolated): $f = 2510$ MHz; $\sigma = 1.873$ S/m; $\epsilon_r = 39.637$; $\rho = 1000$ kg/m³

Phantom section: Right Section

DASY5 Configuration:

- Probe: EX3DV4- SN3619; ConvF(6.53, 6.53, 6.53); Calibrated: 2021/08/25
- Sensor-Surface: 4mm (Mechanical Surface Detection)
- Electronics: DAE4 Sn1211; Calibrated: 2022/03/01
- Phantom: Twin SAM; Type: QD000P40CD; Serial: TP:1744
- Measurement SW: DASY52, Version 52.10 (4); SEMCAD X Version 14.6.14 (7501)

Head Right Tilt/LTE Band 7 1RB Low/Area Scan (101x101x1): Interpolated grid: dx=1.000 mm, dy=1.000 mm

Maximum value of SAR (interpolated) = 1.06 W/kg

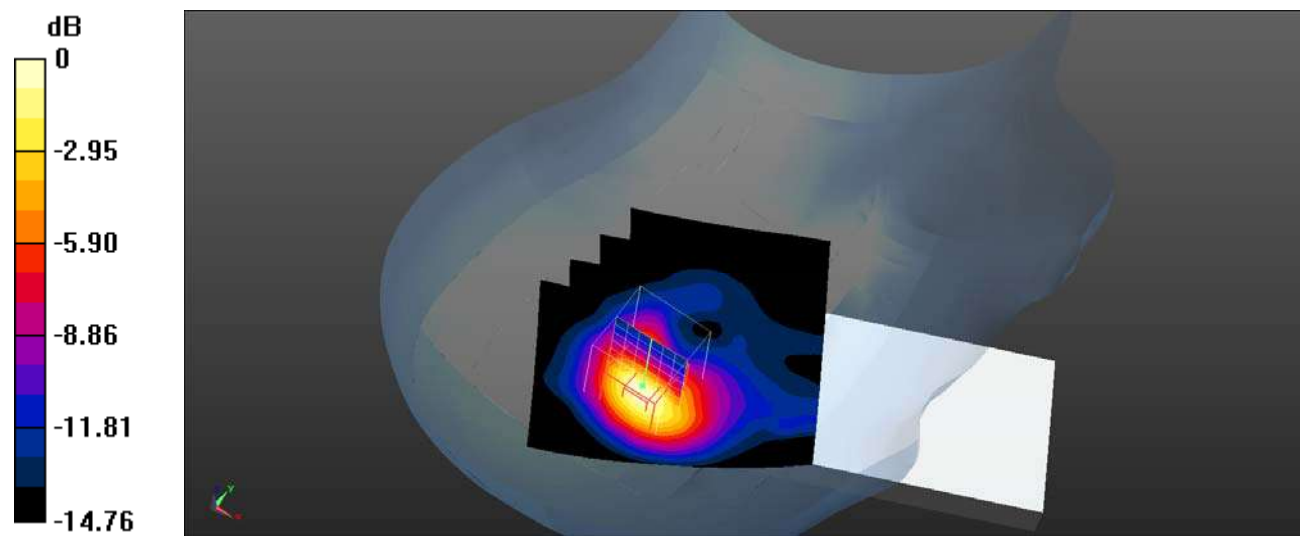
Head Right Tilt/LTE Band 7 1RB Low/Zoom Scan (7x7x7)/Cube 0: Measurement grid: dx=5mm, dy=5mm, dz=5mm

Reference Value = 4.636 V/m; Power Drift = -0.05 dB

Peak SAR (extrapolated) = 1.92 W/kg

SAR(1 g) = 0.932 W/kg; SAR(10 g) = 0.447 W/kg

Maximum value of SAR (measured) = 1.04 W/kg



0 dB = 1.04 W/kg = 0.17 dBW/kg

Plot 115#: LTE Band 7_1RB_Head Right Tilt_Mid**DUT: Mobile Phone; Type: KH7; Serial: SZNS220224-05720E-SA-S1**

Communication System: UID 0, Generic FDD-LTE (0); Frequency: 2535 MHz; Duty Cycle: 1:1

Medium parameters used (interpolated): $f = 2535$ MHz; $\sigma = 1.907$ S/m; $\epsilon_r = 39.761$; $\rho = 1000$ kg/m³

Phantom section: Right Section

DASY5 Configuration:

- Probe: EX3DV4- SN3619; ConvF(6.53, 6.53, 6.53); Calibrated: 2021/08/25
- Sensor-Surface: 4mm (Mechanical Surface Detection)
- Electronics: DAE4 Sn1211; Calibrated: 2022/03/01
- Phantom: Twin SAM; Type: QD000P40CD; Serial: TP:1744
- Measurement SW: DASY52, Version 52.10 (4); SEMCAD X Version 14.6.14 (7501)

Head Right Tilt/LTE Band 7 1RB Mid/Area Scan (101x101x1): Interpolated grid: dx=1.000 mm, dy=1.000 mm

Maximum value of SAR (interpolated) = 1.02 W/kg

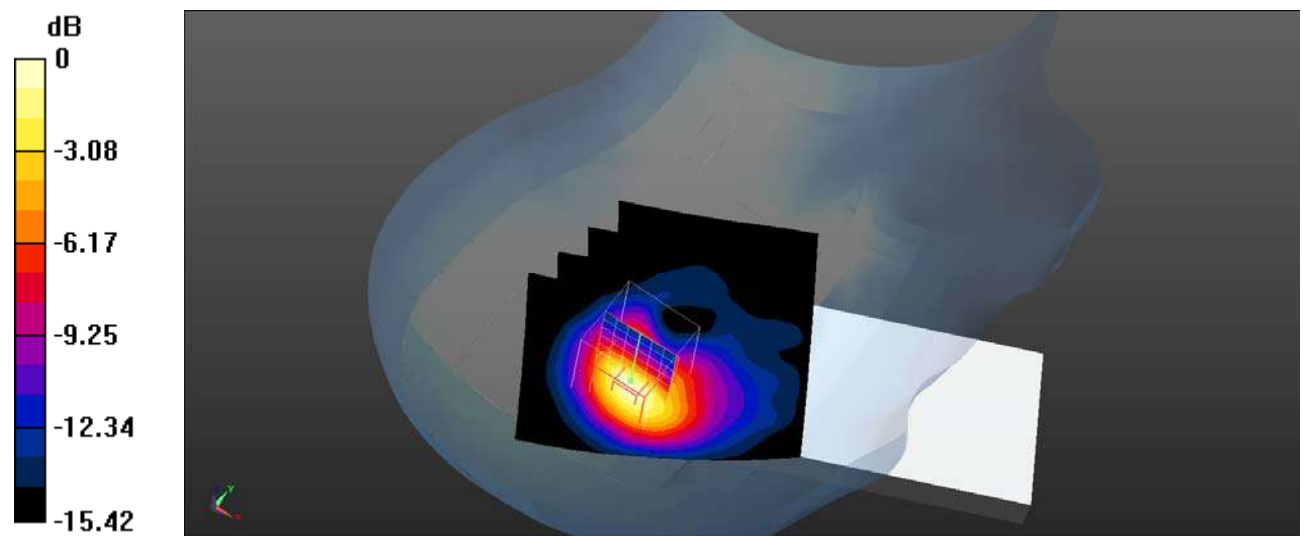
Head Right Tilt/LTE Band 7 1RB Mid/Zoom Scan (7x7x7)/Cube 0: Measurement grid: dx=5mm, dy=5mm, dz=5mm

Reference Value = 3.848 V/m; Power Drift = 0.06 dB

Peak SAR (extrapolated) = 1.90 W/kg

SAR(1 g) = 0.919 W/kg; SAR(10 g) = 0.439 W/kg

Maximum value of SAR (measured) = 1.03 W/kg



0 dB = 1.03 W/kg = 0.13 dBW/kg

Plot 116#: LTE Band 7_1RB_Head Right Tilt_High**DUT: Mobile Phone; Type: KH7; Serial: SZNS220224-05720E-SA-S1**

Communication System: UID 0, Generic FDD-LTE (0); Frequency: 2560 MHz; Duty Cycle: 1:1

Medium parameters used (interpolated): $f = 2560$ MHz; $\sigma = 1.943$ S/m; $\epsilon_r = 39.545$; $\rho = 1000$ kg/m³

Phantom section: Right Section

DASY5 Configuration:

- Probe: EX3DV4- SN3619; ConvF(6.53, 6.53, 6.53); Calibrated: 2021/08/25
- Sensor-Surface: 4mm (Mechanical Surface Detection)
- Electronics: DAE4 Sn1211; Calibrated: 2022/03/01
- Phantom: Twin SAM; Type: QD000P40CD; Serial: TP:1744
- Measurement SW: DASY52, Version 52.10 (4); SEMCAD X Version 14.6.14 (7501)

Head Right Tilt/LTE Band 7 1RB High/Area Scan (101x101x1): Interpolated grid: dx=1.000 mm, dy=1.000 mm

Maximum value of SAR (interpolated) = 0.991 W/kg

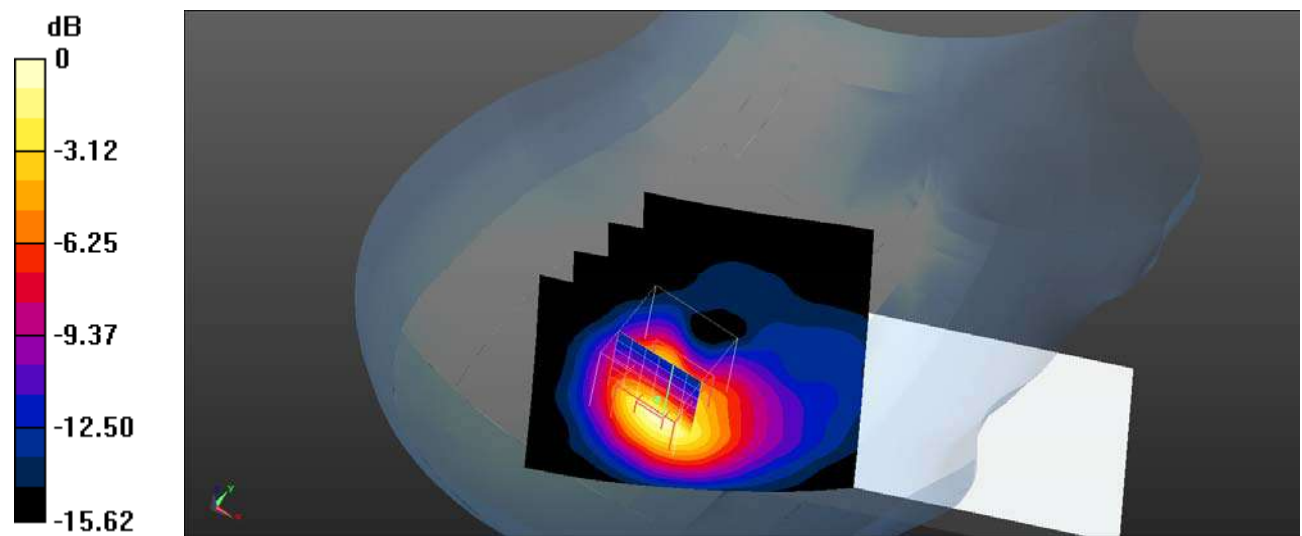
Head Right Tilt/LTE Band 7 1RB High/Zoom Scan (7x7x7)/Cube 0: Measurement grid: dx=5mm, dy=5mm, dz=5mm

Reference Value = 3.443 V/m; Power Drift = -0.05 dB

Peak SAR (extrapolated) = 1.87 W/kg

SAR(1 g) = 0.895 W/kg; SAR(10 g) = 0.426 W/kg

Maximum value of SAR (measured) = 0.988 W/kg



0 dB = 0.988 W/kg = -0.05 dBW/kg

Plot 117#: LTE Band 7_50%RB_Head Right Tilt_Mid**DUT: Mobile Phone; Type: KH7; Serial: SZNS220224-05720E-SA-S1**

Communication System: UID 0, Generic FDD-LTE (0); Frequency: 2535 MHz; Duty Cycle: 1:1

Medium parameters used (interpolated): $f = 2535$ MHz; $\sigma = 1.907$ S/m; $\epsilon_r = 39.761$; $\rho = 1000$ kg/m³

Phantom section: Right Section

DASY5 Configuration:

- Probe: EX3DV4- SN3619; ConvF(6.53, 6.53, 6.53); Calibrated: 2021/08/25
- Sensor-Surface: 4mm (Mechanical Surface Detection)
- Electronics: DAE4 Sn1211; Calibrated: 2022/03/01
- Phantom: Twin SAM; Type: QD000P40CD; Serial: TP:1744
- Measurement SW: DASY52, Version 52.10 (4); SEMCAD X Version 14.6.14 (7501)

Head Right Tilt/LTE Band 7 50%RB Mid/Area Scan (101x101x1): Interpolated grid: dx=1.000 mm, dy=1.000 mm

Maximum value of SAR (interpolated) = 0.817 W/kg

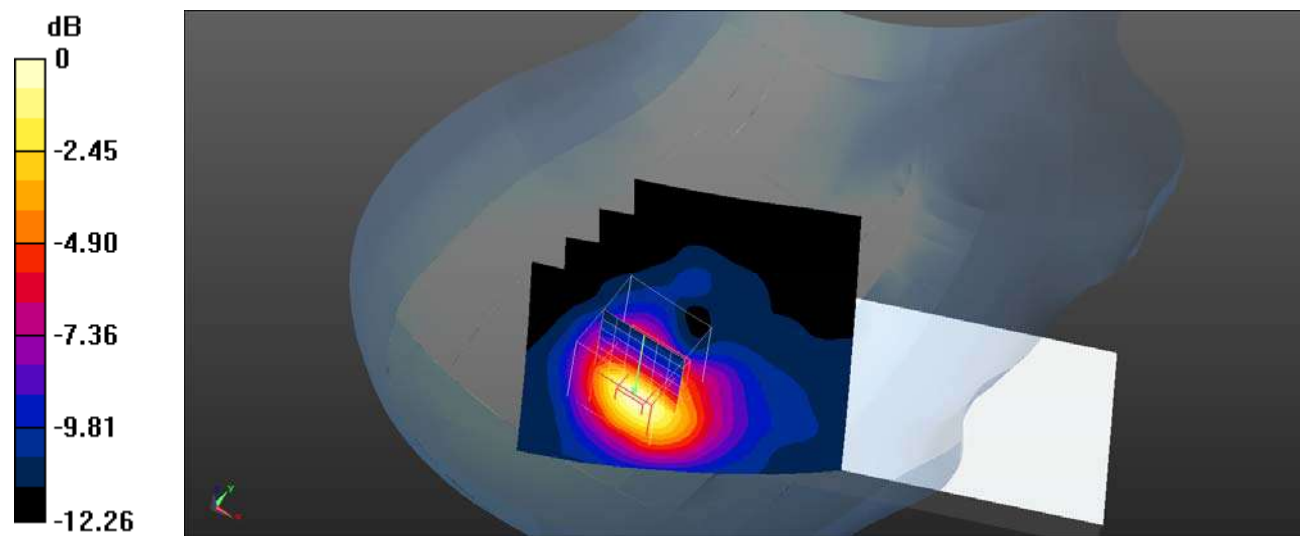
Head Right Tilt/LTE Band 7 50%RB Mid/Zoom Scan (7x7x7)/Cube 0: Measurement grid: dx=5mm, dy=5mm, dz=5mm

Reference Value = 5.643 V/m; Power Drift = -0.02 dB

Peak SAR (extrapolated) = 1.56 W/kg

SAR(1 g) = 0.755 W/kg; SAR(10 g) = 0.377 W/kg

Maximum value of SAR (measured) = 0.845 W/kg



0 dB = 0.845 W/kg = -0.73 dBW/kg

Plot 118#: LTE Band 7_100%RB_Head Right Tilt_Mid**DUT: Mobile Phone; Type: KH7; Serial: SZNS220224-05720E-SA-S1**

Communication System: UID 0, Generic FDD-LTE (0); Frequency: 2535 MHz; Duty Cycle: 1:1

Medium parameters used (interpolated): $f = 2535$ MHz; $\sigma = 1.907$ S/m; $\epsilon_r = 39.761$; $\rho = 1000$ kg/m³

Phantom section: Right Section

DASY5 Configuration:

- Probe: EX3DV4- SN3619; ConvF(6.53, 6.53, 6.53); Calibrated: 2021/08/25
- Sensor-Surface: 4mm (Mechanical Surface Detection)
- Electronics: DAE4 Sn1211; Calibrated: 2022/03/01
- Phantom: Twin SAM; Type: QD000P40CD; Serial: TP:1744
- Measurement SW: DASY52, Version 52.10 (4); SEMCAD X Version 14.6.14 (7501)

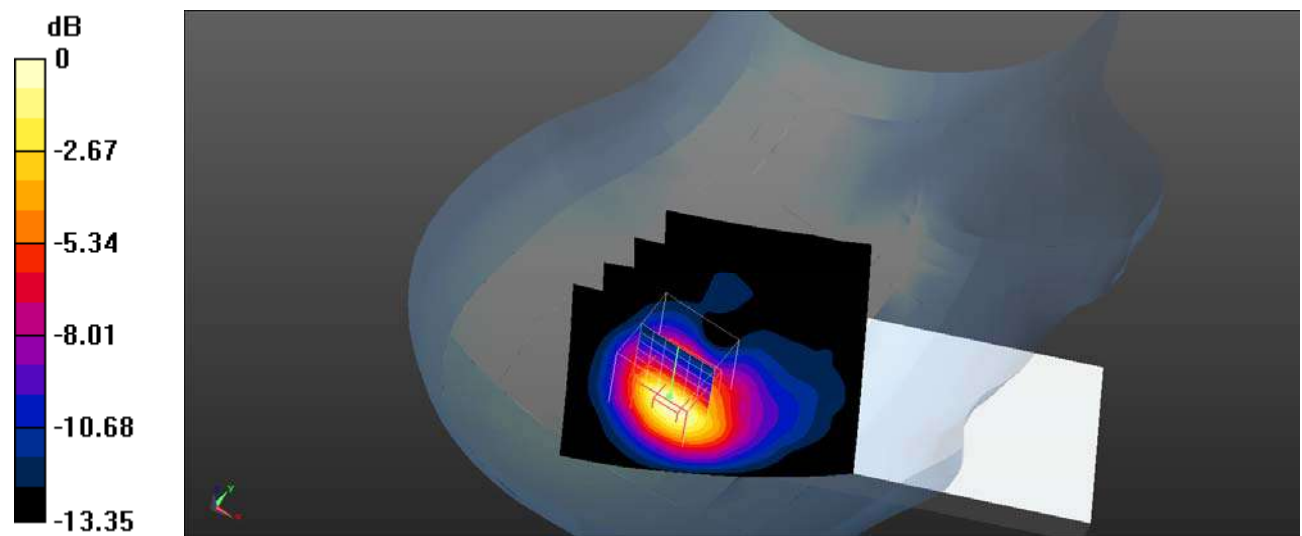
Head Right Tilt/LTE Band 7 100%RB Mid/Area Scan (101x101x1): Interpolated grid: dx=1.000 mm, dy=1.000 mm
Maximum value of SAR (interpolated) = 0.770 W/kg**Head Right Tilt/LTE Band 7 100%RB Mid/Zoom Scan (7x7x7)/Cube 0:** Measurement grid: dx=5mm, dy=5mm, dz=5mm

Reference Value = 3.933 V/m; Power Drift = -0.06 dB

Peak SAR (extrapolated) = 1.39 W/kg

SAR(1 g) = 0.677 W/kg; SAR(10 g) = 0.332 W/kg

Maximum value of SAR (measured) = 0.752 W/kg



0 dB = 0.752 W/kg = -1.24 dBW/kg

Plot 119#: LTE Band 7_1RB_Body Front_Mid**DUT: Mobile Phone; Type: KH7; Serial: SZNS220224-05720E-SA-S1**

Communication System: UID 0, Generic FDD-LTE (0); Frequency: 2535 MHz; Duty Cycle: 1:1

Medium parameters used (interpolated): $f = 2535$ MHz; $\sigma = 1.907$ S/m; $\epsilon_r = 39.761$; $\rho = 1000$ kg/m³

Phantom section: Flat Section

DASY5 Configuration:

- Probe: EX3DV4- SN3619; ConvF(6.53, 6.53, 6.53); Calibrated: 2021/08/25
- Sensor-Surface: 4mm (Mechanical Surface Detection)
- Electronics: DAE4 Sn1211; Calibrated: 2022/03/01
- Phantom: Twin SAM; Type: QD000P40CD; Serial: TP:1744
- Measurement SW: DASY52, Version 52.10 (4); SEMCAD X Version 14.6.14 (7501)

Body Front/LTE Band 7 1RB Mid/Area Scan (101x121x1): Interpolated grid: dx=1.000 mm, dy=1.000 mm

Maximum value of SAR (interpolated) = 0.109 W/kg

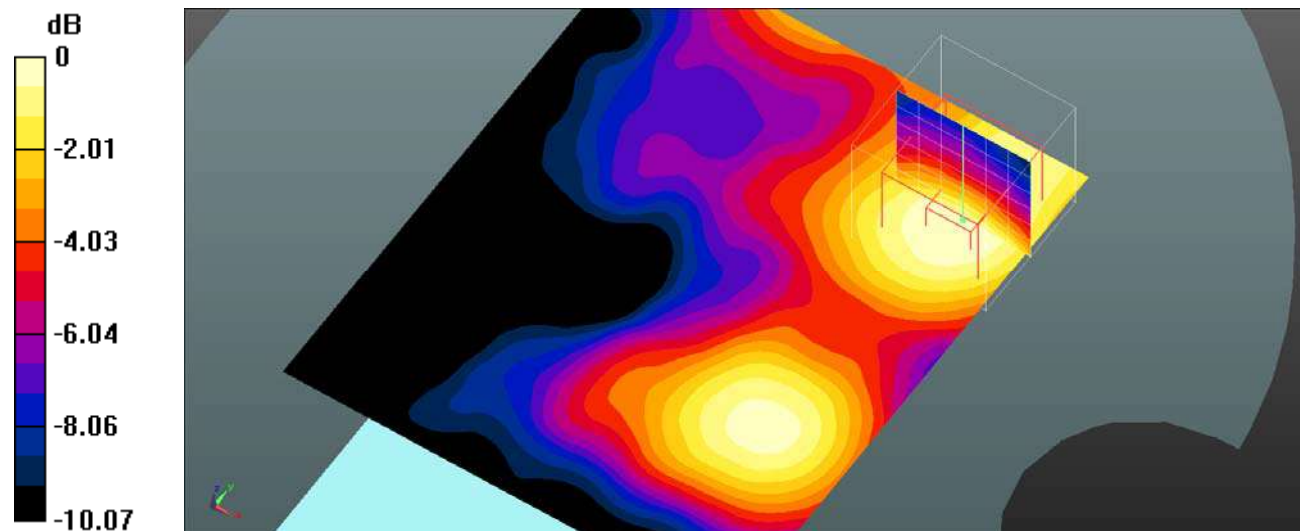
Body Front/LTE Band 7 1RB Mid/Zoom Scan (7x7x7)/Cube 0: Measurement grid: dx=5mm, dy=5mm, dz=5mm

Reference Value = 1.844 V/m; Power Drift = 0.09 dB

Peak SAR (extrapolated) = 0.155 W/kg

SAR(1 g) = 0.099 W/kg; SAR(10 g) = 0.063 W/kg

Maximum value of SAR (measured) = 0.105 W/kg



0 dB = 0.105 W/kg = -9.79 dBW/kg

Plot 120#: LTE Band 7_50%RB_Body Front_Mid**DUT: Mobile Phone; Type: KH7; Serial: SZNS220224-05720E-SA-S1**

Communication System: UID 0, Generic FDD-LTE (0); Frequency: 2535 MHz; Duty Cycle: 1:1

Medium parameters used (interpolated): $f = 2535$ MHz; $\sigma = 1.907$ S/m; $\epsilon_r = 39.761$; $\rho = 1000$ kg/m³

Phantom section: Flat Section

DASY5 Configuration:

- Probe: EX3DV4- SN3619; ConvF(6.53, 6.53, 6.53); Calibrated: 2021/08/25
- Sensor-Surface: 4mm (Mechanical Surface Detection)
- Electronics: DAE4 Sn1211; Calibrated: 2022/03/01
- Phantom: Twin SAM; Type: QD000P40CD; Serial: TP:1744
- Measurement SW: DASY52, Version 52.10 (4); SEMCAD X Version 14.6.14 (7501)

Body Front/LTE Band 7 50%RB Mid/Area Scan (101x121x1): Interpolated grid: dx=1.000 mm, dy=1.000 mm

Maximum value of SAR (interpolated) = 0.104 W/kg

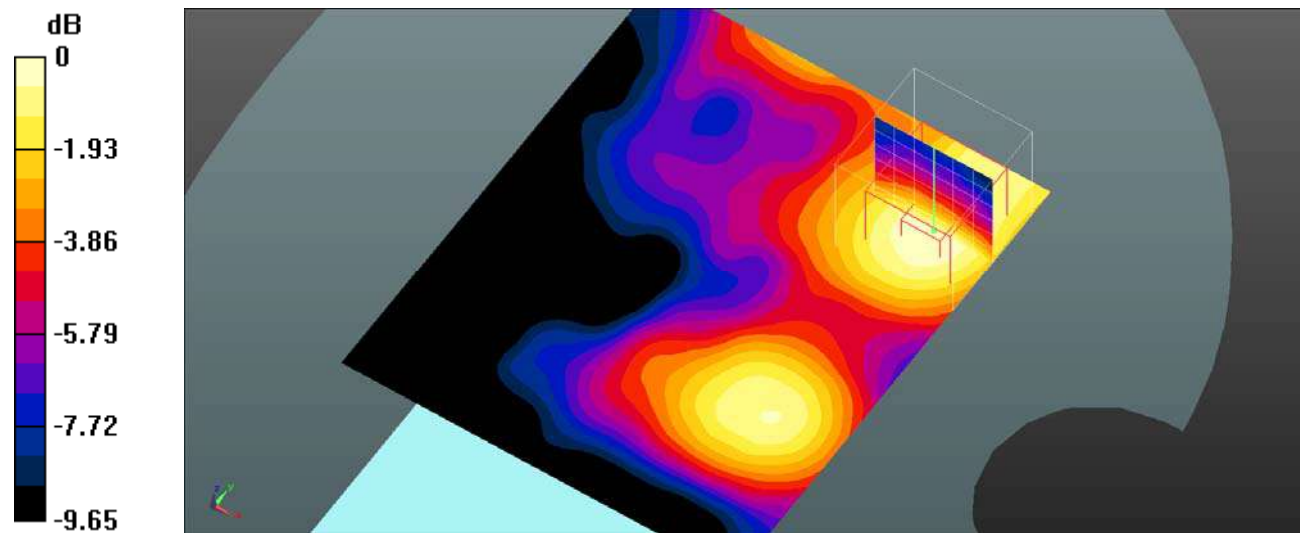
Body Front/LTE Band 7 50%RB Mid/Zoom Scan (7x7x7)/Cube 0: Measurement grid: dx=5mm, dy=5mm, dz=5mm

Reference Value = 2.157 V/m; Power Drift = 0.10 dB

Peak SAR (extrapolated) = 0.151 W/kg

SAR(1 g) = 0.097 W/kg; SAR(10 g) = 0.063 W/kg

Maximum value of SAR (measured) = 0.104 W/kg



0 dB = 0.104 W/kg = -9.83 dBW/kg

Plot 121#: LTE Band 7_1RB_Body Back_Mid**DUT: Mobile Phone; Type: KH7; Serial: SZNS220224-05720E-SA-S1**

Communication System: UID 0, Generic FDD-LTE (0); Frequency: 2535 MHz; Duty Cycle: 1:1

Medium parameters used (interpolated): $f = 2535$ MHz; $\sigma = 1.907$ S/m; $\epsilon_r = 39.761$; $\rho = 1000$ kg/m³

Phantom section: Flat Section

DASY5 Configuration:

- Probe: EX3DV4- SN3619; ConvF(6.53, 6.53, 6.53); Calibrated: 2021/08/25
- Sensor-Surface: 4mm (Mechanical Surface Detection)
- Electronics: DAE4 Sn1211; Calibrated: 2022/03/01
- Phantom: Twin SAM; Type: QD000P40CD; Serial: TP:1744
- Measurement SW: DASY52, Version 52.10 (4); SEMCAD X Version 14.6.14 (7501)

Body Back/LTE Band 7 1RB Mid/Area Scan (101x121x1): Interpolated grid: dx=1.000 mm, dy=1.000 mm

Maximum value of SAR (interpolated) = 0.633 W/kg

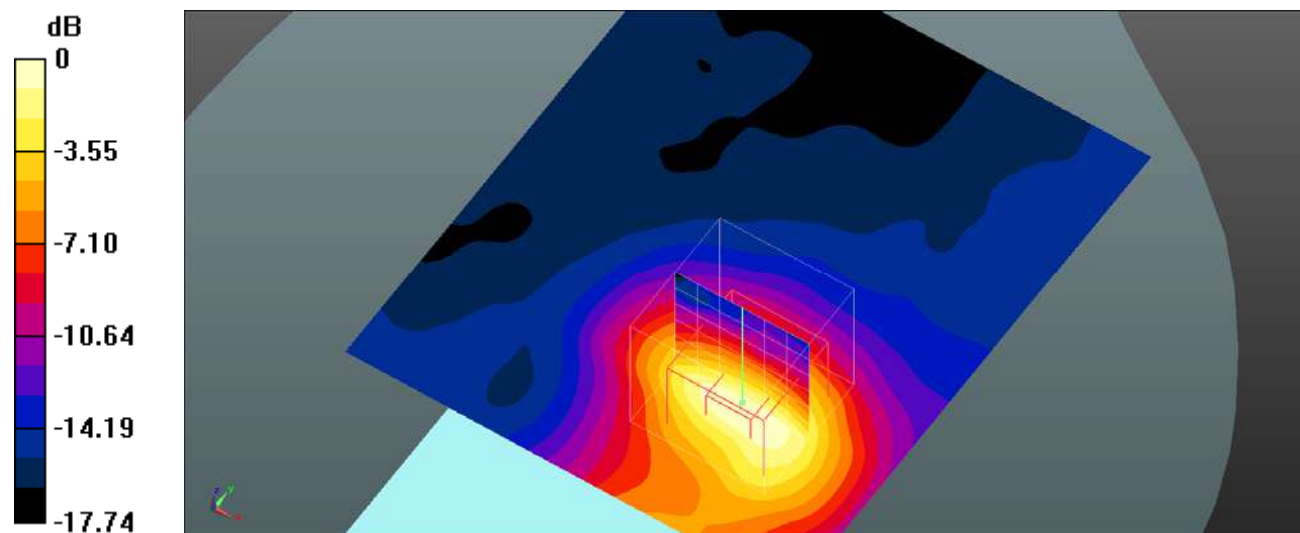
Body Back/LTE Band 7 1RB Mid/Zoom Scan (7x7x7)/Cube 0: Measurement grid: dx=5mm, dy=5mm, dz=5mm

Reference Value = 7.048 V/m; Power Drift = -0.08 dB

Peak SAR (extrapolated) = 1.07 W/kg

SAR(1 g) = 0.555 W/kg; SAR(10 g) = 0.268 W/kg

Maximum value of SAR (measured) = 0.624 W/kg



0 dB = 0.624 W/kg = -2.05 dBW/kg

Plot 122#: LTE Band 7_50%RB_Body Back_Mid**DUT: Mobile Phone; Type: KH7; Serial: SZNS220224-05720E-SA-S1**

Communication System: UID 0, Generic FDD-LTE (0); Frequency: 2535 MHz; Duty Cycle: 1:1

Medium parameters used (interpolated): $f = 2535$ MHz; $\sigma = 1.907$ S/m; $\epsilon_r = 39.761$; $\rho = 1000$ kg/m³

Phantom section: Flat Section

DASY5 Configuration:

- Probe: EX3DV4- SN3619; ConvF(6.53, 6.53, 6.53); Calibrated: 2021/08/25
- Sensor-Surface: 4mm (Mechanical Surface Detection)
- Electronics: DAE4 Sn1211; Calibrated: 2022/03/01
- Phantom: Twin SAM; Type: QD000P40CD; Serial: TP:1744
- Measurement SW: DASY52, Version 52.10 (4); SEMCAD X Version 14.6.14 (7501)

Body Back/LTE Band 7 50%RB Mid/Area Scan (101x121x1): Interpolated grid: dx=1.000 mm, dy=1.000 mm

Maximum value of SAR (interpolated) = 0.538 W/kg

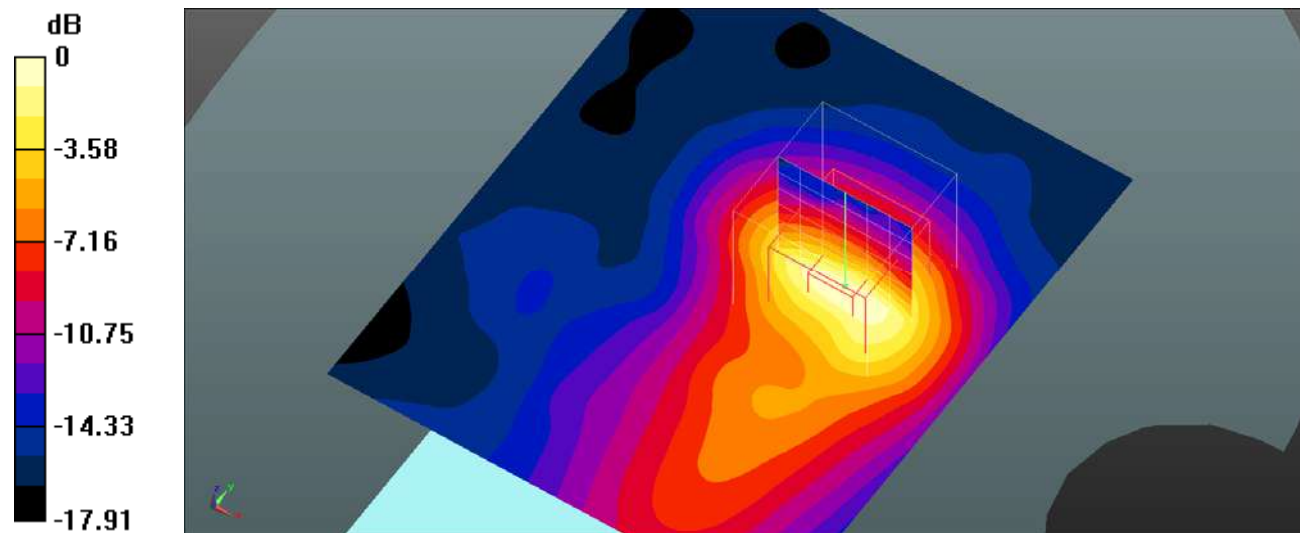
Body Back/LTE Band 7 50%RB Mid/Zoom Scan (7x7x7)/Cube 0: Measurement grid: dx=5mm, dy=5mm, dz=5mm

Reference Value = 6.110 V/m; Power Drift = -0.18 dB

Peak SAR (extrapolated) = 0.876 W/kg

SAR(1 g) = 0.467 W/kg; SAR(10 g) = 0.226 W/kg

Maximum value of SAR (measured) = 0.531 W/kg



0 dB = 0.531 W/kg = -2.75 dBW/kg

Plot 123#: LTE Band 7_1RB_Body Left_Mid**DUT: Mobile Phone; Type: KH7; Serial: SZNS220224-05720E-SA-S1**

Communication System: UID 0, Generic FDD-LTE (0); Frequency: 2535 MHz; Duty Cycle: 1:1

Medium parameters used (interpolated): $f = 2535$ MHz; $\sigma = 1.907$ S/m; $\epsilon_r = 39.761$; $\rho = 1000$ kg/m³

Phantom section: Flat Section

DASY5 Configuration:

- Probe: EX3DV4- SN3619; ConvF(6.53, 6.53, 6.53); Calibrated: 2021/08/25
- Sensor-Surface: 4mm (Mechanical Surface Detection)
- Electronics: DAE4 Sn1211; Calibrated: 2022/03/01
- Phantom: Twin SAM; Type: QD000P40CD; Serial: TP:1744
- Measurement SW: DASY52, Version 52.10 (4); SEMCAD X Version 14.6.14 (7501)

Body Left/LTE Band 7 1RB Mid/Area Scan (101x131x1): Interpolated grid: dx=1.000 mm, dy=1.000 mm

Maximum value of SAR (interpolated) = 0.242 W/kg

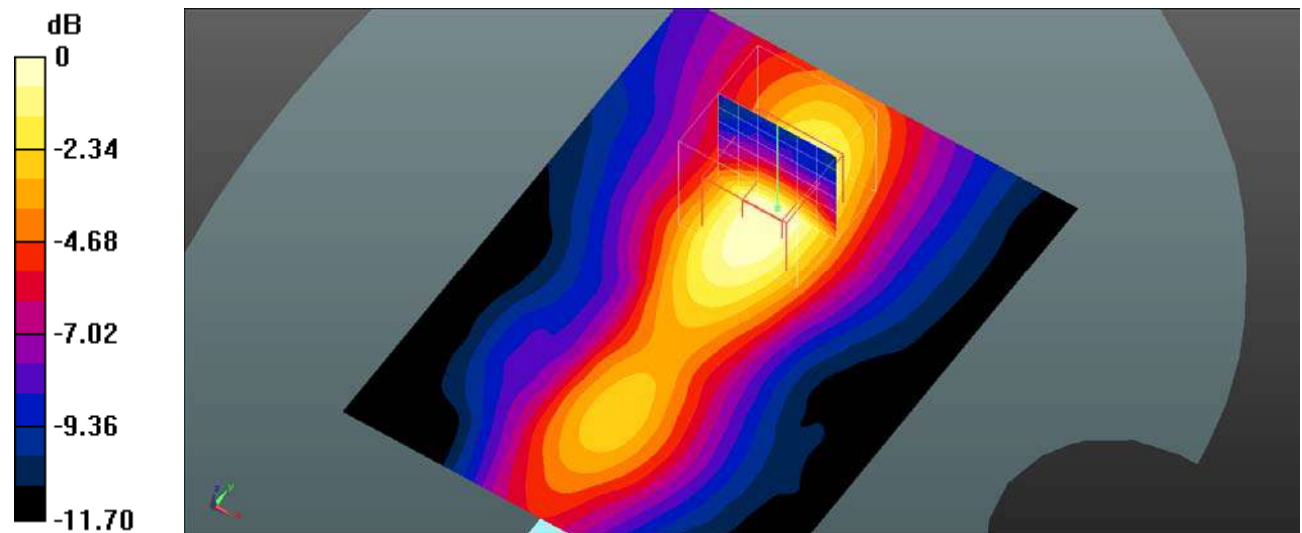
Body Left/LTE Band 7 1RB Mid/Zoom Scan (7x7x7)/Cube 0: Measurement grid: dx=5mm, dy=5mm, dz=5mm

Reference Value = 8.306 V/m; Power Drift = -0.11 dB

Peak SAR (extrapolated) = 0.421 W/kg

SAR(1 g) = 0.221 W/kg; SAR(10 g) = 0.124 W/kg

Maximum value of SAR (measured) = 0.239 W/kg



0 dB = 0.239 W/kg = -6.22 dBW/kg

Plot 124#: LTE Band 7_50%RB_Body Left_Mid**DUT: Mobile Phone; Type: KH7; Serial: SZNS220224-05720E-SA-S1**

Communication System: UID 0, Generic FDD-LTE (0); Frequency: 2535 MHz; Duty Cycle: 1:1

Medium parameters used (interpolated): $f = 2535$ MHz; $\sigma = 1.907$ S/m; $\epsilon_r = 39.761$; $\rho = 1000$ kg/m³

Phantom section: Flat Section

DASY5 Configuration:

- Probe: EX3DV4- SN3619; ConvF(6.53, 6.53, 6.53); Calibrated: 2021/08/25
- Sensor-Surface: 4mm (Mechanical Surface Detection)
- Electronics: DAE4 Sn1211; Calibrated: 2022/03/01
- Phantom: Twin SAM; Type: QD000P40CD; Serial: TP:1744
- Measurement SW: DASY52, Version 52.10 (4); SEMCAD X Version 14.6.14 (7501)

Body Left/LTE Band 7 50%RB Mid/Area Scan (101x111x1): Interpolated grid: dx=1.000 mm, dy=1.000 mm

Maximum value of SAR (interpolated) = 0.206 W/kg

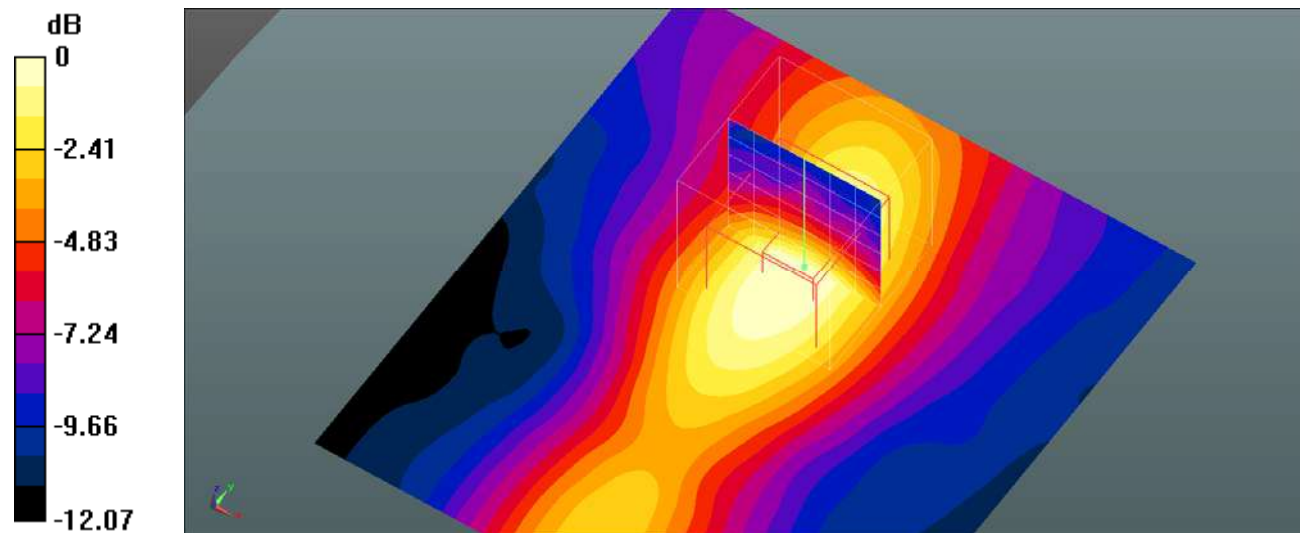
Body Left/LTE Band 7 50%RB Mid/Zoom Scan (7x7x7)/Cube 0: Measurement grid: dx=5mm, dy=5mm, dz=5mm

Reference Value = 7.773 V/m; Power Drift = -0.01 dB

Peak SAR (extrapolated) = 0.348 W/kg

SAR(1 g) = 0.187 W/kg; SAR(10 g) = 0.106 W/kg

Maximum value of SAR (measured) = 0.203 W/kg



0 dB = 0.203 W/kg = -6.93 dBW/kg

Plot 125#: LTE Band 7_1RB_Body Top_Mid**DUT: Mobile Phone; Type: KH7; Serial: SZNS220224-05720E-SA-S1**

Communication System: UID 0, Generic FDD-LTE (0); Frequency: 2535 MHz; Duty Cycle: 1:1

Medium parameters used (interpolated): $f = 2535$ MHz; $\sigma = 1.907$ S/m; $\epsilon_r = 39.761$; $\rho = 1000$ kg/m³

Phantom section: Flat Section

DASY5 Configuration:

- Probe: EX3DV4- SN3619; ConvF(6.53, 6.53, 6.53); Calibrated: 2021/08/25
- Sensor-Surface: 4mm (Mechanical Surface Detection)
- Electronics: DAE4 Sn1211; Calibrated: 2022/03/01
- Phantom: Twin SAM; Type: QD000P40CD; Serial: TP:1744
- Measurement SW: DASY52, Version 52.10 (4); SEMCAD X Version 14.6.14 (7501)

Body Top/LTE Band 7 1RB Mid/Area Scan (101x111x1): Interpolated grid: dx=1.000 mm, dy=1.000 mm

Maximum value of SAR (interpolated) = 0.574 W/kg

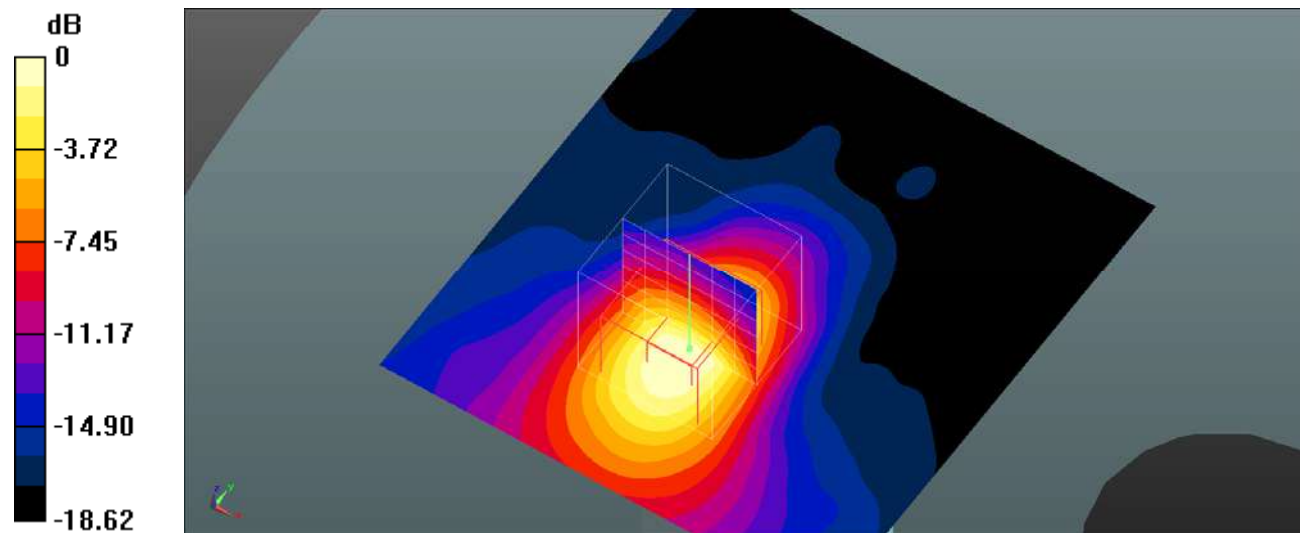
Body Top/LTE Band 7 1RB Mid/Zoom Scan (7x7x7)/Cube 0: Measurement grid: dx=5mm, dy=5mm, dz=5mm

Reference Value = 7.569 V/m; Power Drift = 0.01 dB

Peak SAR (extrapolated) = 0.906 W/kg

SAR(1 g) = 0.465 W/kg; SAR(10 g) = 0.223 W/kg

Maximum value of SAR (measured) = 0.523 W/kg



0 dB = 0.523 W/kg = -2.81 dBW/kg

Plot 126#: LTE Band 7_50%RB_Body Top_Mid**DUT: Mobile Phone; Type: KH7; Serial: SZNS220224-05720E-SA-S1**

Communication System: UID 0, Generic FDD-LTE (0); Frequency: 2535 MHz; Duty Cycle: 1:1

Medium parameters used (interpolated): $f = 2535$ MHz; $\sigma = 1.907$ S/m; $\epsilon_r = 39.761$; $\rho = 1000$ kg/m³

Phantom section: Flat Section

DASY5 Configuration:

- Probe: EX3DV4- SN3619; ConvF(6.53, 6.53, 6.53); Calibrated: 2021/08/25
- Sensor-Surface: 4mm (Mechanical Surface Detection)
- Electronics: DAE4 Sn1211; Calibrated: 2022/03/01
- Phantom: Twin SAM; Type: QD000P40CD; Serial: TP:1744
- Measurement SW: DASY52, Version 52.10 (4); SEMCAD X Version 14.6.14 (7501)

Body Top/LTE Band 7 50%RB Mid/Area Scan (101x111x1): Interpolated grid: dx=1.000 mm, dy=1.000 mm

Maximum value of SAR (interpolated) = 0.463 W/kg

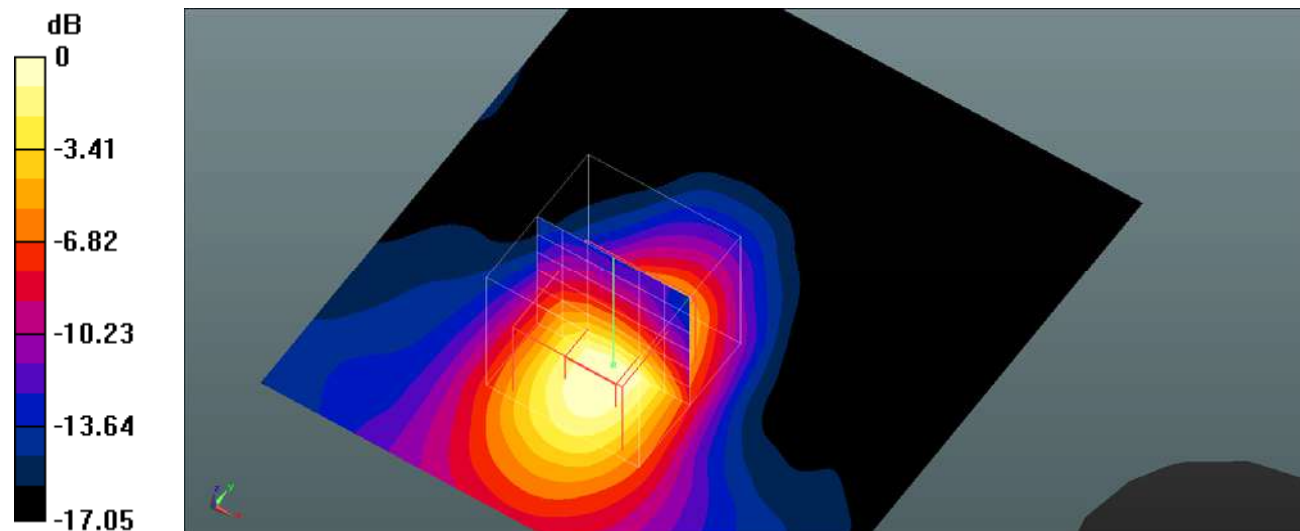
Body Top/LTE Band 7 50%RB Mid/Zoom Scan (7x7x7)/Cube 0: Measurement grid: dx=5mm, dy=5mm, dz=5mm

Reference Value = 6.834 V/m; Power Drift = 0.06 dB

Peak SAR (extrapolated) = 0.746 W/kg

SAR(1 g) = 0.383 W/kg; SAR(10 g) = 0.183 W/kg

Maximum value of SAR (measured) = 0.435 W/kg



0 dB = 0.435 W/kg = -3.62 dBW/kg

Plot 127#: LTE Band 12_1RB_Head Left Cheek_Mid**DUT: Mobile Phone; Type: KH7; Serial: SZNS220224-05720E-SA-S1**

Communication System: UID 0, Generic FDD-LTE (0); Frequency: 707.5 MHz; Duty Cycle: 1:1

Medium parameters used (interpolated): $f = 707.5$ MHz; $\sigma = 0.871$ S/m; $\epsilon_r = 42.714$; $\rho = 1000$ kg/m³

Phantom section: Left Section

DASY5 Configuration:

- Probe: EX3DV4- SN3619; ConvF(8.63, 8.63, 8.63); Calibrated: 2021/08/25
- Sensor-Surface: 4mm (Mechanical Surface Detection)
- Electronics: DAE4 Sn1211; Calibrated: 2022/03/01
- Phantom: Twin SAM; Type: QD000P40CD; Serial: TP:1744
- Measurement SW: DASY52, Version 52.10 (4); SEMCAD X Version 14.6.14 (7501)

Head Left Cheek/LTE Band 12 1RB Mid/Area Scan (71x91x1): Interpolated grid: $dx=1.500$ mm, $dy=1.500$ mm

Maximum value of SAR (interpolated) = 0.489 W/kg

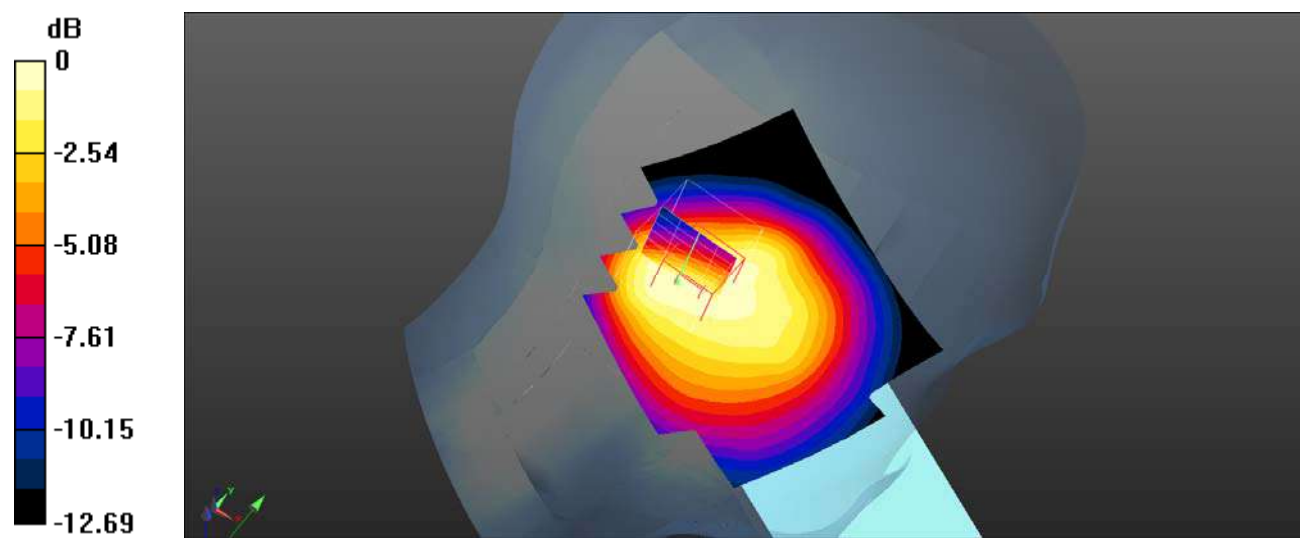
Head Left Cheek/LTE Band 12 1RB Mid/Zoom Scan (5x5x7)/Cube 0: Measurement grid: $dx=8$ mm, $dy=8$ mm, $dz=5$ mm

Reference Value = 21.94 V/m; Power Drift = -0.03 dB

Peak SAR (extrapolated) = 0.662 W/kg

SAR(1 g) = 0.424 W/kg; SAR(10 g) = 0.282 W/kg

Maximum value of SAR (measured) = 0.429 W/kg



0 dB = 0.429 W/kg = -3.68 dBW/kg

Plot 128#: LTE Band 12_50%RB_Head Left Cheek_Mid**DUT: Mobile Phone; Type: KH7; Serial: SZNS220224-05720E-SA-S1**

Communication System: UID 0, Generic FDD-LTE (0); Frequency: 707.5 MHz; Duty Cycle: 1:1

Medium parameters used (interpolated): $f = 707.5$ MHz; $\sigma = 0.871$ S/m; $\epsilon_r = 42.714$; $\rho = 1000$ kg/m³

Phantom section: Left Section

DASY5 Configuration:

- Probe: EX3DV4- SN3619; ConvF(8.63, 8.63, 8.63); Calibrated: 2021/08/25
- Sensor-Surface: 4mm (Mechanical Surface Detection)
- Electronics: DAE4 Sn1211; Calibrated: 2022/03/01
- Phantom: Twin SAM; Type: QD000P40CD; Serial: TP:1744
- Measurement SW: DASY52, Version 52.10 (4); SEMCAD X Version 14.6.14 (7501)

Head Left Cheek/LTE Band 12 50%RB Mid/Area Scan (71x91x1): Interpolated grid: dx=1.500 mm, dy=1.500 mm

Maximum value of SAR (interpolated) = 0.511 W/kg

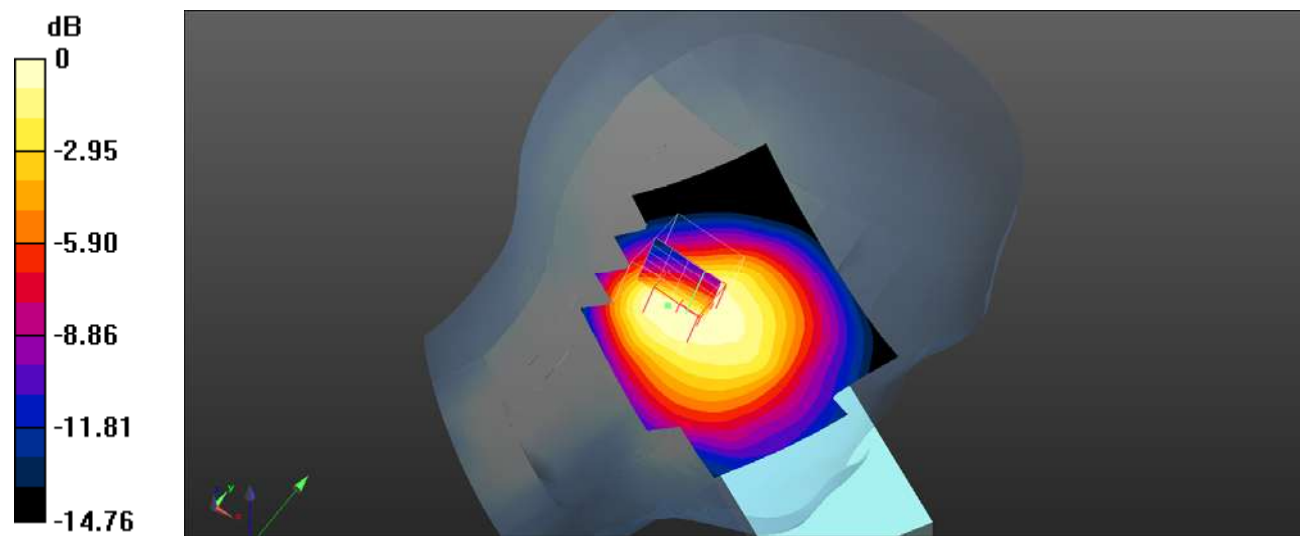
Head Left Cheek/LTE Band 12 50%RB Mid/Zoom Scan (5x5x7)/Cube 0: Measurement grid: dx=8mm, dy=8mm, dz=5mm

Reference Value = 20.86 V/m; Power Drift = -0.03 dB

Peak SAR (extrapolated) = 0.720 W/kg

SAR(1 g) = 0.435 W/kg; SAR(10 g) = 0.265 W/kg

Maximum value of SAR (measured) = 0.444 W/kg



0 dB = 0.444 W/kg = -3.53 dBW/kg

Plot 129#: LTE Band 12_1RB_Head Left Tilt_Mid**DUT: Mobile Phone; Type: KH7; Serial: SZNS220224-05720E-SA-S1**

Communication System: UID 0, Generic FDD-LTE (0); Frequency: 707.5 MHz; Duty Cycle: 1:1

Medium parameters used (interpolated): $f = 707.5$ MHz; $\sigma = 0.871$ S/m; $\epsilon_r = 42.714$; $\rho = 1000$ kg/m³

Phantom section: Left Section

DASY5 Configuration:

- Probe: EX3DV4- SN3619; ConvF(8.63, 8.63, 8.63); Calibrated: 2021/08/25
- Sensor-Surface: 4mm (Mechanical Surface Detection)
- Electronics: DAE4 Sn1211; Calibrated: 2022/03/01
- Phantom: Twin SAM; Type: QD000P40CD; Serial: TP:1744
- Measurement SW: DASY52, Version 52.10 (4); SEMCAD X Version 14.6.14 (7501)

Head Left Tilt/LTE Band 12 1RB Mid/Area Scan (71x91x1): Interpolated grid: dx=1.500 mm, dy=1.500 mm

Maximum value of SAR (interpolated) = 0.552 W/kg

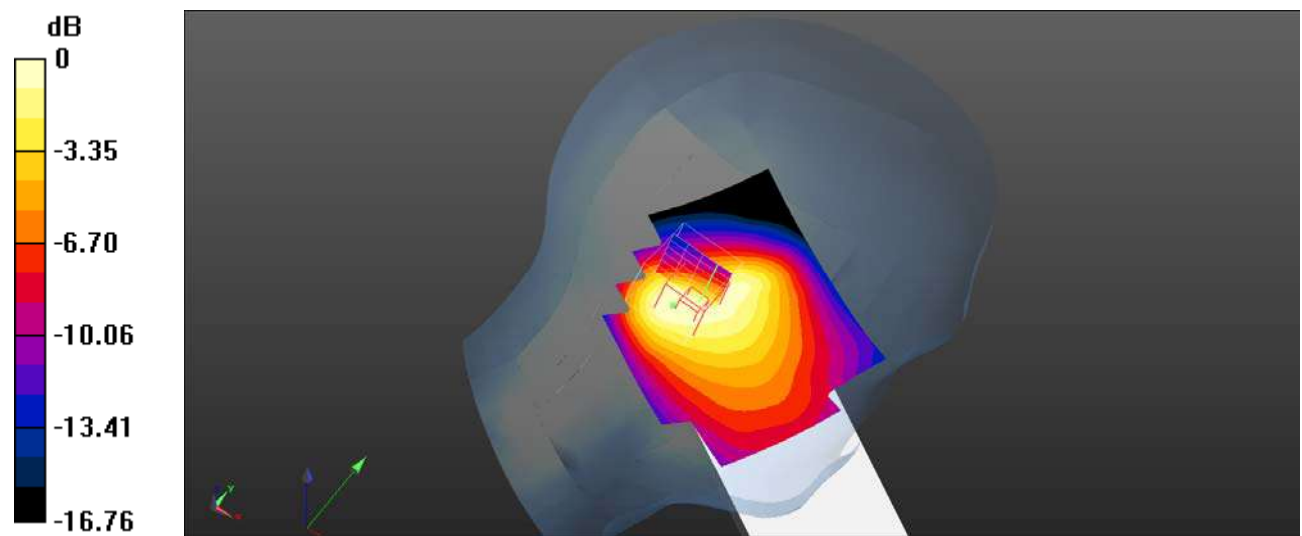
Head Left Tilt/LTE Band 12 1RB Mid/Zoom Scan (5x5x7)/Cube 0: Measurement grid: dx=8mm, dy=8mm, dz=5mm

Reference Value = 22.59 V/m; Power Drift = -0.05 dB

Peak SAR (extrapolated) = 0.811 W/kg

SAR(1 g) = 0.448 W/kg; SAR(10 g) = 0.256 W/kg

Maximum value of SAR (measured) = 0.456 W/kg



Plot 130#: LTE Band 12_50%RB_Head Left Tilt_Mid**DUT: Mobile Phone; Type: KH7; Serial: SZNS220224-05720E-SA-S1**

Communication System: UID 0, Generic FDD-LTE (0); Frequency: 707.5 MHz; Duty Cycle: 1:1

Medium parameters used (interpolated): $f = 707.5$ MHz; $\sigma = 0.871$ S/m; $\epsilon_r = 42.714$; $\rho = 1000$ kg/m³

Phantom section: Left Section

DASY5 Configuration:

- Probe: EX3DV4- SN3619; ConvF(8.63, 8.63, 8.63); Calibrated: 2021/08/25
- Sensor-Surface: 4mm (Mechanical Surface Detection)
- Electronics: DAE4 Sn1211; Calibrated: 2022/03/01
- Phantom: Twin SAM; Type: QD000P40CD; Serial: TP:1744
- Measurement SW: DASY52, Version 52.10 (4); SEMCAD X Version 14.6.14 (7501)

Head Left Tilt/LTE Band 12 50%RB Mid/Area Scan (71x91x1): Interpolated grid: dx=1.500 mm, dy=1.500 mm

Maximum value of SAR (interpolated) = 0.501 W/kg

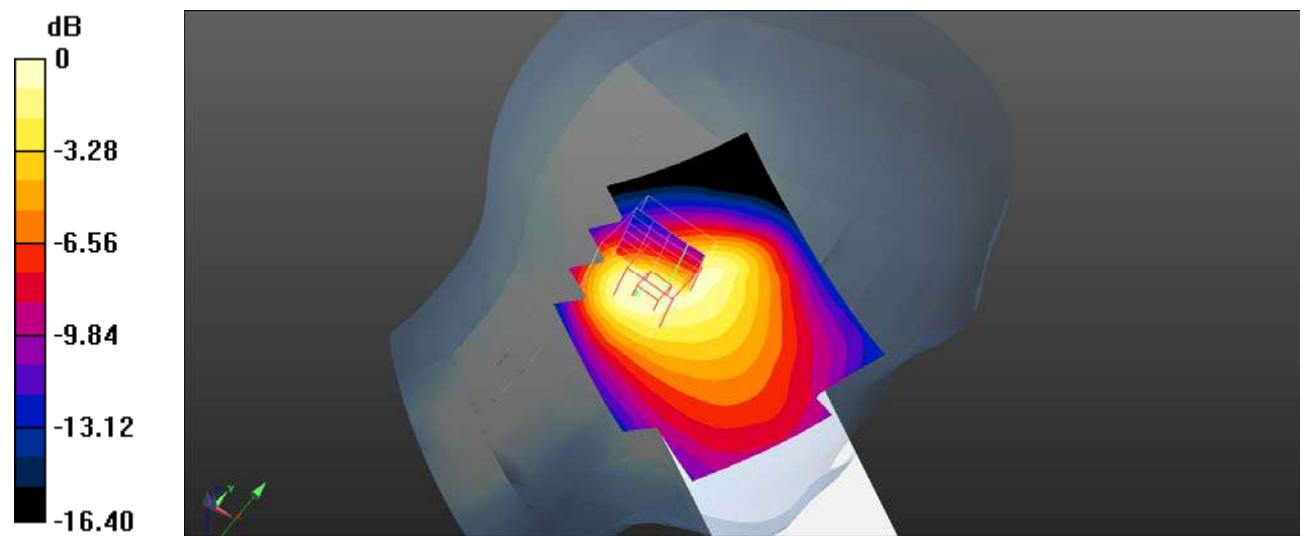
Head Left Tilt/LTE Band 12 50%RB Mid/Zoom Scan (5x5x7)/Cube 0: Measurement grid: dx=8mm, dy=8mm, dz=5mm

Reference Value = 21.08 V/m; Power Drift = -0.16 dB

Peak SAR (extrapolated) = 0.747 W/kg

SAR(1 g) = 0.401 W/kg; SAR(10 g) = 0.229 W/kg

Maximum value of SAR (measured) = 0.408 W/kg



0 dB = 0.408 W/kg = -3.89 dBW/kg

Plot 131#: LTE Band 12_1RB_Head Right Cheek_Low**DUT: Mobile Phone; Type: KH7; Serial: SZNS220224-05720E-SA-S1**

Communication System: UID 0, Generic FDD-LTE (0); Frequency: 704 MHz; Duty Cycle: 1:1

Medium parameters used (interpolated): $f = 704$ MHz; $\sigma = 0.869$ S/m; $\epsilon_r = 43.088$; $\rho = 1000$ kg/m³

Phantom section: Right Section

DASY5 Configuration:

- Probe: EX3DV4- SN3619; ConvF(8.63, 8.63, 8.63); Calibrated: 2021/08/25
- Sensor-Surface: 4mm (Mechanical Surface Detection)
- Electronics: DAE4 Sn1211; Calibrated: 2022/03/01
- Phantom: Twin SAM; Type: QD000P40CD; Serial: TP:1744
- Measurement SW: DASY52, Version 52.10 (4); SEMCAD X Version 14.6.14 (7501)

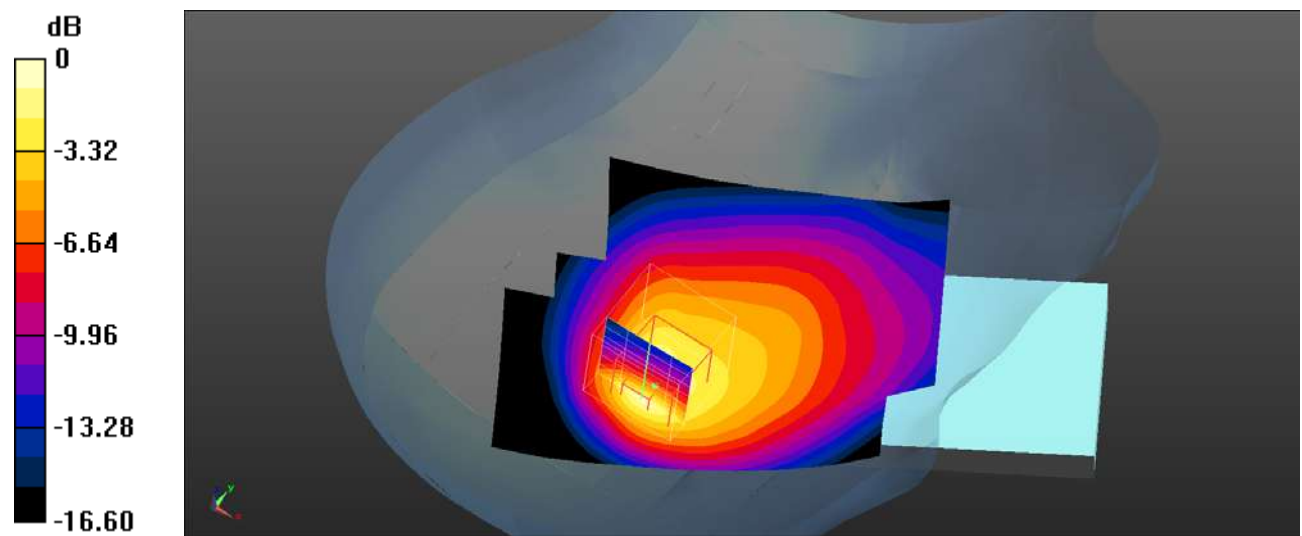
Head Right Cheek/LTE Band 12 1RB Low/Area Scan (71x91x1): Interpolated grid: dx=1.500 mm, dy=1.500 mm
Maximum value of SAR (interpolated) = 1.24 W/kg**Head Right Cheek/LTE Band 12 1RB Low/Zoom Scan (5x5x7)/Cube 0:** Measurement grid: dx=8mm, dy=8mm, dz=5mm

Reference Value = 24.49 V/m; Power Drift = -0.04 dB

Peak SAR (extrapolated) = 2.40 W/kg

SAR(1 g) = 1.01 W/kg; SAR(10 g) = 0.520 W/kg

Maximum value of SAR (measured) = 1.13 W/kg



0 dB = 1.13 W/kg = 0.53 dBW/kg

Plot 132#: LTE Band 12_1RB_Head Right Cheek_Mid**DUT: Mobile Phone; Type: KH7; Serial: SZNS220224-05720E-SA-S1**

Communication System: UID 0, Generic FDD-LTE (0); Frequency: 707.5 MHz; Duty Cycle: 1:1

Medium parameters used (interpolated): $f = 707.5$ MHz; $\sigma = 0.871$ S/m; $\epsilon_r = 42.714$; $\rho = 1000$ kg/m³

Phantom section: Right Section

DASY5 Configuration:

- Probe: EX3DV4- SN3619; ConvF(8.63, 8.63, 8.63); Calibrated: 2021/08/25
- Sensor-Surface: 4mm (Mechanical Surface Detection)
- Electronics: DAE4 Sn1211; Calibrated: 2022/03/01
- Phantom: Twin SAM; Type: QD000P40CD; Serial: TP:1744
- Measurement SW: DASY52, Version 52.10 (4); SEMCAD X Version 14.6.14 (7501)

Head Right Cheek/LTE Band 12 1RB Mid/Area Scan (71x91x1): Interpolated grid: dx=1.500 mm, dy=1.500 mm

Maximum value of SAR (interpolated) = 0.712 W/kg

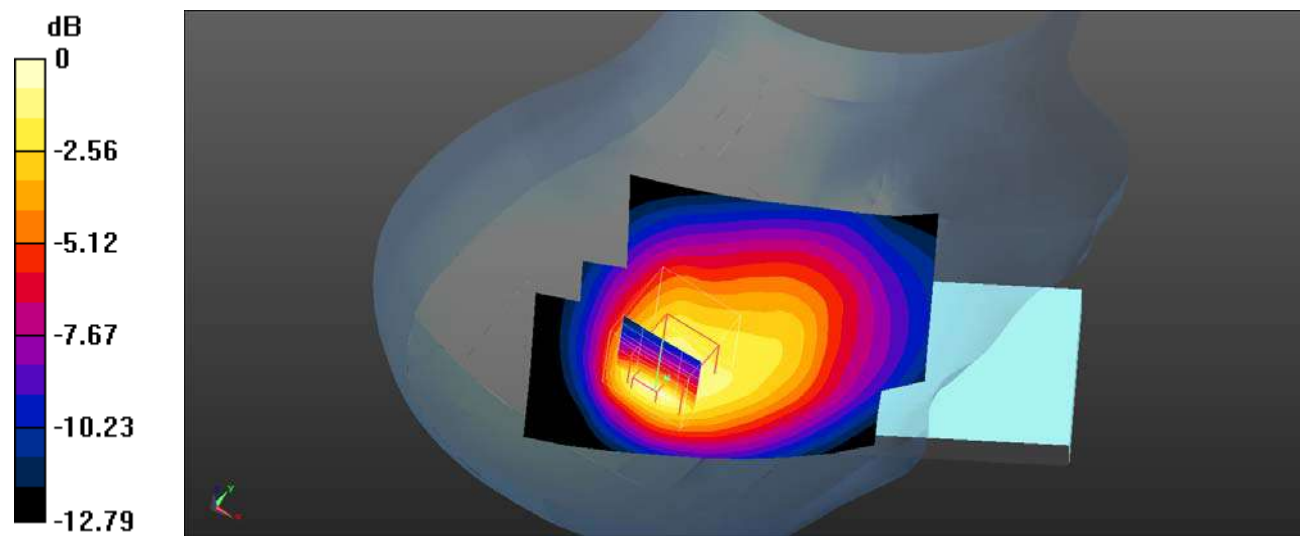
Head Right Cheek/LTE Band 12 1RB Mid/Zoom Scan (5x5x7)/Cube 0: Measurement grid: dx=8mm, dy=8mm, dz=5mm

Reference Value = 21.33 V/m; Power Drift = -0.14 dB

Peak SAR (extrapolated) = 1.27 W/kg

SAR(1 g) = 0.836 W/kg; SAR(10 g) = 0.426 W/kg

Maximum value of SAR (measured) = 0.922 W/kg



0 dB = 0.922 W/kg = -0.35 dBW/kg

Plot 133#: LTE Band 12_1RB_Head Right Cheek_High**DUT: Mobile Phone; Type: KH7; Serial: SZNS220224-05720E-SA-S1**

Communication System: UID 0, Generic FDD-LTE (0); Frequency: 711 MHz; Duty Cycle: 1:1

Medium parameters used (interpolated): $f = 711$ MHz; $\sigma = 0.879$ S/m; $\epsilon_r = 42.96$; $\rho = 1000$ kg/m³

Phantom section: Right Section

DASY5 Configuration:

- Probe: EX3DV4- SN3619; ConvF(8.63, 8.63, 8.63); Calibrated: 2021/08/25
- Sensor-Surface: 4mm (Mechanical Surface Detection)
- Electronics: DAE4 Sn1211; Calibrated: 2022/03/01
- Phantom: Twin SAM; Type: QD000P40CD; Serial: TP:1744
- Measurement SW: DASY52, Version 52.10 (4); SEMCAD X Version 14.6.14 (7501)

Head Right Cheek/LTE Band 12 1RB High/Area Scan (71x91x1): Interpolated grid: dx=1.500 mm, dy=1.500 mm

Maximum value of SAR (interpolated) = 1.32 W/kg

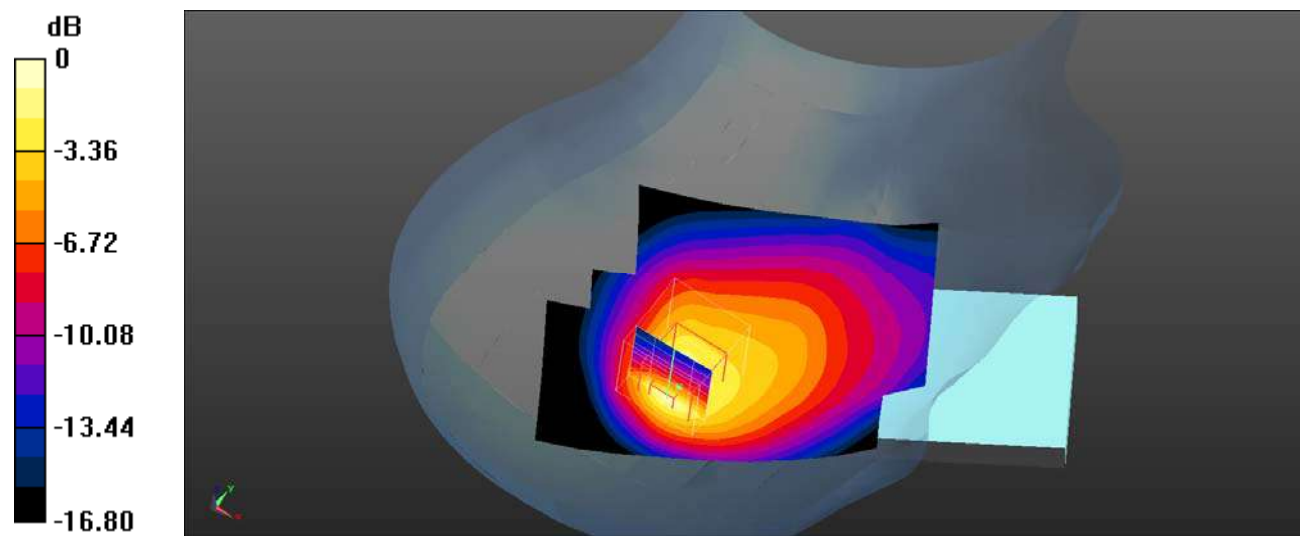
Head Right Cheek/LTE Band 12 1RB High/Zoom Scan (5x5x7)/Cube 0: Measurement grid: dx=8mm, dy=8mm, dz=5mm

Reference Value = 24.58 V/m; Power Drift = 0.08 dB

Peak SAR (extrapolated) = 2.50 W/kg

SAR(1 g) = 1.05 W/kg; SAR(10 g) = 0.535 W/kg

Maximum value of SAR (measured) = 1.18 W/kg



0 dB = 1.18 W/kg = 0.72 dBW/kg

Plot 134#: LTE Band 12_50%RB_Head Right Cheek_Low**DUT: Mobile Phone; Type: KH7; Serial: SZNS220224-05720E-SA-S1**

Communication System: UID 0, Generic FDD-LTE (0); Frequency: 704 MHz; Duty Cycle: 1:1

Medium parameters used (interpolated): $f = 704$ MHz; $\sigma = 0.869$ S/m; $\epsilon_r = 43.088$; $\rho = 1000$ kg/m³

Phantom section: Right Section

DASY5 Configuration:

- Probe: EX3DV4- SN3619; ConvF(8.63, 8.63, 8.63); Calibrated: 2021/08/25
- Sensor-Surface: 4mm (Mechanical Surface Detection)
- Electronics: DAE4 Sn1211; Calibrated: 2022/03/01
- Phantom: Twin SAM; Type: QD000P40CD; Serial: TP:1744
- Measurement SW: DASY52, Version 52.10 (4); SEMCAD X Version 14.6.14 (7501)

Head Right Cheek/LTE Band 12 50%RB Low/Area Scan (71x91x1): Interpolated grid: dx=1.500 mm, dy=1.500 mm

Maximum value of SAR (interpolated) = 1.06 W/kg

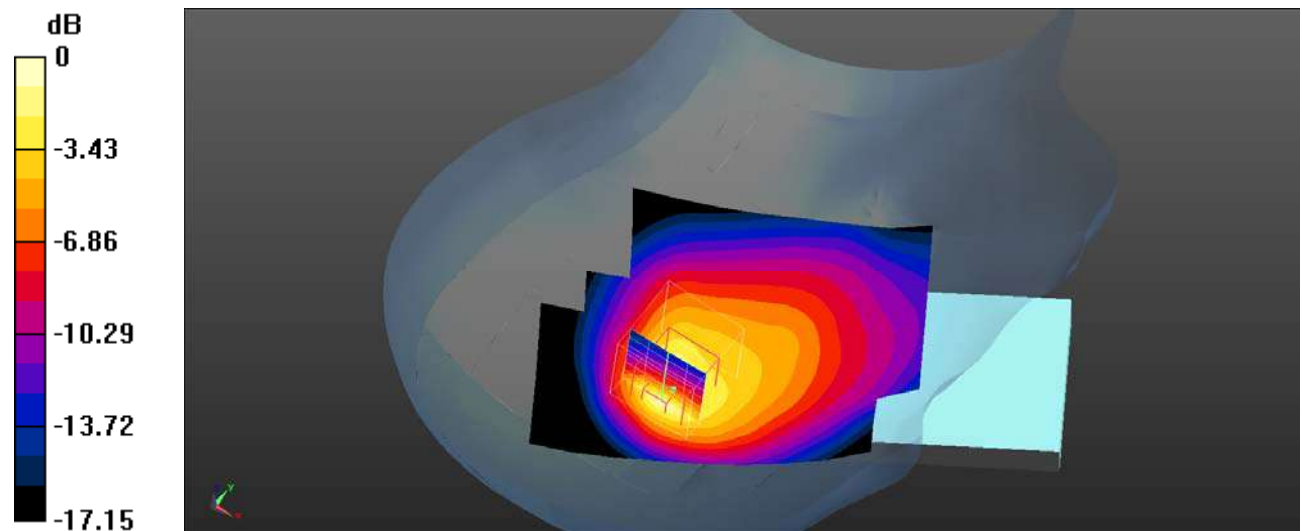
Head Right Cheek/LTE Band 12 50%RB Low/Zoom Scan (5x5x7)/Cube 0: Measurement grid: dx=8mm, dy=8mm, dz=5mm

Reference Value = 22.16 V/m; Power Drift = -0.03 dB

Peak SAR (extrapolated) = 2.05 W/kg

SAR(1 g) = 0.848 W/kg; SAR(10 g) = 0.427 W/kg

Maximum value of SAR (measured) = 0.954 W/kg



0 dB = 0.954 W/kg = -0.20 dBW/kg

Plot 135#: LTE Band 12_50%RB_Head Right Cheek_Mid**DUT: Mobile Phone; Type: KH7; Serial: SZNS220224-05720E-SA-S1**

Communication System: UID 0, Generic FDD-LTE (0); Frequency: 707.5 MHz; Duty Cycle: 1:1

Medium parameters used (interpolated): $f = 707.5$ MHz; $\sigma = 0.871$ S/m; $\epsilon_r = 42.714$; $\rho = 1000$ kg/m³

Phantom section: Right Section

DASY5 Configuration:

- Probe: EX3DV4- SN3619; ConvF(8.63, 8.63, 8.63); Calibrated: 2021/08/25
- Sensor-Surface: 4mm (Mechanical Surface Detection)
- Electronics: DAE4 Sn1211; Calibrated: 2022/03/01
- Phantom: Twin SAM; Type: QD000P40CD; Serial: TP:1744
- Measurement SW: DASY52, Version 52.10 (4); SEMCAD X Version 14.6.14 (7501)

Head Right Cheek/LTE Band 12 50%RB Mid/Area Scan (71x91x1): Interpolated grid: dx=1.500 mm, dy=1.500 mm

Maximum value of SAR (interpolated) = 1.12 W/kg

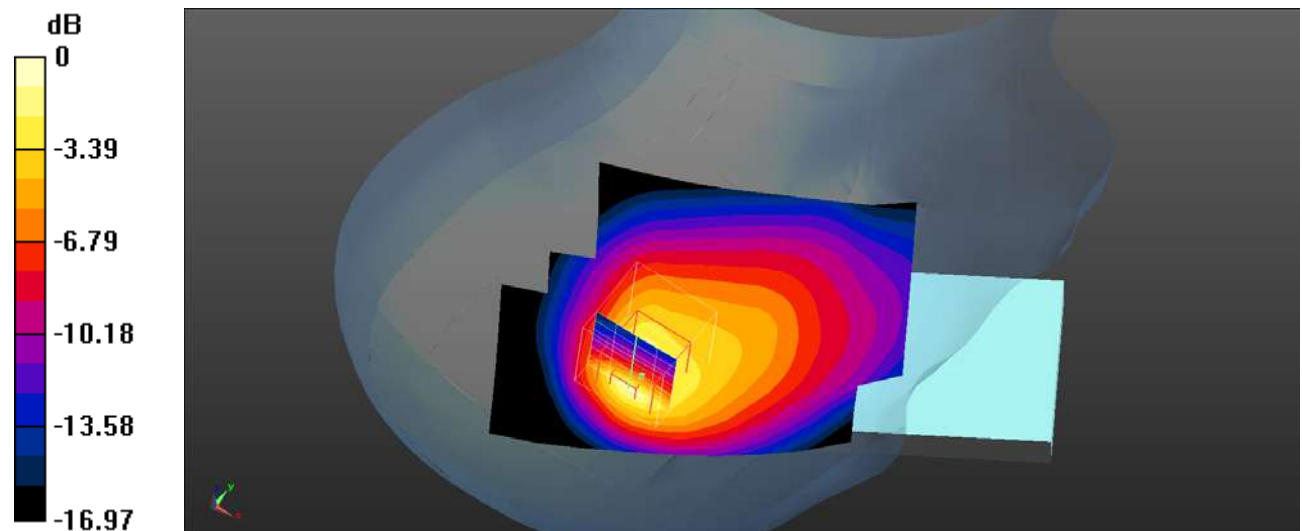
Head Right Cheek/LTE Band 12 50%RB Mid/Zoom Scan (5x5x7)/Cube 0: Measurement grid: dx=8mm, dy=8mm, dz=5mm

Reference Value = 22.57 V/m; Power Drift = 0.10 dB

Peak SAR (extrapolated) = 2.14 W/kg

SAR(1 g) = 0.892 W/kg; SAR(10 g) = 0.451 W/kg

Maximum value of SAR (measured) = 1.00 W/kg



0 dB = 1.00 W/kg = 0.00 dBW/kg

Plot 136#: LTE Band 12_50%RB_Head Right Check_High**DUT: Mobile Phone; Type: KH7; Serial: SZNS220224-05720E-SA-S1**

Communication System: UID 0, Generic FDD-LTE (0); Frequency: 711 MHz; Duty Cycle: 1:1

Medium parameters used (interpolated): $f = 711$ MHz; $\sigma = 0.879$ S/m; $\epsilon_r = 42.96$; $\rho = 1000$ kg/m³

Phantom section: Right Section

DASY5 Configuration:

- Probe: EX3DV4- SN3619; ConvF(8.63, 8.63, 8.63); Calibrated: 2021/08/25
- Sensor-Surface: 4mm (Mechanical Surface Detection)
- Electronics: DAE4 Sn1211; Calibrated: 2022/03/01
- Phantom: Twin SAM; Type: QD000P40CD; Serial: TP:1744
- Measurement SW: DASY52, Version 52.10 (4); SEMCAD X Version 14.6.14 (7501)

Head Right Check/LTE Band 12 50%RB High/Area Scan (71x91x1): Interpolated grid: dx=1.500 mm, dy=1.500 mm

Maximum value of SAR (interpolated) = 1.18 W/kg

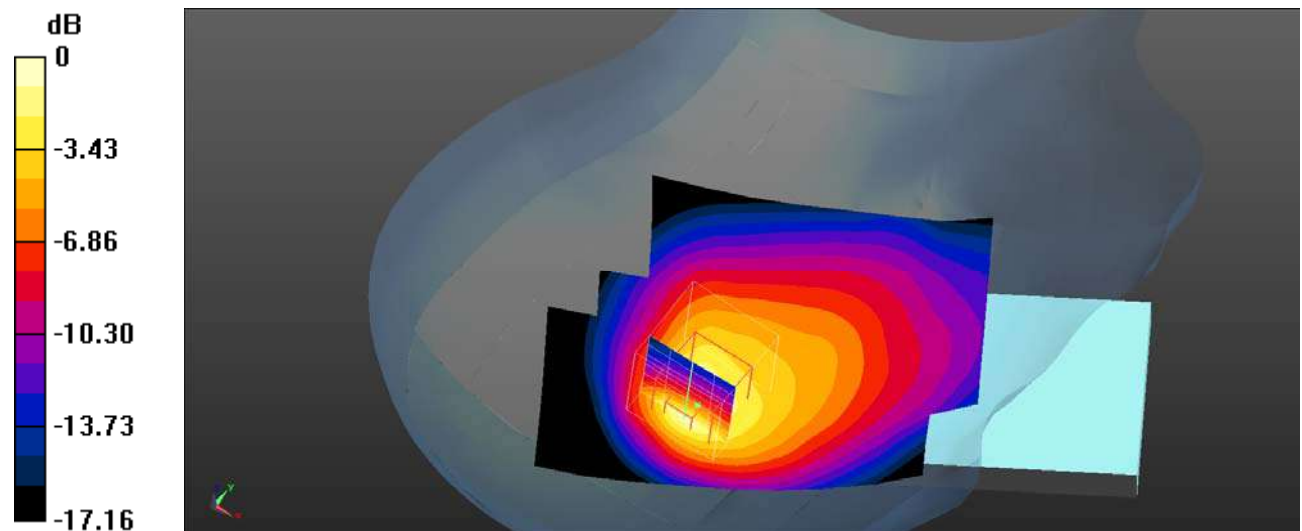
Head Right Check/LTE Band 12 50%RB High/Zoom Scan (5x5x7)/Cube 0: Measurement grid: dx=8mm, dy=8mm, dz=5mm

Reference Value = 23.04 V/m; Power Drift = 0.05 dB

Peak SAR (extrapolated) = 2.26 W/kg

SAR(1 g) = 0.937 W/kg; SAR(10 g) = 0.474 W/kg

Maximum value of SAR (measured) = 1.05 W/kg



0 dB = 1.05 W/kg = 0.21 dBW/kg

Plot 137#: LTE Band 12_100%RB_Head Right Cheek_Mid**DUT: Mobile Phone; Type: KH7; Serial: SZNS220224-05720E-SA-S1**

Communication System: UID 0, Generic FDD-LTE (0); Frequency: 707.5 MHz; Duty Cycle: 1:1

Medium parameters used (interpolated): $f = 707.5$ MHz; $\sigma = 0.871$ S/m; $\epsilon_r = 42.714$; $\rho = 1000$ kg/m³

Phantom section: Right Section

DASY5 Configuration:

- Probe: EX3DV4- SN3619; ConvF(8.63, 8.63, 8.63); Calibrated: 2021/08/25
- Sensor-Surface: 4mm (Mechanical Surface Detection)
- Electronics: DAE4 Sn1211; Calibrated: 2022/03/01
- Phantom: Twin SAM; Type: QD000P40CD; Serial: TP:1744
- Measurement SW: DASY52, Version 52.10 (4); SEMCAD X Version 14.6.14 (7501)

Head Right Cheek/LTE Band 12 100%RB Mid/Area Scan (71x91x1): Interpolated grid: dx=1.500 mm, dy=1.500 mm

Maximum value of SAR (interpolated) = 1.18 W/kg

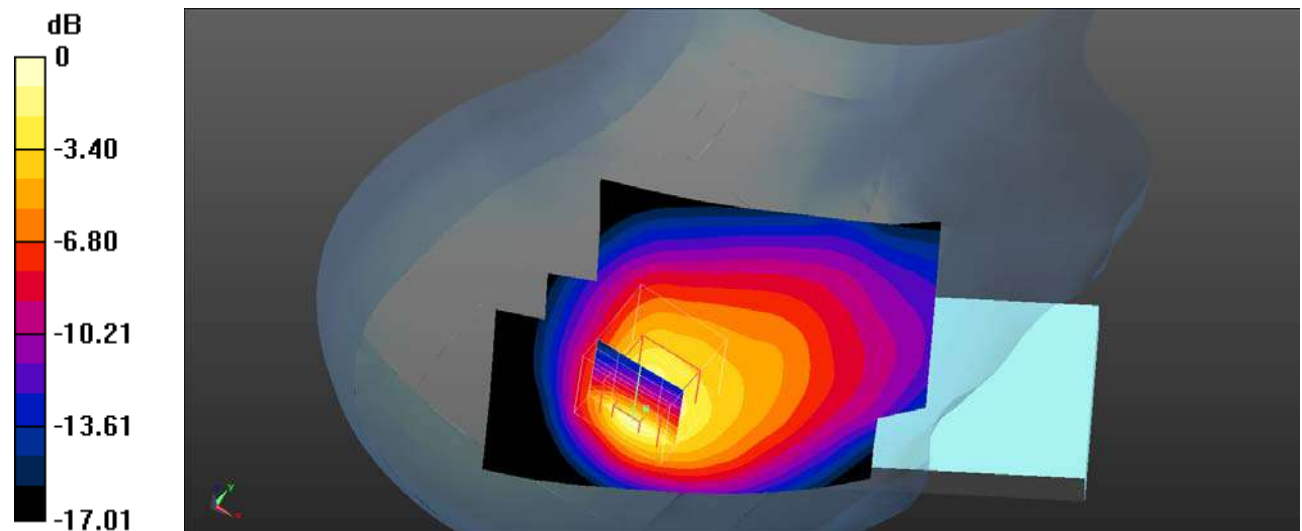
Head Right Cheek/LTE Band 12 100%RB Mid/Zoom Scan (5x5x7)/Cube 0: Measurement grid: dx=8mm, dy=8mm, dz=5mm

Reference Value = 23.04 V/m; Power Drift = 0.06 dB

Peak SAR (extrapolated) = 2.19 W/kg

SAR(1 g) = 0.923 W/kg; SAR(10 g) = 0.471 W/kg

Maximum value of SAR (measured) = 1.03 W/kg



0 dB = 1.03 W/kg = 0.13 dBW/kg

Plot 138#: LTE Band 12_1RB_Head Right Tilt_Low**DUT: Mobile Phone; Type: KH7; Serial: SZNS220224-05720E-SA-S1**

Communication System: UID 0, Generic FDD-LTE (0); Frequency: 704 MHz; Duty Cycle: 1:1

Medium parameters used (interpolated): $f = 704$ MHz; $\sigma = 0.869$ S/m; $\epsilon_r = 43.088$; $\rho = 1000$ kg/m³

Phantom section: Right Section

DASY5 Configuration:

- Probe: EX3DV4- SN3619; ConvF(8.63, 8.63, 8.63); Calibrated: 2021/08/25
- Sensor-Surface: 4mm (Mechanical Surface Detection)
- Electronics: DAE4 Sn1211; Calibrated: 2022/03/01
- Phantom: Twin SAM; Type: QD000P40CD; Serial: TP:1744
- Measurement SW: DASY52, Version 52.10 (4); SEMCAD X Version 14.6.14 (7501)

Head Right Tilt/LTE Band 12 1RB Low/Area Scan (71x91x1): Interpolated grid: dx=1.500 mm, dy=1.500 mm

Maximum value of SAR (interpolated) = 1.05 W/kg

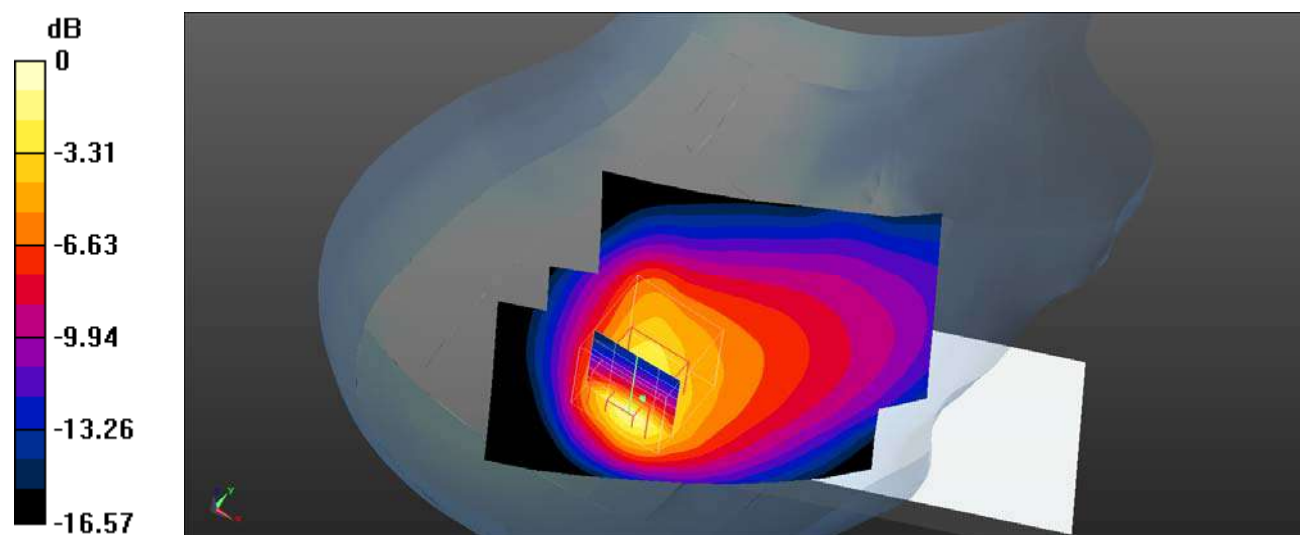
Head Right Tilt/LTE Band 12 1RB Low/Zoom Scan (5x5x7)/Cube 0: Measurement grid: dx=8mm, dy=8mm, dz=5mm

Reference Value = 22.40 V/m; Power Drift = -0.08 dB

Peak SAR (extrapolated) = 2.48 W/kg

SAR(1 g) = 0.928 W/kg; SAR(10 g) = 0.430 W/kg

Maximum value of SAR (measured) = 1.07 W/kg



0 dB = 1.07 W/kg = 0.29 dBW/kg

Plot 139#: LTE Band 12_1RB_Head Right Tilt_Mid**DUT: Mobile Phone; Type: KH7; Serial: SZNS220224-05720E-SA-S1**

Communication System: UID 0, Generic FDD-LTE (0); Frequency: 707.5 MHz; Duty Cycle: 1:1

Medium parameters used (interpolated): $f = 707.5$ MHz; $\sigma = 0.871$ S/m; $\epsilon_r = 42.714$; $\rho = 1000$ kg/m³

Phantom section: Right Section

DASY5 Configuration:

- Probe: EX3DV4- SN3619; ConvF(8.63, 8.63, 8.63); Calibrated: 2021/08/25
- Sensor-Surface: 4mm (Mechanical Surface Detection)
- Electronics: DAE4 Sn1211; Calibrated: 2022/03/01
- Phantom: Twin SAM; Type: QD000P40CD; Serial: TP:1744
- Measurement SW: DASY52, Version 52.10 (4); SEMCAD X Version 14.6.14 (7501)

Head Right Tilt/LTE Band 12 1RB Mid/Area Scan (71x91x1): Interpolated grid: dx=1.500 mm, dy=1.500 mm

Maximum value of SAR (interpolated) = 1.06 W/kg

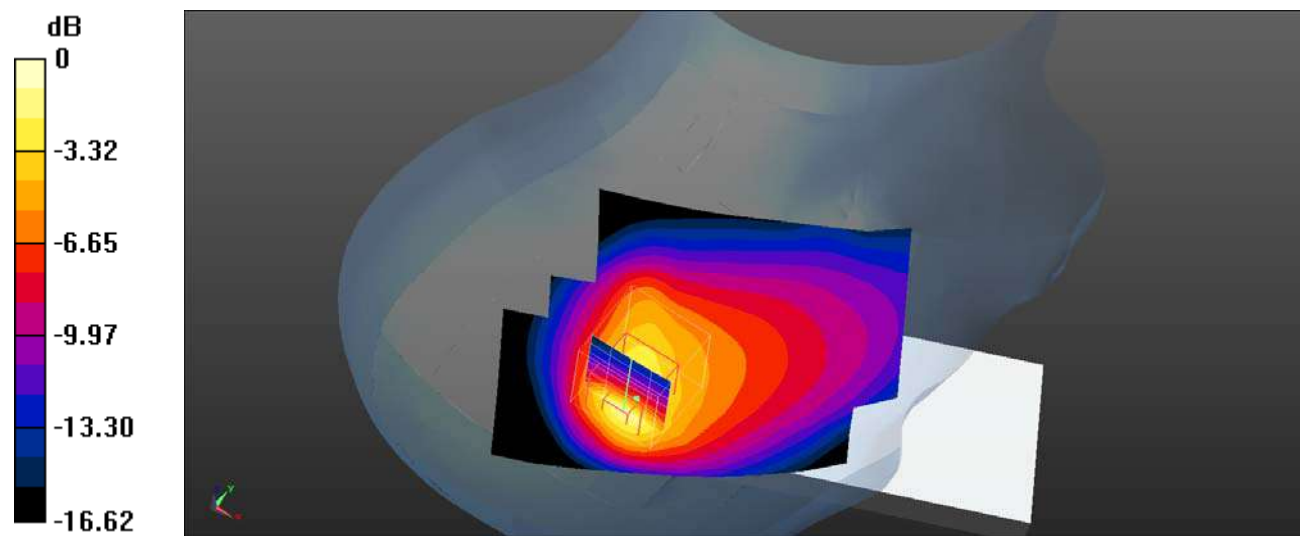
Head Right Tilt/LTE Band 12 1RB Mid/Zoom Scan (5x5x7)/Cube 0: Measurement grid: dx=8mm, dy=8mm, dz=5mm

Reference Value = 22.60 V/m; Power Drift = -0.05 dB

Peak SAR (extrapolated) = 2.53 W/kg

SAR(1 g) = 0.955 W/kg; SAR(10 g) = 0.444 W/kg

Maximum value of SAR (measured) = 1.10 W/kg



Plot 140#: LTE Band 12_1RB_Head Right Tilt_High**DUT: Mobile Phone; Type: KH7; Serial: SZNS220224-05720E-SA-S1**

Communication System: UID 0, Generic FDD-LTE (0); Frequency: 711 MHz; Duty Cycle: 1:1

Medium parameters used (interpolated): $f = 711$ MHz; $\sigma = 0.879$ S/m; $\epsilon_r = 42.96$; $\rho = 1000$ kg/m³

Phantom section: Right Section

DASY5 Configuration:

- Probe: EX3DV4- SN3619; ConvF(8.63, 8.63, 8.63); Calibrated: 2021/08/25
- Sensor-Surface: 4mm (Mechanical Surface Detection)
- Electronics: DAE4 Sn1211; Calibrated: 2022/03/01
- Phantom: Twin SAM; Type: QD000P40CD; Serial: TP:1744
- Measurement SW: DASY52, Version 52.10 (4); SEMCAD X Version 14.6.14 (7501)

Head Right Tilt/LTE Band 12 1RB High/Area Scan (71x91x1): Interpolated grid: dx=1.500 mm, dy=1.500 mm

Maximum value of SAR (interpolated) = 1.06 W/kg

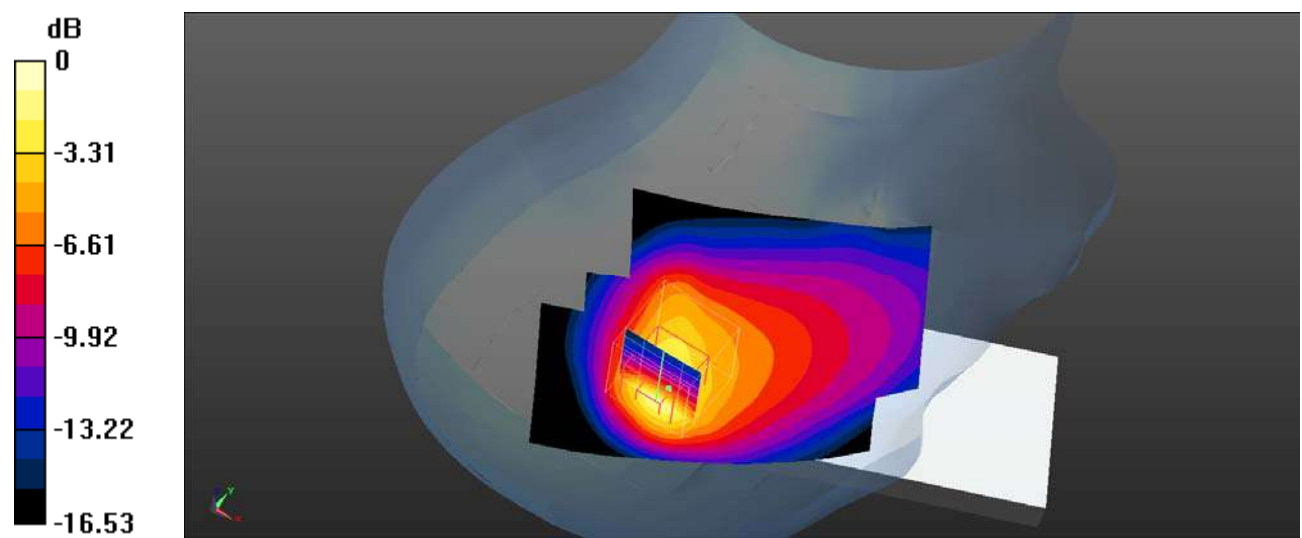
Head Right Tilt/LTE Band 12 1RB High/Zoom Scan (5x5x7)/Cube 0: Measurement grid: dx=8mm, dy=8mm, dz=5mm

Reference Value = 22.48 V/m; Power Drift = -0.03 dB

Peak SAR (extrapolated) = 2.49 W/kg

SAR(1 g) = 0.935 W/kg; SAR(10 g) = 0.434 W/kg

Maximum value of SAR (measured) = 1.08 W/kg



0 dB = 1.08 W/kg = 0.33 dBW/kg

Plot 141#: LTE Band 12_50%RB_Head Right Tilt_Mid**DUT: Mobile Phone; Type: KH7; Serial: SZNS220224-05720E-SA-S1**

Communication System: UID 0, Generic FDD-LTE (0); Frequency: 707.5 MHz; Duty Cycle: 1:1

Medium parameters used (interpolated): $f = 707.5$ MHz; $\sigma = 0.871$ S/m; $\epsilon_r = 42.714$; $\rho = 1000$ kg/m³

Phantom section: Right Section

DASY5 Configuration:

- Probe: EX3DV4- SN3619; ConvF(8.63, 8.63, 8.63); Calibrated: 2021/08/25
- Sensor-Surface: 4mm (Mechanical Surface Detection)
- Electronics: DAE4 Sn1211; Calibrated: 2022/03/01
- Phantom: Twin SAM; Type: QD000P40CD; Serial: TP:1744
- Measurement SW: DASY52, Version 52.10 (4); SEMCAD X Version 14.6.14 (7501)

Head Right Tilt/LTE Band 12 50%RB Mid/Area Scan (71x91x1): Interpolated grid: dx=1.500 mm, dy=1.500 mm

Maximum value of SAR (interpolated) = 0.873 W/kg

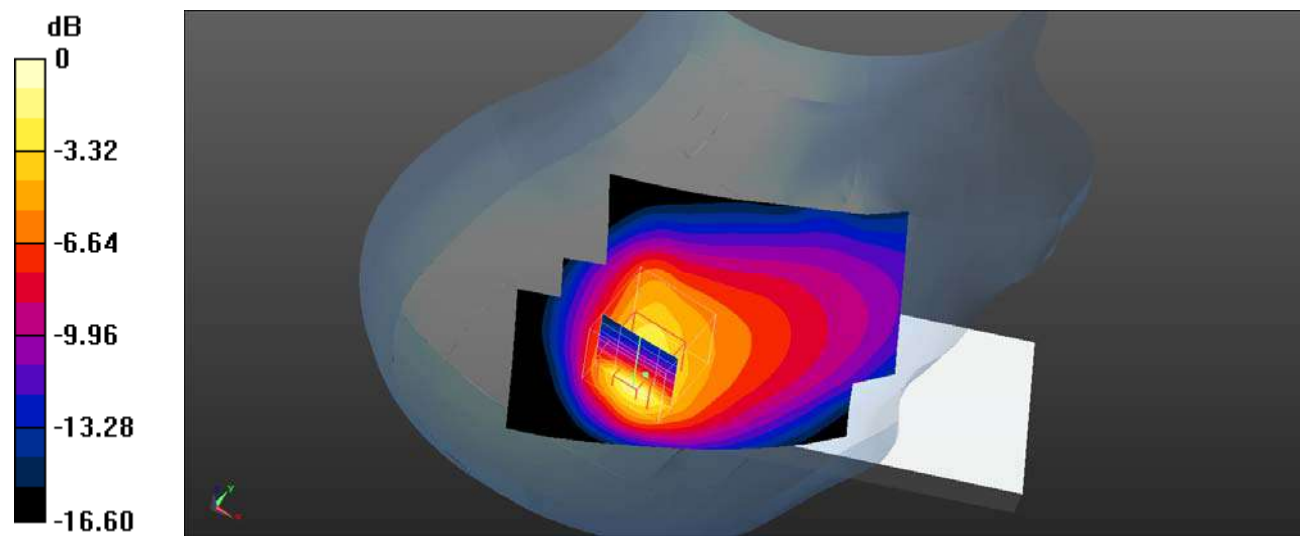
Head Right Tilt/LTE Band 12 50%RB Mid/Zoom Scan (5x5x7)/Cube 0: Measurement grid: dx=8mm, dy=8mm, dz=5mm

Reference Value = 20.35 V/m; Power Drift = -0.01 dB

Peak SAR (extrapolated) = 2.08 W/kg

SAR(1 g) = 0.773 W/kg; SAR(10 g) = 0.357 W/kg

Maximum value of SAR (measured) = 0.892 W/kg



0 dB = 0.892 W/kg = -0.50 dBW/kg

Plot 142#: LTE Band 12_100%RB_Head Right Tilt_Mid**DUT: Mobile Phone; Type: KH7; Serial: SZNS220224-05720E-SA-S1**

Communication System: UID 0, Generic FDD-LTE (0); Frequency: 707.5 MHz; Duty Cycle: 1:1

Medium parameters used (interpolated): $f = 707.5$ MHz; $\sigma = 0.871$ S/m; $\epsilon_r = 42.714$; $\rho = 1000$ kg/m³

Phantom section: Right Section

DASY5 Configuration:

- Probe: EX3DV4- SN3619; ConvF(8.63, 8.63, 8.63); Calibrated: 2021/08/25
- Sensor-Surface: 4mm (Mechanical Surface Detection)
- Electronics: DAE4 Sn1211; Calibrated: 2022/03/01
- Phantom: Twin SAM; Type: QD000P40CD; Serial: TP:1744
- Measurement SW: DASY52, Version 52.10 (4); SEMCAD X Version 14.6.14 (7501)

Head Right Tilt/LTE Band 12 100%RB Mid/Area Scan (71x91x1): Interpolated grid: dx=1.500 mm, dy=1.500 mm

Maximum value of SAR (interpolated) = 0.874 W/kg

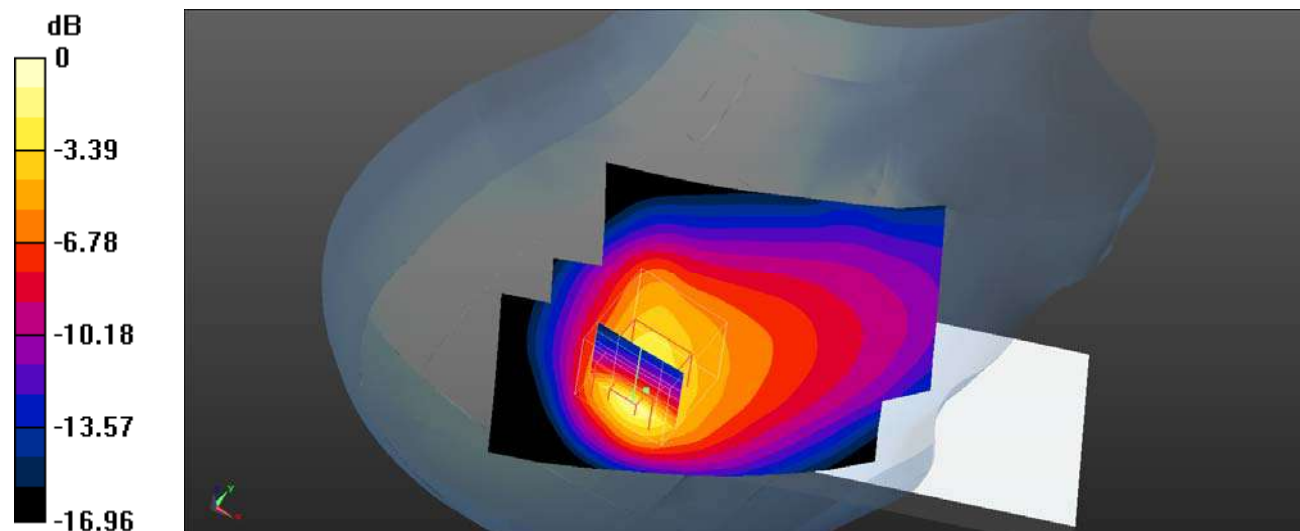
Head Right Tilt/LTE Band 12 100%RB Mid/Zoom Scan (5x5x7)/Cube 0: Measurement grid: dx=8mm, dy=8mm, dz=5mm

Reference Value = 20.29 V/m; Power Drift = -0.02 dB

Peak SAR (extrapolated) = 2.07 W/kg

SAR(1 g) = 0.770 W/kg; SAR(10 g) = 0.356 W/kg

Maximum value of SAR (measured) = 0.888 W/kg



0 dB = 0.888 W/kg = -0.52 dBW/kg

Plot 143#: LTE Band 12_1RB_Body Front_Mid**DUT: Mobile Phone; Type: KH7; Serial: SZNS220224-05720E-SA-S1**

Communication System: UID 0, Generic FDD-LTE (0); Frequency: 707.5 MHz; Duty Cycle: 1:1

Medium parameters used (interpolated): $f = 707.5$ MHz; $\sigma = 0.871$ S/m; $\epsilon_r = 42.714$; $\rho = 1000$ kg/m³

Phantom section: Flat Section

DASY5 Configuration:

- Probe: EX3DV4- SN3619; ConvF(8.63, 8.63, 8.63); Calibrated: 2021/08/25
- Sensor-Surface: 4mm (Mechanical Surface Detection)
- Electronics: DAE4 Sn1211; Calibrated: 2022/03/01
- Phantom: Twin SAM; Type: QD000P40CD; Serial: TP:1744
- Measurement SW: DASY52, Version 52.10 (4); SEMCAD X Version 14.6.14 (7501)

Body Front/LTE Band 12 1RB Mid/Area Scan (71x91x1): Interpolated grid: dx=1.500 mm, dy=1.500 mm

Maximum value of SAR (interpolated) = 0.187 W/kg

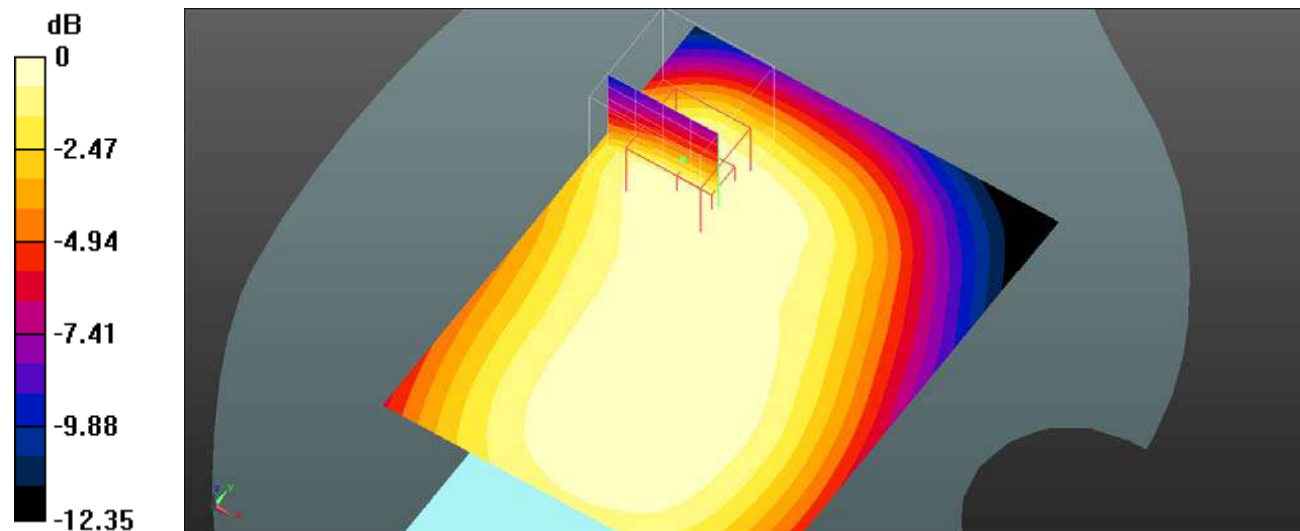
Body Front/LTE Band 12 1RB Mid/Zoom Scan (5x5x7)/Cube 0: Measurement grid: dx=8mm, dy=8mm, dz=5mm

Reference Value = 14.05 V/m; Power Drift = -0.04 dB

Peak SAR (extrapolated) = 0.249 W/kg

SAR(1 g) = 0.164 W/kg; SAR(10 g) = 0.113 W/kg

Maximum value of SAR (measured) = 0.168 W/kg



Plot 144#: LTE Band 12_50%RB_Body Front_Mid**DUT: Mobile Phone; Type: KH7; Serial: SZNS220224-05720E-SA-S1**

Communication System: UID 0, Generic FDD-LTE (0); Frequency: 707.5 MHz; Duty Cycle: 1:1

Medium parameters used (interpolated): $f = 707.5$ MHz; $\sigma = 0.871$ S/m; $\epsilon_r = 42.714$; $\rho = 1000$ kg/m³

Phantom section: Flat Section

DASY5 Configuration:

- Probe: EX3DV4- SN3619; ConvF(8.63, 8.63, 8.63); Calibrated: 2021/08/25
- Sensor-Surface: 4mm (Mechanical Surface Detection)
- Electronics: DAE4 Sn1211; Calibrated: 2022/03/01
- Phantom: Twin SAM; Type: QD000P40CD; Serial: TP:1744
- Measurement SW: DASY52, Version 52.10 (4); SEMCAD X Version 14.6.14 (7501)

Body Front/LTE Band 12 50%RB Mid/Area Scan (71x91x1): Interpolated grid: dx=1.500 mm, dy=1.500 mm

Maximum value of SAR (interpolated) = 0.165 W/kg

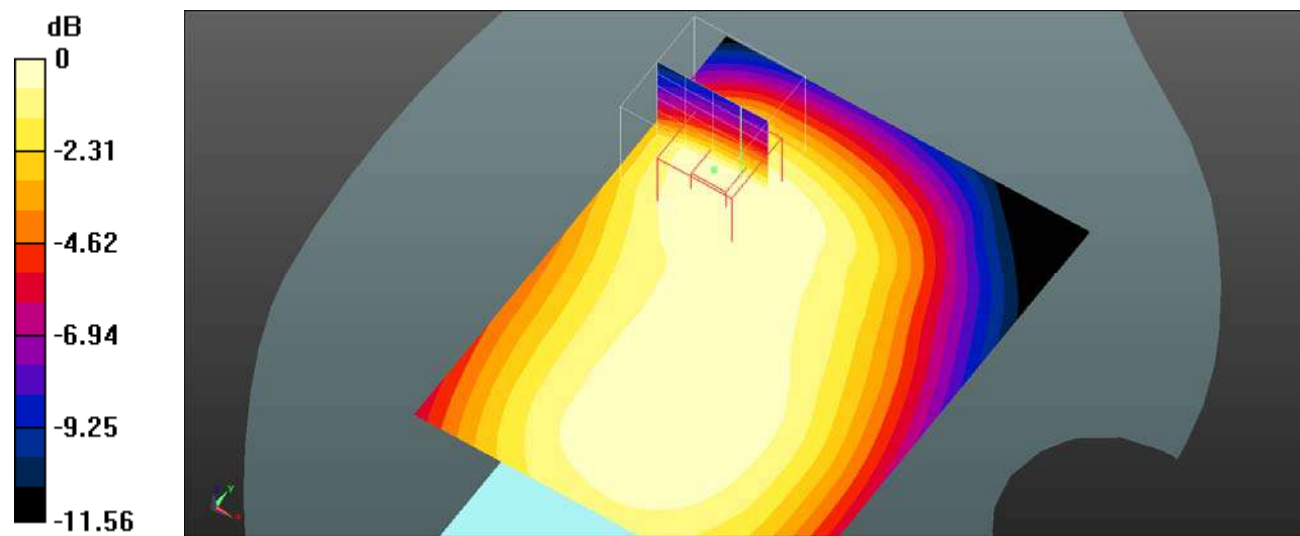
Body Front/LTE Band 12 50%RB Mid/Zoom Scan (5x5x7)/Cube 0: Measurement grid: dx=8mm, dy=8mm, dz=5mm

Reference Value = 12.62 V/m; Power Drift = -0.04 dB

Peak SAR (extrapolated) = 0.221 W/kg

SAR(1 g) = 0.148 W/kg; SAR(10 g) = 0.102 W/kg

Maximum value of SAR (measured) = 0.151 W/kg



0 dB = 0.151 W/kg = -8.21 dBW/kg

Plot 145#: LTE Band 12_1RB_Body Back_Mid**DUT: Mobile Phone; Type: KH7; Serial: SZNS220224-05720E-SA-S1**

Communication System: UID 0, Generic FDD-LTE (0); Frequency: 707.5 MHz; Duty Cycle: 1:1

Medium parameters used (interpolated): $f = 707.5$ MHz; $\sigma = 0.871$ S/m; $\epsilon_r = 42.714$; $\rho = 1000$ kg/m³

Phantom section: Flat Section

DASY5 Configuration:

- Probe: EX3DV4- SN3619; ConvF(8.63, 8.63, 8.63); Calibrated: 2021/08/25
- Sensor-Surface: 4mm (Mechanical Surface Detection)
- Electronics: DAE4 Sn1211; Calibrated: 2022/03/01
- Phantom: Twin SAM; Type: QD000P40CD; Serial: TP:1744
- Measurement SW: DASY52, Version 52.10 (4); SEMCAD X Version 14.6.14 (7501)

Body Back/LTE Band 12 1RB Mid/Area Scan (71x101x1): Interpolated grid: dx=1.500 mm, dy=1.500 mm

Maximum value of SAR (interpolated) = 0.312 W/kg

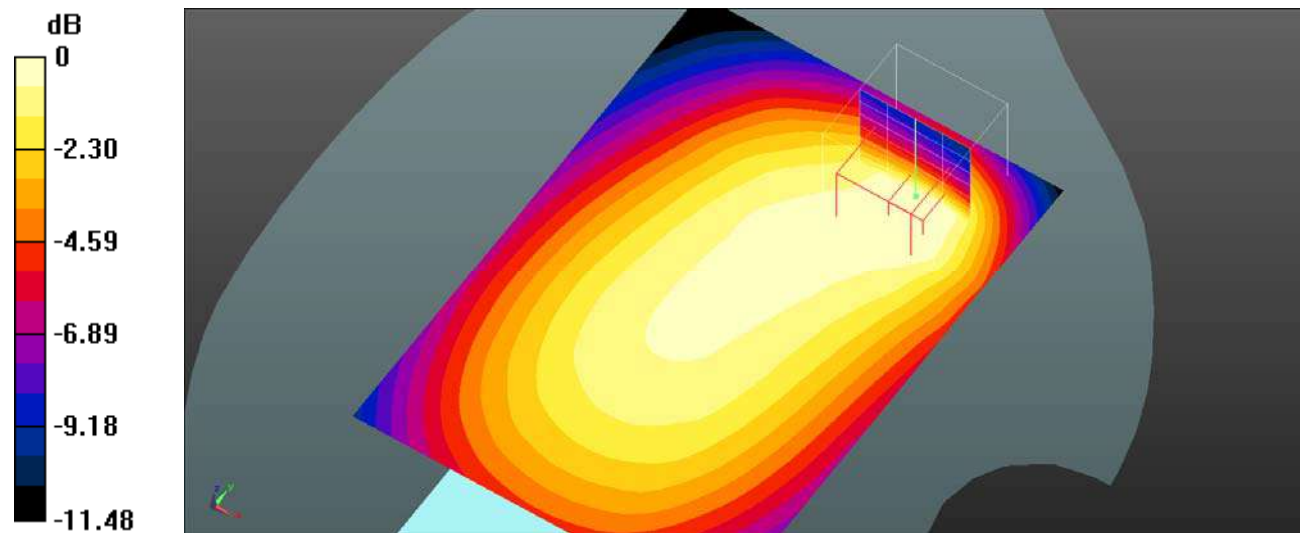
Body Back/LTE Band 12 1RB Mid/Zoom Scan (5x5x7)/Cube 0: Measurement grid: dx=8mm, dy=8mm, dz=5mm

Reference Value = 17.19 V/m; Power Drift = -0.12 dB

Peak SAR (extrapolated) = 0.520 W/kg

SAR(1 g) = 0.294 W/kg; SAR(10 g) = 0.185 W/kg

Maximum value of SAR (measured) = 0.296 W/kg



0 dB = 0.296 W/kg = -5.29 dBW/kg

Plot 146#: LTE Band 12_50%RB_Body Back_Mid**DUT: Mobile Phone; Type: KH7; Serial: SZNS220224-05720E-SA-S1**

Communication System: UID 0, Generic FDD-LTE (0); Frequency: 707.5 MHz; Duty Cycle: 1:1

Medium parameters used (interpolated): $f = 707.5$ MHz; $\sigma = 0.871$ S/m; $\epsilon_r = 42.714$; $\rho = 1000$ kg/m³

Phantom section: Flat Section

DASY5 Configuration:

- Probe: EX3DV4- SN3619; ConvF(8.63, 8.63, 8.63); Calibrated: 2021/08/25
- Sensor-Surface: 4mm (Mechanical Surface Detection)
- Electronics: DAE4 Sn1211; Calibrated: 2022/03/01
- Phantom: Twin SAM; Type: QD000P40CD; Serial: TP:1744
- Measurement SW: DASY52, Version 52.10 (4); SEMCAD X Version 14.6.14 (7501)

Body Back/LTE Band 12 50%RB Mid/Area Scan (71x91x1): Interpolated grid: dx=1.500 mm, dy=1.500 mm

Maximum value of SAR (interpolated) = 0.251 W/kg

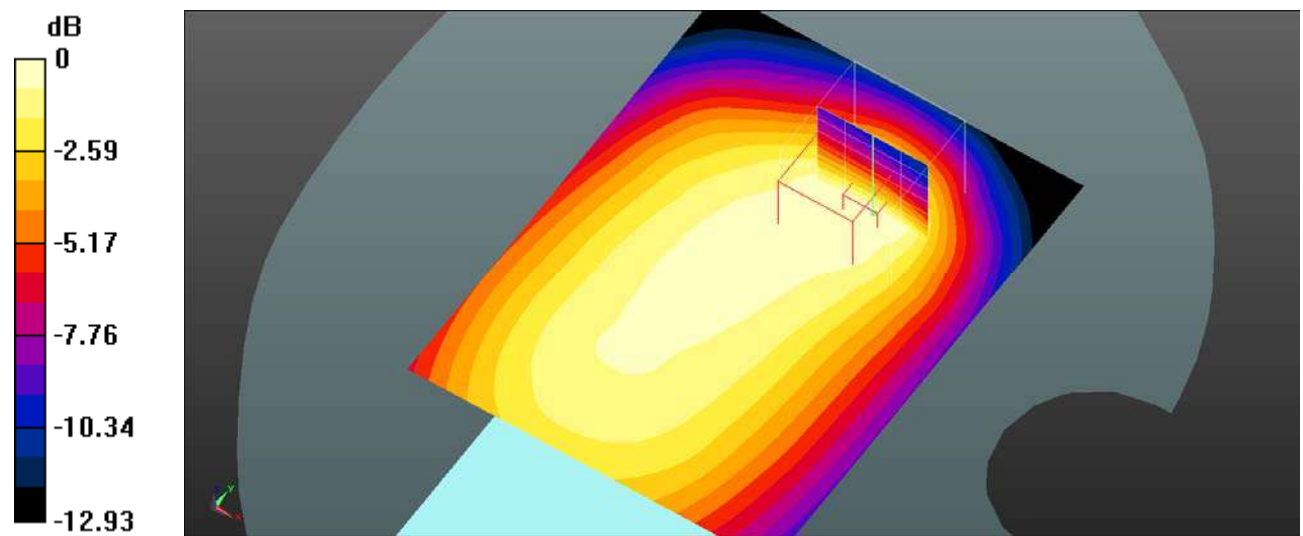
Body Back/LTE Band 12 50%RB Mid/Zoom Scan (5x5x7)/Cube 0: Measurement grid: dx=8mm, dy=8mm, dz=5mm

Reference Value = 15.52 V/m; Power Drift = -0.08 dB

Peak SAR (extrapolated) = 0.379 W/kg

SAR(1 g) = 0.222 W/kg; SAR(10 g) = 0.144 W/kg

Maximum value of SAR (measured) = 0.232 W/kg



Plot 147#: LTE Band 12_1RB_Body Left_Mid**DUT: Mobile Phone; Type: KH7; Serial: SZNS220224-05720E-SA-S1**

Communication System: UID 0, Generic FDD-LTE (0); Frequency: 707.5 MHz; Duty Cycle: 1:1

Medium parameters used (interpolated): $f = 707.5$ MHz; $\sigma = 0.871$ S/m; $\epsilon_r = 42.714$; $\rho = 1000$ kg/m³

Phantom section: Flat Section

DASY5 Configuration:

- Probe: EX3DV4- SN3619; ConvF(8.63, 8.63, 8.63); Calibrated: 2021/08/25
- Sensor-Surface: 4mm (Mechanical Surface Detection)
- Electronics: DAE4 Sn1211; Calibrated: 2022/03/01
- Phantom: Twin SAM; Type: QD000P40CD; Serial: TP:1744
- Measurement SW: DASY52, Version 52.10 (4); SEMCAD X Version 14.6.14 (7501)

Body Left/LTE Band 12 1RB Mid/Area Scan (71x91x1): Interpolated grid: dx=1.500 mm, dy=1.500 mm

Maximum value of SAR (interpolated) = 0.272 W/kg

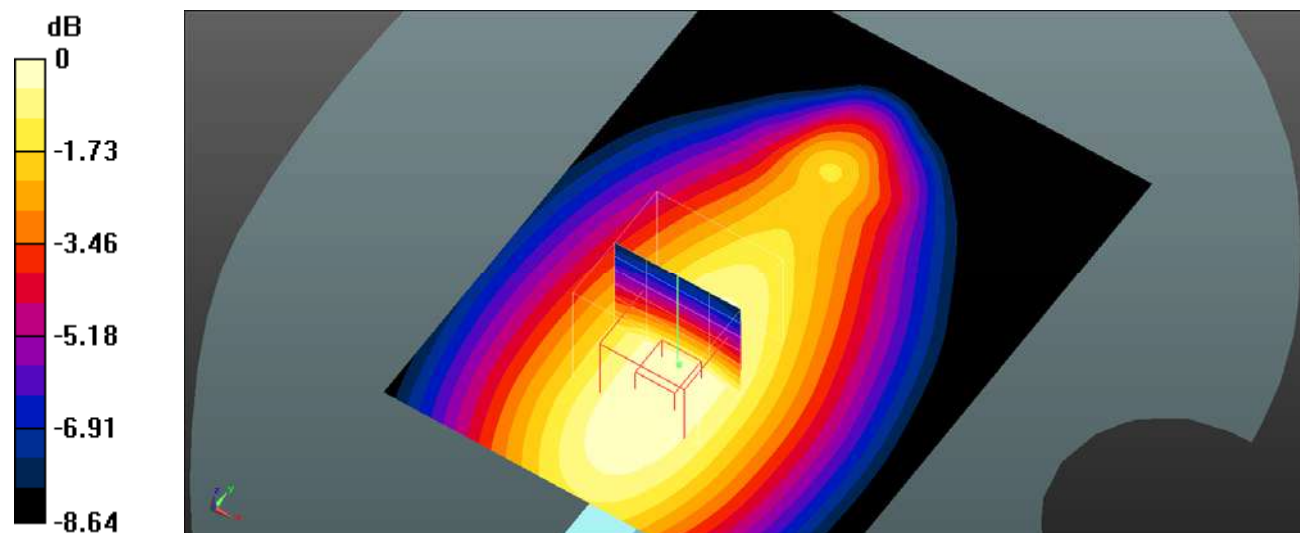
Body Left/LTE Band 12 1RB Mid/Zoom Scan (5x5x7)/Cube 0: Measurement grid: dx=8mm, dy=8mm, dz=5mm

Reference Value = 15.75 V/m; Power Drift = -0.04 dB

Peak SAR (extrapolated) = 0.362 W/kg

SAR(1 g) = 0.261 W/kg; SAR(10 g) = 0.184 W/kg

Maximum value of SAR (measured) = 0.267 W/kg



0 dB = 0.267 W/kg = -5.73 dBW/kg

Plot 148#: LTE Band 12_50%RB_Body Left_Mid**DUT: Mobile Phone; Type: KH7; Serial: SZNS220224-05720E-SA-S1**

Communication System: UID 0, Generic FDD-LTE (0); Frequency: 707.5 MHz; Duty Cycle: 1:1

Medium parameters used (interpolated): $f = 707.5$ MHz; $\sigma = 0.871$ S/m; $\epsilon_r = 42.714$; $\rho = 1000$ kg/m³

Phantom section: Flat Section

DASY5 Configuration:

- Probe: EX3DV4- SN3619; ConvF(8.63, 8.63, 8.63); Calibrated: 2021/08/25
- Sensor-Surface: 4mm (Mechanical Surface Detection)
- Electronics: DAE4 Sn1211; Calibrated: 2022/03/01
- Phantom: Twin SAM; Type: QD000P40CD; Serial: TP:1744
- Measurement SW: DASY52, Version 52.10 (4); SEMCAD X Version 14.6.14 (7501)

Body Left/LTE Band 12 50%RB Mid/Area Scan (71x91x1): Interpolated grid: dx=1.500 mm, dy=1.500 mm

Maximum value of SAR (interpolated) = 0.224 W/kg

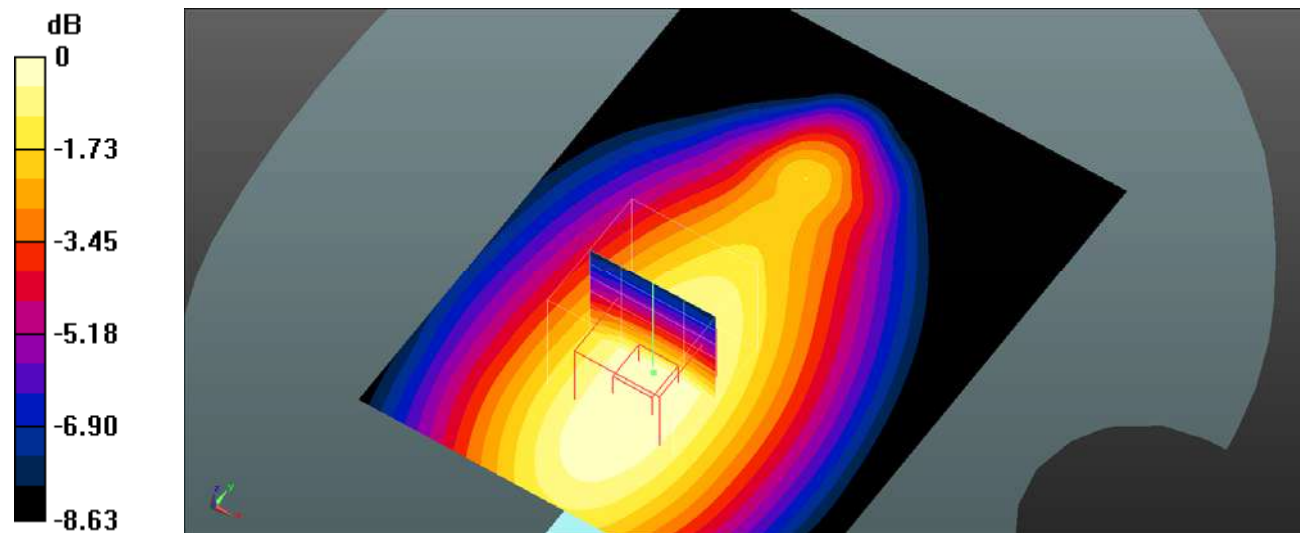
Body Left/LTE Band 12 50%RB Mid/Zoom Scan (5x5x7)/Cube 0: Measurement grid: dx=8mm, dy=8mm, dz=5mm

Reference Value = 14.15 V/m; Power Drift = -0.05 dB

Peak SAR (extrapolated) = 0.302 W/kg

SAR(1 g) = 0.215 W/kg; SAR(10 g) = 0.151 W/kg

Maximum value of SAR (measured) = 0.220 W/kg



Plot 149#: LTE Band 12_1RB_Body Top_Mid**DUT: Mobile Phone; Type: KH7; Serial: SZNS220224-05720E-SA-S1**

Communication System: UID 0, Generic FDD-LTE (0); Frequency: 707.5 MHz; Duty Cycle: 1:1

Medium parameters used (interpolated): $f = 707.5$ MHz; $\sigma = 0.871$ S/m; $\epsilon_r = 42.714$; $\rho = 1000$ kg/m³

Phantom section: Flat Section

DASY5 Configuration:

- Probe: EX3DV4- SN3619; ConvF(8.63, 8.63, 8.63); Calibrated: 2021/08/25
- Sensor-Surface: 4mm (Mechanical Surface Detection)
- Electronics: DAE4 Sn1211; Calibrated: 2022/03/01
- Phantom: Twin SAM; Type: QD000P40CD; Serial: TP:1744
- Measurement SW: DASY52, Version 52.10 (4); SEMCAD X Version 14.6.14 (7501)

Body Top/LTE Band 12 1RB Mid/Area Scan (71x91x1): Interpolated grid: dx=1.500 mm, dy=1.500 mm

Maximum value of SAR (interpolated) = 0.147 W/kg

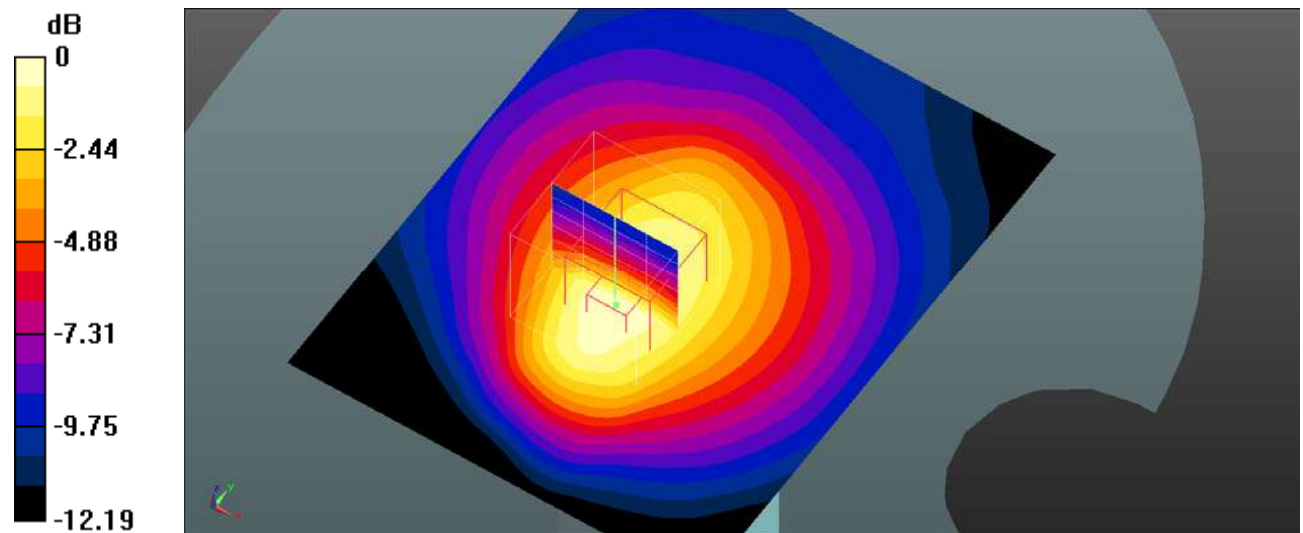
Body Top/LTE Band 12 1RB Mid/Zoom Scan (5x5x7)/Cube 0: Measurement grid: dx=8mm, dy=8mm, dz=5mm

Reference Value = 11.95 V/m; Power Drift = 0.00 dB

Peak SAR (extrapolated) = 0.240 W/kg

SAR(1 g) = 0.139 W/kg; SAR(10 g) = 0.084 W/kg

Maximum value of SAR (measured) = 0.147 W/kg



Plot 150#: LTE Band 12_50%RB_Body Top_Mid**DUT: Mobile Phone; Type: KH7; Serial: SZNS220224-05720E-SA-S1**

Communication System: UID 0, Generic FDD-LTE (0); Frequency: 707.5 MHz; Duty Cycle: 1:1

Medium parameters used (interpolated): $f = 707.5$ MHz; $\sigma = 0.871$ S/m; $\epsilon_r = 42.714$; $\rho = 1000$ kg/m³

Phantom section: Flat Section

DASY5 Configuration:

- Probe: EX3DV4- SN3619; ConvF(8.63, 8.63, 8.63); Calibrated: 2021/08/25
- Sensor-Surface: 4mm (Mechanical Surface Detection)
- Electronics: DAE4 Sn1211; Calibrated: 2022/03/01
- Phantom: Twin SAM; Type: QD000P40CD; Serial: TP:1744
- Measurement SW: DASY52, Version 52.10 (4); SEMCAD X Version 14.6.14 (7501)

Body Top/LTE Band 12 50%RB Mid/Area Scan (71x91x1): Interpolated grid: dx=1.500 mm, dy=1.500 mm

Maximum value of SAR (interpolated) = 0.123 W/kg

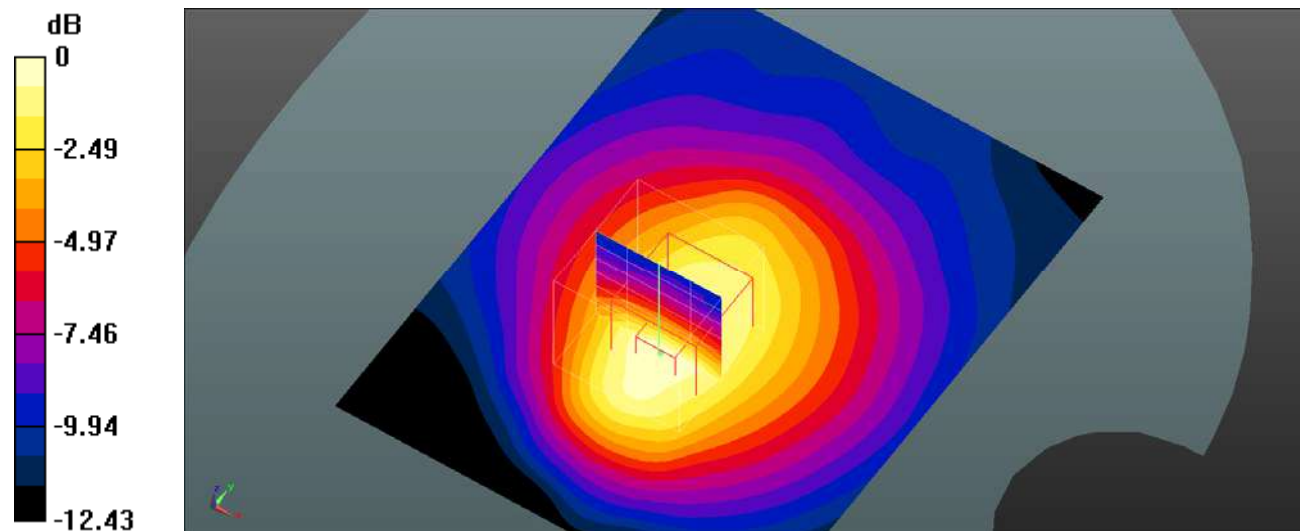
Body Top/LTE Band 12 50%RB Mid/Zoom Scan (5x5x7)/Cube 0: Measurement grid: dx=8mm, dy=8mm, dz=5mm

Reference Value = 10.91 V/m; Power Drift = -0.04 dB

Peak SAR (extrapolated) = 0.205 W/kg

SAR(1 g) = 0.117 W/kg; SAR(10 g) = 0.071 W/kg

Maximum value of SAR (measured) = 0.123 W/kg



0 dB = 0.123 W/kg = -9.10 dBW/kg

Plot 151#: LTE Band 41_1RB_Head Left Cheek_Mid**DUT: Mobile Phone; Type: KH7; Serial: SZNS220224-05720E-SA-S1**

Communication System: UID 0, Generic TDD-LTE (0); Frequency: 2595 MHz; Duty Cycle: 1:1.58
Medium parameters used (interpolated): $f = 2595$ MHz; $\sigma = 1.983$ S/m; $\epsilon_r = 39.523$; $\rho = 1000$ kg/m³
Phantom section: Left Section

DASY5 Configuration:

- Probe: EX3DV4- SN3619; ConvF(6.53, 6.53, 6.53); Calibrated: 2021/08/25
- Sensor-Surface: 4mm (Mechanical Surface Detection)
- Electronics: DAE4 Sn1211; Calibrated: 2022/03/01
- Phantom: Twin SAM; Type: QD000P40CD; Serial: TP:1744
- Measurement SW: DASY52, Version 52.10 (4); SEMCAD X Version 14.6.14 (7501)

Head Left Cheek/LTE Band 41 1RB Mid/Area Scan (101x111x1): Interpolated grid: dx=1.000 mm, dy=1.000 mm
Maximum value of SAR (interpolated) = 0.511 W/kg


Head Left Cheek/LTE Band 41 1RB Mid/Zoom Scan (7x7x7)/Cube 0: Measurement grid: dx=5mm, dy=5mm, dz=5mm

Reference Value = 4.369 V/m; Power Drift = 0.04 dB

Peak SAR (extrapolated) = 0.803 W/kg

SAR(1 g) = 0.472 W/kg; SAR(10 g) = 0.265 W/kg

Maximum value of SAR (measured) = 0.512 W/kg



0 dB = 0.512 W/kg = -2.91 dBW/kg

Plot 152#: LTE Band 41_50%RB_Head Left Cheek_Mid**DUT: Mobile Phone; Type: KH7; Serial: SZNS220224-05720E-SA-S1**

Communication System: UID 0, Generic TDD-LTE (0); Frequency: 2595 MHz; Duty Cycle: 1:1.58
Medium parameters used (interpolated): $f = 2595$ MHz; $\sigma = 1.983$ S/m; $\epsilon_r = 39.523$; $\rho = 1000$ kg/m³
Phantom section: Left Section

DASY5 Configuration:

- Probe: EX3DV4- SN3619; ConvF(6.53, 6.53, 6.53); Calibrated: 2021/08/25
- Sensor-Surface: 4mm (Mechanical Surface Detection)
- Electronics: DAE4 Sn1211; Calibrated: 2022/03/01
- Phantom: Twin SAM; Type: QD000P40CD; Serial: TP:1744
- Measurement SW: DASY52, Version 52.10 (4); SEMCAD X Version 14.6.14 (7501)

Head Left Cheek/LTE Band 41 50%RB Mid/Area Scan (101x111x1): Interpolated grid: dx=1.000 mm, dy=1.000 mm

Maximum value of SAR (interpolated) = 0.428 W/kg

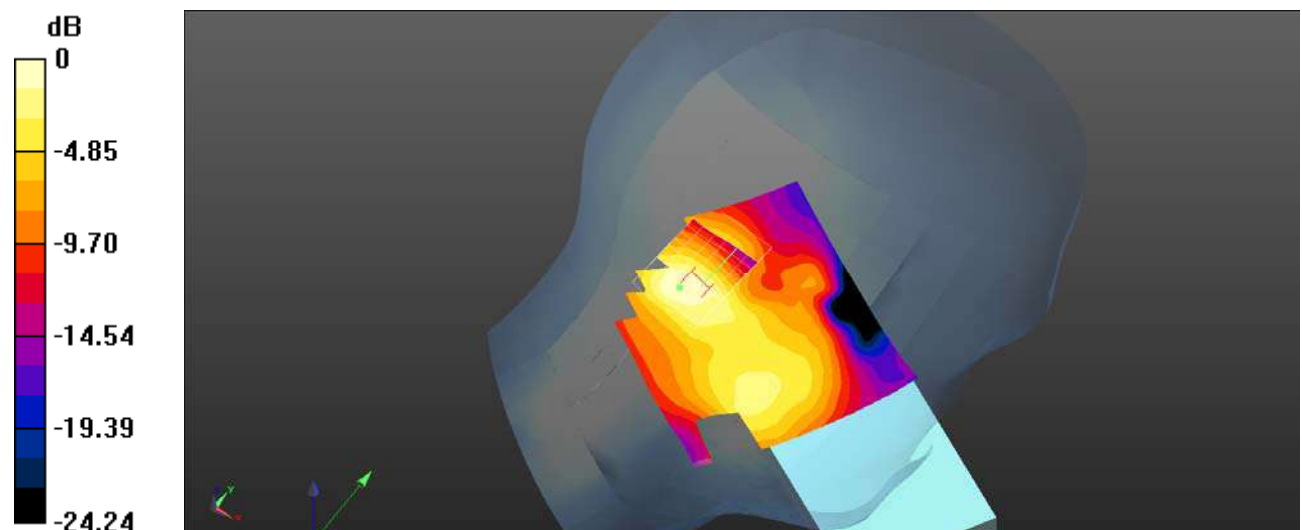
Head Left Cheek/LTE Band 41 50%RB Mid/Zoom Scan (7x7x7)/Cube 0: Measurement grid: dx=5mm, dy=5mm, dz=5mm

Reference Value = 3.779 V/m; Power Drift = 0.02 dB

Peak SAR (extrapolated) = 0.713 W/kg

SAR(1 g) = 0.398 W/kg; SAR(10 g) = n.a.

Maximum value of SAR (measured) = 0.429 W/kg



0 dB = 0.429 W/kg = -3.68 dBW/kg

Plot 153#: LTE Band 41_1RB_Head Left Tilt_Mid**DUT: Mobile Phone; Type: KH7; Serial: SZNS220224-05720E-SA-S1**

Communication System: UID 0, Generic TDD-LTE (0); Frequency: 2595 MHz; Duty Cycle: 1:1.58
Medium parameters used (interpolated): $f = 2595$ MHz; $\sigma = 1.983$ S/m; $\epsilon_r = 39.523$; $\rho = 1000$ kg/m³
Phantom section: Left Section

DASY5 Configuration:

- Probe: EX3DV4- SN3619; ConvF(6.53, 6.53, 6.53); Calibrated: 2021/08/25
- Sensor-Surface: 4mm (Mechanical Surface Detection)
- Electronics: DAE4 Sn1211; Calibrated: 2022/03/01
- Phantom: Twin SAM; Type: QD000P40CD; Serial: TP:1744
- Measurement SW: DASY52, Version 52.10 (4); SEMCAD X Version 14.6.14 (7501)

Head Left Tilt/LTE Band 41 1RB Mid/Area Scan (101x131x1): Interpolated grid: dx=1.000 mm, dy=1.000 mm
Maximum value of SAR (interpolated) = 0.716 W/kg

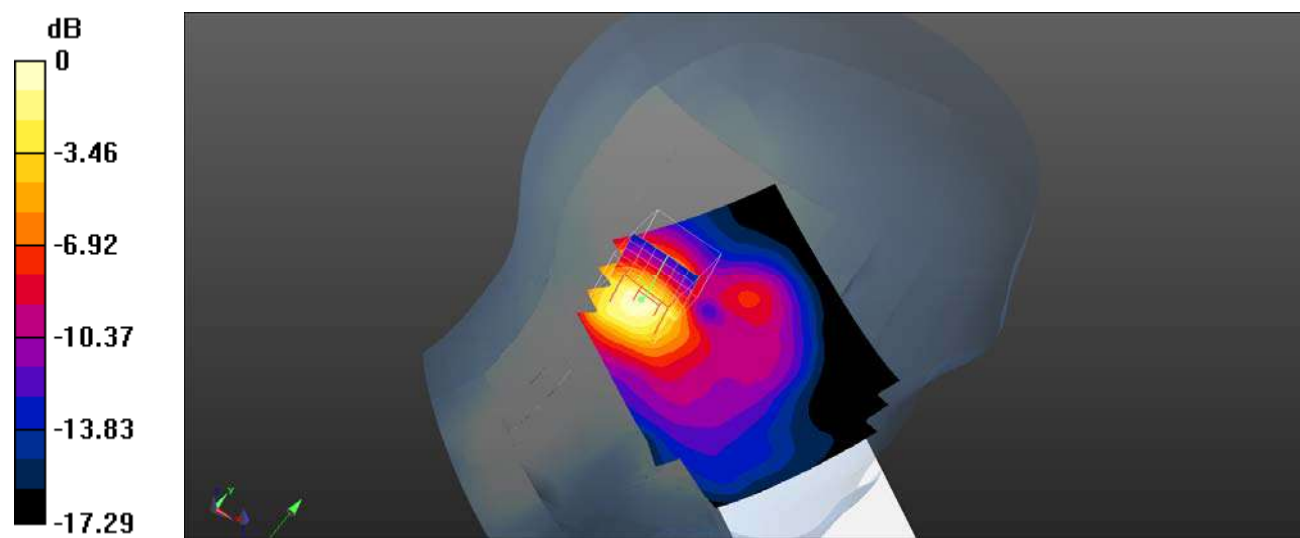
Head Left Tilt/LTE Band 41 1RB Mid/Zoom Scan (7x7x7)/Cube 0: Measurement grid: dx=5mm, dy=5mm, dz=5mm

Reference Value = 5.287 V/m; Power Drift = 0.04 dB

Peak SAR (extrapolated) = 1.23 W/kg

SAR(1 g) = 0.700 W/kg; SAR(10 g) = 0.373 W/kg

Maximum value of SAR (measured) = 0.766 W/kg



0 dB = 0.766 W/kg = -1.16 dBW/kg

Plot 154#: LTE Band 41_50%RB_Head Left Tilt_Mid**DUT: Mobile Phone; Type: KH7; Serial: SZNS220224-05720E-SA-S1**

Communication System: UID 0, Generic TDD-LTE (0); Frequency: 2595 MHz; Duty Cycle: 1:1.58
 Medium parameters used (interpolated): $f = 2595$ MHz; $\sigma = 1.983$ S/m; $\epsilon_r = 39.523$; $\rho = 1000$ kg/m³
 Phantom section: Left Section

DASY5 Configuration:

- Probe: EX3DV4- SN3619; ConvF(6.53, 6.53, 6.53); Calibrated: 2021/08/25
- Sensor-Surface: 4mm (Mechanical Surface Detection)
- Electronics: DAE4 Sn1211; Calibrated: 2022/03/01
- Phantom: Twin SAM; Type: QD000P40CD; Serial: TP:1744
- Measurement SW: DASY52, Version 52.10 (4); SEMCAD X Version 14.6.14 (7501)

Head Left Tilt/LTE Band 41 50%RB Mid/Area Scan (101x131x1): Interpolated grid: dx=1.000 mm, dy=1.000 mm
 Maximum value of SAR (interpolated) = 0.586 W/kg

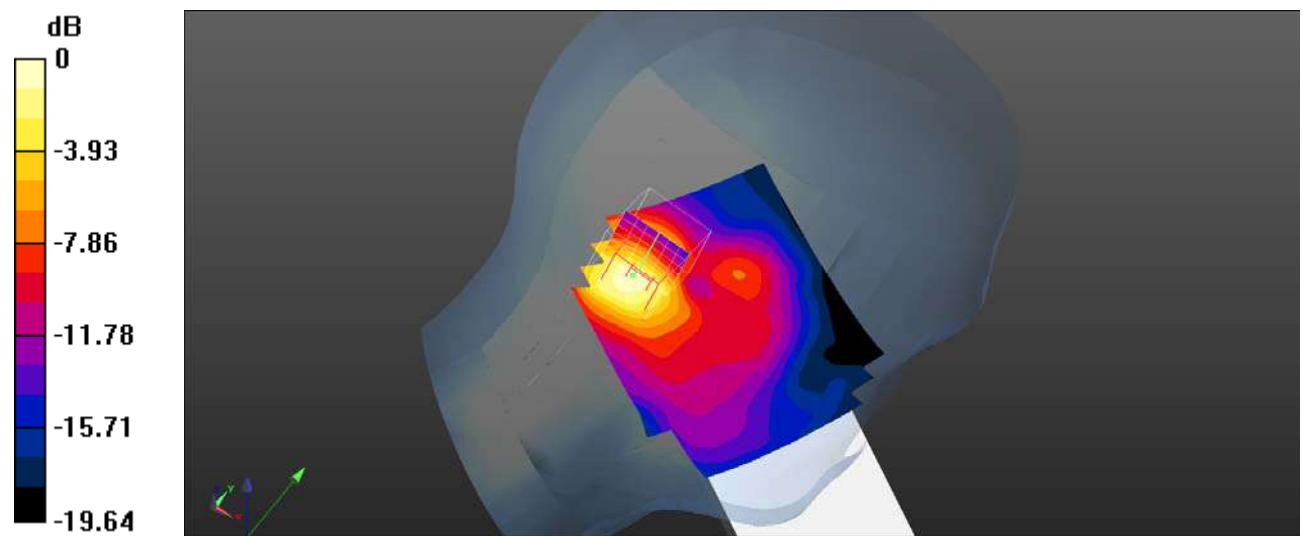
Head Left Tilt/LTE Band 41 50%RB Mid/Zoom Scan (7x7x7)/Cube 0: Measurement grid: dx=5mm, dy=5mm,
 dz=5mm

Reference Value = 4.601 V/m; Power Drift = 0.06 dB

Peak SAR (extrapolated) = 1.02 W/kg

SAR(1 g) = 0.573 W/kg; SAR(10 g) = 0.307 W/kg

Maximum value of SAR (measured) = 0.628 W/kg



0 dB = 0.628 W/kg = -2.02 dBW/kg

Plot 155#: LTE Band 41_1RB_Head Right Cheek_Mid**DUT: Mobile Phone; Type: KH7; Serial: SZNS220224-05720E-SA-S1**

Communication System: UID 0, Generic TDD-LTE (0); Frequency: 2595 MHz; Duty Cycle: 1:1.58
Medium parameters used (interpolated): $f = 2595$ MHz; $\sigma = 1.983$ S/m; $\epsilon_r = 39.523$; $\rho = 1000$ kg/m³
Phantom section: Right Section

DASY5 Configuration:

- Probe: EX3DV4- SN3619; ConvF(6.53, 6.53, 6.53); Calibrated: 2021/08/25
- Sensor-Surface: 4mm (Mechanical Surface Detection)
- Electronics: DAE4 Sn1211; Calibrated: 2022/03/01
- Phantom: Twin SAM; Type: QD000P40CD; Serial: TP:1744
- Measurement SW: DASY52, Version 52.10 (4); SEMCAD X Version 14.6.14 (7501)

Head Right Cheek/LTE Band 41 1RB Mid/Area Scan (101x101x1): Interpolated grid: dx=1.000 mm, dy=1.000 mm
Maximum value of SAR (interpolated) = 0.637 W/kg

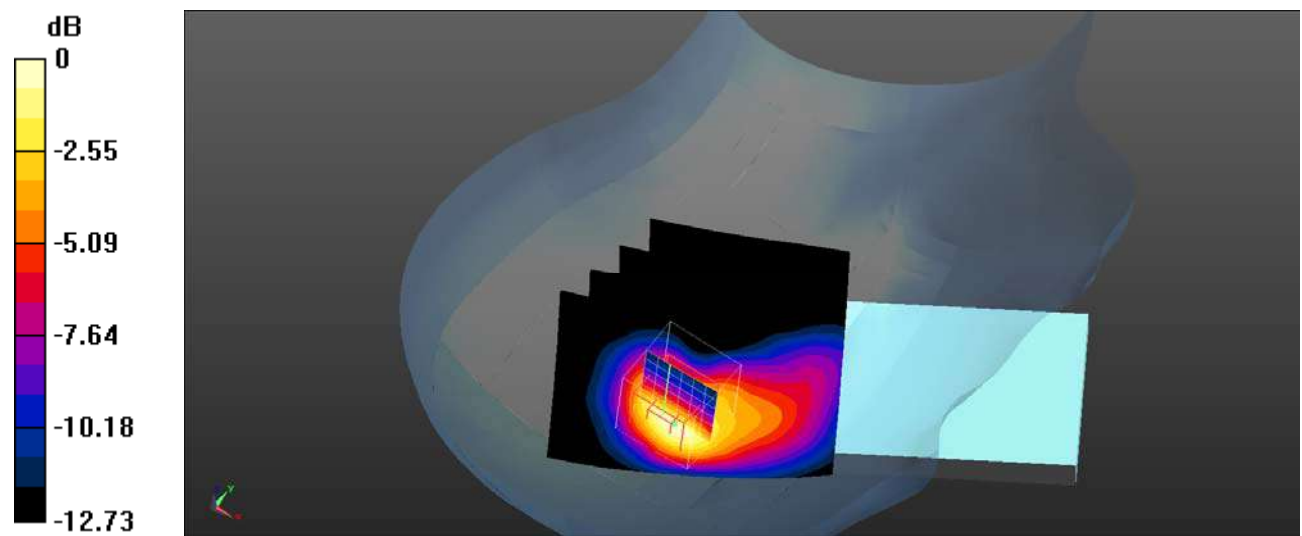
Head Right Cheek/LTE Band 41 1RB Mid/Zoom Scan (7x7x7)/Cube 0: Measurement grid: dx=5mm, dy=5mm, dz=5mm

Reference Value = 3.879 V/m; Power Drift = 0.03 dB

Peak SAR (extrapolated) = 1.13 W/kg

SAR(1 g) = 0.556 W/kg; SAR(10 g) = 0.291 W/kg

Maximum value of SAR (measured) = 0.616 W/kg



0 dB = 0.616 W/kg = -2.10 dBW/kg

Plot 156#: LTE Band 41_50%RB_Head Right Cheek_Mid**DUT: Mobile Phone; Type: KH7; Serial: SZNS220224-05720E-SA-S1**

Communication System: UID 0, Generic TDD-LTE (0); Frequency: 2595 MHz; Duty Cycle: 1:1.58
Medium parameters used (interpolated): $f = 2595$ MHz; $\sigma = 1.983$ S/m; $\epsilon_r = 39.523$; $\rho = 1000$ kg/m³
Phantom section: Right Section

DASY5 Configuration:

- Probe: EX3DV4- SN3619; ConvF(6.53, 6.53, 6.53); Calibrated: 2021/08/25
- Sensor-Surface: 4mm (Mechanical Surface Detection)
- Electronics: DAE4 Sn1211; Calibrated: 2022/03/01
- Phantom: Twin SAM; Type: QD000P40CD; Serial: TP:1744
- Measurement SW: DASY52, Version 52.10 (4); SEMCAD X Version 14.6.14 (7501)

Head Right Cheek/LTE Band 41 50%RB Mid/Area Scan (101x101x1): Interpolated grid: dx=1.000 mm, dy=1.000 mm

Maximum value of SAR (interpolated) = 0.541 W/kg

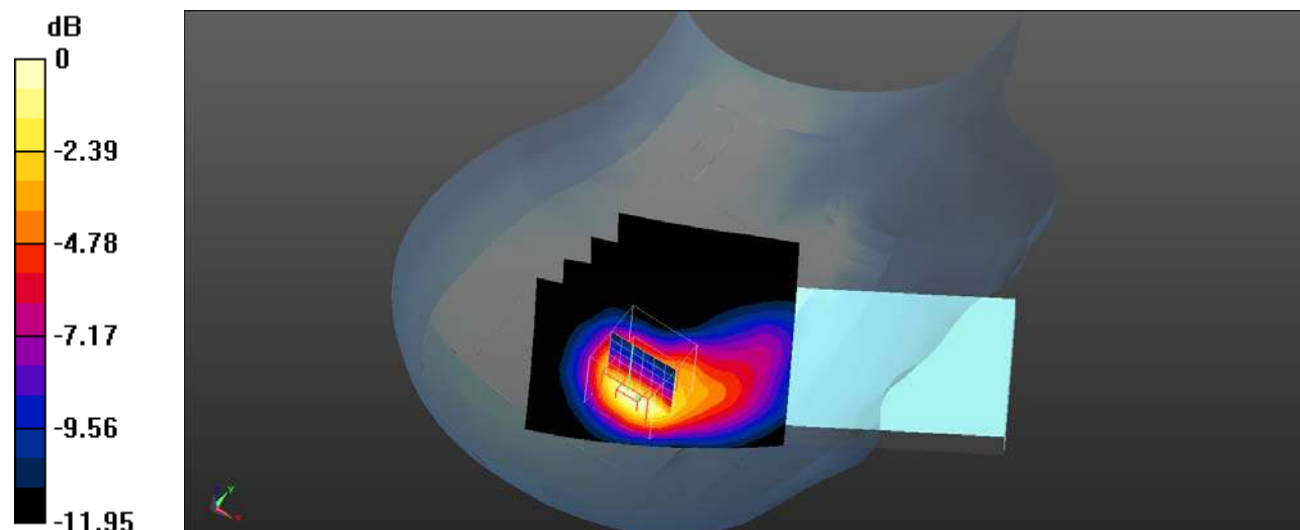
Head Right Cheek/LTE Band 41 50%RB Mid/Zoom Scan (7x7x7)/Cube 0: Measurement grid: dx=5mm, dy=5mm, dz=5mm

Reference Value = 4.275 V/m; Power Drift = -0.06 dB

Peak SAR (extrapolated) = 0.954 W/kg

SAR(1 g) = 0.479 W/kg; SAR(10 g) = 0.254 W/kg

Maximum value of SAR (measured) = 0.529 W/kg



0 dB = 0.529 W/kg = -2.77 dBW/kg

Plot 157#: LTE Band 41_1RB_Head Right Tilt_Mid**DUT: Mobile Phone; Type: KH7; Serial: SZNS220224-05720E-SA-S1**

Communication System: UID 0, Generic TDD-LTE (0); Frequency: 2595 MHz; Duty Cycle: 1:1.58
Medium parameters used (interpolated): $f = 2595$ MHz; $\sigma = 1.983$ S/m; $\epsilon_r = 39.523$; $\rho = 1000$ kg/m³
Phantom section: Right Section

DASY5 Configuration:

- Probe: EX3DV4- SN3619; ConvF(6.53, 6.53, 6.53); Calibrated: 2021/08/25
- Sensor-Surface: 4mm (Mechanical Surface Detection)
- Electronics: DAE4 Sn1211; Calibrated: 2022/03/01
- Phantom: Twin SAM; Type: QD000P40CD; Serial: TP:1744
- Measurement SW: DASY52, Version 52.10 (4); SEMCAD X Version 14.6.14 (7501)

Head Right Tilt/LTE Band 41 1RB Mid/Area Scan (101x101x1): Interpolated grid: dx=1.000 mm, dy=1.000 mm
Maximum value of SAR (interpolated) = 0.698 W/kg

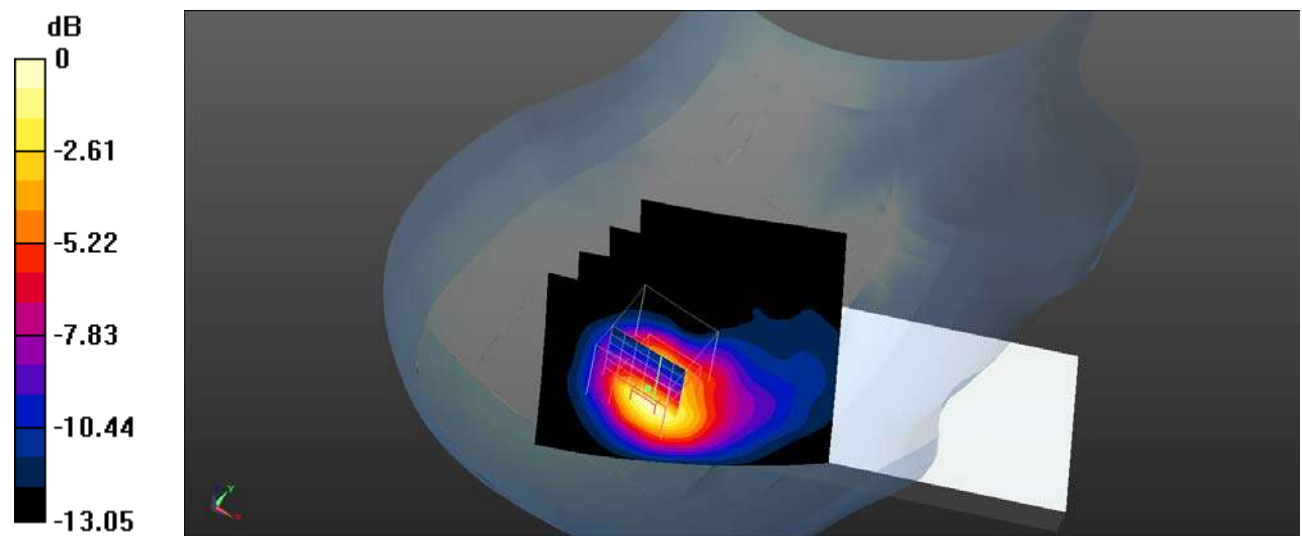
Head Right Tilt/LTE Band 41 1RB Mid/Zoom Scan (7x7x7)/Cube 0: Measurement grid: dx=5mm, dy=5mm, dz=5mm

Reference Value = 3.964 V/m; Power Drift = 0.07 dB

Peak SAR (extrapolated) = 1.31 W/kg

SAR(1 g) = 0.631 W/kg; SAR(10 g) = 0.310 W/kg

Maximum value of SAR (measured) = 0.702 W/kg



0 dB = 0.702 W/kg = -1.54 dBW/kg

Plot 158#: LTE Band 41_50%RB_Head Right Tilt_Mid**DUT: Mobile Phone; Type: KH7; Serial: SZNS220224-05720E-SA-S1**

Communication System: UID 0, Generic TDD-LTE (0); Frequency: 2595 MHz; Duty Cycle: 1:1.58
 Medium parameters used (interpolated): $f = 2595$ MHz; $\sigma = 1.983$ S/m; $\epsilon_r = 39.523$; $\rho = 1000$ kg/m³
 Phantom section: Right Section

DASY5 Configuration:

- Probe: EX3DV4- SN3619; ConvF(6.53, 6.53, 6.53); Calibrated: 2021/08/25
- Sensor-Surface: 4mm (Mechanical Surface Detection)
- Electronics: DAE4 Sn1211; Calibrated: 2022/03/01
- Phantom: Twin SAM; Type: QD000P40CD; Serial: TP:1744
- Measurement SW: DASY52, Version 52.10 (4); SEMCAD X Version 14.6.14 (7501)

Head Right Tilt/LTE Band 41 50%RB Mid/Area Scan (101x101x1): Interpolated grid: dx=1.000 mm, dy=1.000 mm
 Maximum value of SAR (interpolated) = 0.581 W/kg

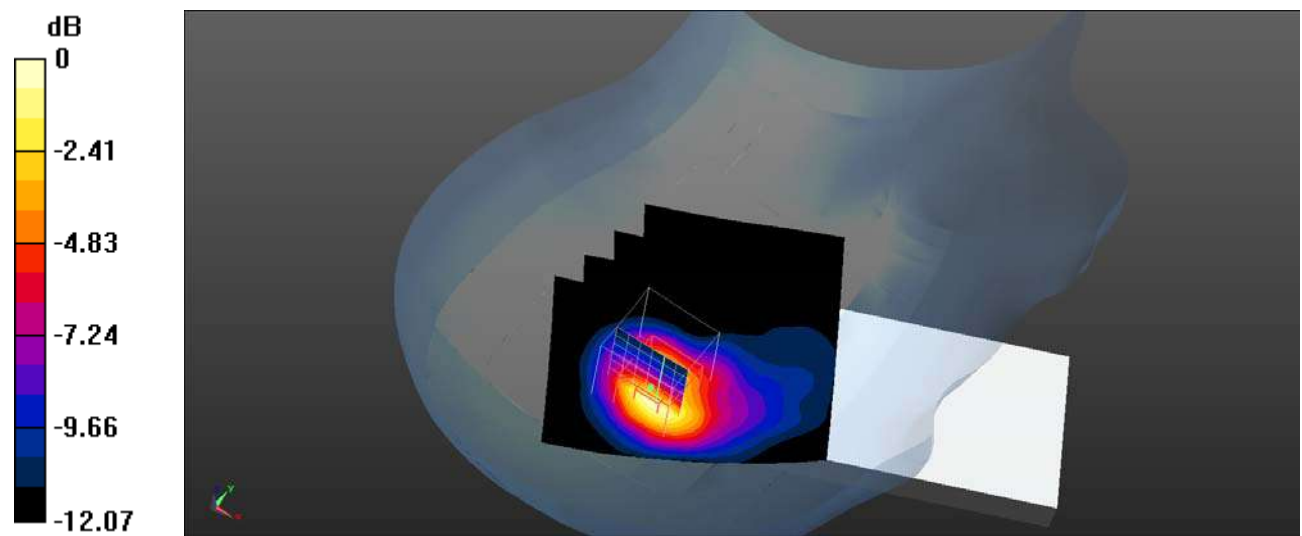
Head Right Tilt/LTE Band 41 50%RB Mid/Zoom Scan (7x7x7)/Cube 0: Measurement grid: dx=5mm, dy=5mm, dz=5mm

Reference Value = 4.247 V/m; Power Drift = -0.09 dB

Peak SAR (extrapolated) = 1.09 W/kg

SAR(1 g) = 0.527 W/kg; SAR(10 g) = 0.261 W/kg

Maximum value of SAR (measured) = 0.587 W/kg



0 dB = 0.587 W/kg = -2.31 dBW/kg

Plot 159#: LTE Band 41_1RB_Body Front_Mid**DUT: Mobile Phone; Type: KH7; Serial: SZNS220224-05720E-SA-S1**

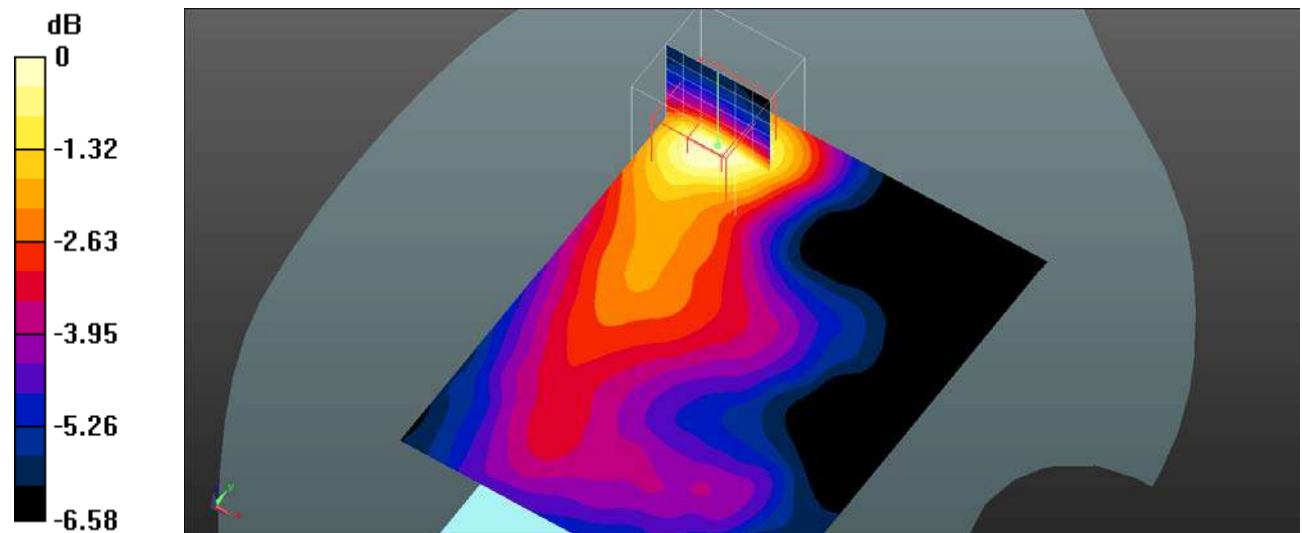
Communication System: UID 0, Generic TDD-LTE (0); Frequency: 2595 MHz; Duty Cycle: 1:1.58
Medium parameters used (interpolated): $f = 2595$ MHz; $\sigma = 1.983$ S/m; $\epsilon_r = 39.523$; $\rho = 1000$ kg/m³
Phantom section: Flat Section

DASY5 Configuration:

- Probe: EX3DV4- SN3619; ConvF(6.53, 6.53, 6.53); Calibrated: 2021/08/25
- Sensor-Surface: 4mm (Mechanical Surface Detection)
- Electronics: DAE4 Sn1211; Calibrated: 2022/03/01
- Phantom: Twin SAM; Type: QD000P40CD; Serial: TP:1744
- Measurement SW: DASY52, Version 52.10 (4); SEMCAD X Version 14.6.14 (7501)

Body Front/LTE Band 41 1RB Mid/Area Scan (101x131x1): Interpolated grid: dx=1.000 mm, dy=1.000 mm
Maximum value of SAR (interpolated) = 0.164 W/kg

Body Front/LTE Band 41 1RB Mid/Zoom Scan (7x7x7)/Cube 0: Measurement grid: dx=5mm, dy=5mm, dz=5mm
Reference Value = 6.216 V/m; Power Drift = -0.10 dB
Peak SAR (extrapolated) = 0.251 W/kg
SAR(1 g) = 0.153 W/kg; SAR(10 g) = 0.098 W/kg
Maximum value of SAR (measured) = 0.162 W/kg



0 dB = 0.162 W/kg = -7.90 dBW/kg

Plot 160#: LTE Band 41_50%RB_Body Front_Mid**DUT: Mobile Phone; Type: KH7; Serial: SZNS220224-05720E-SA-S1**

Communication System: UID 0, Generic TDD-LTE (0); Frequency: 2595 MHz; Duty Cycle: 1:1.58
Medium parameters used (interpolated): $f = 2595$ MHz; $\sigma = 1.983$ S/m; $\epsilon_r = 39.523$; $\rho = 1000$ kg/m³
Phantom section: Flat Section

DASY5 Configuration:

- Probe: EX3DV4- SN3619; ConvF(6.53, 6.53, 6.53); Calibrated: 2021/08/25
- Sensor-Surface: 4mm (Mechanical Surface Detection)
- Electronics: DAE4 Sn1211; Calibrated: 2022/03/01
- Phantom: Twin SAM; Type: QD000P40CD; Serial: TP:1744
- Measurement SW: DASY52, Version 52.10 (4); SEMCAD X Version 14.6.14 (7501)

Body Front/LTE Band 41 50%RB Mid/Area Scan (101x131x1): Interpolated grid: dx=1.000 mm, dy=1.000 mm
Maximum value of SAR (interpolated) = 0.140 W/kg

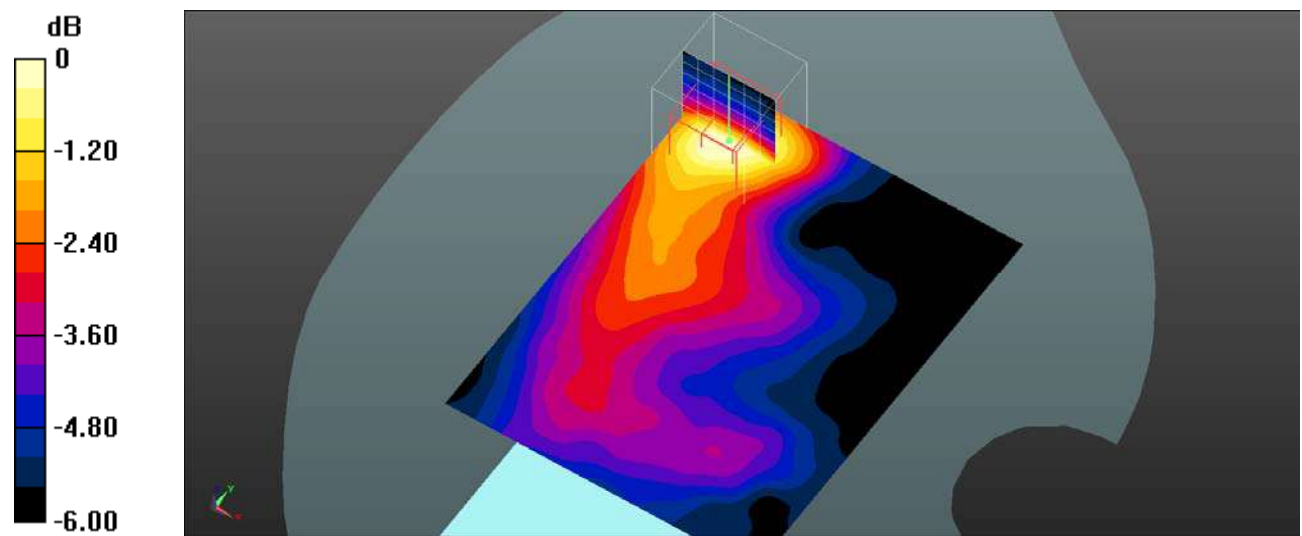
Body Front/LTE Band 41 50%RB Mid/Zoom Scan (7x7x7)/Cube 0: Measurement grid: dx=5mm, dy=5mm, dz=5mm

Reference Value = 5.956 V/m; Power Drift = -0.04 dB

Peak SAR (extrapolated) = 0.226 W/kg

SAR(1 g) = 0.132 W/kg; SAR(10 g) = 0.086 W/kg

Maximum value of SAR (measured) = 0.138 W/kg



0 dB = 0.138 W/kg = -8.60 dBW/kg

Plot 161#: LTE Band 41_1RB_Body Back_Mid**DUT: Mobile Phone; Type: KH7; Serial: SZNS220224-05720E-SA-S1**

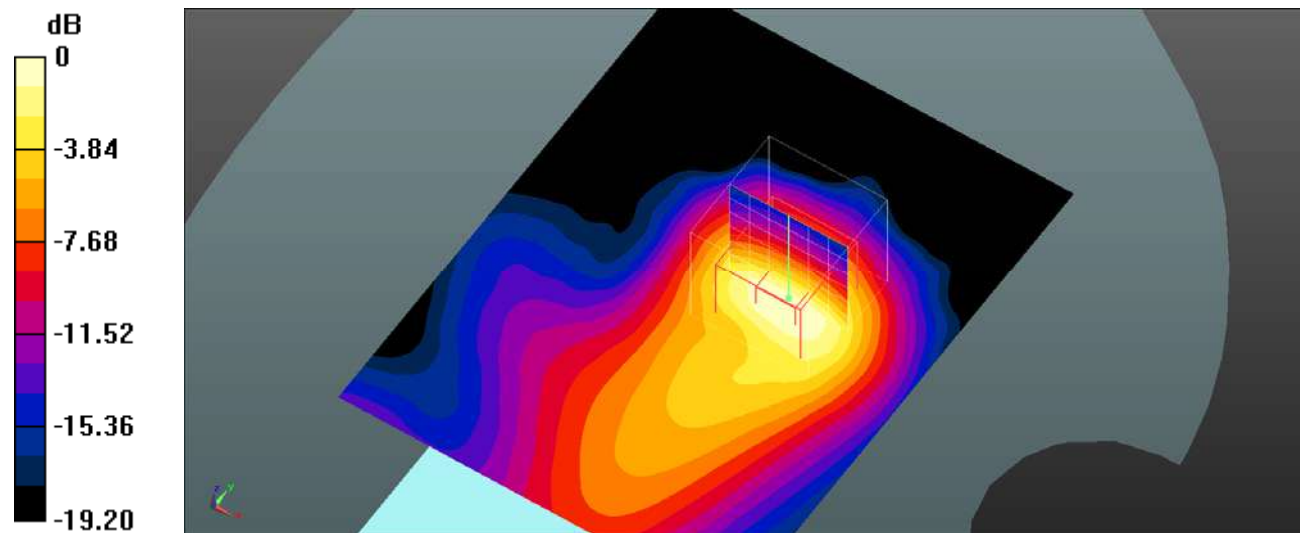
Communication System: UID 0, Generic TDD-LTE (0); Frequency: 2595 MHz; Duty Cycle: 1:1.58
Medium parameters used (interpolated): $f = 2595$ MHz; $\sigma = 1.983$ S/m; $\epsilon_r = 39.523$; $\rho = 1000$ kg/m³
Phantom section: Flat Section

DASY5 Configuration:

- Probe: EX3DV4- SN3619; ConvF(6.53, 6.53, 6.53); Calibrated: 2021/08/25
- Sensor-Surface: 4mm (Mechanical Surface Detection)
- Electronics: DAE4 Sn1211; Calibrated: 2022/03/01
- Phantom: Twin SAM; Type: QD000P40CD; Serial: TP:1744
- Measurement SW: DASY52, Version 52.10 (4); SEMCAD X Version 14.6.14 (7501)

Body Back/LTE Band 41 1RB Mid/Area Scan (101x131x1): Interpolated grid: dx=1.000 mm, dy=1.000 mm
Maximum value of SAR (interpolated) = 0.803 W/kg

Body Back/LTE Band 41 1RB Mid/Zoom Scan (7x7x7)/Cube 0: Measurement grid: dx=5mm, dy=5mm, dz=5mm
Reference Value = 10.94 V/m; Power Drift = -0.07 dB
Peak SAR (extrapolated) = 1.44 W/kg
SAR(1 g) = 0.700 W/kg; SAR(10 g) = 0.336 W/kg
Maximum value of SAR (measured) = 0.860 W/kg



0 dB = 0.860 W/kg = -0.66 dBW/kg

Plot 162#: LTE Band 41_50%RB_Body Back_Mid**DUT: Mobile Phone; Type: KH7; Serial: SZNS220224-05720E-SA-S1**

Communication System: UID 0, Generic TDD-LTE (0); Frequency: 2595 MHz; Duty Cycle: 1:1.58
Medium parameters used (interpolated): $f = 2595$ MHz; $\sigma = 1.983$ S/m; $\epsilon_r = 39.523$; $\rho = 1000$ kg/m³
Phantom section: Flat Section

DASY5 Configuration:

- Probe: EX3DV4- SN3619; ConvF(6.53, 6.53, 6.53); Calibrated: 2021/08/25
- Sensor-Surface: 4mm (Mechanical Surface Detection)
- Electronics: DAE4 Sn1211; Calibrated: 2022/03/01
- Phantom: Twin SAM; Type: QD000P40CD; Serial: TP:1744
- Measurement SW: DASY52, Version 52.10 (4); SEMCAD X Version 14.6.14 (7501)

Body Back/LTE Band 41 50%RB Mid/Area Scan (101x131x1): Interpolated grid: dx=1.000 mm, dy=1.000 mm
Maximum value of SAR (interpolated) = 0.772 W/kg

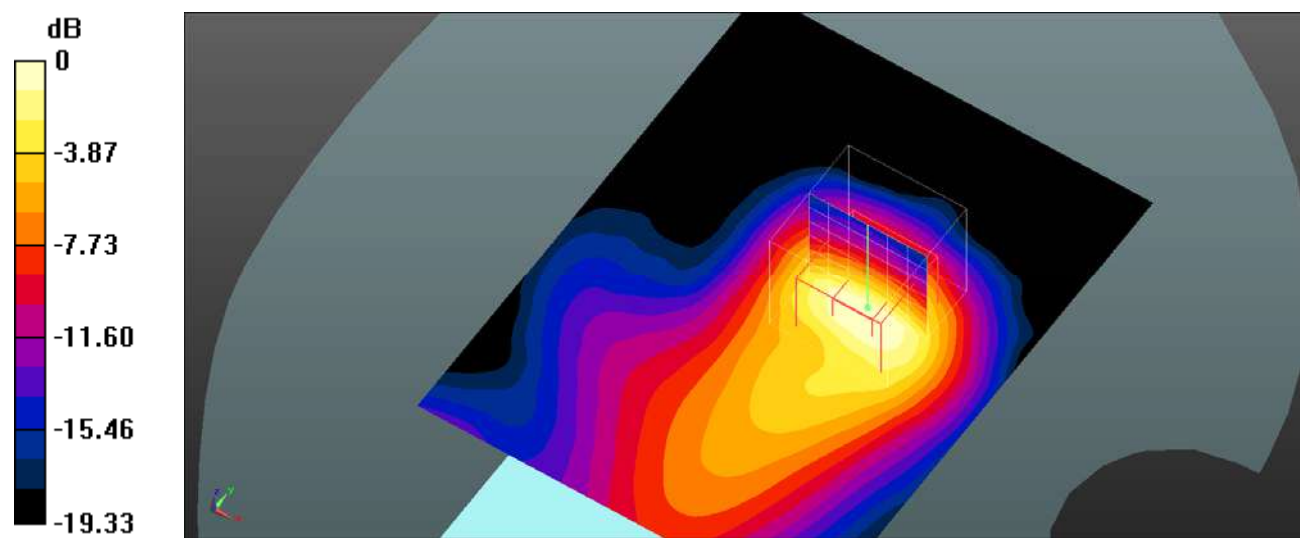
Body Back/LTE Band 41 50%RB Mid/Zoom Scan (7x7x7)/Cube 0: Measurement grid: dx=5mm, dy=5mm, dz=5mm

Reference Value = 10.92 V/m; Power Drift = -0.05 dB

Peak SAR (extrapolated) = 1.44 W/kg

SAR(1 g) = 0.575 W/kg; SAR(10 g) = 0.263 W/kg

Maximum value of SAR (measured) = 0.677 W/kg



0 dB = 0.677 W/kg = -1.69 dBW/kg

Plot 163#: LTE Band 41_1RB_Body Left_Mid**DUT: Mobile Phone; Type: KH7; Serial: SZNS220224-05720E-SA-S1**

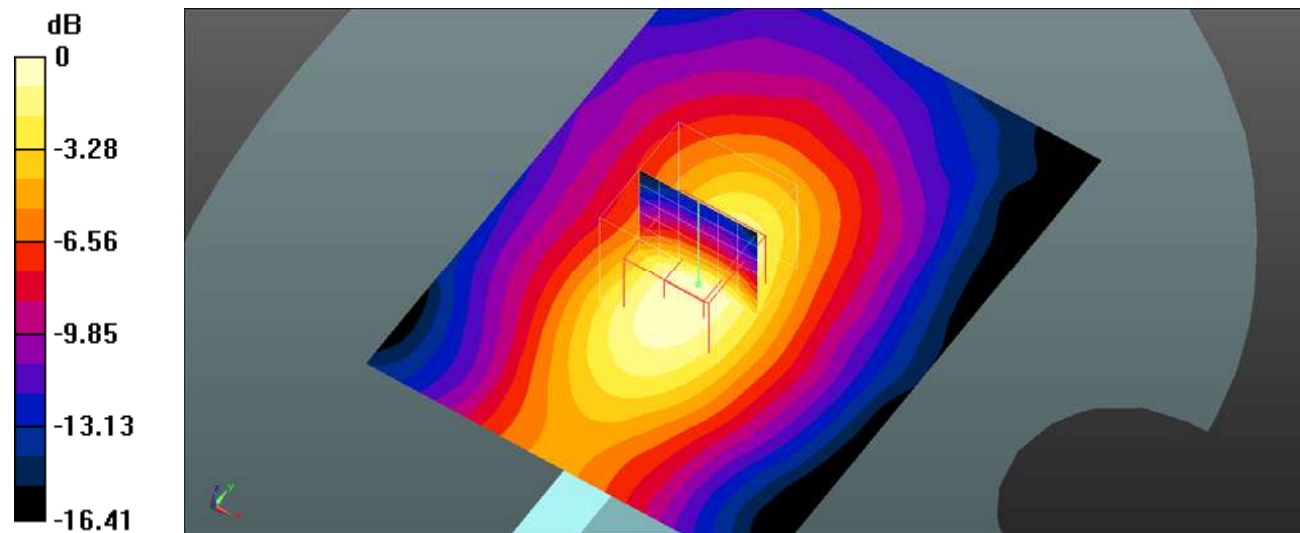
Communication System: UID 0, Generic TDD-LTE (0); Frequency: 2595 MHz; Duty Cycle: 1:1.58
Medium parameters used (interpolated): $f = 2595$ MHz; $\sigma = 1.983$ S/m; $\epsilon_r = 39.523$; $\rho = 1000$ kg/m³
Phantom section: Flat Section

DASY5 Configuration:

- Probe: EX3DV4- SN3619; ConvF(6.53, 6.53, 6.53); Calibrated: 2021/08/25
- Sensor-Surface: 4mm (Mechanical Surface Detection)
- Electronics: DAE4 Sn1211; Calibrated: 2022/03/01
- Phantom: Twin SAM; Type: QD000P40CD; Serial: TP:1744
- Measurement SW: DASY52, Version 52.10 (4); SEMCAD X Version 14.6.14 (7501)

Body Left/LTE Band 41 1RB Mid/Area Scan (101x131x1): Interpolated grid: dx=1.000 mm, dy=1.000 mm
Maximum value of SAR (interpolated) = 0.334 W/kg

Body Left/LTE Band 41 1RB Mid/Zoom Scan (7x7x7)/Cube 0: Measurement grid: dx=5mm, dy=5mm, dz=5mm
Reference Value = 13.97 V/m; Power Drift = -0.09 dB
Peak SAR (extrapolated) = 0.534 W/kg
SAR(1 g) = 0.300 W/kg; SAR(10 g) = 0.165 W/kg
Maximum value of SAR (measured) = 0.326 W/kg



0 dB = 0.326 W/kg = -4.87 dBW/kg

Plot 164#: LTE Band 41_50%RB_Body Left_Mid**DUT: Mobile Phone; Type: KH7; Serial: SZNS220224-05720E-SA-S1**

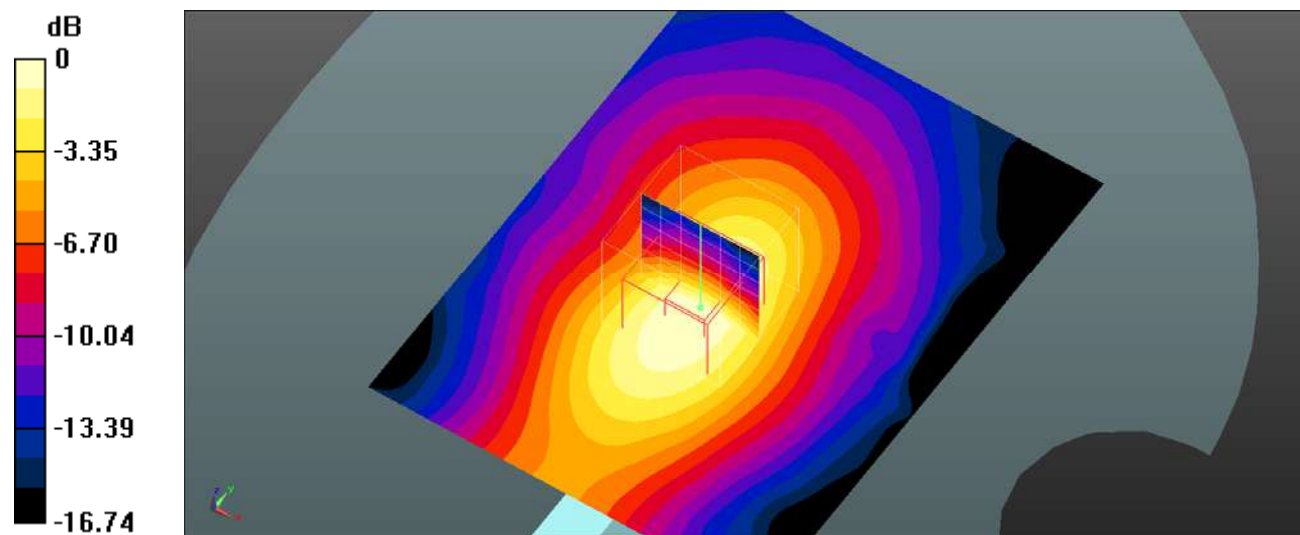
Communication System: UID 0, Generic TDD-LTE (0); Frequency: 2595 MHz; Duty Cycle: 1:1.58
Medium parameters used (interpolated): $f = 2595$ MHz; $\sigma = 1.983$ S/m; $\epsilon_r = 39.523$; $\rho = 1000$ kg/m³
Phantom section: Flat Section

DASY5 Configuration:

- Probe: EX3DV4- SN3619; ConvF(6.53, 6.53, 6.53); Calibrated: 2021/08/25
- Sensor-Surface: 4mm (Mechanical Surface Detection)
- Electronics: DAE4 Sn1211; Calibrated: 2022/03/01
- Phantom: Twin SAM; Type: QD000P40CD; Serial: TP:1744
- Measurement SW: DASY52, Version 52.10 (4); SEMCAD X Version 14.6.14 (7501)

Body Left/LTE Band 41 50%RB Mid/Area Scan (101x131x1): Interpolated grid: dx=1.000 mm, dy=1.000 mm
Maximum value of SAR (interpolated) = 0.278 W/kg

Body Left/LTE Band 41 50%RB Mid/Zoom Scan (7x7x7)/Cube 0: Measurement grid: dx=5mm, dy=5mm, dz=5mm
Reference Value = 11.59 V/m; Power Drift = -0.01 dB
Peak SAR (extrapolated) = 0.453 W/kg
SAR(1 g) = 0.252 W/kg; SAR(10 g) = 0.137 W/kg
Maximum value of SAR (measured) = 0.274 W/kg



0 dB = 0.274 W/kg = -5.62 dBW/kg

Plot 165#: LTE Band 41_1RB_Body Top_Mid**DUT: Mobile Phone; Type: KH7; Serial: SZNS220224-05720E-SA-S1**

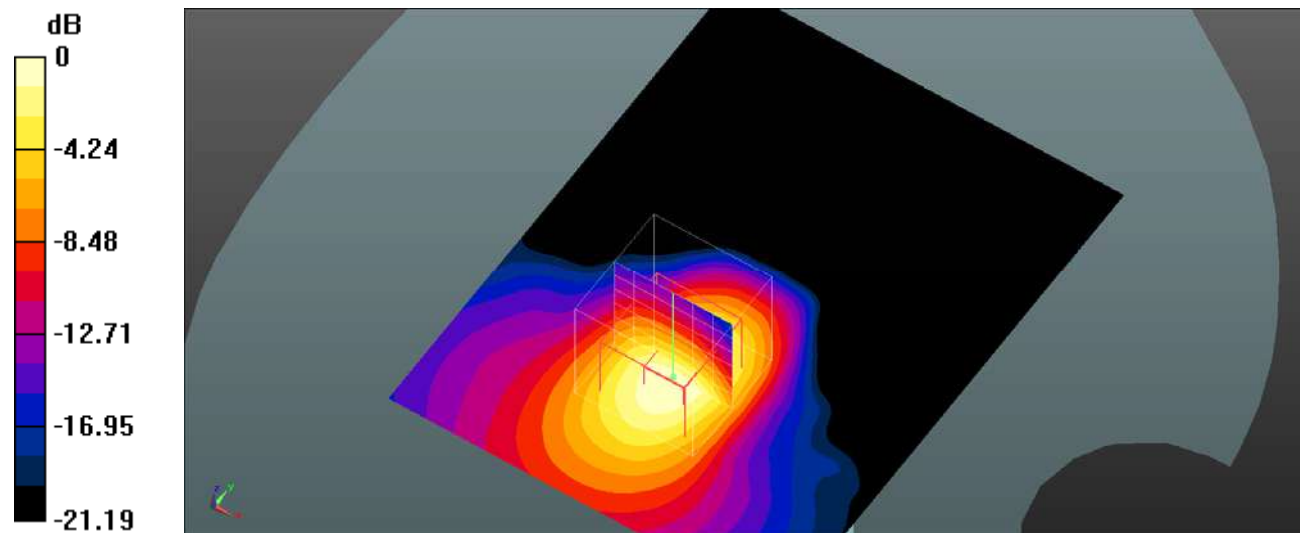
Communication System: UID 0, Generic TDD-LTE (0); Frequency: 2595 MHz; Duty Cycle: 1:1.58
Medium parameters used (interpolated): $f = 2595$ MHz; $\sigma = 1.983$ S/m; $\epsilon_r = 39.523$; $\rho = 1000$ kg/m³
Phantom section: Flat Section

DASY5 Configuration:

- Probe: EX3DV4- SN3619; ConvF(6.53, 6.53, 6.53); Calibrated: 2021/08/25
- Sensor-Surface: 4mm (Mechanical Surface Detection)
- Electronics: DAE4 Sn1211; Calibrated: 2022/03/01
- Phantom: Twin SAM; Type: QD000P40CD; Serial: TP:1744
- Measurement SW: DASY52, Version 52.10 (4); SEMCAD X Version 14.6.14 (7501)

Body Top/LTE Band 41 1RB Mid/Area Scan (101x131x1): Interpolated grid: dx=1.000 mm, dy=1.000 mm
Maximum value of SAR (interpolated) = 0.678 W/kg

Body Top/LTE Band 41 1RB Mid/Zoom Scan (7x7x7)/Cube 0: Measurement grid: dx=5mm, dy=5mm, dz=5mm
Reference Value = 8.093 V/m; Power Drift = -0.13 dB
Peak SAR (extrapolated) = 1.06 W/kg
SAR(1 g) = 0.573 W/kg; SAR(10 g) = 0.276 W/kg
Maximum value of SAR (measured) = 0.648 W/kg



Plot 166#: LTE Band 41_50%RB_Body Top_Mid**DUT: Mobile Phone; Type: KH7; Serial: SZNS220224-05720E-SA-S1**

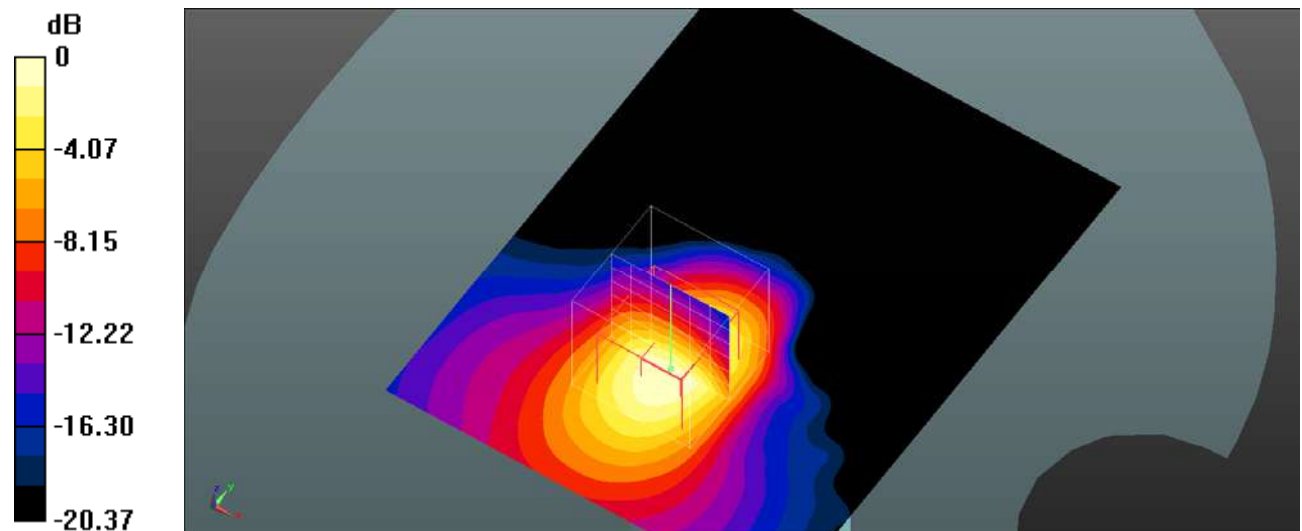
Communication System: UID 0, Generic TDD-LTE (0); Frequency: 2595 MHz; Duty Cycle: 1:1.58
Medium parameters used (interpolated): $f = 2595$ MHz; $\sigma = 1.983$ S/m; $\epsilon_r = 39.523$; $\rho = 1000$ kg/m³
Phantom section: Flat Section

DASY5 Configuration:

- Probe: EX3DV4- SN3619; ConvF(6.53, 6.53, 6.53); Calibrated: 2021/08/25
- Sensor-Surface: 4mm (Mechanical Surface Detection)
- Electronics: DAE4 Sn1211; Calibrated: 2022/03/01
- Phantom: Twin SAM; Type: QD000P40CD; Serial: TP:1744
- Measurement SW: DASY52, Version 52.10 (4); SEMCAD X Version 14.6.14 (7501)

Body Top/LTE Band 41 50%RB Mid/Area Scan (101x131x1): Interpolated grid: dx=1.000 mm, dy=1.000 mm
Maximum value of SAR (interpolated) = 0.557 W/kg

Body Top/LTE Band 41 50%RB Mid/Zoom Scan (7x7x7)/Cube 0: Measurement grid: dx=5mm, dy=5mm, dz=5mm
Reference Value = 7.276 V/m; Power Drift = -0.04 dB
Peak SAR (extrapolated) = 0.873 W/kg
SAR(1 g) = 0.470 W/kg; SAR(10 g) = 0.228 W/kg
Maximum value of SAR (measured) = 0.533 W/kg



0 dB = 0.533 W/kg = -2.73 dBW/kg

Plot 167#: LTE Band 66_1RB_Head Left Cheek_Mid**DUT: Mobile Phone; Type: KH7; Serial: SZNS220224-05720E-SA-S1**

Communication System: UID 0, Generic FDD-LTE (0); Frequency: 1745 MHz; Duty Cycle: 1:1

Medium parameters used (interpolated): $f = 1745$ MHz; $\sigma = 1.382$ S/m; $\epsilon_r = 39.634$; $\rho = 1000$ kg/m³

Phantom section: Left Section

DASY5 Configuration:

- Probe: EX3DV4- SN3619; ConvF(7.33, 7.33, 7.33); Calibrated: 2021/08/25
- Sensor-Surface: 4mm (Mechanical Surface Detection)
- Electronics: DAE4 Sn1211; Calibrated: 2022/03/01
- Phantom: Twin SAM; Type: QD000P40CD; Serial: TP:1744
- Measurement SW: DASY52, Version 52.10 (4); SEMCAD X Version 14.6.14 (7501)

Head Left Cheek/LTE Band 66 1RB Mid/Area Scan (71x91x1): Interpolated grid: $dx=1.500$ mm, $dy=1.500$ mm

Maximum value of SAR (interpolated) = 0.598 W/kg

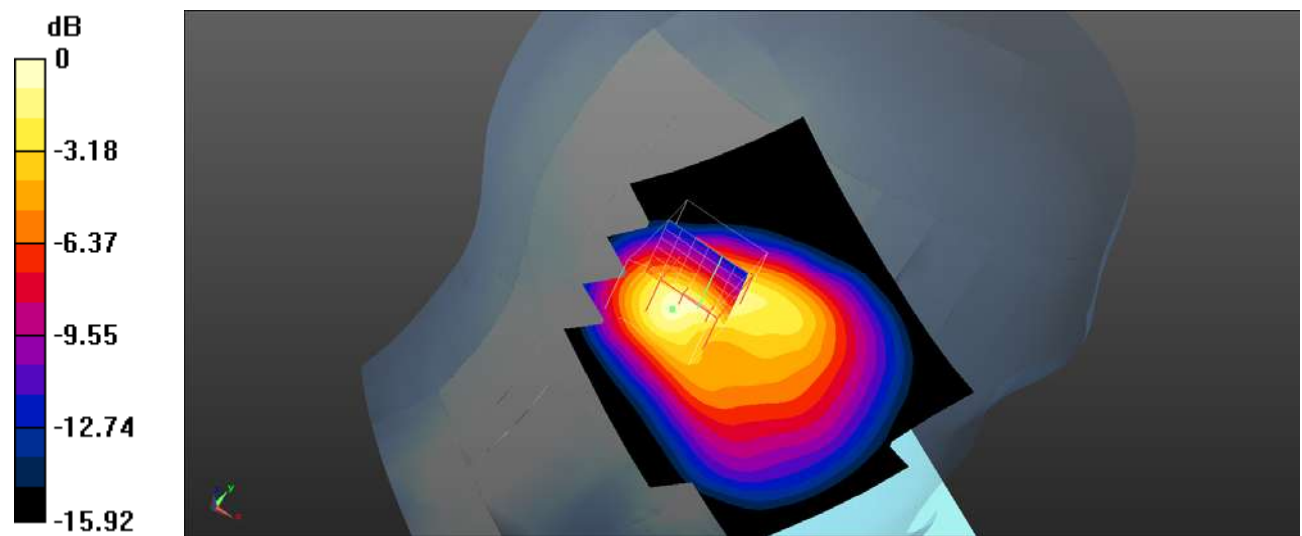
Head Left Cheek/LTE Band 66 1RB Mid/Zoom Scan (7x7x7)/Cube 0: Measurement grid: $dx=5$ mm, $dy=5$ mm, $dz=5$ mm

Reference Value = 20.39 V/m; Power Drift = -0.17 dB

Peak SAR (extrapolated) = 1.19 W/kg

SAR(1 g) = 0.638 W/kg; SAR(10 g) = 0.332 W/kg

Maximum value of SAR (measured) = 0.708 W/kg



0 dB = 0.708 W/kg = -1.50 dBW/kg

Plot 168#: LTE Band 66_50%RB_Head Left Cheek_Mid**DUT: Mobile Phone; Type: KH7; Serial: SZNS220224-05720E-SA-S1**

Communication System: UID 0, Generic FDD-LTE (0); Frequency: 1745 MHz; Duty Cycle: 1:1

Medium parameters used (interpolated): $f = 1745$ MHz; $\sigma = 1.382$ S/m; $\epsilon_r = 39.634$; $\rho = 1000$ kg/m³

Phantom section: Left Section

DASY5 Configuration:

- Probe: EX3DV4- SN3619; ConvF(7.33, 7.33, 7.33); Calibrated: 2021/08/25
- Sensor-Surface: 4mm (Mechanical Surface Detection)
- Electronics: DAE4 Sn1211; Calibrated: 2022/03/01
- Phantom: Twin SAM; Type: QD000P40CD; Serial: TP:1744
- Measurement SW: DASY52, Version 52.10 (4); SEMCAD X Version 14.6.14 (7501)

Head Left Cheek/LTE Band 66 50%RB Mid/Area Scan (71x91x1): Interpolated grid: dx=1.500 mm, dy=1.500 mm

Maximum value of SAR (interpolated) = 0.499 W/kg


Head Left Cheek/LTE Band 66 50%RB Mid/Zoom Scan (7x7x7)/Cube 0: Measurement grid: dx=5mm, dy=5mm, dz=5mm

Reference Value = 18.41 V/m; Power Drift = -0.12 dB

Peak SAR (extrapolated) = 0.939 W/kg

SAR(1 g) = 0.517 W/kg; SAR(10 g) = 0.271 W/kg

Maximum value of SAR (measured) = 0.565 W/kg



0 dB = 0.565 W/kg = -2.48 dBW/kg

Plot 169#: LTE Band 66_1RB_Head Left Tilt_Mid**DUT: Mobile Phone; Type: KH7; Serial: SZNS220224-05720E-SA-S1**

Communication System: UID 0, Generic FDD-LTE (0); Frequency: 1745 MHz; Duty Cycle: 1:1

Medium parameters used (interpolated): $f = 1745$ MHz; $\sigma = 1.382$ S/m; $\epsilon_r = 39.634$; $\rho = 1000$ kg/m³

Phantom section: Left Section

DASY5 Configuration:

- Probe: EX3DV4- SN3619; ConvF(7.33, 7.33, 7.33); Calibrated: 2021/08/25
- Sensor-Surface: 4mm (Mechanical Surface Detection)
- Electronics: DAE4 Sn1211; Calibrated: 2022/03/01
- Phantom: Twin SAM; Type: QD000P40CD; Serial: TP:1744
- Measurement SW: DASY52, Version 52.10 (4); SEMCAD X Version 14.6.14 (7501)

Head Left Tilt/LTE Band 66 1RB Mid/Area Scan (71x91x1): Interpolated grid: dx=1.500 mm, dy=1.500 mm

Maximum value of SAR (interpolated) = 0.771 W/kg

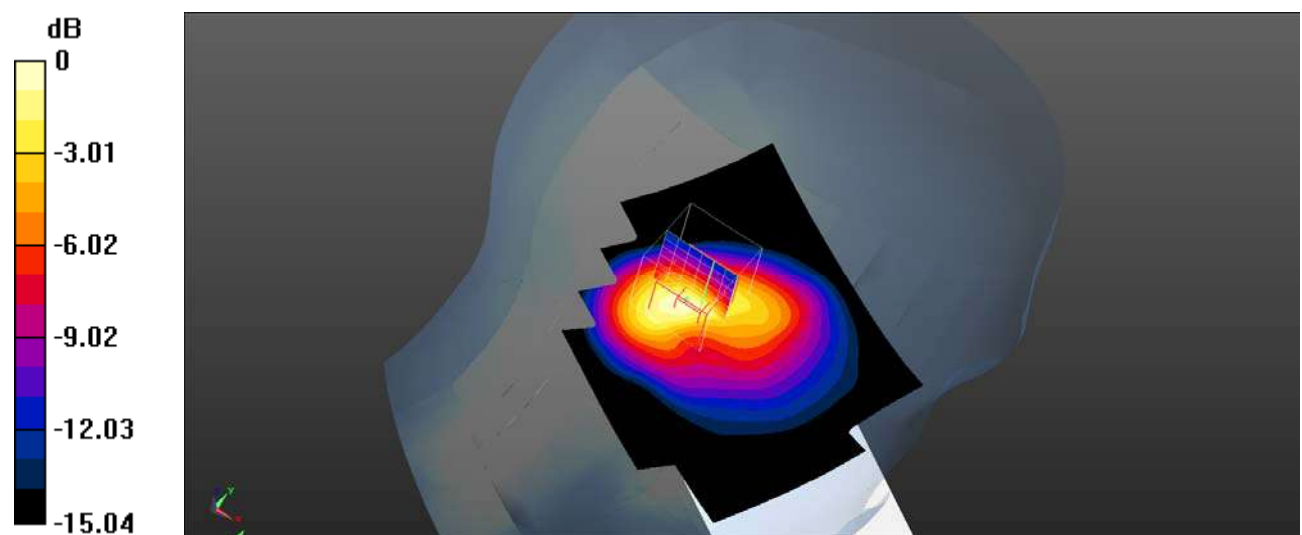
Head Left Tilt/LTE Band 66 1RB Mid/Zoom Scan (7x7x7)/Cube 0: Measurement grid: dx=5mm, dy=5mm, dz=5mm

Reference Value = 24.26 V/m; Power Drift = -0.09 dB

Peak SAR (extrapolated) = 1.48 W/kg

SAR(1 g) = 0.731 W/kg; SAR(10 g) = 0.374 W/kg

Maximum value of SAR (measured) = 0.865 W/kg



0 dB = 0.865 W/kg = -0.63 dBW/kg

Plot 170#: LTE Band 66_50%RB_Head Left Tilt_Mid**DUT: Mobile Phone; Type: KH7; Serial: SZNS220224-05720E-SA-S1**

Communication System: UID 0, Generic FDD-LTE (0); Frequency: 1745 MHz; Duty Cycle: 1:1

Medium parameters used (interpolated): $f = 1745$ MHz; $\sigma = 1.382$ S/m; $\epsilon_r = 39.634$; $\rho = 1000$ kg/m³

Phantom section: Left Section

DASY5 Configuration:

- Probe: EX3DV4- SN3619; ConvF(7.33, 7.33, 7.33); Calibrated: 2021/08/25
- Sensor-Surface: 4mm (Mechanical Surface Detection)
- Electronics: DAE4 Sn1211; Calibrated: 2022/03/01
- Phantom: Twin SAM; Type: QD000P40CD; Serial: TP:1744
- Measurement SW: DASY52, Version 52.10 (4); SEMCAD X Version 14.6.14 (7501)

Head Left Tilt/LTE Band 66 50%RB Mid/Area Scan (71x91x1): Interpolated grid: dx=1.500 mm, dy=1.500 mm

Maximum value of SAR (interpolated) = 0.626 W/kg

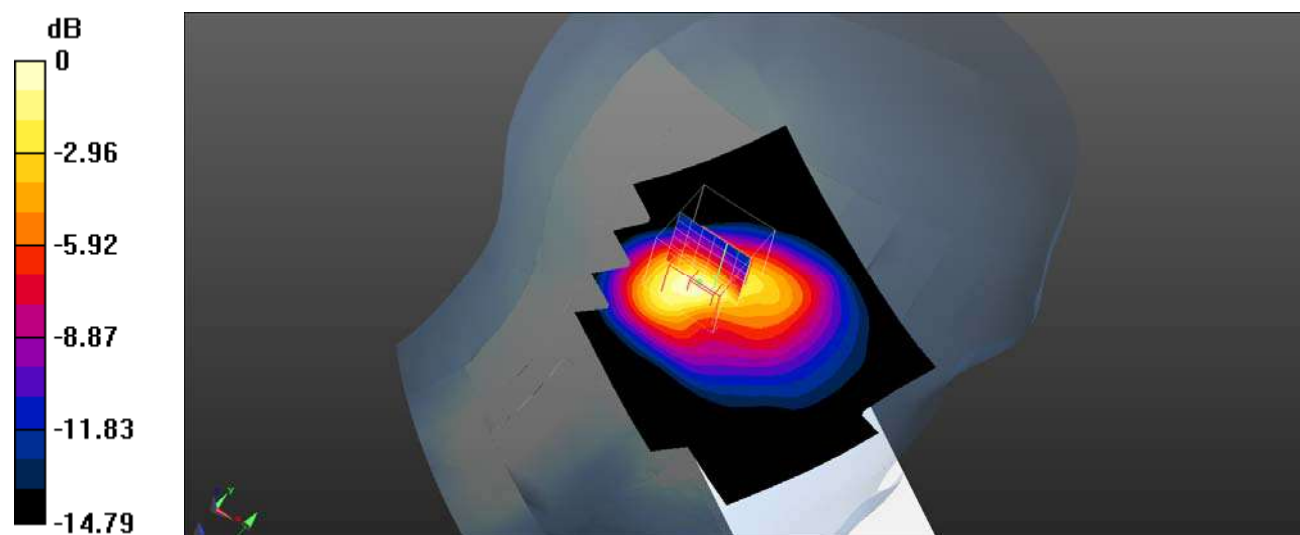
Head Left Tilt/LTE Band 66 50%RB Mid/Zoom Scan (7x7x7)/Cube 0: Measurement grid: dx=5mm, dy=5mm, dz=5mm

Reference Value = 21.46 V/m; Power Drift = 0.09 dB

Peak SAR (extrapolated) = 1.27 W/kg

SAR(1 g) = 0.607 W/kg; SAR(10 g) = 0.311 W/kg

Maximum value of SAR (measured) = 0.727 W/kg



0 dB = 0.727 W/kg = -1.38 dBW/kg

Plot 171#: LTE Band 66_1RB_Head Right Cheek_Low**DUT: Mobile Phone; Type: KH7; Serial: SZNS220224-05720E-SA-S1**

Communication System: UID 0, Generic FDD-LTE (0); Frequency: 1720 MHz; Duty Cycle: 1:1

Medium parameters used (interpolated): $f = 1720$ MHz; $\sigma = 1.376$ S/m; $\epsilon_r = 41.091$; $\rho = 1000$ kg/m³

Phantom section: Right Section

DASY5 Configuration:

- Probe: EX3DV4- SN3619; ConvF(7.33, 7.33, 7.33); Calibrated: 2021/08/25
- Sensor-Surface: 4mm (Mechanical Surface Detection)
- Electronics: DAE4 Sn1211; Calibrated: 2022/03/01
- Phantom: Twin SAM; Type: QD000P40CD; Serial: TP:1744
- Measurement SW: DASY52, Version 52.10 (4); SEMCAD X Version 14.6.14 (7501)

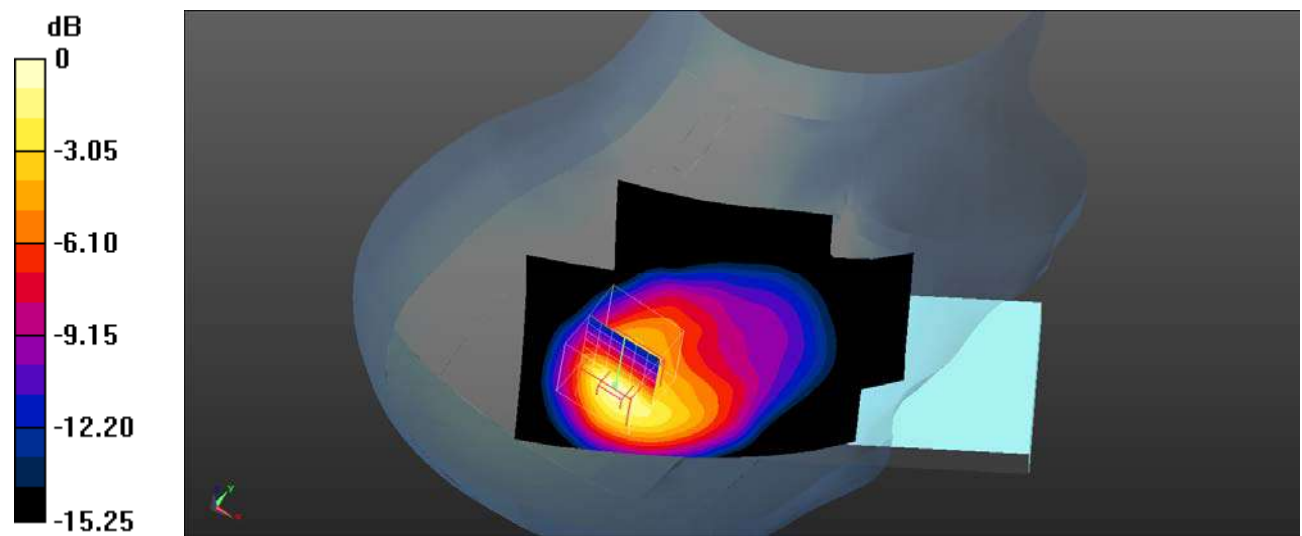
Head Right Cheek/LTE Band 66 1RB Low/Area Scan (71x91x1): Interpolated grid: dx=1.500 mm, dy=1.500 mm
Maximum value of SAR (interpolated) = 0.848 W/kg**Head Right Cheek/LTE Band 66 1RB Low/Zoom Scan (7x7x7)/Cube 0:** Measurement grid: dx=5mm, dy=5mm, dz=5mm

Reference Value = 15.46 V/m; Power Drift = -0.06 dB

Peak SAR (extrapolated) = 1.57 W/kg

SAR(1 g) = 0.825 W/kg; SAR(10 g) = 0.422 W/kg

Maximum value of SAR (measured) = 0.910 W/kg



Plot 172#: LTE Band 66_1RB_Head Right Cheek_Mid**DUT: Mobile Phone; Type: KH7; Serial: SZNS220224-05720E-SA-S1**

Communication System: UID 0, Generic FDD-LTE (0); Frequency: 1745 MHz; Duty Cycle: 1:1

Medium parameters used (interpolated): $f = 1745$ MHz; $\sigma = 1.382$ S/m; $\epsilon_r = 39.634$; $\rho = 1000$ kg/m³

Phantom section: Right Section

DASY5 Configuration:

- Probe: EX3DV4- SN3619; ConvF(7.33, 7.33, 7.33); Calibrated: 2021/08/25
- Sensor-Surface: 4mm (Mechanical Surface Detection)
- Electronics: DAE4 Sn1211; Calibrated: 2022/03/01
- Phantom: Twin SAM; Type: QD000P40CD; Serial: TP:1744
- Measurement SW: DASY52, Version 52.10 (4); SEMCAD X Version 14.6.14 (7501)

Head Right Cheek/LTE Band 66 1RB Mid/Area Scan (71x91x1): Interpolated grid: dx=1.500 mm, dy=1.500 mm

Maximum value of SAR (interpolated) = 0.888 W/kg

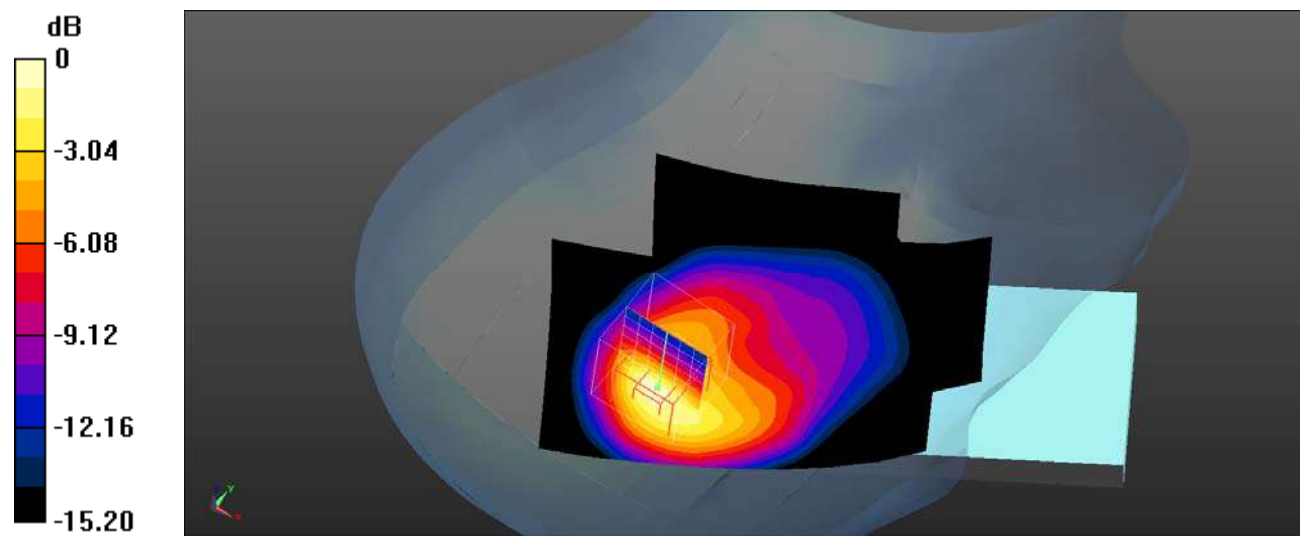
Head Right Cheek/LTE Band 66 1RB Mid/Zoom Scan (7x7x7)/Cube 0: Measurement grid: dx=5mm, dy=5mm, dz=5mm

Reference Value = 15.95 V/m; Power Drift = -0.01 dB

Peak SAR (extrapolated) = 1.64 W/kg

SAR(1 g) = 0.868 W/kg; SAR(10 g) = 0.445 W/kg

Maximum value of SAR (measured) = 0.950 W/kg



0 dB = 0.950 W/kg = -0.22 dBW/kg

Plot 173#: LTE Band 66_1RB_Head Right Cheek_High**DUT: Mobile Phone; Type: KH7; Serial: SZNS220224-05720E-SA-S1**

Communication System: UID 0, Generic FDD-LTE (0); Frequency: 1770 MHz; Duty Cycle: 1:1

Medium parameters used (interpolated): $f = 1770$ MHz; $\sigma = 1.399$ S/m; $\epsilon_r = 41.25$; $\rho = 1000$ kg/m³

Phantom section: Right Section

DASY5 Configuration:

- Probe: EX3DV4- SN3619; ConvF(7.33, 7.33, 7.33); Calibrated: 2021/08/25
- Sensor-Surface: 4mm (Mechanical Surface Detection)
- Electronics: DAE4 Sn1211; Calibrated: 2022/03/01
- Phantom: Twin SAM; Type: QD000P40CD; Serial: TP:1744
- Measurement SW: DASY52, Version 52.10 (4); SEMCAD X Version 14.6.14 (7501)

Head Right Cheek/LTE Band 66 1RB High/Area Scan (71x91x1): Interpolated grid: dx=1.500 mm, dy=1.500 mm

Maximum value of SAR (interpolated) = 0.859 W/kg

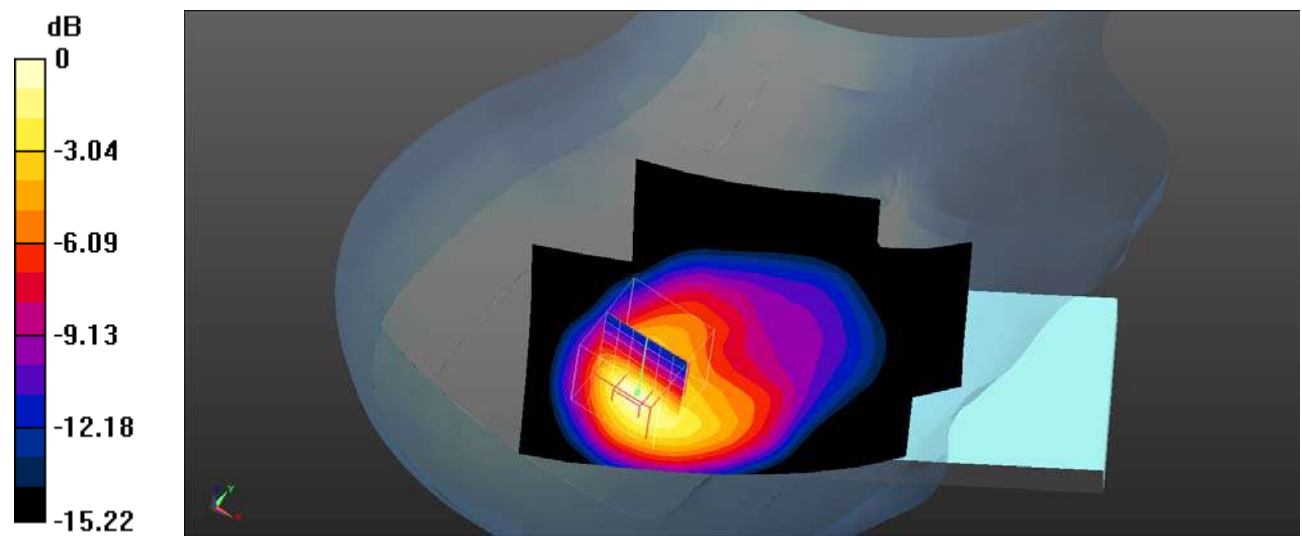
Head Right Cheek/LTE Band 66 1RB High/Zoom Scan (7x7x7)/Cube 0: Measurement grid: dx=5mm, dy=5mm, dz=5mm

Reference Value = 15.18 V/m; Power Drift = -0.03 dB

Peak SAR (extrapolated) = 1.57 W/kg

SAR(1 g) = 0.834 W/kg; SAR(10 g) = 0.427 W/kg

Maximum value of SAR (measured) = 0.912 W/kg



0 dB = 0.912 W/kg = -0.40 dBW/kg

Plot 174#: LTE Band 66_50%RB_Head Right Cheek_Mid**DUT: Mobile Phone; Type: KH7; Serial: SZNS220224-05720E-SA-S1**

Communication System: UID 0, Generic FDD-LTE (0); Frequency: 1745 MHz; Duty Cycle: 1:1

Medium parameters used (interpolated): $f = 1745$ MHz; $\sigma = 1.382$ S/m; $\epsilon_r = 39.634$; $\rho = 1000$ kg/m³

Phantom section: Right Section

DASY5 Configuration:

- Probe: EX3DV4- SN3619; ConvF(7.33, 7.33, 7.33); Calibrated: 2021/08/25
- Sensor-Surface: 4mm (Mechanical Surface Detection)
- Electronics: DAE4 Sn1211; Calibrated: 2022/03/01
- Phantom: Twin SAM; Type: QD000P40CD; Serial: TP:1744
- Measurement SW: DASY52, Version 52.10 (4); SEMCAD X Version 14.6.14 (7501)

Head Right Cheek/LTE Band 66 50%RB Mid/Area Scan (71x91x1): Interpolated grid: dx=1.500 mm, dy=1.500 mm

Maximum value of SAR (interpolated) = 0.724 W/kg

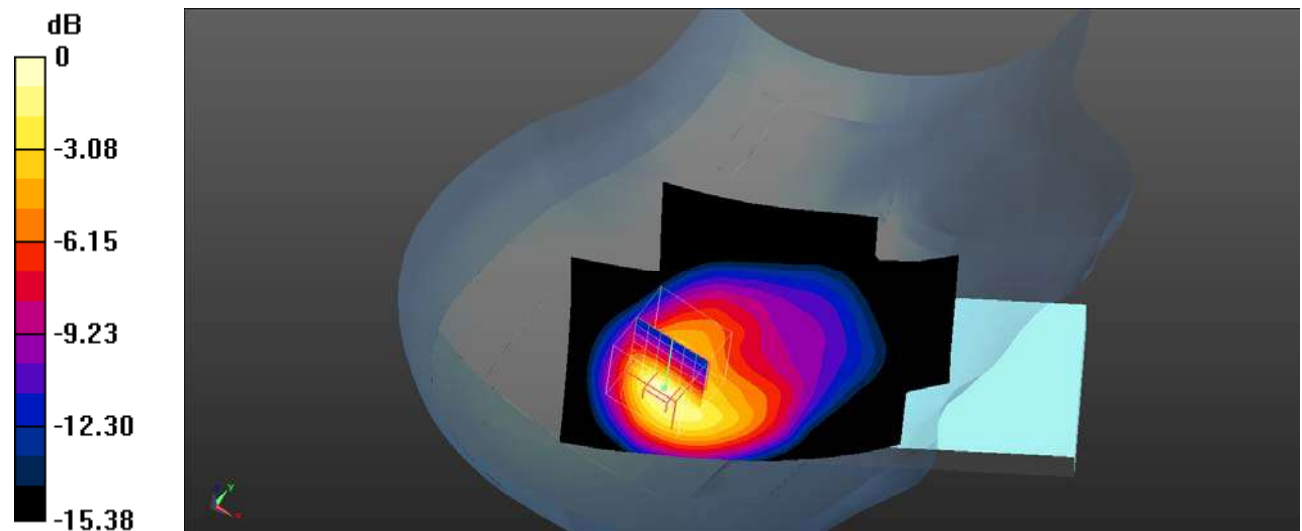
Head Right Cheek/LTE Band 66 50%RB Mid/Zoom Scan (7x7x7)/Cube 0: Measurement grid: dx=5mm, dy=5mm, dz=5mm

Reference Value = 14.08 V/m; Power Drift = -0.03 dB

Peak SAR (extrapolated) = 1.36 W/kg

SAR(1 g) = 0.713 W/kg; SAR(10 g) = 0.364 W/kg

Maximum value of SAR (measured) = 0.781 W/kg



0 dB = 0.781 W/kg = -1.07 dBW/kg

Plot 175#: LTE Band 66_100%RB_Head Right Cheek_Mid**DUT: Mobile Phone; Type: KH7; Serial: SZNS220224-05720E-SA-S1**

Communication System: UID 0, Generic FDD-LTE (0); Frequency: 1745 MHz; Duty Cycle: 1:1

Medium parameters used (interpolated): $f = 1745$ MHz; $\sigma = 1.382$ S/m; $\epsilon_r = 39.634$; $\rho = 1000$ kg/m³

Phantom section: Right Section

DASY5 Configuration:

- Probe: EX3DV4- SN3619; ConvF(7.33, 7.33, 7.33); Calibrated: 2021/08/25
- Sensor-Surface: 4mm (Mechanical Surface Detection)
- Electronics: DAE4 Sn1211; Calibrated: 2022/03/01
- Phantom: Twin SAM; Type: QD000P40CD; Serial: TP:1744
- Measurement SW: DASY52, Version 52.10 (4); SEMCAD X Version 14.6.14 (7501)

Head Right Cheek/LTE Band 66 100%RB Mid/Area Scan (71x91x1): Interpolated grid: dx=1.500 mm, dy=1.500 mm

Maximum value of SAR (interpolated) = 0.729 W/kg

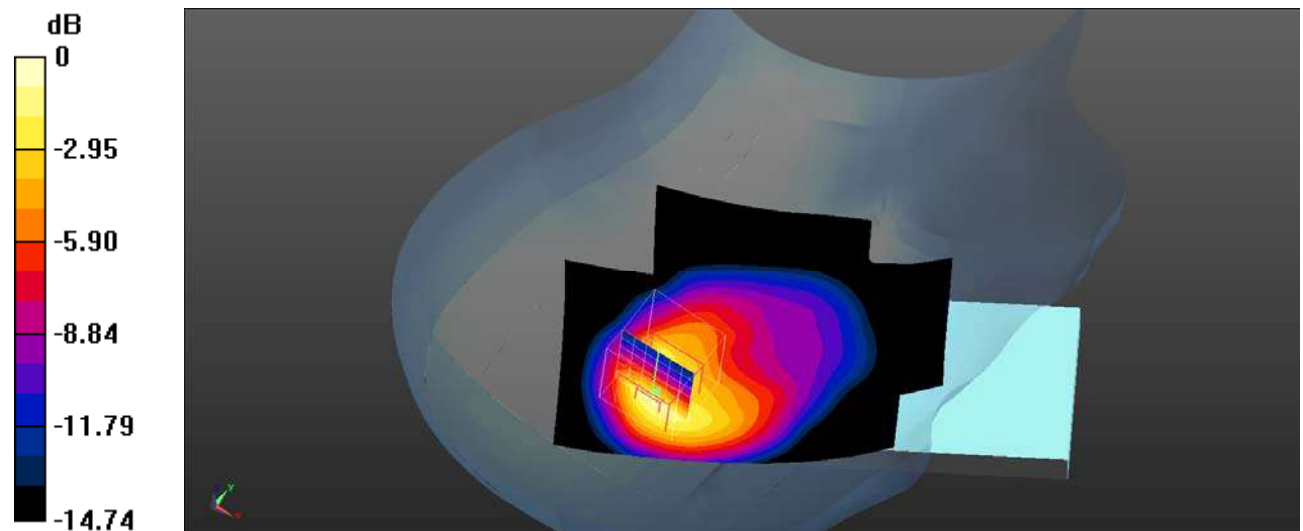
Head Right Cheek/LTE Band 66 100%RB Mid/Zoom Scan (7x7x7)/Cube 0: Measurement grid: dx=5mm, dy=5mm, dz=5mm

Reference Value = 14.46 V/m; Power Drift = -0.01 dB

Peak SAR (extrapolated) = 1.34 W/kg

SAR(1 g) = 0.704 W/kg; SAR(10 g) = 0.361 W/kg

Maximum value of SAR (measured) = 0.771 W/kg



0 dB = 0.771 W/kg = -1.13 dBW/kg

Plot 176#: LTE Band 66_1RB_Head Right Tilt_Low**DUT: Mobile Phone; Type: KH7; Serial: SZNS220224-05720E-SA-S1**

Communication System: UID 0, Generic FDD-LTE (0); Frequency: 1720 MHz; Duty Cycle: 1:1

Medium parameters used (interpolated): $f = 1720$ MHz; $\sigma = 1.376$ S/m; $\epsilon_r = 41.091$; $\rho = 1000$ kg/m³

Phantom section: Right Section

DASY5 Configuration:

- Probe: EX3DV4- SN3619; ConvF(7.33, 7.33, 7.33); Calibrated: 2021/08/25
- Sensor-Surface: 4mm (Mechanical Surface Detection)
- Electronics: DAE4 Sn1211; Calibrated: 2022/03/01
- Phantom: Twin SAM; Type: QD000P40CD; Serial: TP:1744
- Measurement SW: DASY52, Version 52.10 (4); SEMCAD X Version 14.6.14 (7501)

Head Right Tilt/LTE Band 66 1RB Low/Area Scan (71x91x1): Interpolated grid: dx=1.500 mm, dy=1.500 mm

Maximum value of SAR (interpolated) = 1.03 W/kg

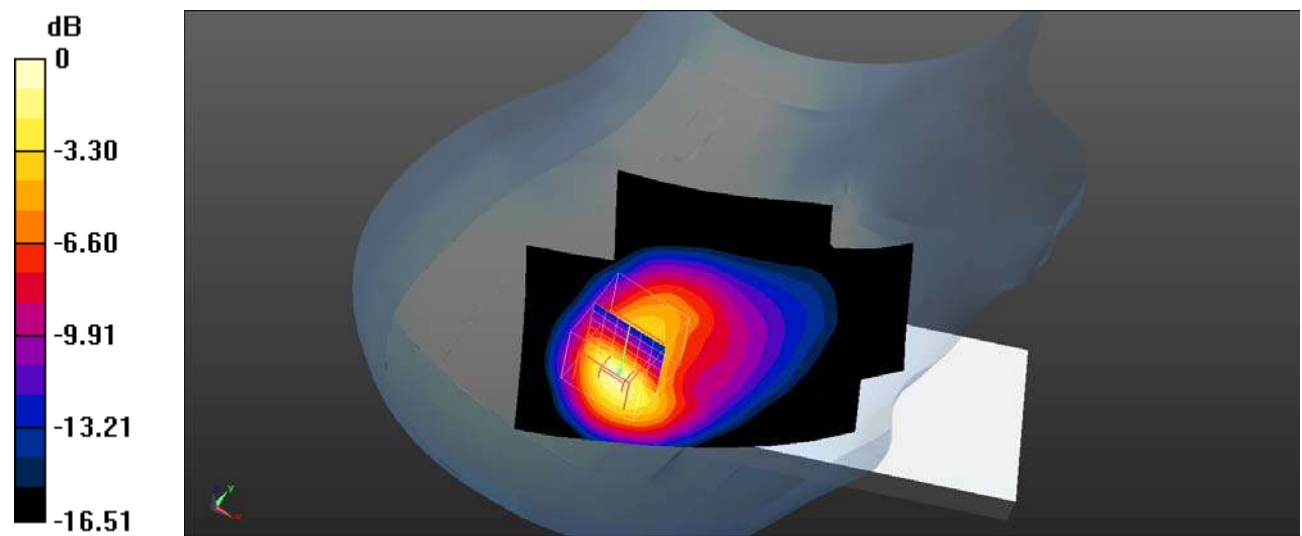
Head Right Tilt/LTE Band 66 1RB Low/Zoom Scan (7x7x7)/Cube 0: Measurement grid: dx=5mm, dy=5mm, dz=5mm

Reference Value = 18.37 V/m; Power Drift = 0.01 dB

Peak SAR (extrapolated) = 1.99 W/kg

SAR(1 g) = 1.01 W/kg; SAR(10 g) = 0.499 W/kg

Maximum value of SAR (measured) = 1.14 W/kg



0 dB = 1.14 W/kg = 0.57 dBW/kg

Plot 177#: LTE Band 66_1RB_Head Right Tilt_Mid**DUT: Mobile Phone; Type: KH7; Serial: SZNS220224-05720E-SA-S1**

Communication System: UID 0, Generic FDD-LTE (0); Frequency: 1745 MHz; Duty Cycle: 1:1

Medium parameters used (interpolated): $f = 1745$ MHz; $\sigma = 1.382$ S/m; $\epsilon_r = 39.634$; $\rho = 1000$ kg/m³

Phantom section: Right Section

DASY5 Configuration:

- Probe: EX3DV4- SN3619; ConvF(7.33, 7.33, 7.33); Calibrated: 2021/08/25
- Sensor-Surface: 4mm (Mechanical Surface Detection)
- Electronics: DAE4 Sn1211; Calibrated: 2022/03/01
- Phantom: Twin SAM; Type: QD000P40CD; Serial: TP:1744
- Measurement SW: DASY52, Version 52.10 (4); SEMCAD X Version 14.6.14 (7501)

Head Right Tilt/LTE Band 66 1RB Mid/Area Scan (71x91x1): Interpolated grid: dx=1.500 mm, dy=1.500 mm

Maximum value of SAR (interpolated) = 1.12 W/kg

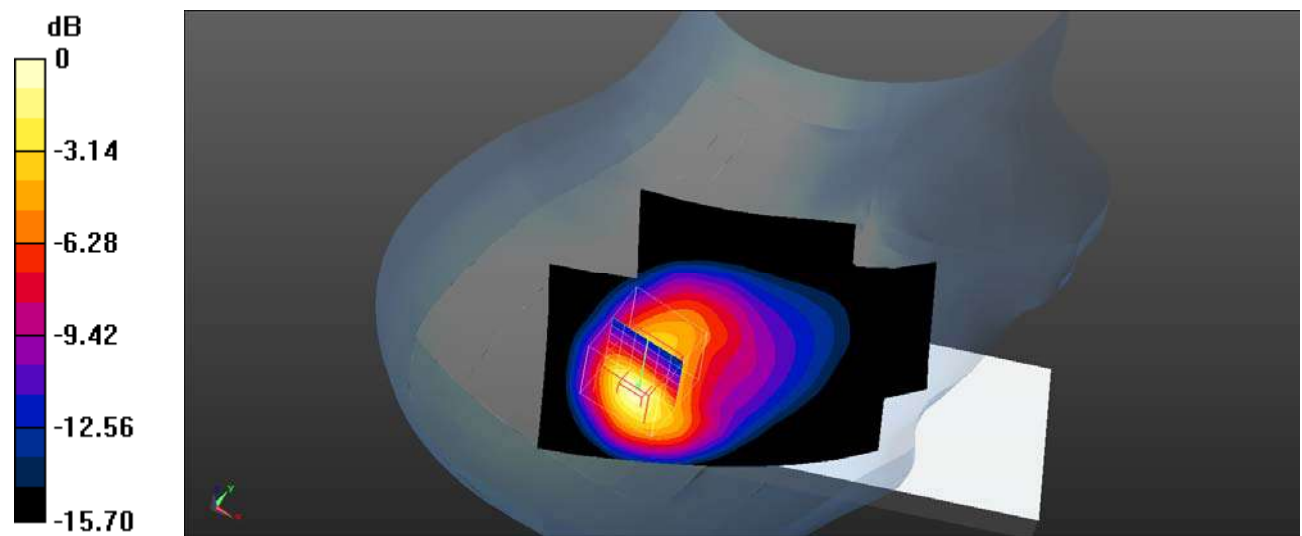
Head Right Tilt/LTE Band 66 1RB Mid/Zoom Scan (7x7x7)/Cube 0: Measurement grid: dx=5mm, dy=5mm, dz=5mm

Reference Value = 17.85 V/m; Power Drift = -0.09 dB

Peak SAR (extrapolated) = 2.04 W/kg

SAR(1 g) = 1.06 W/kg; SAR(10 g) = 0.526 W/kg

Maximum value of SAR (measured) = 1.18 W/kg



0 dB = 1.18 W/kg = 0.72 dBW/kg

Plot 178#: LTE Band 66_1RB_Head Right Tilt_High**DUT: Mobile Phone; Type: KH7; Serial: SZNS220224-05720E-SA-S1**

Communication System: UID 0, Generic FDD-LTE (0); Frequency: 1770 MHz; Duty Cycle: 1:1

Medium parameters used (interpolated): $f = 1770$ MHz; $\sigma = 1.399$ S/m; $\epsilon_r = 41.25$; $\rho = 1000$ kg/m³

Phantom section: Right Section

DASY5 Configuration:

- Probe: EX3DV4- SN3619; ConvF(7.33, 7.33, 7.33); Calibrated: 2021/08/25
- Sensor-Surface: 4mm (Mechanical Surface Detection)
- Electronics: DAE4 Sn1211; Calibrated: 2022/03/01
- Phantom: Twin SAM; Type: QD000P40CD; Serial: TP:1744
- Measurement SW: DASY52, Version 52.10 (4); SEMCAD X Version 14.6.14 (7501)

Head Right Tilt/LTE Band 66 1RB High/Area Scan (71x91x1): Interpolated grid: dx=1.500 mm, dy=1.500 mm

Maximum value of SAR (interpolated) = 1.07 W/kg

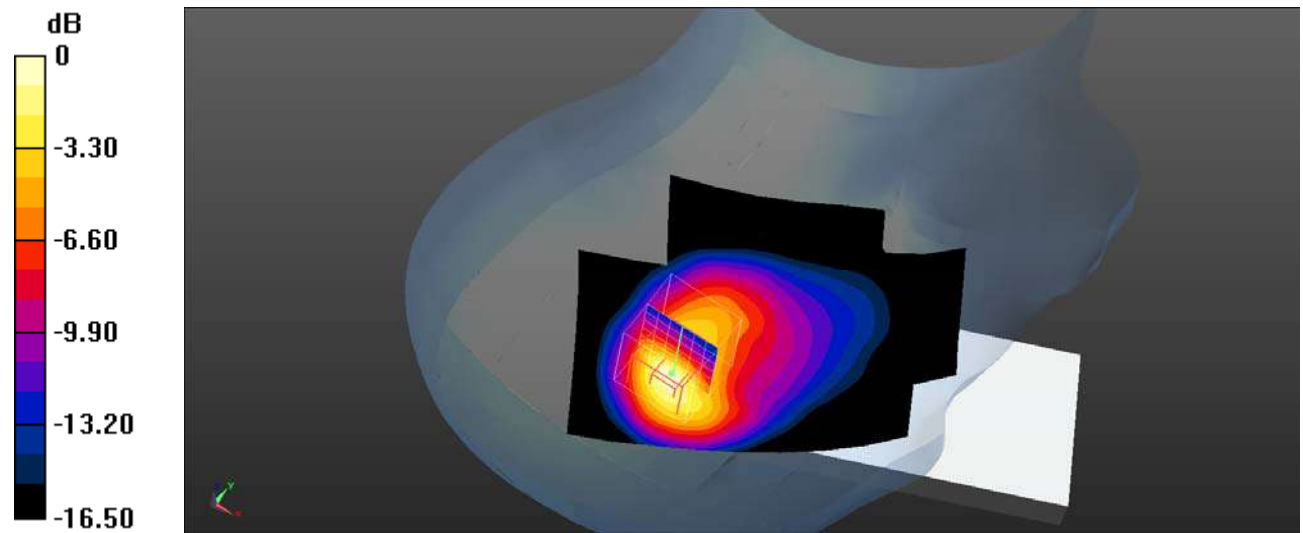
Head Right Tilt/LTE Band 66 1RB High/Zoom Scan (7x7x7)/Cube 0: Measurement grid: dx=5mm, dy=5mm, dz=5mm

Reference Value = 18.26 V/m; Power Drift = 0.03 dB

Peak SAR (extrapolated) = 2.03 W/kg

SAR(1 g) = 1.05 W/kg; SAR(10 g) = 0.516 W/kg

Maximum value of SAR (measured) = 1.16 W/kg



0 dB = 1.16 W/kg = 0.64 dBW/kg

Plot 179#: LTE Band 66_50%RB_Head Right Tilt_Mid**DUT: Mobile Phone; Type: KH7; Serial: SZNS220224-05720E-SA-S1**

Communication System: UID 0, Generic FDD-LTE (0); Frequency: 1745 MHz; Duty Cycle: 1:1

Medium parameters used (interpolated): $f = 1745$ MHz; $\sigma = 1.382$ S/m; $\epsilon_r = 39.634$; $\rho = 1000$ kg/m³

Phantom section: Right Section

DASY5 Configuration:

- Probe: EX3DV4- SN3619; ConvF(7.33, 7.33, 7.33); Calibrated: 2021/08/25
- Sensor-Surface: 4mm (Mechanical Surface Detection)
- Electronics: DAE4 Sn1211; Calibrated: 2022/03/01
- Phantom: Twin SAM; Type: QD000P40CD; Serial: TP:1744
- Measurement SW: DASY52, Version 52.10 (4); SEMCAD X Version 14.6.14 (7501)

Head Right Tilt/LTE Band 66 50%RB Mid/Area Scan (71x91x1): Interpolated grid: dx=1.500 mm, dy=1.500 mm

Maximum value of SAR (interpolated) = 0.944 W/kg

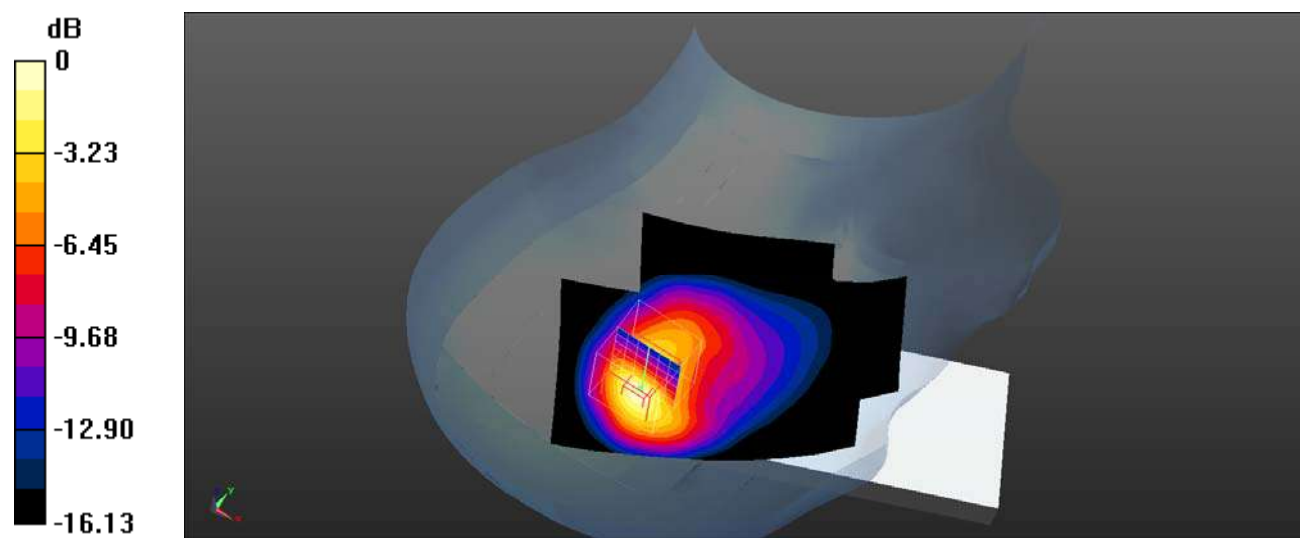
Head Right Tilt/LTE Band 66 50%RB Mid/Zoom Scan (7x7x7)/Cube 0: Measurement grid: dx=5mm, dy=5mm, dz=5mm

Reference Value = 16.56 V/m; Power Drift = -0.02 dB

Peak SAR (extrapolated) = 1.70 W/kg

SAR(1 g) = 0.880 W/kg; SAR(10 g) = 0.437 W/kg

Maximum value of SAR (measured) = 0.984 W/kg



0 dB = 0.984 W/kg = -0.07 dBW/kg

Plot 180#: LTE Band 66_100%RB_Head Right Tilt_Mid**DUT: Mobile Phone; Type: KH7; Serial: SZNS220224-05720E-SA-S1**

Communication System: UID 0, Generic FDD-LTE (0); Frequency: 1745 MHz; Duty Cycle: 1:1

Medium parameters used (interpolated): $f = 1745$ MHz; $\sigma = 1.382$ S/m; $\epsilon_r = 39.634$; $\rho = 1000$ kg/m³

Phantom section: Right Section

DASY5 Configuration:

- Probe: EX3DV4- SN3619; ConvF(7.33, 7.33, 7.33); Calibrated: 2021/08/25
- Sensor-Surface: 4mm (Mechanical Surface Detection)
- Electronics: DAE4 Sn1211; Calibrated: 2022/03/01
- Phantom: Twin SAM; Type: QD000P40CD; Serial: TP:1744
- Measurement SW: DASY52, Version 52.10 (4); SEMCAD X Version 14.6.14 (7501)

Head Right Tilt/LTE Band 66 100%RB Mid/Area Scan (71x91x1): Interpolated grid: dx=1.500 mm, dy=1.500 mm

Maximum value of SAR (interpolated) = 0.903 W/kg

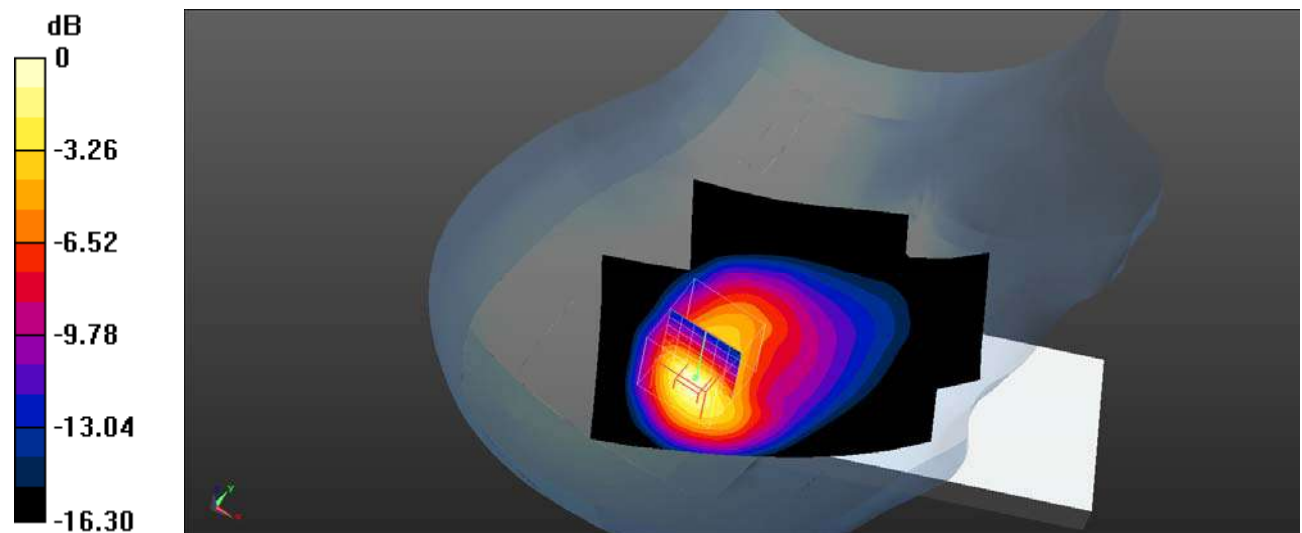
Head Right Tilt/LTE Band 66 100%RB Mid/Zoom Scan (7x7x7)/Cube 0: Measurement grid: dx=5mm, dy=5mm, dz=5mm

Reference Value = 17.00 V/m; Power Drift = -0.02 dB

Peak SAR (extrapolated) = 1.73 W/kg

SAR(1 g) = 0.880 W/kg; SAR(10 g) = 0.432 W/kg

Maximum value of SAR (measured) = 0.977 W/kg



Plot 181#: LTE Band 66_1RB_Body Front_Mid**DUT: Mobile Phone; Type: KH7; Serial: SZNS220224-05720E-SA-S1**

Communication System: UID 0, Generic FDD-LTE (0); Frequency: 1745 MHz; Duty Cycle: 1:1

Medium parameters used (interpolated): $f = 1745$ MHz; $\sigma = 1.382$ S/m; $\epsilon_r = 39.634$; $\rho = 1000$ kg/m³

Phantom section: Flat Section

DASY5 Configuration:

- Probe: EX3DV4- SN3619; ConvF(7.33, 7.33, 7.33); Calibrated: 2021/08/25
- Sensor-Surface: 4mm (Mechanical Surface Detection)
- Electronics: DAE4 Sn1211; Calibrated: 2022/03/01
- Phantom: Twin SAM; Type: QD000P40CD; Serial: TP:1744
- Measurement SW: DASY52, Version 52.10 (4); SEMCAD X Version 14.6.14 (7501)

Body Front/LTE Band 66 1RB Mid/Area Scan (71x91x1): Interpolated grid: dx=1.500 mm, dy=1.500 mm

Maximum value of SAR (interpolated) = 0.220 W/kg

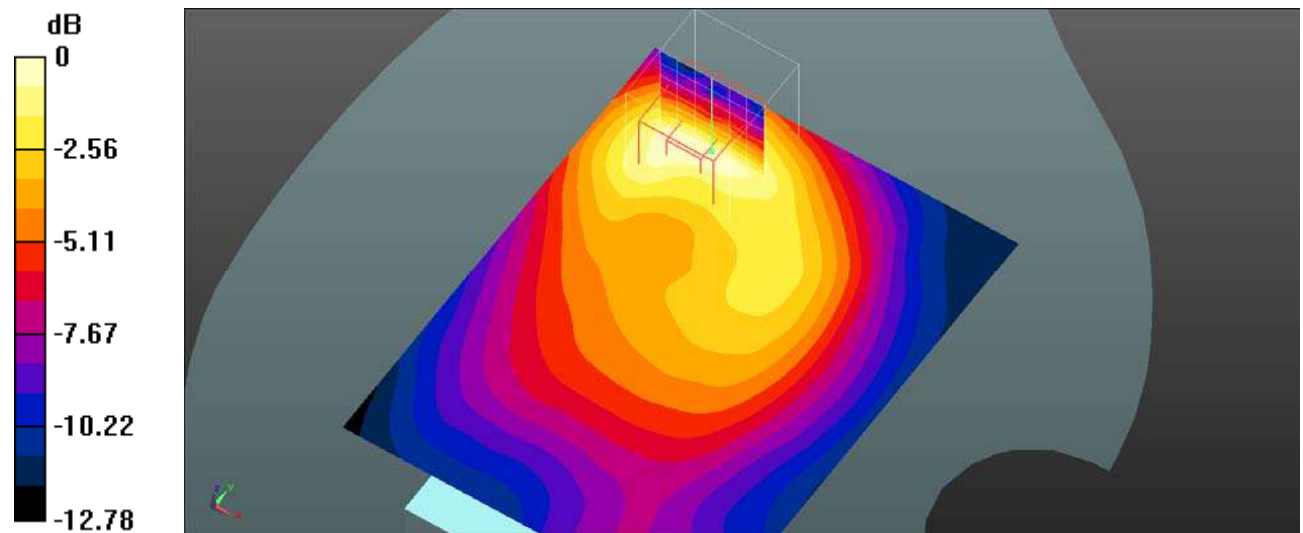
Body Front/LTE Band 66 1RB Mid/Zoom Scan (7x7x7)/Cube 0: Measurement grid: dx=5mm, dy=5mm, dz=5mm

Reference Value = 8.714 V/m; Power Drift = -0.09 dB

Peak SAR (extrapolated) = 0.351 W/kg

SAR(1 g) = 0.207 W/kg; SAR(10 g) = 0.123 W/kg

Maximum value of SAR (measured) = 0.218 W/kg



0 dB = 0.218 W/kg = -6.62 dBW/kg

Plot 182#: LTE Band 66_50%RB_Body Front_Mid**DUT: Mobile Phone; Type: KH7; Serial: SZNS220224-05720E-SA-S1**

Communication System: UID 0, Generic FDD-LTE (0); Frequency: 1745 MHz; Duty Cycle: 1:1

Medium parameters used (interpolated): $f = 1745$ MHz; $\sigma = 1.382$ S/m; $\epsilon_r = 39.634$; $\rho = 1000$ kg/m³

Phantom section: Flat Section

DASY5 Configuration:

- Probe: EX3DV4- SN3619; ConvF(7.33, 7.33, 7.33); Calibrated: 2021/08/25
- Sensor-Surface: 4mm (Mechanical Surface Detection)
- Electronics: DAE4 Sn1211; Calibrated: 2022/03/01
- Phantom: Twin SAM; Type: QD000P40CD; Serial: TP:1744
- Measurement SW: DASY52, Version 52.10 (4); SEMCAD X Version 14.6.14 (7501)

Body Front/LTE Band 66 50%RB Mid/Area Scan (71x91x1): Interpolated grid: dx=1.500 mm, dy=1.500 mm

Maximum value of SAR (interpolated) = 0.177 W/kg

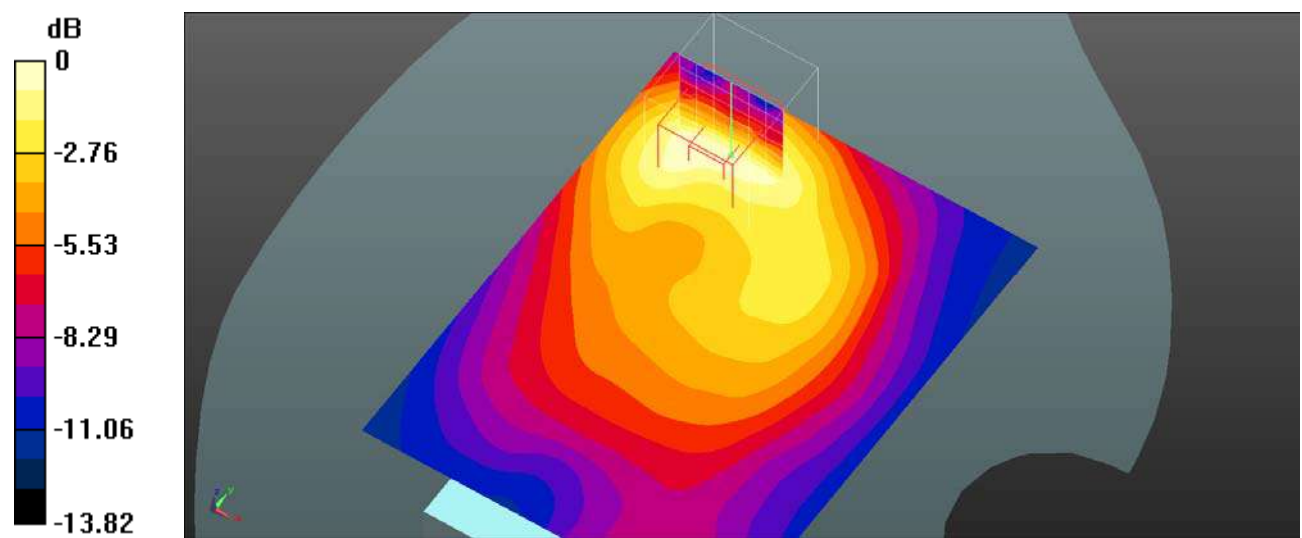
Body Front/LTE Band 66 50%RB Mid/Zoom Scan (7x7x7)/Cube 0: Measurement grid: dx=5mm, dy=5mm, dz=5mm

Reference Value = 7.719 V/m; Power Drift = -0.08 dB

Peak SAR (extrapolated) = 0.265 W/kg

SAR(1 g) = 0.168 W/kg; SAR(10 g) = 0.101 W/kg

Maximum value of SAR (measured) = 0.177 W/kg



0 dB = 0.177 W/kg = -7.52 dBW/kg

Plot 183#: LTE Band 66_1RB_Body Back_Mid**DUT: Mobile Phone; Type: KH7; Serial: SZNS220224-05720E-SA-S1**

Communication System: UID 0, Generic FDD-LTE (0); Frequency: 1745 MHz; Duty Cycle: 1:1

Medium parameters used (interpolated): $f = 1745$ MHz; $\sigma = 1.382$ S/m; $\epsilon_r = 39.634$; $\rho = 1000$ kg/m³

Phantom section: Flat Section

DASY5 Configuration:

- Probe: EX3DV4- SN3619; ConvF(7.33, 7.33, 7.33); Calibrated: 2021/08/25
- Sensor-Surface: 4mm (Mechanical Surface Detection)
- Electronics: DAE4 Sn1211; Calibrated: 2022/03/01
- Phantom: Twin SAM; Type: QD000P40CD; Serial: TP:1744
- Measurement SW: DASY52, Version 52.10 (4); SEMCAD X Version 14.6.14 (7501)

Body Back/LTE Band 66 1RB Mid/Area Scan (71x91x1): Interpolated grid: dx=1.500 mm, dy=1.500 mm

Maximum value of SAR (interpolated) = 0.314 W/kg

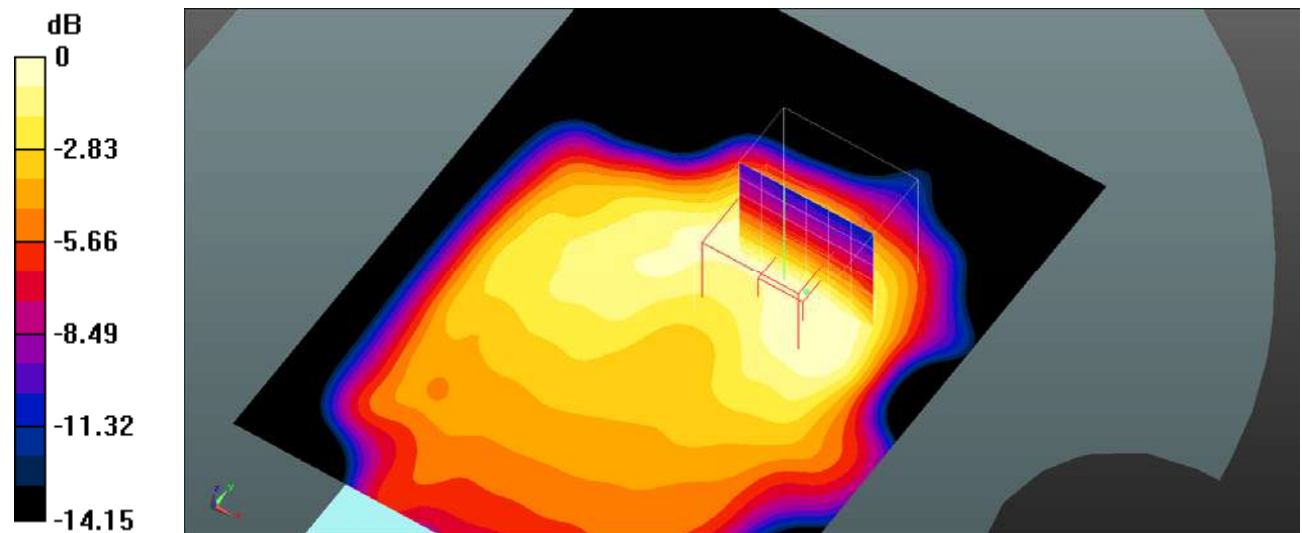
Body Back/LTE Band 66 1RB Mid/Zoom Scan (7x7x7)/Cube 0: Measurement grid: dx=5mm, dy=5mm, dz=5mm

Reference Value = 12.37 V/m; Power Drift = -0.09 dB

Peak SAR (extrapolated) = 0.463 W/kg

SAR(1 g) = 0.288 W/kg; SAR(10 g) = 0.173 W/kg

Maximum value of SAR (measured) = 0.309 W/kg



0 dB = 0.309 W/kg = -5.10 dBW/kg

Plot 184#: LTE Band 66_50%RB_Body Back_Mid**DUT: Mobile Phone; Type: KH7; Serial: SZNS220224-05720E-SA-S1**

Communication System: UID 0, Generic FDD-LTE (0); Frequency: 1745 MHz; Duty Cycle: 1:1

Medium parameters used (interpolated): $f = 1745$ MHz; $\sigma = 1.382$ S/m; $\epsilon_r = 39.634$; $\rho = 1000$ kg/m³

Phantom section: Flat Section

DASY5 Configuration:

- Probe: EX3DV4- SN3619; ConvF(7.33, 7.33, 7.33); Calibrated: 2021/08/25
- Sensor-Surface: 4mm (Mechanical Surface Detection)
- Electronics: DAE4 Sn1211; Calibrated: 2022/03/01
- Phantom: Twin SAM; Type: QD000P40CD; Serial: TP:1744
- Measurement SW: DASY52, Version 52.10 (4); SEMCAD X Version 14.6.14 (7501)

Body Back/LTE Band 66 50%RB Mid/Area Scan (71x91x1): Interpolated grid: dx=1.500 mm, dy=1.500 mm

Maximum value of SAR (interpolated) = 0.266 W/kg

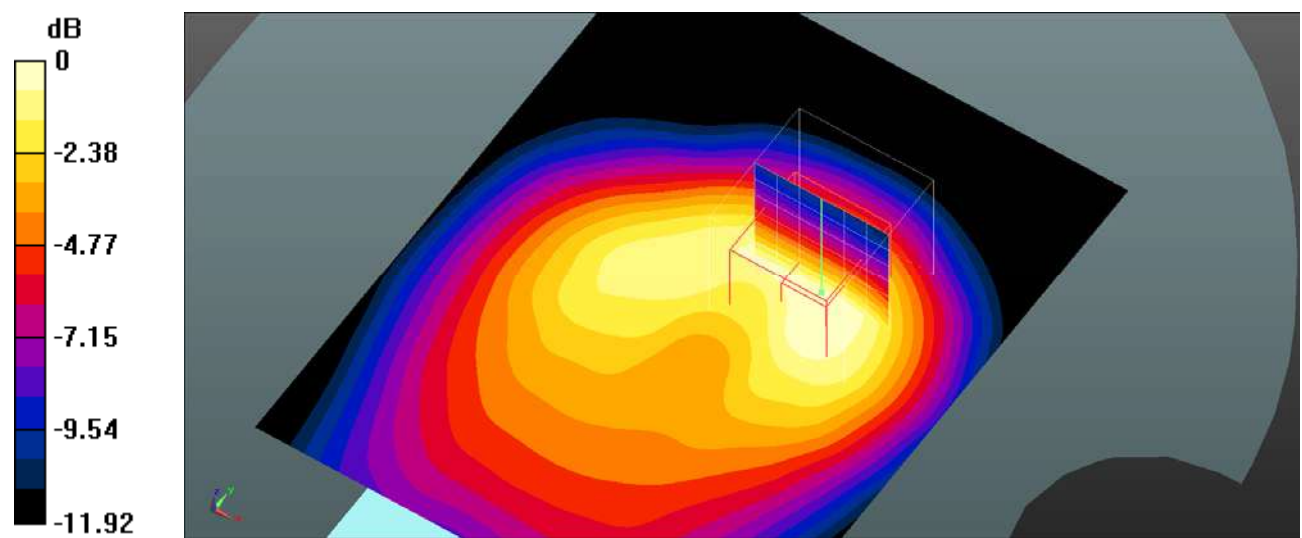
Body Back/LTE Band 66 50%RB Mid/Zoom Scan (7x7x7)/Cube 0: Measurement grid: dx=5mm, dy=5mm, dz=5mm

Reference Value = 10.83 V/m; Power Drift = -0.09 dB

Peak SAR (extrapolated) = 0.389 W/kg

SAR(1 g) = 0.239 W/kg; SAR(10 g) = 0.143 W/kg

Maximum value of SAR (measured) = 0.256 W/kg



0 dB = 0.256 W/kg = -5.92 dBW/kg

Plot 185#: LTE Band 66_1RB_Body Left_Mid**DUT: Mobile Phone; Type: KH7; Serial: SZNS220224-05720E-SA-S1**

Communication System: UID 0, Generic FDD-LTE (0); Frequency: 1745 MHz; Duty Cycle: 1:1

Medium parameters used (interpolated): $f = 1745$ MHz; $\sigma = 1.382$ S/m; $\epsilon_r = 39.634$; $\rho = 1000$ kg/m³

Phantom section: Flat Section

DASY5 Configuration:

- Probe: EX3DV4- SN3619; ConvF(7.33, 7.33, 7.33); Calibrated: 2021/08/25
- Sensor-Surface: 4mm (Mechanical Surface Detection)
- Electronics: DAE4 Sn1211; Calibrated: 2022/03/01
- Phantom: Twin SAM; Type: QD000P40CD; Serial: TP:1744
- Measurement SW: DASY52, Version 52.10 (4); SEMCAD X Version 14.6.14 (7501)

Body Left/LTE Band 66 1RB Mid/Area Scan (71x91x1): Interpolated grid: dx=1.500 mm, dy=1.500 mm

Maximum value of SAR (interpolated) = 0.0883 W/kg

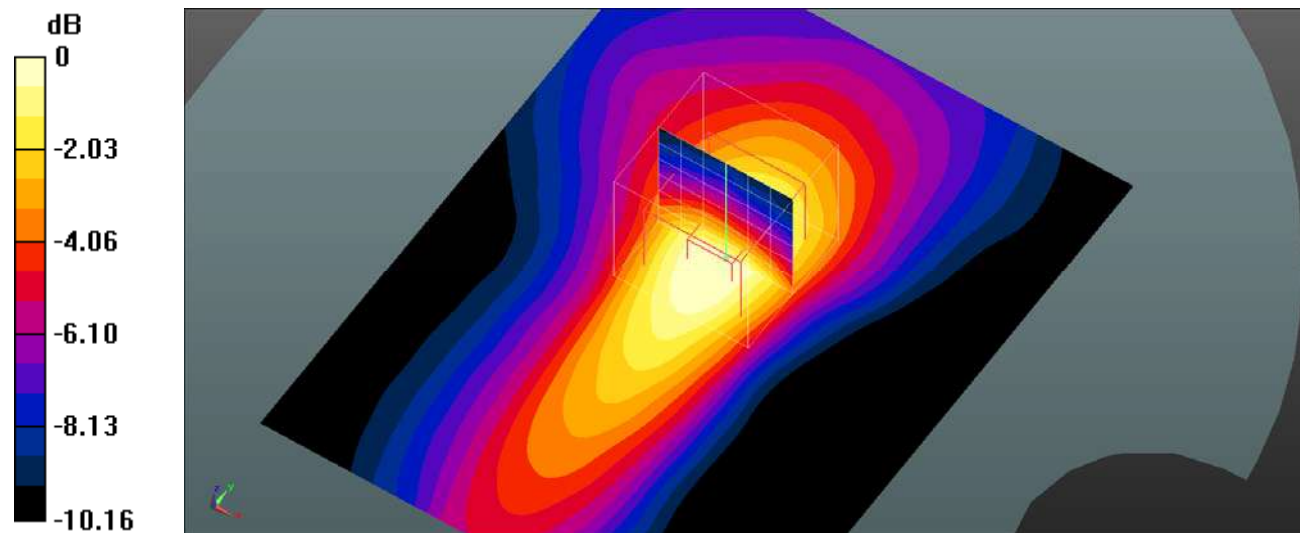
Body Left/LTE Band 66 1RB Mid/Zoom Scan (7x7x7)/Cube 0: Measurement grid: dx=5mm, dy=5mm, dz=5mm

Reference Value = 7.293 V/m; Power Drift = -0.02 dB

Peak SAR (extrapolated) = 0.119 W/kg

SAR(1 g) = 0.078 W/kg; SAR(10 g) = 0.048 W/kg

Maximum value of SAR (measured) = 0.0839 W/kg



0 dB = 0.0839 W/kg = -10.76 dBW/kg

Plot 186#: LTE Band 66_50%RB_Body Left_Mid**DUT: Mobile Phone; Type: KH7; Serial: SZNS220224-05720E-SA-S1**

Communication System: UID 0, Generic FDD-LTE (0); Frequency: 1745 MHz; Duty Cycle: 1:1

Medium parameters used (interpolated): $f = 1745$ MHz; $\sigma = 1.382$ S/m; $\epsilon_r = 39.634$; $\rho = 1000$ kg/m³

Phantom section: Flat Section

DASY5 Configuration:

- Probe: EX3DV4- SN3619; ConvF(7.33, 7.33, 7.33); Calibrated: 2021/08/25
- Sensor-Surface: 4mm (Mechanical Surface Detection)
- Electronics: DAE4 Sn1211; Calibrated: 2022/03/01
- Phantom: Twin SAM; Type: QD000P40CD; Serial: TP:1744
- Measurement SW: DASY52, Version 52.10 (4); SEMCAD X Version 14.6.14 (7501)

Body Left/LTE Band 66 50%RB Mid/Area Scan (71x91x1): Interpolated grid: dx=1.500 mm, dy=1.500 mm

Maximum value of SAR (interpolated) = 0.0729 W/kg

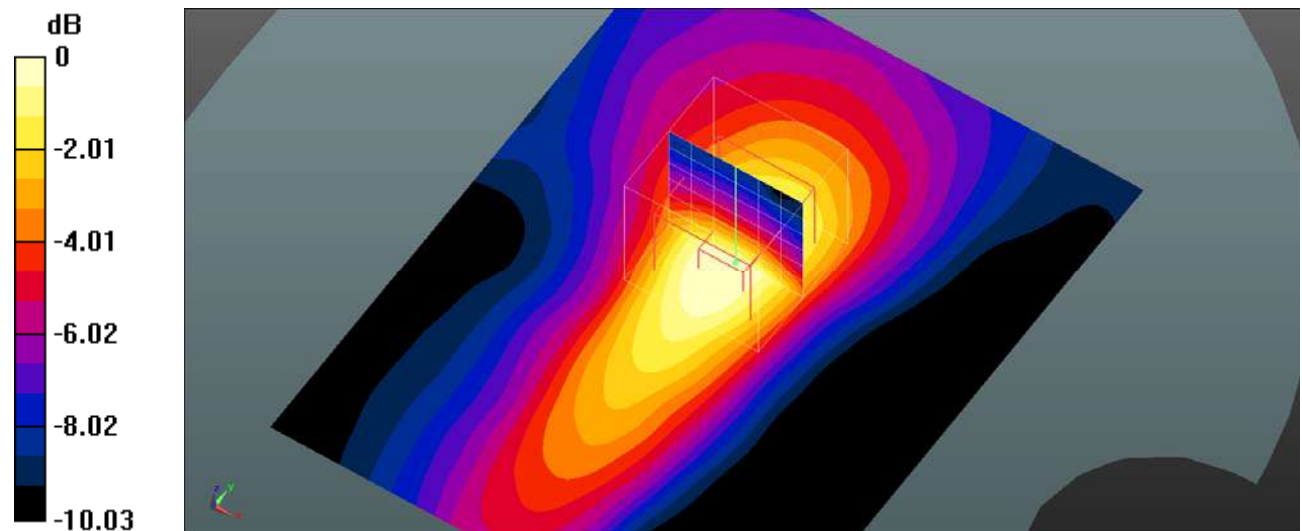
Body Left/LTE Band 66 50%RB Mid/Zoom Scan (7x7x7)/Cube 0: Measurement grid: dx=5mm, dy=5mm, dz=5mm

Reference Value = 6.650 V/m; Power Drift = -0.15 dB

Peak SAR (extrapolated) = 0.0980 W/kg

SAR(1 g) = 0.064 W/kg; SAR(10 g) = 0.039 W/kg

Maximum value of SAR (measured) = 0.0690 W/kg



0 dB = 0.0690 W/kg = -11.61 dBW/kg

Plot 187#: LTE Band 66_1RB_Body Top_Mid**DUT: Mobile Phone; Type: KH7; Serial: SZNS220224-05720E-SA-S1**

Communication System: UID 0, Generic FDD-LTE (0); Frequency: 1745 MHz; Duty Cycle: 1:1

Medium parameters used (interpolated): $f = 1745$ MHz; $\sigma = 1.382$ S/m; $\epsilon_r = 39.634$; $\rho = 1000$ kg/m³

Phantom section: Flat Section

DASY5 Configuration:

- Probe: EX3DV4- SN3619; ConvF(7.33, 7.33, 7.33); Calibrated: 2021/08/25
- Sensor-Surface: 4mm (Mechanical Surface Detection)
- Electronics: DAE4 Sn1211; Calibrated: 2022/03/01
- Phantom: Twin SAM; Type: QD000P40CD; Serial: TP:1744
- Measurement SW: DASY52, Version 52.10 (4); SEMCAD X Version 14.6.14 (7501)

Body Top/LTE Band 66 1RB Mid/Area Scan (71x91x1): Interpolated grid: dx=1.500 mm, dy=1.500 mm

Maximum value of SAR (interpolated) = 0.443 W/kg

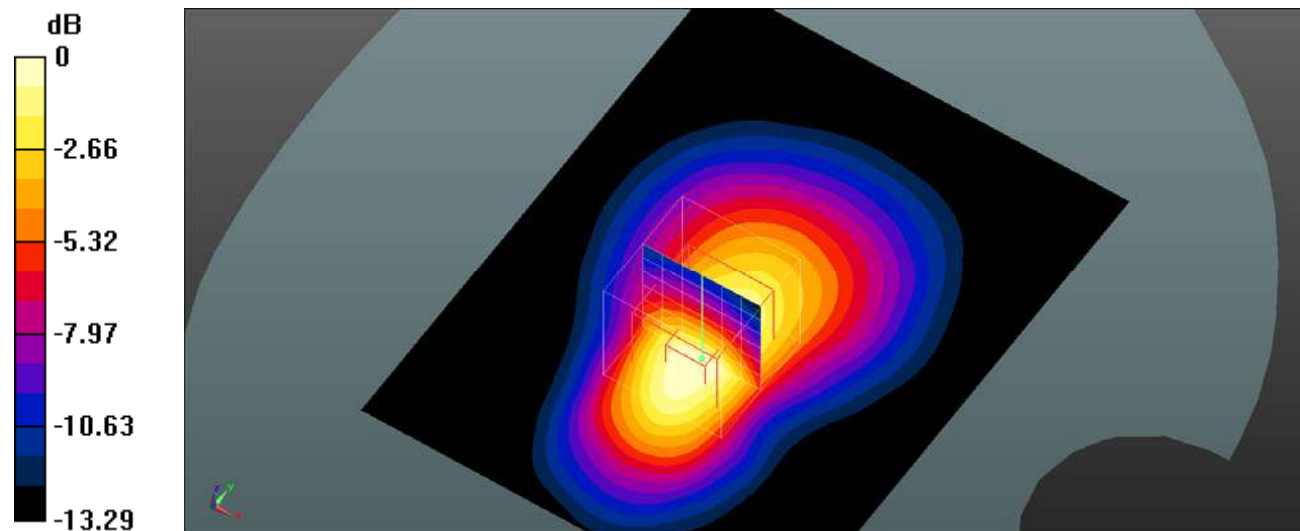
Body Top/LTE Band 66 1RB Mid/Zoom Scan (7x7x7)/Cube 0: Measurement grid: dx=5mm, dy=5mm, dz=5mm

Reference Value = 15.40 V/m; Power Drift = -0.11 dB

Peak SAR (extrapolated) = 0.612 W/kg

SAR(1 g) = 0.379 W/kg; SAR(10 g) = 0.213 W/kg

Maximum value of SAR (measured) = 0.417 W/kg



0 dB = 0.417 W/kg = -3.80 dBW/kg

Plot 188#: LTE Band 66_50%RB_Body Top_Mid**DUT: Mobile Phone; Type: KH7; Serial: SZNS220224-05720E-SA-S1**

Communication System: UID 0, Generic FDD-LTE (0); Frequency: 1745 MHz; Duty Cycle: 1:1

Medium parameters used (interpolated): $f = 1745$ MHz; $\sigma = 1.382$ S/m; $\epsilon_r = 39.634$; $\rho = 1000$ kg/m³

Phantom section: Flat Section

DASY5 Configuration:

- Probe: EX3DV4- SN3619; ConvF(7.33, 7.33, 7.33); Calibrated: 2021/08/25
- Sensor-Surface: 4mm (Mechanical Surface Detection)
- Electronics: DAE4 Sn1211; Calibrated: 2022/03/01
- Phantom: Twin SAM; Type: QD000P40CD; Serial: TP:1744
- Measurement SW: DASY52, Version 52.10 (4); SEMCAD X Version 14.6.14 (7501)

Body Top/LTE Band 66 50%RB Mid/Area Scan (71x91x1): Interpolated grid: dx=1.500 mm, dy=1.500 mm

Maximum value of SAR (interpolated) = 0.363 W/kg

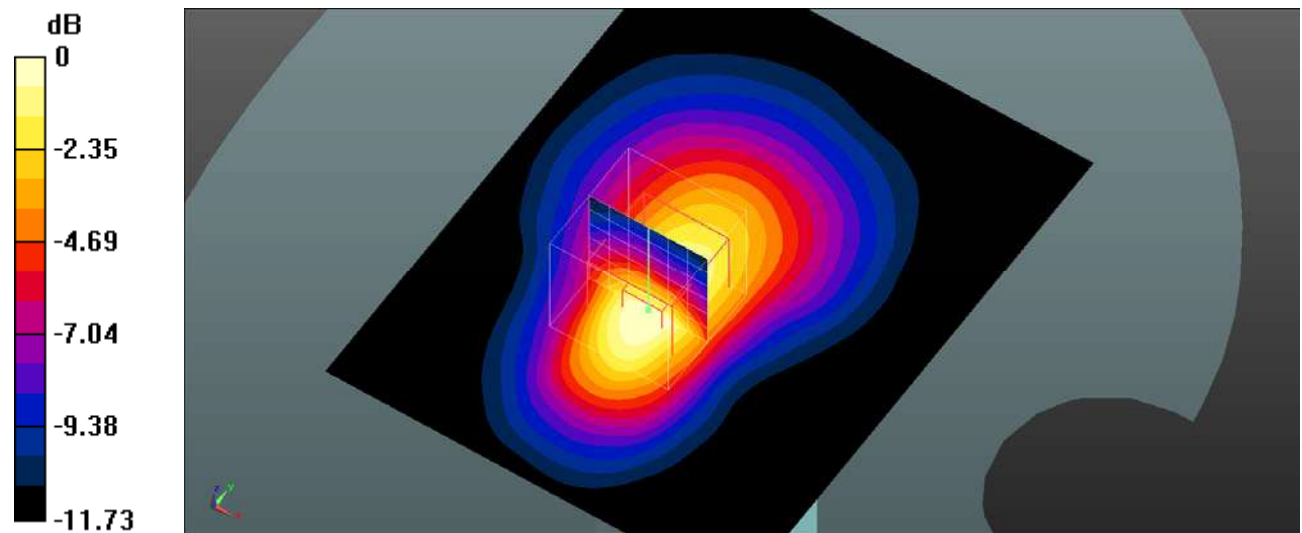
Body Top/LTE Band 66 50%RB Mid/Zoom Scan (7x7x7)/Cube 0: Measurement grid: dx=5mm, dy=5mm, dz=5mm

Reference Value = 14.33 V/m; Power Drift = -0.17 dB

Peak SAR (extrapolated) = 0.531 W/kg

SAR(1 g) = 0.316 W/kg; SAR(10 g) = 0.179 W/kg

Maximum value of SAR (measured) = 0.343 W/kg



0 dB = 0.343 W/kg = -4.65 dBW/kg

Plot 189#: 2.4Gwifi_Head Left Cheek_Mid**DUT: Mobile Phone; Type: KH7; Serial: SZNS220224-05720E-SA-S1**

Communication System: UID 0, 2.4G DTS (0); Frequency: 2442 MHz; Duty Cycle: 1:1

Medium parameters used (interpolated): $f = 2442$ MHz; $\sigma = 1.845$ S/m; $\epsilon_r = 38.265$; $\rho = 1000$ kg/m³

Phantom section: Left Section

DASY5 Configuration:

- Probe: EX3DV4- SN3619; ConvF(6.69, 6.69, 6.69); Calibrated: 2021/08/25
- Sensor-Surface: 4mm (Mechanical Surface Detection)
- Electronics: DAE4 Sn1211; Calibrated: 2022/03/01
- Phantom: Twin SAM; Type: QD000P40CD; Serial: TP:1744
- Measurement SW: DASY52, Version 52.10 (4); SEMCAD X Version 14.6.14 (7501)

Head Left Cheek/WLAN 802.11b Mid/Area Scan (101x101x1): Interpolated grid: dx=1.000 mm, dy=1.000 mm

Maximum value of SAR (interpolated) = 0.178 W/kg

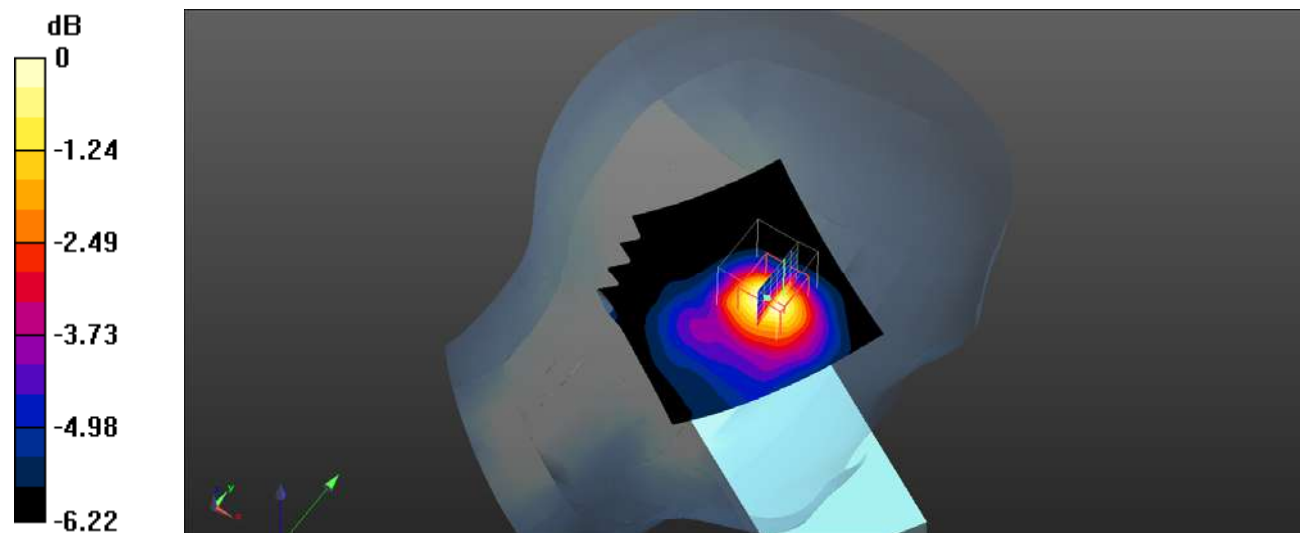
Head Left Cheek/WLAN 802.11b Mid/Zoom Scan (7x7x7)/Cube 0: Measurement grid: dx=5mm, dy=5mm, dz=5mm

Reference Value = 5.651 V/m; Power Drift = -0.07 dB

Peak SAR (extrapolated) = 0.310 W/kg

SAR(1 g) = 0.163 W/kg; SAR(10 g) = 0.103 W/kg

Maximum value of SAR (measured) = 0.172 W/kg



0 dB = 0.172 W/kg = -7.64 dBW/kg

Plot 190#: 2.4Gwifi_Head Left Tilt_Mid**DUT: Mobile Phone; Type: KH7; Serial: SZNS220224-05720E-SA-S1**

Communication System: UID 0, 2.4G DTS (0); Frequency: 2442 MHz; Duty Cycle: 1:1

Medium parameters used (interpolated): $f = 2442$ MHz; $\sigma = 1.845$ S/m; $\epsilon_r = 38.265$; $\rho = 1000$ kg/m³

Phantom section: Left Section

DASY5 Configuration:

- Probe: EX3DV4- SN3619; ConvF(6.69, 6.69, 6.69); Calibrated: 2021/08/25
- Sensor-Surface: 4mm (Mechanical Surface Detection)
- Electronics: DAE4 Sn1211; Calibrated: 2022/03/01
- Phantom: Twin SAM; Type: QD000P40CD; Serial: TP:1744
- Measurement SW: DASY52, Version 52.10 (4); SEMCAD X Version 14.6.14 (7501)

Head Left Tilt/WLAN 802.11b Mid/Area Scan (101x101x1): Interpolated grid: dx=1.000 mm, dy=1.000 mm

Maximum value of SAR (interpolated) = 0.468 W/kg

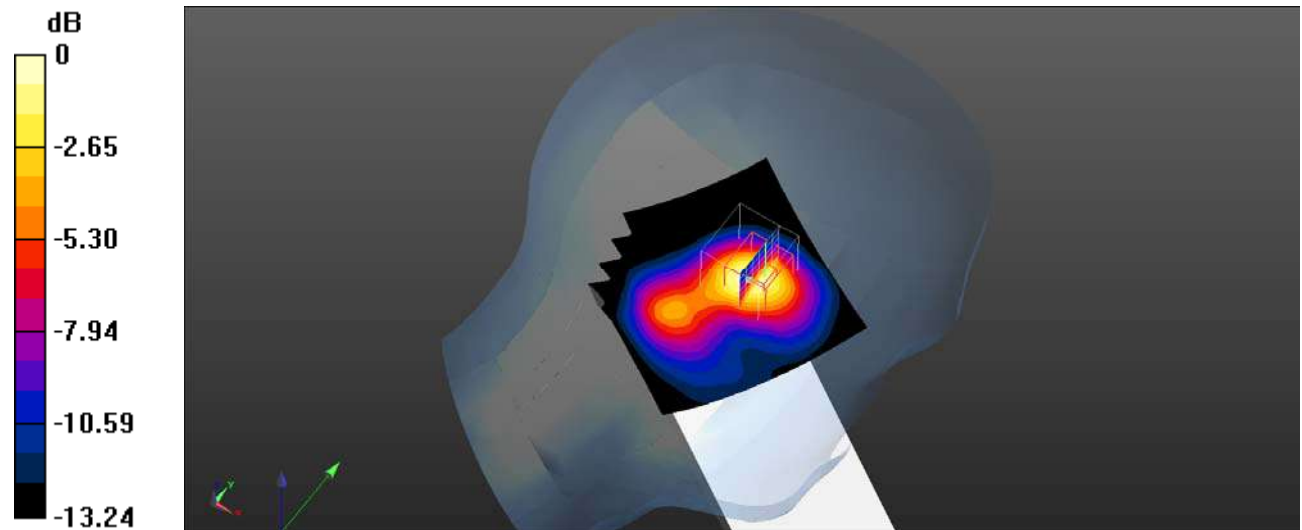
Head Left Tilt/WLAN 802.11b Mid/Zoom Scan (7x7x7)/Cube 0: Measurement grid: dx=5mm, dy=5mm, dz=5mm

Reference Value = 9.863 V/m; Power Drift = -0.15 dB

Peak SAR (extrapolated) = 0.830 W/kg

SAR(1 g) = 0.444 W/kg; SAR(10 g) = 0.230 W/kg

Maximum value of SAR (measured) = 0.495 W/kg



0 dB = 0.495 W/kg = -3.05 dBW/kg

Plot 191#: 2.4Gwifi_Head Right Cheek_Mid**DUT: Mobile Phone; Type: KH7; Serial: SZNS220224-05720E-SA-S1**

Communication System: UID 0, 2.4G DTS (0); Frequency: 2442 MHz; Duty Cycle: 1:1

Medium parameters used (interpolated): $f = 2442$ MHz; $\sigma = 1.845$ S/m; $\epsilon_r = 38.265$; $\rho = 1000$ kg/m³

Phantom section: Right Section

DASY5 Configuration:

- Probe: EX3DV4- SN3619; ConvF(6.69, 6.69, 6.69); Calibrated: 2021/08/25
- Sensor-Surface: 4mm (Mechanical Surface Detection)
- Electronics: DAE4 Sn1211; Calibrated: 2022/03/01
- Phantom: Twin SAM; Type: QD000P40CD; Serial: TP:1744
- Measurement SW: DASY52, Version 52.10 (4); SEMCAD X Version 14.6.14 (7501)

Head Right Cheek/lv15WLAN 802.11b Mid/Area Scan (101x101x1): Interpolated grid: dx=1.000 mm, dy=1.000 mm

Maximum value of SAR (interpolated) = 0.161 W/kg

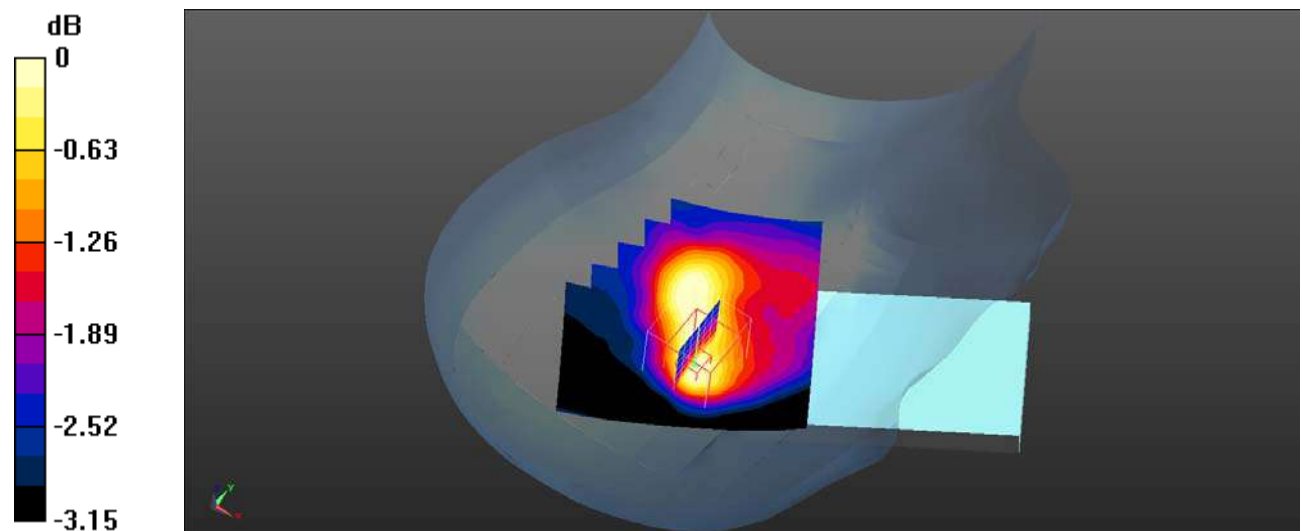
Head Right Cheek/lv15WLAN 802.11b Mid/Zoom Scan (7x7x7)/Cube 0: Measurement grid: dx=5mm, dy=5mm, dz=5mm

Reference Value = 9.380 V/m; Power Drift = -0.07 dB

Peak SAR (extrapolated) = 0.196 W/kg

SAR(1 g) = 0.149 W/kg; SAR(10 g) = 0.121 W/kg

Maximum value of SAR (measured) = 0.155 W/kg



0 dB = 0.155 W/kg = -8.10 dBW/kg

Plot 192#: 2.4Gwifi_Head Right Tilt_Mid**DUT: Mobile Phone; Type: KH7; Serial: SZNS220224-05720E-SA-S1**

Communication System: UID 0, 2.4G DTS (0); Frequency: 2442 MHz; Duty Cycle: 1:1

Medium parameters used (interpolated): $f = 2442$ MHz; $\sigma = 1.845$ S/m; $\epsilon_r = 38.265$; $\rho = 1000$ kg/m³

Phantom section: Right Section

DASY5 Configuration:

- Probe: EX3DV4- SN3619; ConvF(6.69, 6.69, 6.69); Calibrated: 2021/08/25
- Sensor-Surface: 4mm (Mechanical Surface Detection)
- Electronics: DAE4 Sn1211; Calibrated: 2022/03/01
- Phantom: Twin SAM; Type: QD000P40CD; Serial: TP:1744
- Measurement SW: DASY52, Version 52.10 (4); SEMCAD X Version 14.6.14 (7501)

Head Right Tilt/WLAN 802.11b Mid/Area Scan (101x101x1): Interpolated grid: dx=1.000 mm, dy=1.000 mm

Maximum value of SAR (interpolated) = 0.267 W/kg

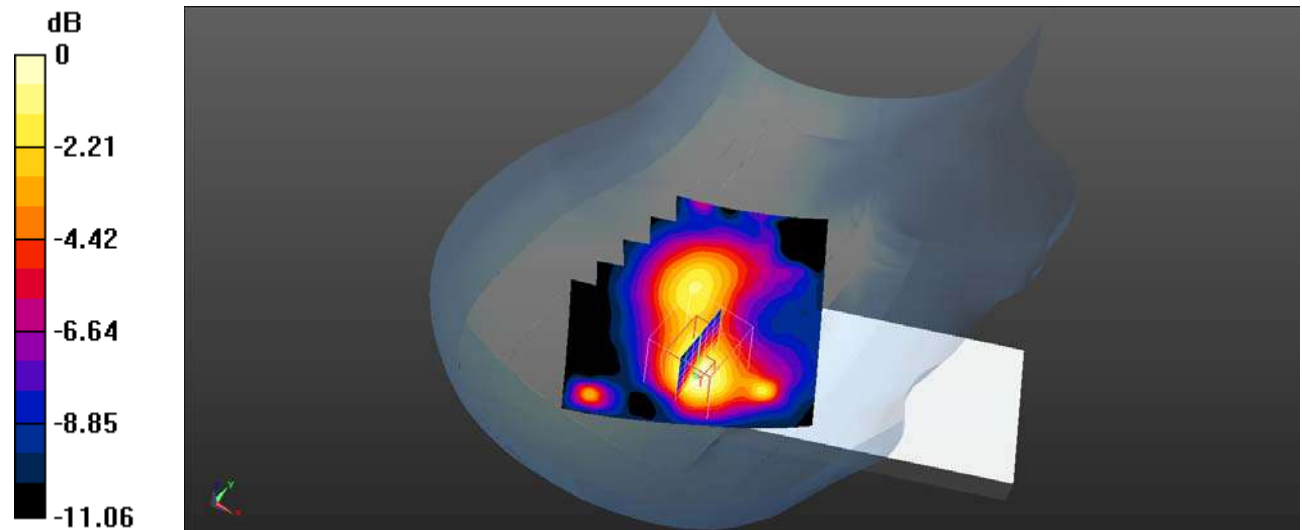
Head Right Tilt/WLAN 802.11b Mid/Zoom Scan (7x7x7)/Cube 0: Measurement grid: dx=5mm, dy=5mm, dz=5mm

Reference Value = 8.915 V/m; Power Drift = -0.04 dB

Peak SAR (extrapolated) = 0.375 W/kg

SAR(1 g) = 0.233 W/kg; SAR(10 g) = 0.135 W/kg

Maximum value of SAR (measured) = 0.257 W/kg



0 dB = 0.257 W/kg = -5.90 dBW/kg

Plot 193#: 2.4Gwifi_Body Front_Mid**DUT: Mobile Phone; Type: KH7; Serial: SZNS220224-05720E-SA-S1**

Communication System: UID 0, 2.4G DTS (0); Frequency: 2442 MHz; Duty Cycle: 1:1

Medium parameters used (interpolated): $f = 2442$ MHz; $\sigma = 1.845$ S/m; $\epsilon_r = 38.265$; $\rho = 1000$ kg/m³

Phantom section: Flat Section

DASY5 Configuration:

- Probe: EX3DV4- SN3619; ConvF(6.69, 6.69, 6.69); Calibrated: 2021/08/25
- Sensor-Surface: 4mm (Mechanical Surface Detection)
- Electronics: DAE4 Sn1211; Calibrated: 2022/03/01
- Phantom: Twin SAM; Type: QD000P40CD; Serial: TP:1744
- Measurement SW: DASY52, Version 52.10 (4); SEMCAD X Version 14.6.14 (7501)

Body Front/WLAN 802.11b Mid/Area Scan (91x101x1): Interpolated grid: dx=1.000 mm, dy=1.000 mm

Maximum value of SAR (interpolated) = 0.455 W/kg

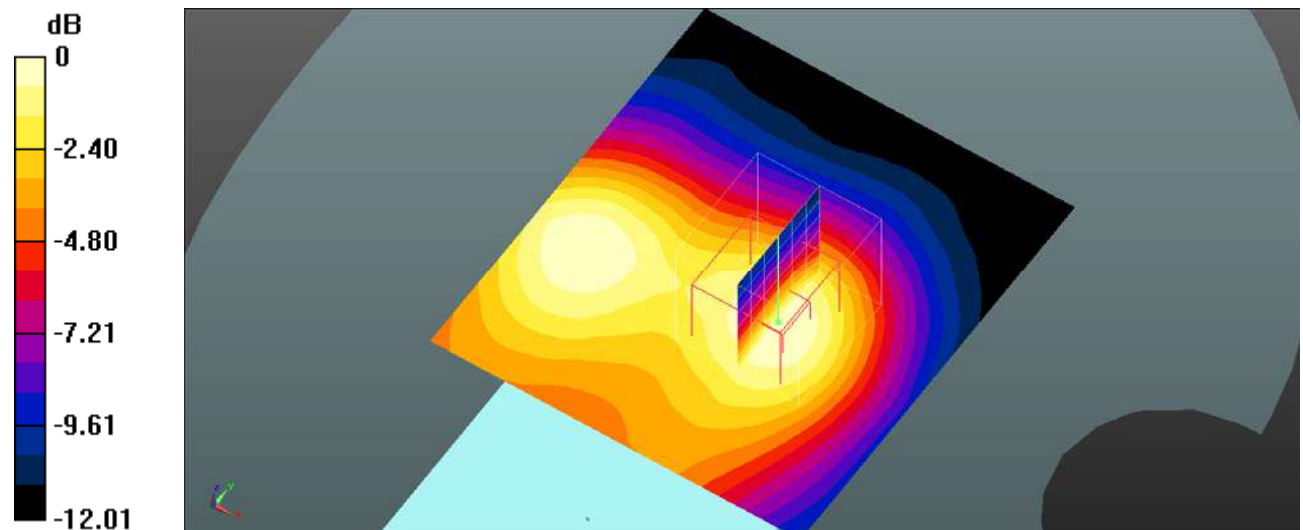
Body Front/WLAN 802.11b Mid/Zoom Scan (7x7x7)/Cube 0: Measurement grid: dx=5mm, dy=5mm, dz=5mm

Reference Value = 13.78 V/m; Power Drift = -0.04 dB

Peak SAR (extrapolated) = 0.684 W/kg

SAR(1 g) = 0.407 W/kg; SAR(10 g) = 0.242 W/kg

Maximum value of SAR (measured) = 0.442 W/kg



0 dB = 0.442 W/kg = -3.55 dBW/kg

Plot 194#: 2.4Gwifi_Body Back_Mid**DUT: Mobile Phone; Type: KH7; Serial: SZNS220224-05720E-SA-S1**

Communication System: UID 0, 2.4G DTS (0); Frequency: 2442 MHz; Duty Cycle: 1:1

Medium parameters used (interpolated): $f = 2442$ MHz; $\sigma = 1.845$ S/m; $\epsilon_r = 38.265$; $\rho = 1000$ kg/m³

Phantom section: Flat Section

DASY5 Configuration:

- Probe: EX3DV4- SN3619; ConvF(6.69, 6.69, 6.69); Calibrated: 2021/08/25
- Sensor-Surface: 4mm (Mechanical Surface Detection)
- Electronics: DAE4 Sn1211; Calibrated: 2022/03/01
- Phantom: Twin SAM; Type: QD000P40CD; Serial: TP:1744
- Measurement SW: DASY52, Version 52.10 (4); SEMCAD X Version 14.6.14 (7501)

Body Back/WLAN 802.11b Mid/Area Scan (91x101x1): Interpolated grid: dx=1.000 mm, dy=1.000 mm

Maximum value of SAR (interpolated) = 0.536 W/kg

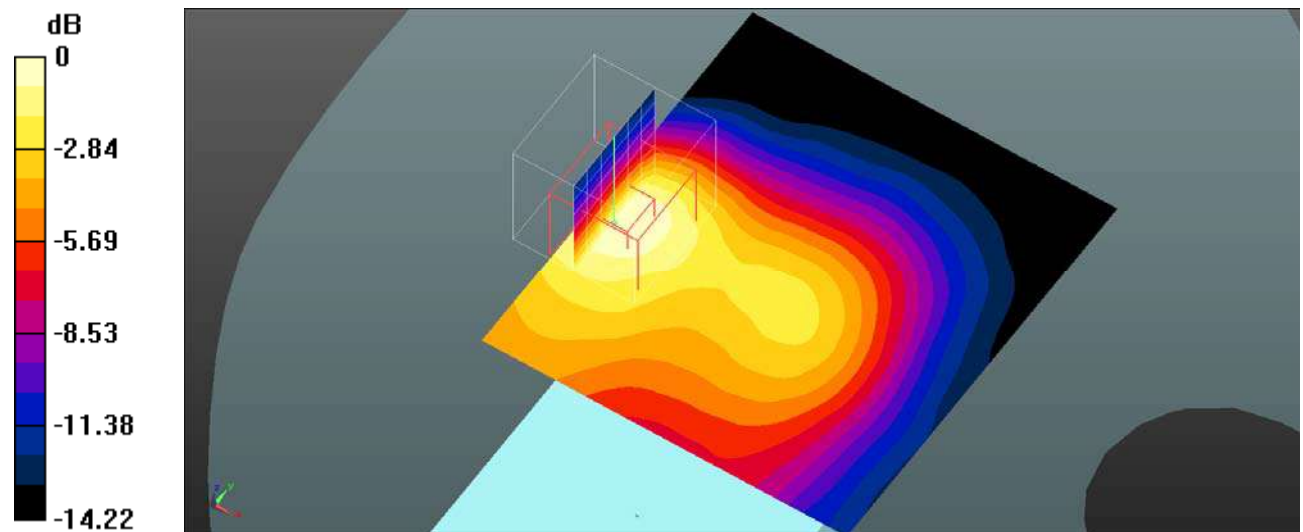
Body Back/WLAN 802.11b Mid/Zoom Scan (7x7x7)/Cube 0: Measurement grid: dx=5mm, dy=5mm, dz=5mm

Reference Value = 12.14 V/m; Power Drift = -0.02 dB

Peak SAR (extrapolated) = 0.916 W/kg

SAR(1 g) = 0.494 W/kg; SAR(10 g) = 0.273 W/kg

Maximum value of SAR (measured) = 0.542 W/kg



Plot 195#: 2.4Gwifi_Body Right_Mid**DUT: Mobile Phone; Type: KH7; Serial: SZNS220224-05720E-SA-S1**

Communication System: UID 0, 2.4G DTS (0); Frequency: 2442 MHz; Duty Cycle: 1:1

Medium parameters used (interpolated): $f = 2442$ MHz; $\sigma = 1.845$ S/m; $\epsilon_r = 38.265$; $\rho = 1000$ kg/m³

Phantom section: Flat Section

DASY5 Configuration:

- Probe: EX3DV4- SN3619; ConvF(6.69, 6.69, 6.69); Calibrated: 2021/08/25
- Sensor-Surface: 4mm (Mechanical Surface Detection)
- Electronics: DAE4 Sn1211; Calibrated: 2022/03/01
- Phantom: Twin SAM; Type: QD000P40CD; Serial: TP:1744
- Measurement SW: DASY52, Version 52.10 (4); SEMCAD X Version 14.6.14 (7501)

Body Right/WLAN 802.11b Mid/Area Scan (61x101x1): Interpolated grid: dx=1.000 mm, dy=1.000 mm

Maximum value of SAR (interpolated) = 0.436 W/kg

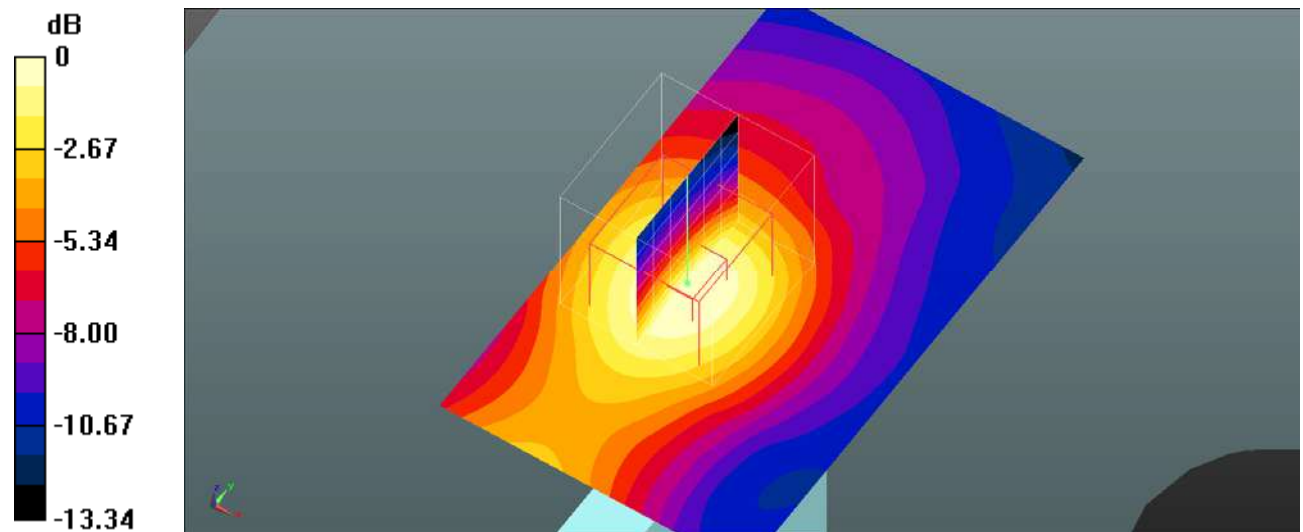
Body Right/WLAN 802.11b Mid/Zoom Scan (7x7x7)/Cube 0: Measurement grid: dx=5mm, dy=5mm, dz=5mm

Reference Value = 12.71 V/m; Power Drift = -0.09 dB

Peak SAR (extrapolated) = 0.668 W/kg

SAR(1 g) = 0.384 W/kg; SAR(10 g) = 0.215 W/kg

Maximum value of SAR (measured) = 0.425 W/kg



Plot 196#: 2.4Gwifi_Body Top_Mid**DUT: Mobile Phone; Type: KH7; Serial: SZNS220224-05720E-SA-S1**

Communication System: UID 0, 2.4G DTS (0); Frequency: 2442 MHz; Duty Cycle: 1:1

Medium parameters used (interpolated): $f = 2442$ MHz; $\sigma = 1.845$ S/m; $\epsilon_r = 38.265$; $\rho = 1000$ kg/m³

Phantom section: Flat Section

DASY5 Configuration:

- Probe: EX3DV4- SN3619; ConvF(6.69, 6.69, 6.69); Calibrated: 2021/08/25
- Sensor-Surface: 4mm (Mechanical Surface Detection)
- Electronics: DAE4 Sn1211; Calibrated: 2022/03/01
- Phantom: Twin SAM; Type: QD000P40CD; Serial: TP:1744
- Measurement SW: DASY52, Version 52.10 (4); SEMCAD X Version 14.6.14 (7501)

Body Top/WLAN 802.11b Mid/Area Scan (101x111x1): Interpolated grid: dx=1.000 mm, dy=1.000 mm

Maximum value of SAR (interpolated) = 0.135 W/kg

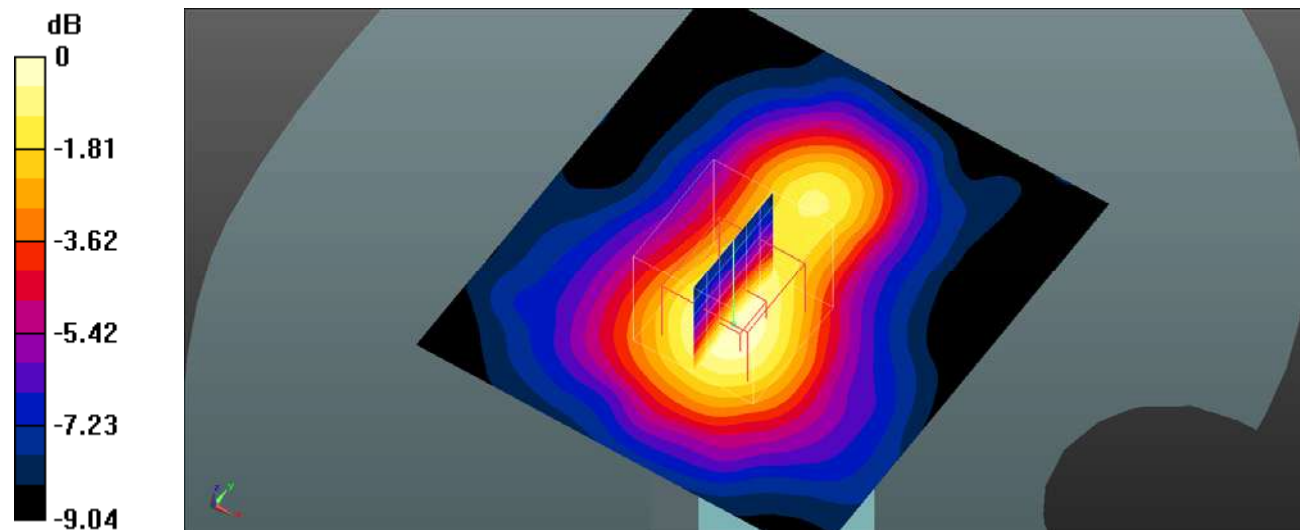
Body Top/WLAN 802.11b Mid/Zoom Scan (7x7x7)/Cube 0: Measurement grid: dx=5mm, dy=5mm, dz=5mm

Reference Value = 7.598 V/m; Power Drift = -0.09 dB

Peak SAR (extrapolated) = 0.194 W/kg

SAR(1 g) = 0.122 W/kg; SAR(10 g) = 0.077 W/kg

Maximum value of SAR (measured) = 0.134 W/kg



0 dB = 0.134 W/kg = -8.73 dBW/kg

Plot 197#: 5.2Gwifi_Head Left Cheek_High**DUT: Mobile Phone; Type: KH7; Serial: SZNS220224-05720E-SA-S1**

Communication System: UID 0, 5.2G WiFi (0); Frequency: 5240 MHz;Duty Cycle: 1:1

Medium parameters used: $f = 5240$ MHz; $\sigma = 4.664$ S/m; $\epsilon_r = 35.367$; $\rho = 1000$ kg/m³

Phantom section: Left Section

DASY5 Configuration:

- Probe: EX3DV4- SN3619; ConvF(4.37, 4.37, 4.37); Calibrated: 2021/08/25
- Sensor-Surface: 4mm (Mechanical Surface Detection)
- Electronics: DAE4 Sn1211; Calibrated: 2022/03/01
- Phantom: Twin SAM; Type: QD000P40CD; Serial: TP:1744
- Measurement SW: DASY52, Version 52.10 (4); SEMCAD X Version 14.6.14 (7501)

Head Left Cheek/WLAN 5.2G 802.11a High/Area Scan (101x101x1): Interpolated grid: dx=1.000 mm, dy=1.000 mm

Maximum value of SAR (interpolated) = 0.417 W/kg

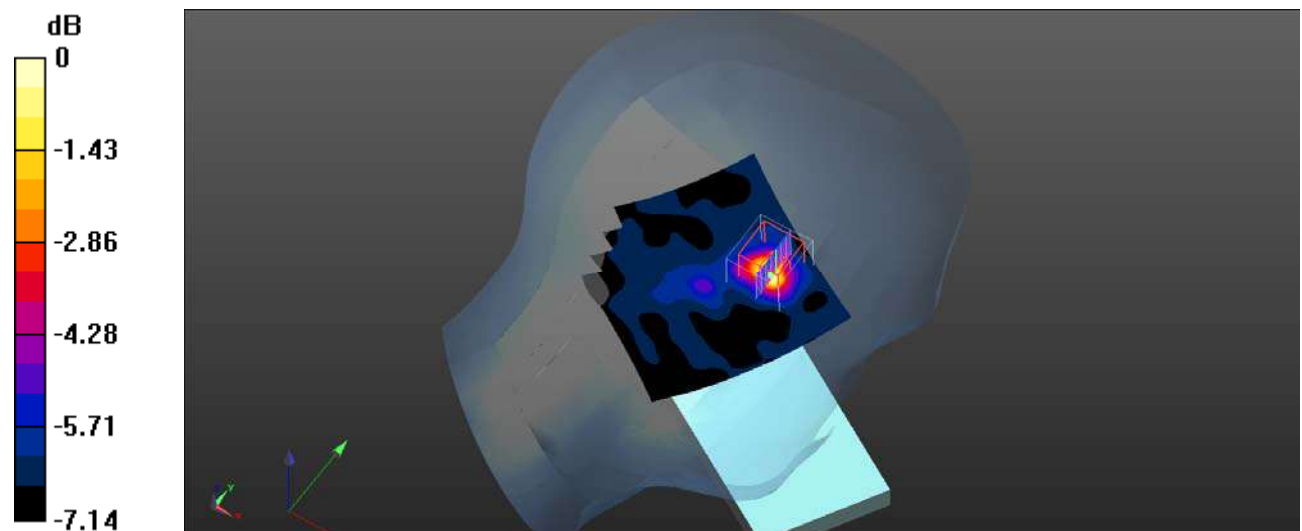
Head Left Cheek/WLAN 5.2G 802.11a High/Zoom Scan (8x8x12)/Cube 0: Measurement grid: dx=4mm, dy=4mm, dz=2mm

Reference Value = 4.590 V/m; Power Drift = 0.06 dB

Peak SAR (extrapolated) = 0.624 W/kg

SAR(1 g) = 0.265 W/kg; SAR(10 g) = 0.158 W/kg

Maximum value of SAR (measured) = 0.418 W/kg



0 dB = 0.418 W/kg = -3.79 dBW/kg

Plot 198#: 5.2Gwifi_Head Left Tilt_High**DUT: Mobile Phone; Type: KH7; Serial: SZNS220224-05720E-SA-S1**

Communication System: UID 0, 5.2G WiFi (0); Frequency: 5240 MHz;Duty Cycle: 1:1

Medium parameters used: $f = 5240$ MHz; $\sigma = 4.664$ S/m; $\epsilon_r = 35.367$; $\rho = 1000$ kg/m³

Phantom section: Left Section

DASY5 Configuration:

- Probe: EX3DV4- SN3619; ConvF(4.37, 4.37, 4.37); Calibrated: 2021/08/25
- Sensor-Surface: 4mm (Mechanical Surface Detection)
- Electronics: DAE4 Sn1211; Calibrated: 2022/03/01
- Phantom: Twin SAM; Type: QD000P40CD; Serial: TP:1744
- Measurement SW: DASY52, Version 52.10 (4); SEMCAD X Version 14.6.14 (7501)

Head Left Tilt/WLAN 5.2G 802.11a High/Area Scan (101x101x1): Interpolated grid: dx=1.000 mm, dy=1.000 mm

Maximum value of SAR (interpolated) = 0.289 W/kg


Head Left Tilt/WLAN 5.2G 802.11a High/Zoom Scan (8x8x12)/Cube 0: Measurement grid: dx=4mm, dy=4mm, dz=2mm

Reference Value = 5.081 V/m; Power Drift = 0.06 dB

Peak SAR (extrapolated) = 0.378 W/kg

SAR(1 g) = 0.216 W/kg; SAR(10 g) = 0.153 W/kg

Maximum value of SAR (measured) = 0.295 W/kg



0 dB = 0.295 W/kg = -5.30 dBW/kg

Plot 199#: 5.2Gwifi_Head Right Cheek_High**DUT: Mobile Phone; Type: KH7; Serial: SZNS220224-05720E-SA-S1**

Communication System: UID 0, 5.2G WiFi (0); Frequency: 5240 MHz;Duty Cycle: 1:1

Medium parameters used: $f = 5240$ MHz; $\sigma = 4.664$ S/m; $\epsilon_r = 35.367$; $\rho = 1000$ kg/m³

Phantom section: Right Section

DASY5 Configuration:

- Probe: EX3DV4- SN3619; ConvF(4.37, 4.37, 4.37); Calibrated: 2021/08/25
- Sensor-Surface: 4mm (Mechanical Surface Detection)
- Electronics: DAE4 Sn1211; Calibrated: 2022/03/01
- Phantom: Twin SAM; Type: QD000P40CD; Serial: TP:1744
- Measurement SW: DASY52, Version 52.10 (4); SEMCAD X Version 14.6.14 (7501)

Head Right Cheek/WLAN 5.2G 802.11a High/Area Scan (101x101x1): Interpolated grid: dx=1.000 mm, dy=1.000 mm

Maximum value of SAR (interpolated) = 0.336 W/kg

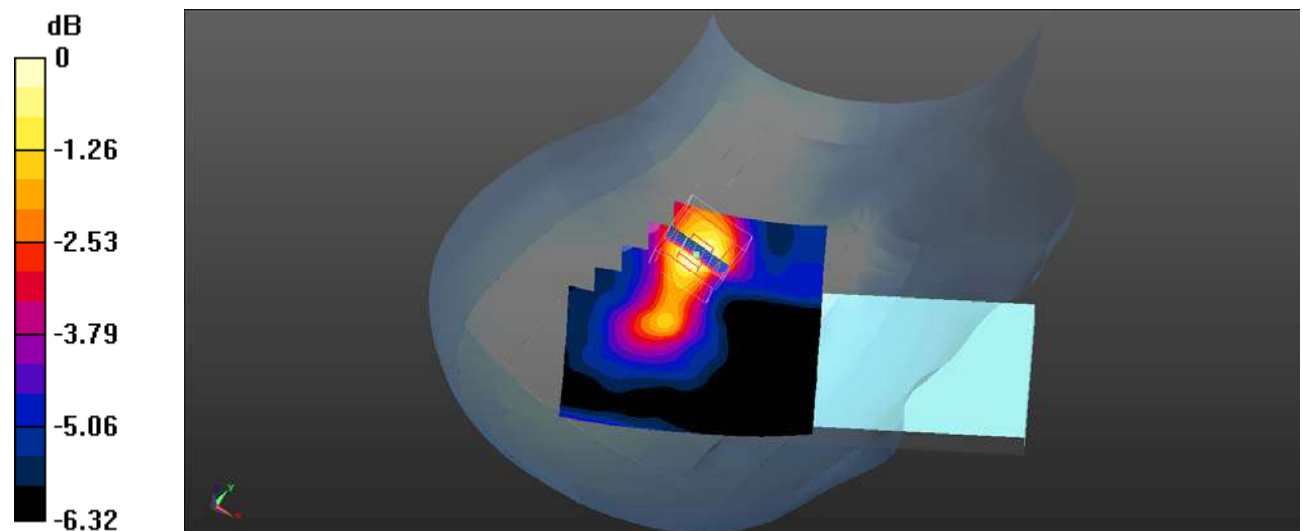
Head Right Cheek/WLAN 5.2G 802.11a High/Zoom Scan (8x8x12)/Cube 0: Measurement grid: dx=4mm, dy=4mm, dz=2mm

Reference Value = 5.841 V/m; Power Drift = -0.01 dB

Peak SAR (extrapolated) = 0.429 W/kg

SAR(1 g) = 0.231 W/kg; SAR(10 g) = 0.149 W/kg

Maximum value of SAR (measured) = 0.330 W/kg



0 dB = 0.330 W/kg = -4.81 dBW/kg

Plot 200#: 5.2Gwifi_Head Right Tilt_High**DUT: Mobile Phone; Type: KH7; Serial: SZNS220224-05720E-SA-S1**

Communication System: UID 0, 5.2G WiFi (0); Frequency: 5240 MHz;Duty Cycle: 1:1

Medium parameters used: $f = 5240$ MHz; $\sigma = 4.664$ S/m; $\epsilon_r = 35.367$; $\rho = 1000$ kg/m³

Phantom section: Right Section

DASY5 Configuration:

- Probe: EX3DV4- SN3619; ConvF(4.37, 4.37, 4.37); Calibrated: 2021/08/25
- Sensor-Surface: 4mm (Mechanical Surface Detection)
- Electronics: DAE4 Sn1211; Calibrated: 2022/03/01
- Phantom: Twin SAM; Type: QD000P40CD; Serial: TP:1744
- Measurement SW: DASY52, Version 52.10 (4); SEMCAD X Version 14.6.14 (7501)

Head Right Tilt/WLAN 5.2G 802.11a High/Area Scan (101x101x1): Interpolated grid: dx=1.000 mm, dy=1.000 mm

Maximum value of SAR (interpolated) = 0.322 W/kg

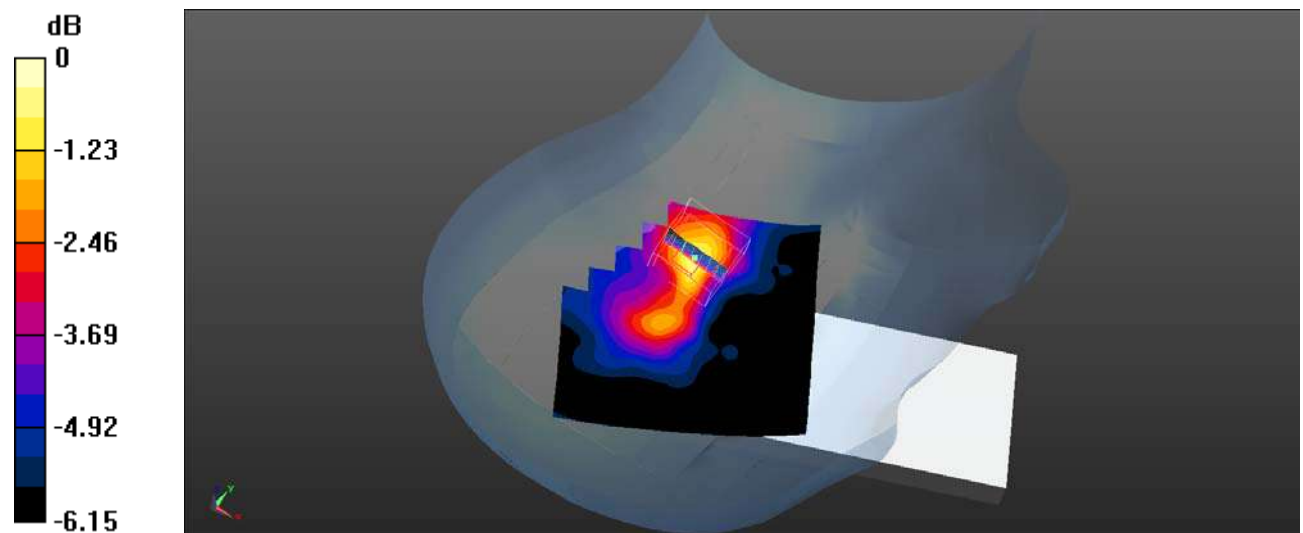
Head Right Tilt/WLAN 5.2G 802.11a High/Zoom Scan (8x8x12)/Cube 0: Measurement grid: dx=4mm, dy=4mm, dz=2mm

Reference Value = 5.318 V/m; Power Drift = -0.06 dB

Peak SAR (extrapolated) = 0.517 W/kg

SAR(1 g) = 0.236 W/kg; SAR(10 g) = 0.155 W/kg

Maximum value of SAR (measured) = 0.364 W/kg



0 dB = 0.364 W/kg = -4.39 dBW/kg

Plot 201#: 5.2Gwifi_Body Front_High**DUT: Mobile Phone; Type: KH7; Serial: SZNS220224-05720E-SA-S1**

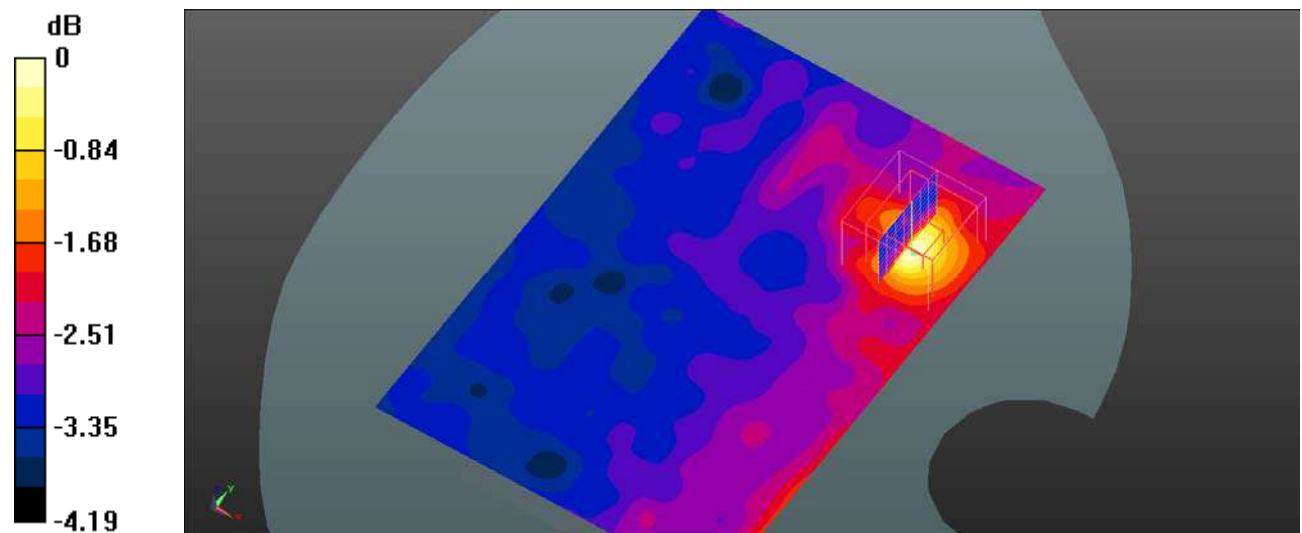
Communication System: UID 0, 5.2G WiFi (0); Frequency: 5240 MHz;Duty Cycle: 1:1

Medium parameters used: $f = 5240 \text{ MHz}$; $\sigma = 4.664 \text{ S/m}$; $\epsilon_r = 35.367$; $\rho = 1000 \text{ kg/m}^3$

Phantom section: Flat Section

DASY5 Configuration:

- Probe: EX3DV4- SN3619; ConvF(4.37, 4.37, 4.37); Calibrated: 2021/08/25
- Sensor-Surface: 4mm (Mechanical Surface Detection)
- Electronics: DAE4 Sn1211; Calibrated: 2022/03/01
- Phantom: Twin SAM; Type: QD000P40CD; Serial: TP:1744
- Measurement SW: DASY52, Version 52.10 (4); SEMCAD X Version 14.6.14 (7501)

Body Front/WLAN 5.2G 802.11a High/Area Scan (111x161x1): Interpolated grid: $dx=1.000 \text{ mm}$, $dy=1.000 \text{ mm}$ Maximum value of SAR (interpolated) = 0.157 W/kg **Body Front/WLAN 5.2G 802.11a High/Zoom Scan (8x8x12)/Cube 0:** Measurement grid: $dx=4\text{mm}$, $dy=4\text{mm}$, $dz=2\text{mm}$ Reference Value = 4.241 V/m ; Power Drift = -0.09 dB Peak SAR (extrapolated) = 0.236 W/kg **SAR(1 g) = 0.126 W/kg ; SAR(10 g) = 0.095 W/kg** Maximum value of SAR (measured) = 0.161 W/kg 0 dB = 0.161 W/kg = -7.93 dBW/kg

Plot 202#: 5.2Gwifi_Body Back_High**DUT: Mobile Phone; Type: KH7; Serial: SZNS220224-05720E-SA-S1**

Communication System: UID 0, 5.2G WiFi (0); Frequency: 5240 MHz;Duty Cycle: 1:1

Medium parameters used: $f = 5240$ MHz; $\sigma = 4.664$ S/m; $\epsilon_r = 35.367$; $\rho = 1000$ kg/m³

Phantom section: Flat Section

DASY5 Configuration:

- Probe: EX3DV4- SN3619; ConvF(4.37, 4.37, 4.37); Calibrated: 2021/08/25
- Sensor-Surface: 4mm (Mechanical Surface Detection)
- Electronics: DAE4 Sn1211; Calibrated: 2022/03/01
- Phantom: Twin SAM; Type: QD000P40CD; Serial: TP:1744
- Measurement SW: DASY52, Version 52.10 (4); SEMCAD X Version 14.6.14 (7501)

Body Back/WLAN 5.2G 802.11a High/Area Scan (101x181x1): Interpolated grid: dx=1.000 mm, dy=1.000 mm

Maximum value of SAR (interpolated) = 0.259 W/kg

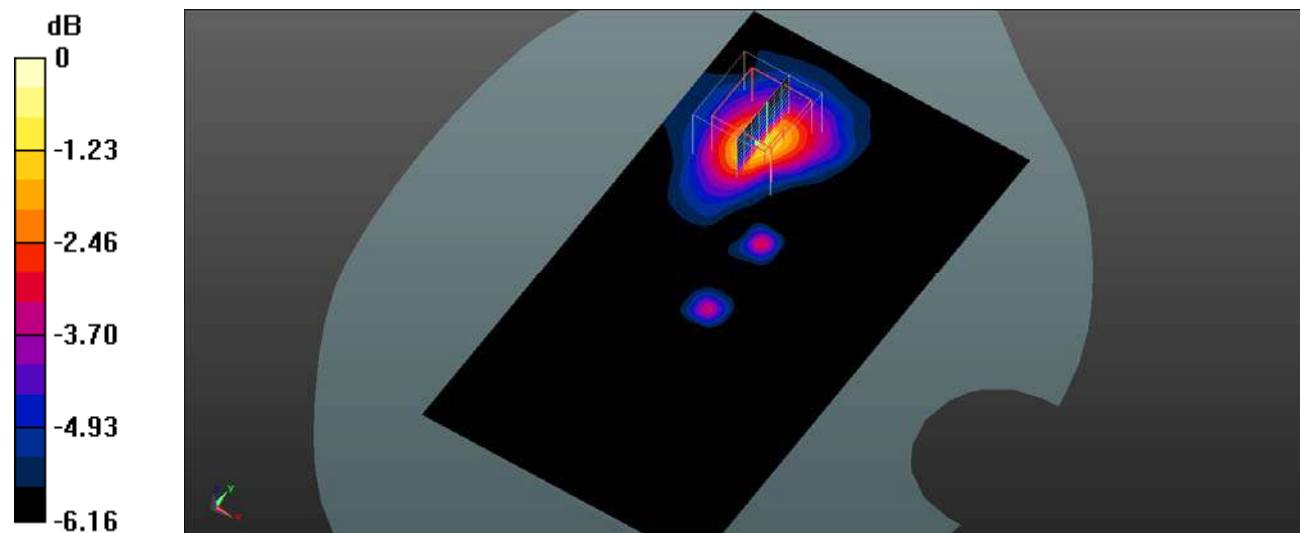
Body Back/WLAN 5.2G 802.11a High/Zoom Scan (8x8x12)/Cube 0: Measurement grid: dx=4mm, dy=4mm, dz=2mm

Reference Value = 4.762 V/m; Power Drift = -0.04 dB

Peak SAR (extrapolated) = 0.474 W/kg

SAR(1 g) = 0.241 W/kg; SAR(10 g) = 0.146 W/kg

Maximum value of SAR (measured) = 0.339 W/kg



0 dB = 0.339 W/kg = -4.70 dBW/kg

Plot 203#: 5.2Gwifi_Body Right_High**DUT: Mobile Phone; Type: KH7; Serial: SZNS220224-05720E-SA-S1**

Communication System: UID 0, 5.2G WiFi (0); Frequency: 5240 MHz;Duty Cycle: 1:1

Medium parameters used: $f = 5240$ MHz; $\sigma = 4.664$ S/m; $\epsilon_r = 35.367$; $\rho = 1000$ kg/m³

Phantom section: Flat Section

DASY5 Configuration:

- Probe: EX3DV4- SN3619; ConvF(4.37, 4.37, 4.37); Calibrated: 2021/08/25
- Sensor-Surface: 4mm (Mechanical Surface Detection)
- Electronics: DAE4 Sn1211; Calibrated: 2022/03/01
- Phantom: Twin SAM; Type: QD000P40CD; Serial: TP:1744
- Measurement SW: DASY52, Version 52.10 (4); SEMCAD X Version 14.6.14 (7501)

Body Right/WLAN 5.2G 802.11a High/Area Scan (61x101x1): Interpolated grid: dx=1.000 mm, dy=1.000 mm

Maximum value of SAR (interpolated) = 0.283 W/kg

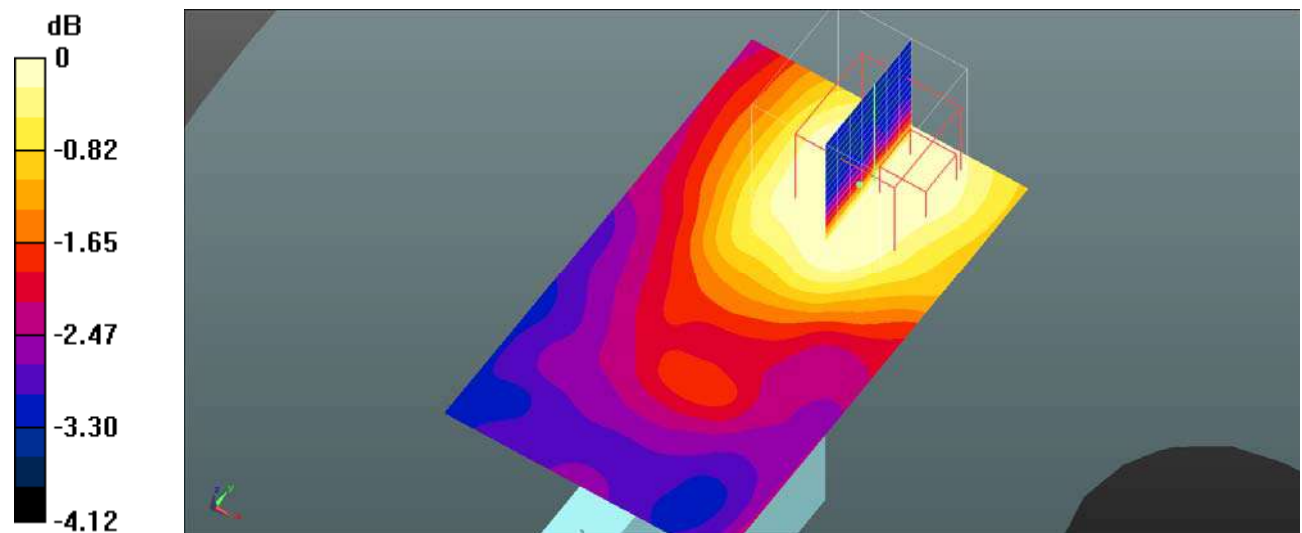
Body Right/WLAN 5.2G 802.11a High/Zoom Scan (8x8x16)/Cube 0: Measurement grid: dx=4mm, dy=4mm, dz=2mm

Reference Value = 6.720 V/m; Power Drift = -0.07 dB

Peak SAR (extrapolated) = 0.306 W/kg

SAR(1 g) = 0.209 W/kg; SAR(10 g) = 0.163 W/kg

Maximum value of SAR (measured) = 0.254 W/kg



0 dB = 0.254 W/kg = -5.95 dBW/kg

Plot 204#: 5.2Gwifi_Body Top_High**DUT: Mobile Phone; Type: KH7; Serial: SZNS220224-05720E-SA-S1**

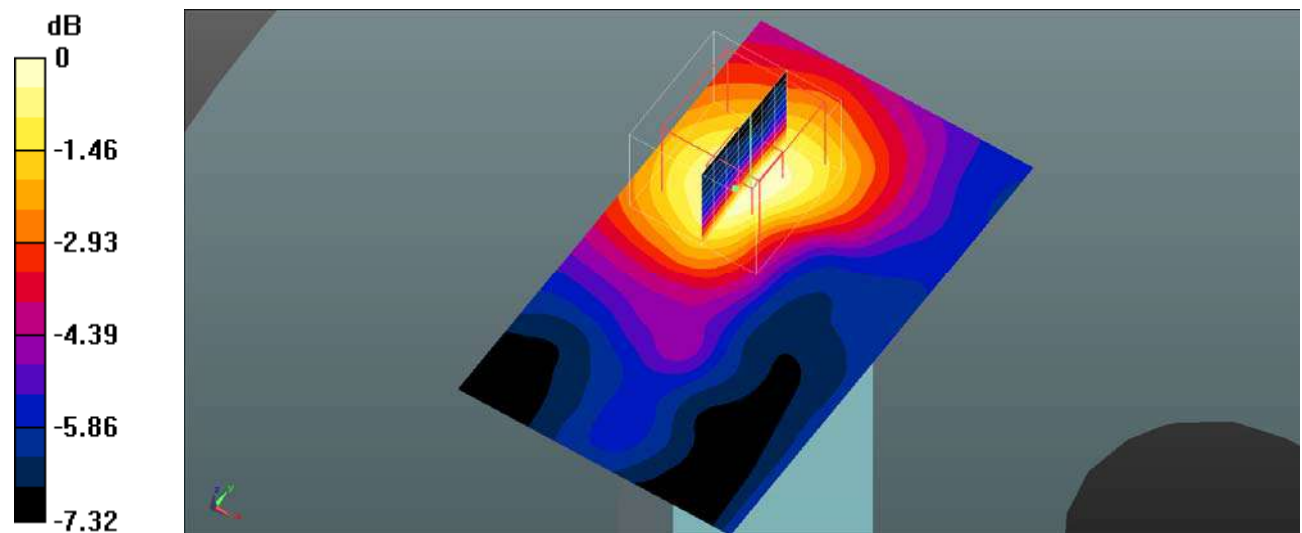
Communication System: UID 0, 5.2G WiFi (0); Frequency: 5240 MHz; Duty Cycle: 1:1

Medium parameters used: $f = 5240 \text{ MHz}$; $\sigma = 4.664 \text{ S/m}$; $\epsilon_r = 35.367$; $\rho = 1000 \text{ kg/m}^3$

Phantom section: Flat Section

DASY5 Configuration:

- Probe: EX3DV4- SN3619; ConvF(4.37, 4.37, 4.37); Calibrated: 2021/08/25
- Sensor-Surface: 4mm (Mechanical Surface Detection)
- Electronics: DAE4 Sn1211; Calibrated: 2022/03/01
- Phantom: Twin SAM; Type: QD000P40CD; Serial: TP:1744
- Measurement SW: DASY52, Version 52.10 (4); SEMCAD X Version 14.6.14 (7501)

Body Top/WLAN 5.2G 802.11a High/Area Scan (61x101x1): Interpolated grid: $dx=1.000 \text{ mm}$, $dy=1.000 \text{ mm}$ Maximum value of SAR (interpolated) = 0.469 W/kg **Body Top/WLAN 5.2G 802.11a High/Zoom Scan (8x8x12)/Cube 0:** Measurement grid: $dx=4\text{mm}$, $dy=4\text{mm}$, $dz=2\text{mm}$ Reference Value = 6.103 V/m ; Power Drift = -0.10 dB Peak SAR (extrapolated) = 0.639 W/kg **SAR(1 g) = 0.322 W/kg ; SAR(10 g) = 0.195 W/kg** Maximum value of SAR (measured) = 0.464 W/kg 0 dB = 0.464 W/kg = -3.33 dBW/kg

Plot 205#: 5.8Gwifi_Head Left Cheek_Mid**DUT: Mobile Phone; Type: KH7; Serial: SZNS220224-05720E-SA-S1**

Communication System: UID 0, 5.8G Wi-Fi (0); Frequency: 5785 MHz; Duty Cycle: 1:1

Medium parameters used (interpolated): $f = 5785$ MHz; $\sigma = 5.221$ S/m; $\epsilon_r = 34.64$; $\rho = 1000$ kg/m³

Phantom section: Left Section

DASY5 Configuration:

- Probe: EX3DV4- SN3619; ConvF(3.93, 3.93, 3.93); Calibrated: 2021/08/25
- Sensor-Surface: 4mm (Mechanical Surface Detection)
- Electronics: DAE4 Sn1211; Calibrated: 2022/03/01
- Phantom: Twin SAM; Type: QD000P40CD; Serial: TP:1744
- Measurement SW: DASY52, Version 52.10 (4); SEMCAD X Version 14.6.14 (7501)

Head Left Cheek/WLAN 5.8G 802.11a Mid/Area Scan (101x101x1): Interpolated grid: dx=1.000 mm, dy=1.000 mm

Maximum value of SAR (interpolated) = 0.565 W/kg


Head Left Cheek/WLAN 5.8G 802.11a Mid/Zoom Scan (8x8x12)/Cube 0: Measurement grid: dx=4mm, dy=4mm, dz=2mm

Reference Value = 6.599 V/m; Power Drift = -0.05 dB

Peak SAR (extrapolated) = 0.953 W/kg

SAR(1 g) = 0.337 W/kg; SAR(10 g) = 0.173 W/kg

Maximum value of SAR (measured) = 0.557 W/kg



0 dB = 0.557 W/kg = -2.54 dBW/kg

Plot 206#: 5.8Gwifi_Head Left Tilt_Mid**DUT: Mobile Phone; Type: KH7; Serial: SZNS220224-05720E-SA-S1**

Communication System: UID 0, 5.8G Wi-Fi (0); Frequency: 5785 MHz; Duty Cycle: 1:1

Medium parameters used (interpolated): $f = 5785$ MHz; $\sigma = 5.221$ S/m; $\epsilon_r = 34.64$; $\rho = 1000$ kg/m³

Phantom section: Left Section

DASY5 Configuration:

- Probe: EX3DV4- SN3619; ConvF(3.93, 3.93, 3.93); Calibrated: 2021/08/25
- Sensor-Surface: 4mm (Mechanical Surface Detection)
- Electronics: DAE4 Sn1211; Calibrated: 2022/03/01
- Phantom: Twin SAM; Type: QD000P40CD; Serial: TP:1744
- Measurement SW: DASY52, Version 52.10 (4); SEMCAD X Version 14.6.14 (7501)

Head Left Tilt/WLAN 5.8G 802.11a Mid/Area Scan (101x101x1): Interpolated grid: dx=1.000 mm, dy=1.000 mm

Maximum value of SAR (interpolated) = 0.538 W/kg


Head Left Tilt/WLAN 5.8G 802.11a Mid/Zoom Scan (8x8x12)/Cube 0: Measurement grid: dx=4mm, dy=4mm, dz=2mm

Reference Value = 7.088 V/m; Power Drift = -0.02 dB

Peak SAR (extrapolated) = 0.884 W/kg

SAR(1 g) = 0.341 W/kg; SAR(10 g) = 0.183 W/kg

Maximum value of SAR (measured) = 0.545 W/kg



Plot 207#: 5.8Gwifi_Head Right Cheek_Mid**DUT: Mobile Phone; Type: KH7; Serial: SZNS220224-05720E-SA-S1**

Communication System: UID 0, 5.8G Wi-Fi (0); Frequency: 5785 MHz; Duty Cycle: 1:1

Medium parameters used (interpolated): $f = 5785$ MHz; $\sigma = 5.221$ S/m; $\epsilon_r = 34.64$; $\rho = 1000$ kg/m³

Phantom section: Right Section

DASY5 Configuration:

- Probe: EX3DV4- SN3619; ConvF(3.93, 3.93, 3.93); Calibrated: 2021/08/25
- Sensor-Surface: 4mm (Mechanical Surface Detection)
- Electronics: DAE4 Sn1211; Calibrated: 2022/03/01
- Phantom: Twin SAM; Type: QD000P40CD; Serial: TP:1744
- Measurement SW: DASY52, Version 52.10 (4); SEMCAD X Version 14.6.14 (7501)

Head Right Cheek/WLAN 5.8G 802.11a Mid/Area Scan (101x101x1): Interpolated grid: dx=1.000 mm, dy=1.000 mm

Maximum value of SAR (interpolated) = 0.570 W/kg

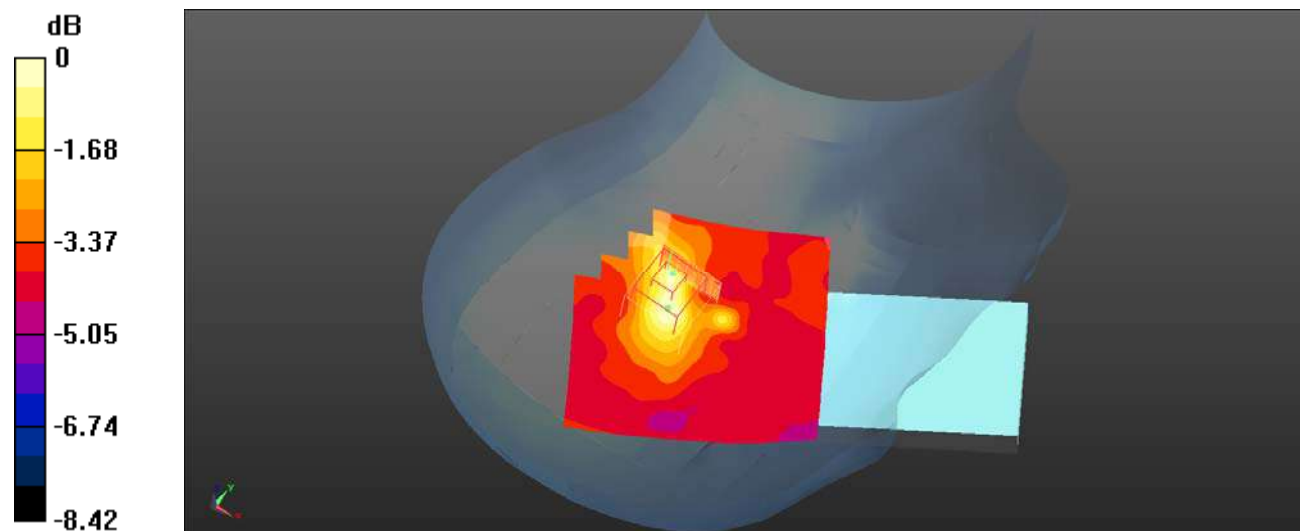
Head Right Cheek/WLAN 5.8G 802.11a Mid/Zoom Scan (8x8x12)/Cube 0: Measurement grid: dx=4mm, dy=4mm, dz=2mm

Reference Value = 8.998 V/m; Power Drift = -0.02 dB

Peak SAR (extrapolated) = 3.62 W/kg

SAR(1 g) = 0.327 W/kg; SAR(10 g) = 0.087 W/kg

Maximum value of SAR (measured) = 0.566 W/kg



0 dB = 0.566 W/kg = -2.47 dBW/kg

Plot 208#: 5.8Gwifi_Head Right Tilt_Mid**DUT: Mobile Phone; Type: KH7; Serial: SZNS220224-05720E-SA-S1**

Communication System: UID 0, 5.8G Wi-Fi (0); Frequency: 5785 MHz; Duty Cycle: 1:1

Medium parameters used (interpolated): $f = 5785$ MHz; $\sigma = 5.221$ S/m; $\epsilon_r = 34.64$; $\rho = 1000$ kg/m³

Phantom section: Right Section

DASY5 Configuration:

- Probe: EX3DV4- SN3619; ConvF(3.93, 3.93, 3.93); Calibrated: 2021/08/25
- Sensor-Surface: 4mm (Mechanical Surface Detection)
- Electronics: DAE4 Sn1211; Calibrated: 2022/03/01
- Phantom: Twin SAM; Type: QD000P40CD; Serial: TP:1744
- Measurement SW: DASY52, Version 52.10 (4); SEMCAD X Version 14.6.14 (7501)

Head Right Tilt/WLAN 5.8G 802.11a Mid/Area Scan (101x101x1): Interpolated grid: dx=1.000 mm, dy=1.000 mm

Maximum value of SAR (interpolated) = 0.511 W/kg

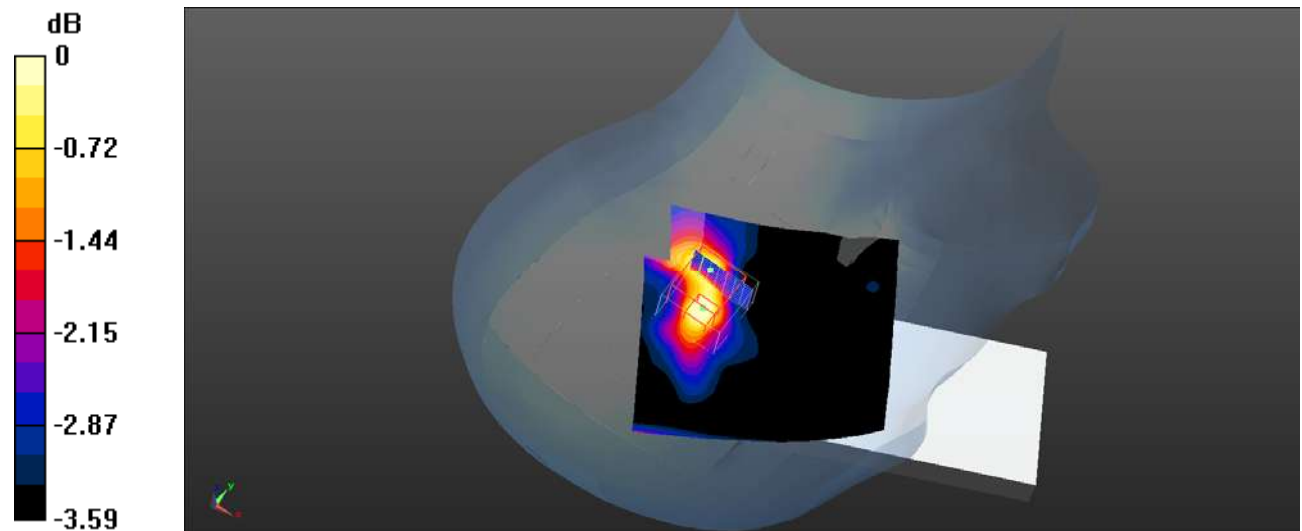
Head Right Tilt/WLAN 5.8G 802.11a Mid/Zoom Scan (8x8x12)/Cube 0: Measurement grid: dx=4mm, dy=4mm, dz=2mm

Reference Value = 8.311 V/m; Power Drift = -0.06 dB

Peak SAR (extrapolated) = 0.703 W/kg

SAR(1 g) = 0.385 W/kg; SAR(10 g) = 0.316 W/kg

Maximum value of SAR (measured) = 0.548 W/kg



0 dB = 0.548 W/kg = -2.61 dBW/kg

Plot 209#: 5.8Gwifi_Body Front_Mid**DUT: Mobile Phone; Type: KH7; Serial: SZNS220224-05720E-SA-S1**

Communication System: UID 0, 5.8G Wi-Fi (0); Frequency: 5785 MHz; Duty Cycle: 1:1

Medium parameters used (interpolated): $f = 5785$ MHz; $\sigma = 5.221$ S/m; $\epsilon_r = 34.64$; $\rho = 1000$ kg/m³

Phantom section: Flat Section

DASY5 Configuration:

- Probe: EX3DV4- SN3619; ConvF(3.93, 3.93, 3.93); Calibrated: 2021/08/25
- Sensor-Surface: 4mm (Mechanical Surface Detection)
- Electronics: DAE4 Sn1211; Calibrated: 2022/03/01
- Phantom: Twin SAM; Type: QD000P40CD; Serial: TP:1744
- Measurement SW: DASY52, Version 52.10 (4); SEMCAD X Version 14.6.14 (7501)

Body Front/lv16WLAN 5.8G 802.11a Mid/Area Scan (101x171x1): Interpolated grid: dx=1.000 mm, dy=1.000 mm

Maximum value of SAR (interpolated) = 0.241 W/kg

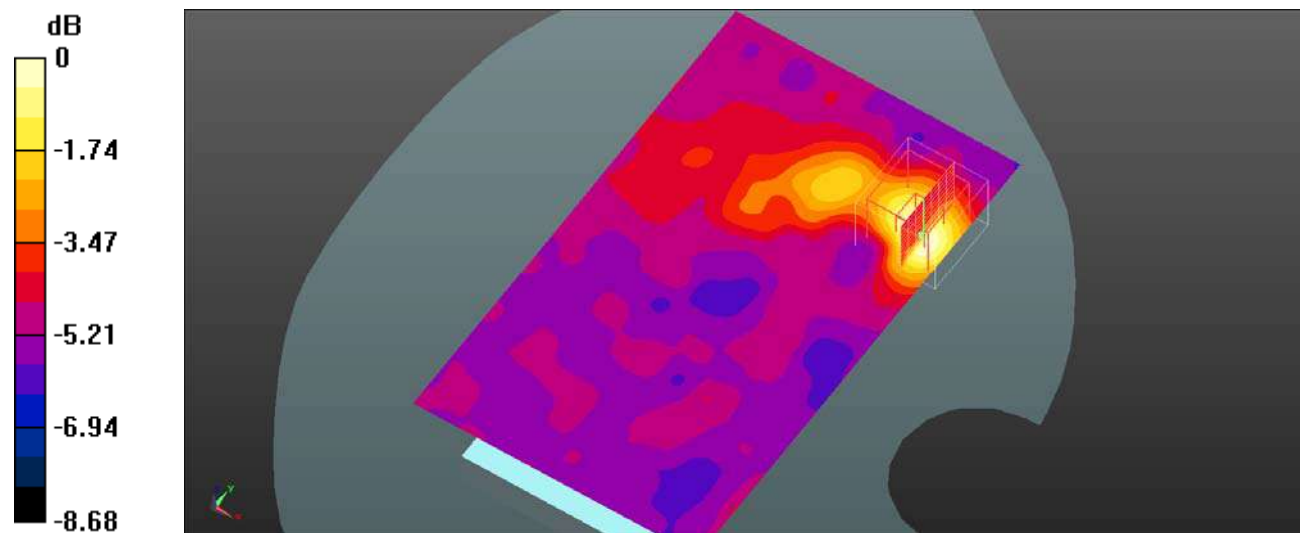
Body Front/lv16WLAN 5.8G 802.11a Mid/Zoom Scan (8x8x12)/Cube 0: Measurement grid: dx=4mm, dy=4mm, dz=2mm

Reference Value = 4.469 V/m; Power Drift = -0.08 dB

Peak SAR (extrapolated) = 2.09 W/kg

SAR(1 g) = 0.152 W/kg; SAR(10 g) = 0.023 W/kg

Maximum value of SAR (measured) = 0.226 W/kg



0 dB = 0.226 W/kg = -6.46 dBW/kg

Plot 210#: 5.8Gwifi_Body Back_Mid**DUT: Mobile Phone; Type: KH7; Serial: SZNS220224-05720E-SA-S1**

Communication System: UID 0, 5.8G Wi-Fi (0); Frequency: 5785 MHz; Duty Cycle: 1:1

Medium parameters used (interpolated): $f = 5785$ MHz; $\sigma = 5.221$ S/m; $\epsilon_r = 34.64$; $\rho = 1000$ kg/m³

Phantom section: Flat Section

DASY5 Configuration:

- Probe: EX3DV4- SN3619; ConvF(3.93, 3.93, 3.93); Calibrated: 2021/08/25
- Sensor-Surface: 4mm (Mechanical Surface Detection)
- Electronics: DAE4 Sn1211; Calibrated: 2022/03/01
- Phantom: Twin SAM; Type: QD000P40CD; Serial: TP:1744
- Measurement SW: DASY52, Version 52.10 (4); SEMCAD X Version 14.6.14 (7501)

Body Back/WLAN 5.8G 802.11a Mid/Area Scan (101x171x1): Interpolated grid: dx=1.000 mm, dy=1.000 mm

Maximum value of SAR (interpolated) = 0.681 W/kg

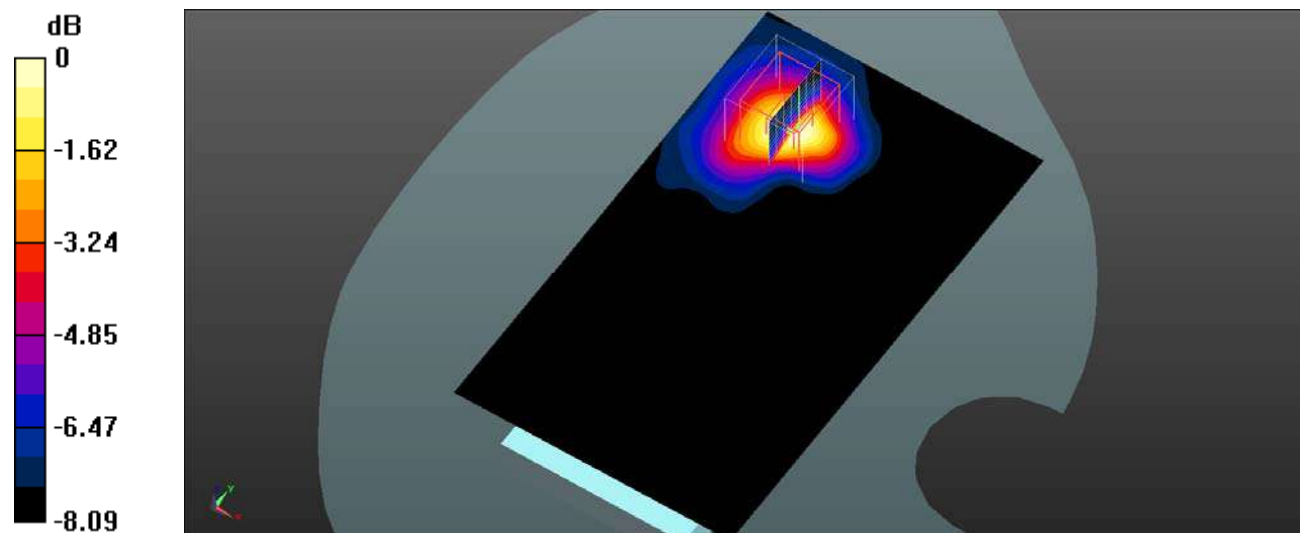
Body Back/WLAN 5.8G 802.11a Mid/Zoom Scan (8x8x12)/Cube 0: Measurement grid: dx=4mm, dy=4mm, dz=2mm

Reference Value = 4.776 V/m; Power Drift = -0.07 dB

Peak SAR (extrapolated) = 0.964 W/kg

SAR(1 g) = 0.416 W/kg; SAR(10 g) = 0.220 W/kg

Maximum value of SAR (measured) = 0.640 W/kg



0 dB = 0.640 W/kg = -1.94 dBW/kg

Plot 211#: 5.8Gwifi_Body Left_Mid**DUT: Mobile Phone; Type: KH7; Serial: SZNS220224-05720E-SA-S1**

Communication System: UID 0, 5.8G Wi-Fi (0); Frequency: 5785 MHz; Duty Cycle: 1:1

Medium parameters used (interpolated): $f = 5785$ MHz; $\sigma = 5.221$ S/m; $\epsilon_r = 34.64$; $\rho = 1000$ kg/m³

Phantom section: Flat Section

DASY5 Configuration:

- Probe: EX3DV4- SN3619; ConvF(3.93, 3.93, 3.93); Calibrated: 2021/08/25
- Sensor-Surface: 4mm (Mechanical Surface Detection)
- Electronics: DAE4 Sn1211; Calibrated: 2022/03/01
- Phantom: Twin SAM; Type: QD000P40CD; Serial: TP:1744
- Measurement SW: DASY52, Version 52.10 (4); SEMCAD X Version 14.6.14 (7501)

Body Left/WLAN 5.8G 802.11a Mid/Area Scan (101x171x1): Interpolated grid: dx=1.000 mm, dy=1.000 mm

Maximum value of SAR (interpolated) = 0.0976 W/kg

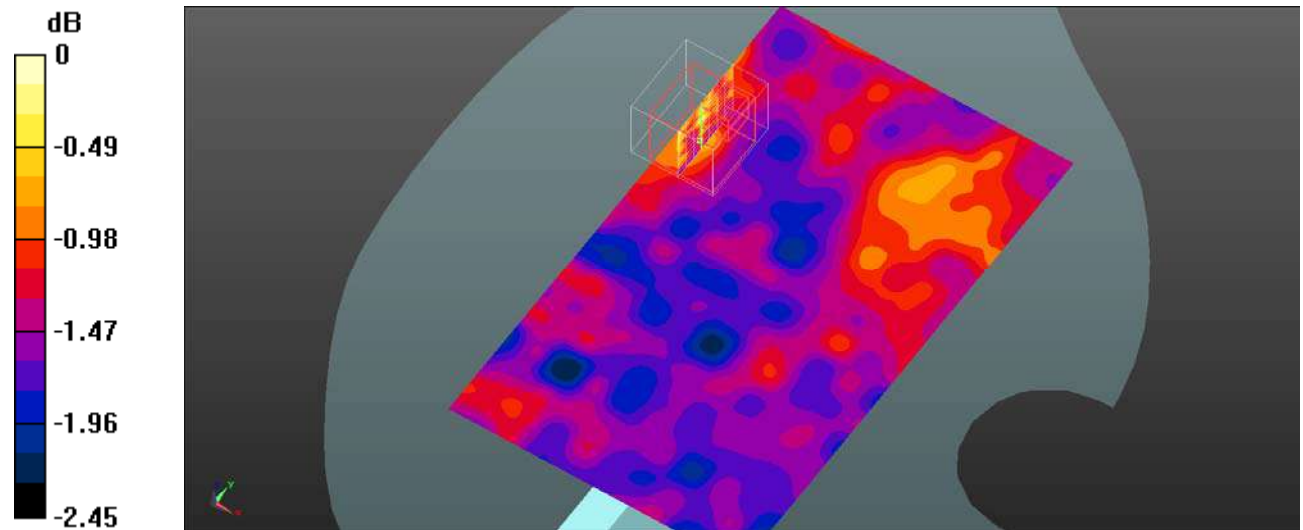
Body Left/WLAN 5.8G 802.11a Mid/Zoom Scan (8x8x12)/Cube 0: Measurement grid: dx=4mm, dy=4mm, dz=2mm

Reference Value = 3.924 V/m; Power Drift = -0.10 dB

Peak SAR (extrapolated) = 0.113 W/kg

SAR(1 g) = 0.094 W/kg; SAR(10 g) = 0.090 W/kg

Maximum value of SAR (measured) = 0.113 W/kg



0 dB = 0.113 W/kg = -9.47 dBW/kg

Plot 212#: 5.8Gwifi_Body Top_Mid**DUT: Mobile Phone; Type: KH7; Serial: SZNS220224-05720E-SA-S1**

Communication System: UID 0, 5.8G Wi-Fi (0); Frequency: 5785 MHz; Duty Cycle: 1:1

Medium parameters used (interpolated): $f = 5785$ MHz; $\sigma = 5.221$ S/m; $\epsilon_r = 34.64$; $\rho = 1000$ kg/m³

Phantom section: Flat Section

DASY5 Configuration:

- Probe: EX3DV4- SN3619; ConvF(3.93, 3.93, 3.93); Calibrated: 2021/08/25
- Sensor-Surface: 4mm (Mechanical Surface Detection)
- Electronics: DAE4 Sn1211; Calibrated: 2022/03/01
- Phantom: Twin SAM; Type: QD000P40CD; Serial: TP:1744
- Measurement SW: DASY52, Version 52.10 (4); SEMCAD X Version 14.6.14 (7501)

Body Top/WLAN 5.8G 802.11a Mid/Area Scan (101x101x1): Interpolated grid: dx=1.000 mm, dy=1.000 mm

Maximum value of SAR (interpolated) = 0.449 W/kg

Body Top/WLAN 5.8G 802.11a Mid/Zoom Scan (8x8x12)/Cube 0: Measurement grid: dx=4mm, dy=4mm, dz=2mm

Reference Value = 5.143 V/m; Power Drift = -0.06 dB

Peak SAR (extrapolated) = 0.615 W/kg

SAR(1 g) = 0.310 W/kg; SAR(10 g) = 0.191 W/kg

Maximum value of SAR (measured) = 0.444 W/kg

