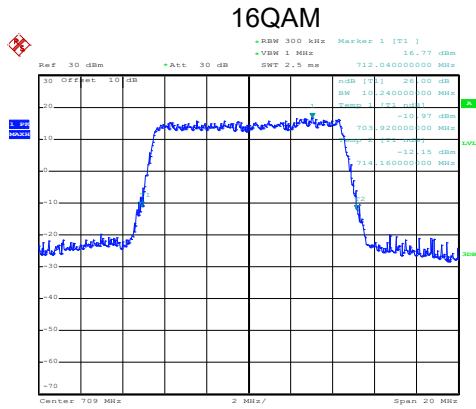
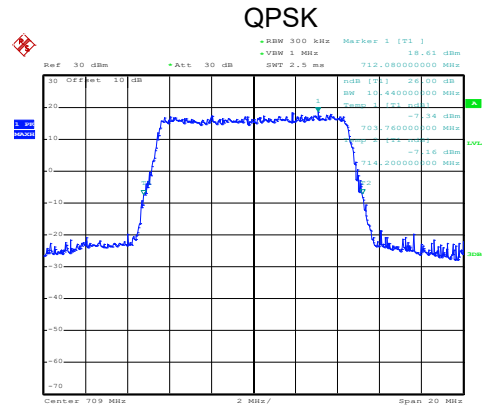


LTE Band 17: -26dBc bandwidth  
BW: 10MHz

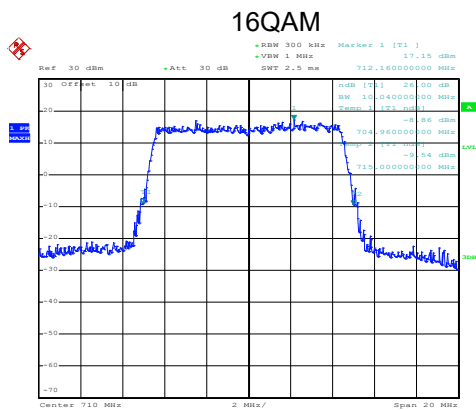


Date: 14.DEC.2020 11:19:14

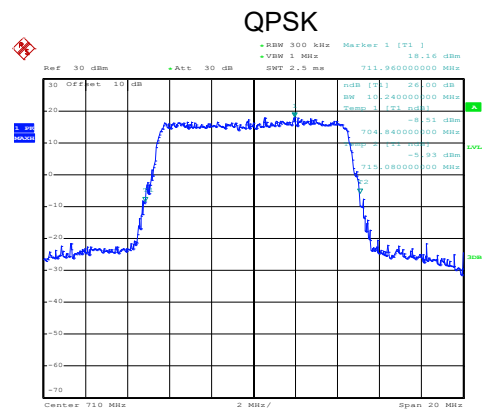


Date: 14.DEC.2020 11:19:10

Lowest channel

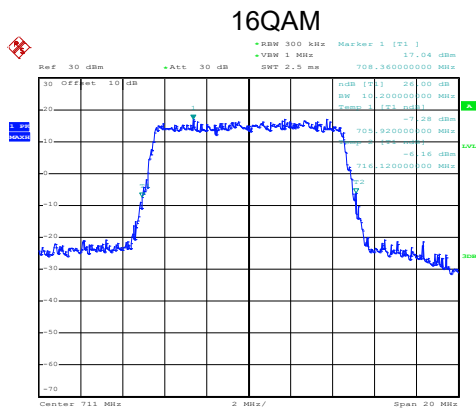


Date: 14.DEC.2020 11:19:35

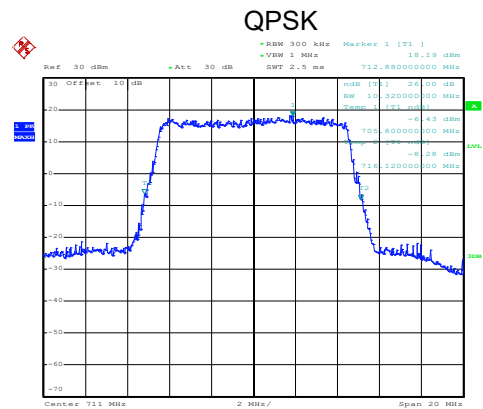


Date: 14.DEC.2020 11:19:31

Middle channel



Date: 14.DEC.2020 11:20:18

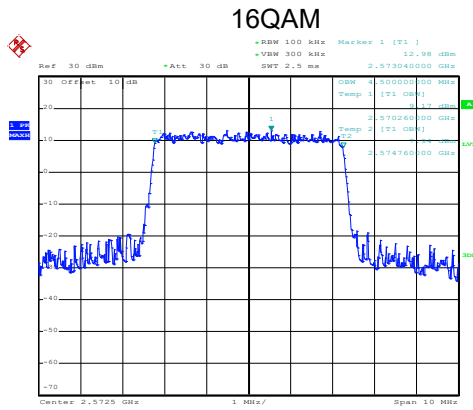


Date: 14.DEC.2020 11:20:13

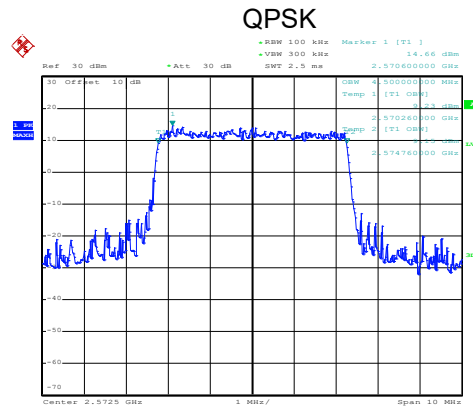
Highest channel

LTE-Band 38 part:

LTE Band 38: 99% Occupy bandwidth  
BW: 5MHz

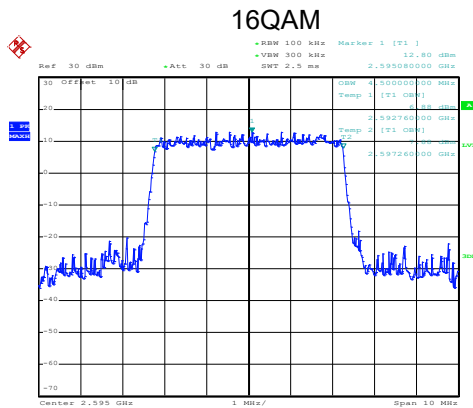


Date: 14.DEC.2020 11:28:59

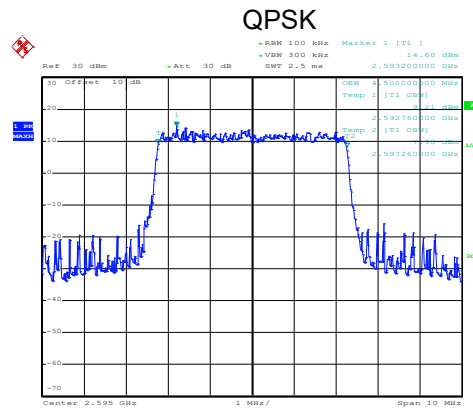


Date: 14.DEC.2020 11:28:52

Lowest channel

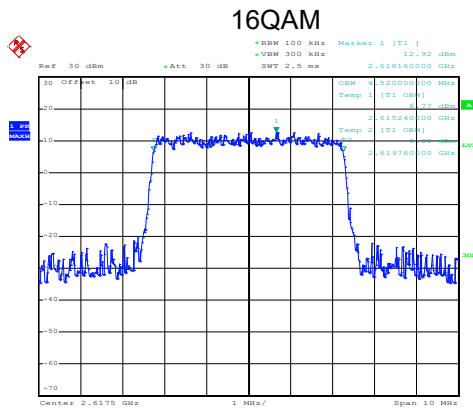


Date: 14.DEC.2020 11:29:25

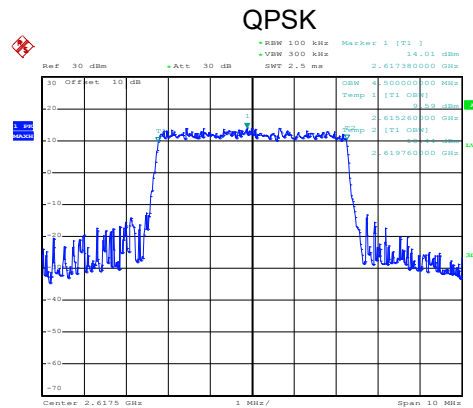


Date: 14.DEC.2020 11:29:20

Middle channel



Date: 14.DEC.2020 11:30:20

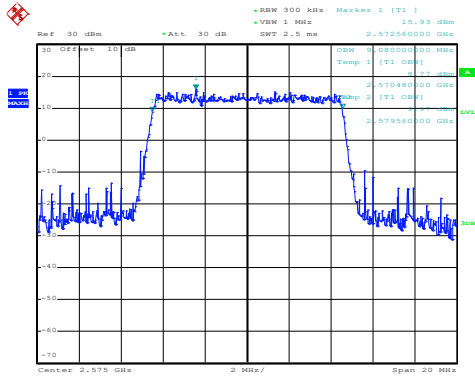


Date: 14.DEC.2020 11:30:15

Highest channel

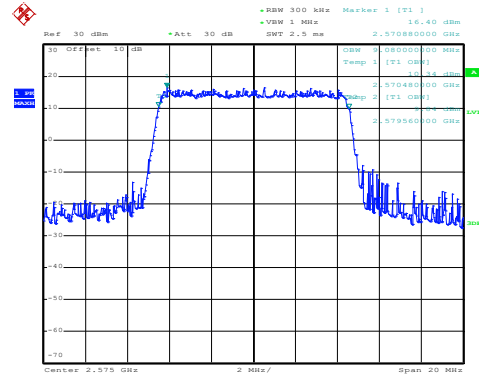
LTE Band 38: 99% Occupancy bandwidth  
BW: 10MHz

16QAM



Date: 14.DEC.2020 11:34:32

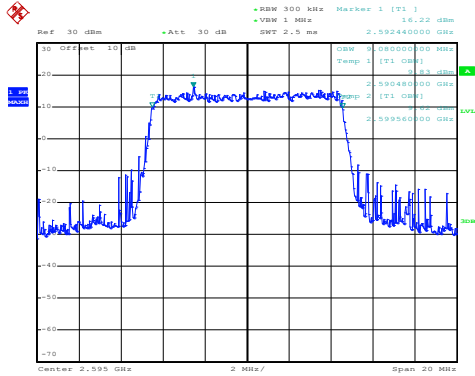
QPSK



Date: 14.DEC.2020 11:34:24

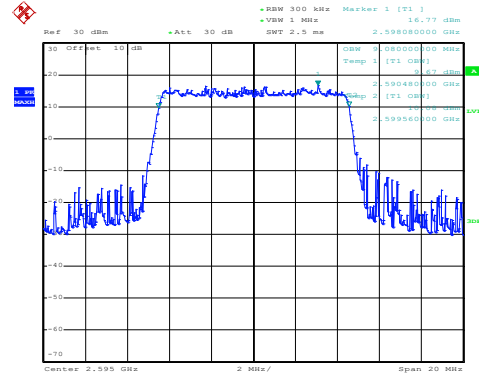
Lowest channel

16QAM



Date: 14.DEC.2020 11:35:53

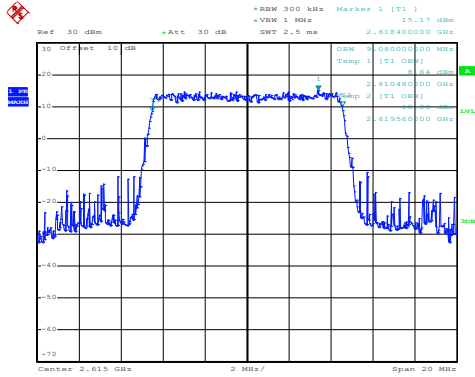
QPSK



Date: 14.DEC.2020 11:35:46

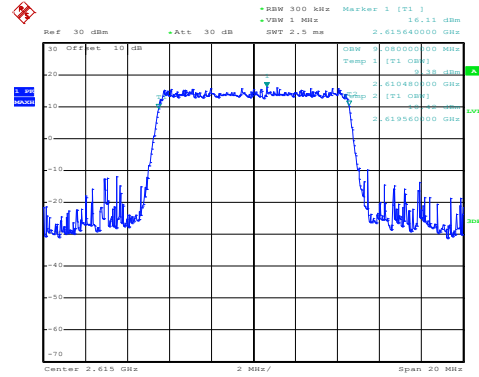
Middle channel

16QAM



Date: 14.DEC.2020 11:36:23

QPSK

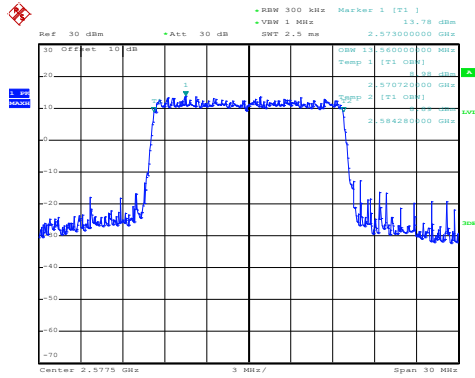


Date: 14.DEC.2020 11:36:17

Highest channel

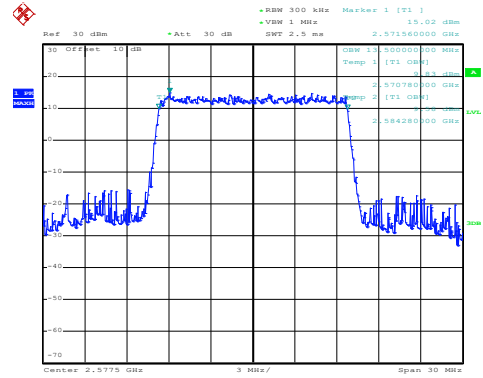
## LTE Band 38: 99% Occupy bandwidth BW: 15MHz

16QAM



Date: 14.DEC.2020 11:37:31

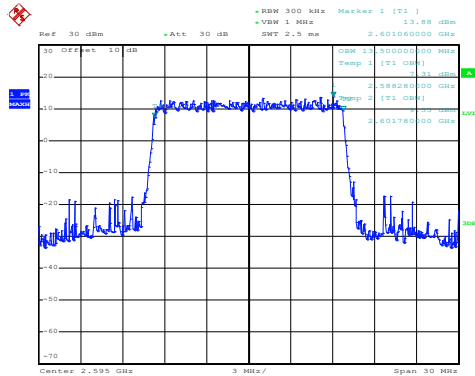
QPSK



Date: 14.DEC.2020 11:37:24

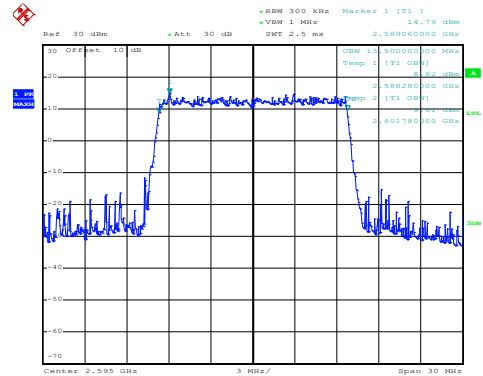
### Lowest channel

16QAM



Date: 14.DEC.2020 11:37:53

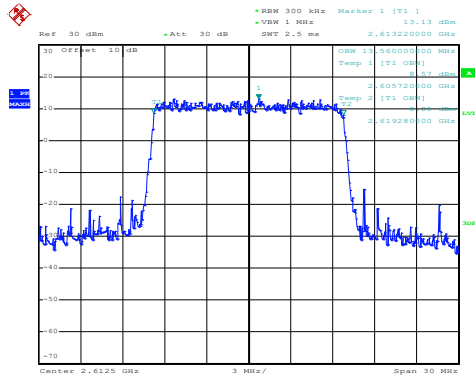
QPSK



Date: 14.DEC.2020 11:37:48

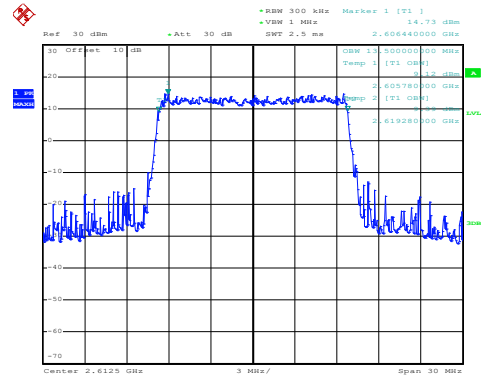
### Middle channel

16QAM



Date: 14.DEC.2020 11:38:54

QPSK

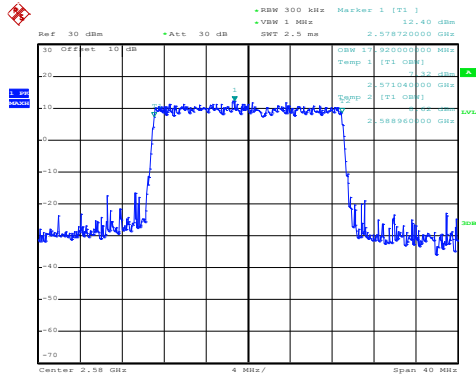


Date: 14.DEC.2020 11:38:47

### Highest channel

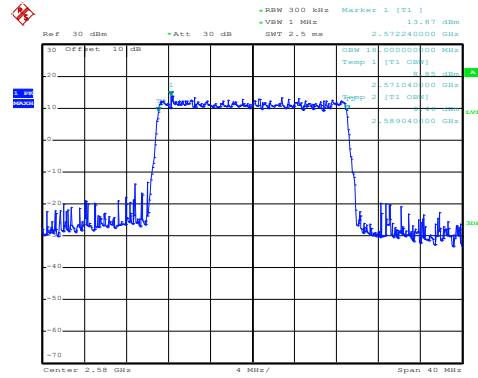
## LTE Band 38: 99% Occupancy bandwidth BW: 20MHz

16QAM



Date: 14.DEC.2020 11:39:25

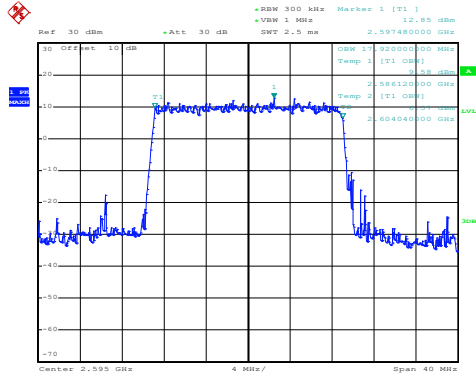
QPSK



Date: 14.DEC.2020 11:39:21

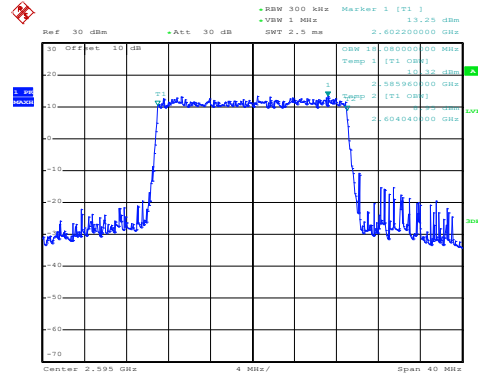
### Lowest channel

16QAM



Date: 14.DEC.2020 11:40:42

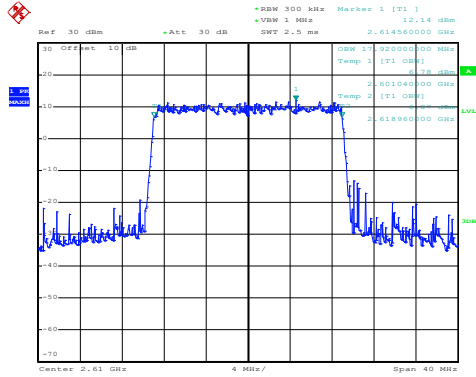
QPSK



Date: 14.DEC.2020 11:40:37

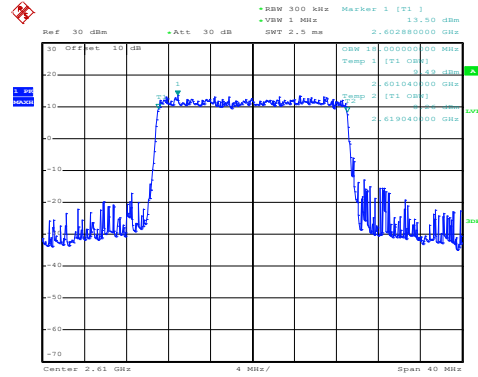
### Middle channel

16QAM



Date: 14.DEC.2020 11:41:07

QPSK

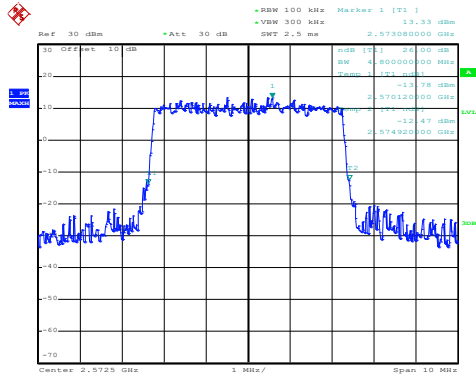


Date: 14.DEC.2020 11:41:02

### Highest channel

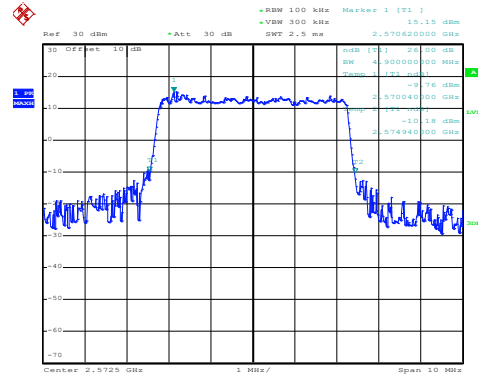
LTE Band 38: -26dBc bandwidth  
BW: 5MHz

16QAM



Date: 14.DEC.2020 11:28:40

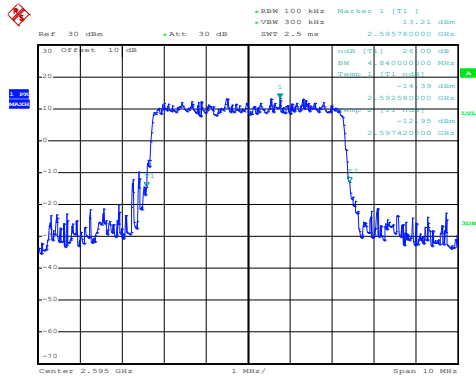
QPSK



Date: 14.DEC.2020 11:28:35

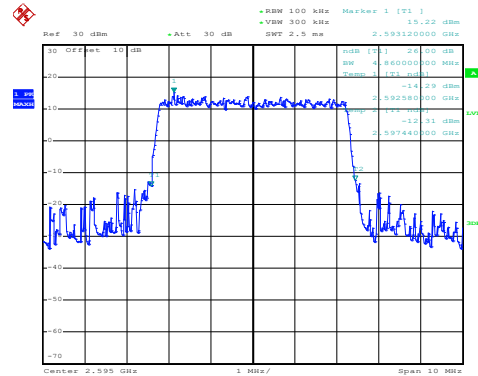
Lowest channel

16QAM



Date: 14.DEC.2020 11:29:41

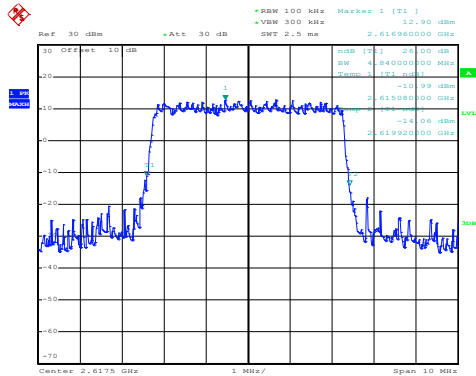
QPSK



Date: 14.DEC.2020 11:29:35

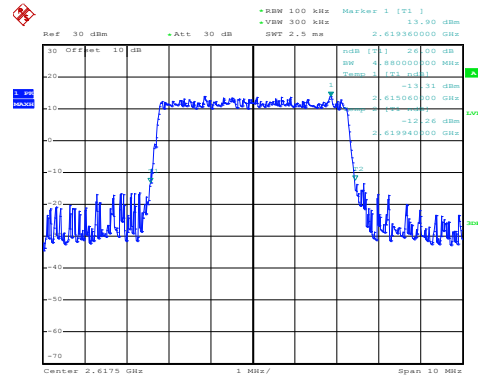
Middle channel

16QAM



Date: 14.DEC.2020 11:30:05

QPSK

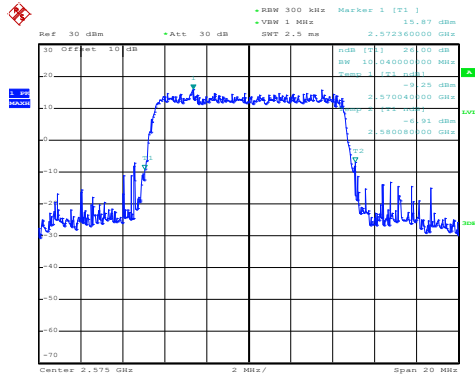


Date: 14.DEC.2020 11:30:00

Highest channel

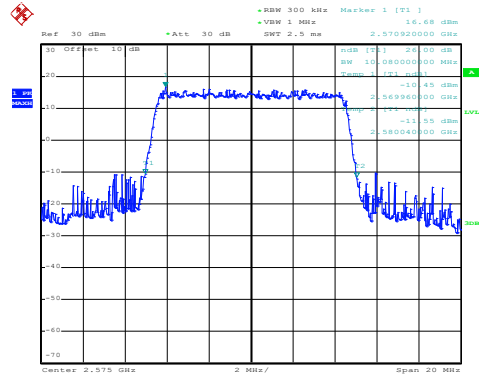
### LTE Band 38: -26dBc bandwidth BW: 10MHz

#### 16QAM



Date: 14.DEC.2020 11:34:56

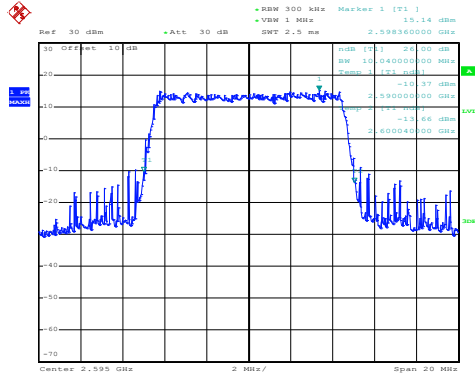
#### QPSK



Date: 14.DEC.2020 11:34:43

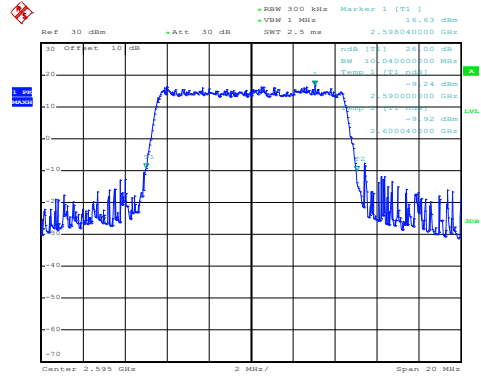
### Lowest channel

#### 16QAM



Date: 14.DEC.2020 11:35:35

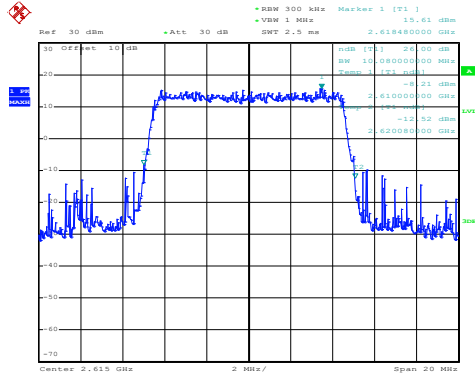
#### QPSK



Date: 14.DEC.2020 11:35:25

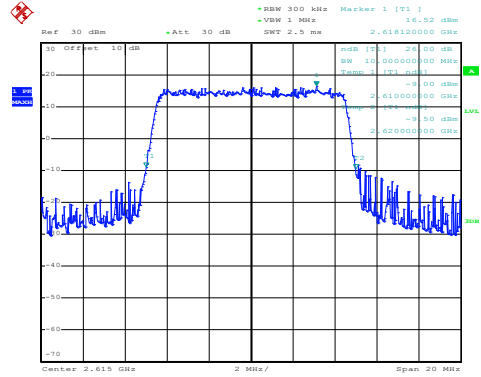
### Middle channel

#### 16QAM



Date: 14.DEC.2020 11:36:39

#### QPSK

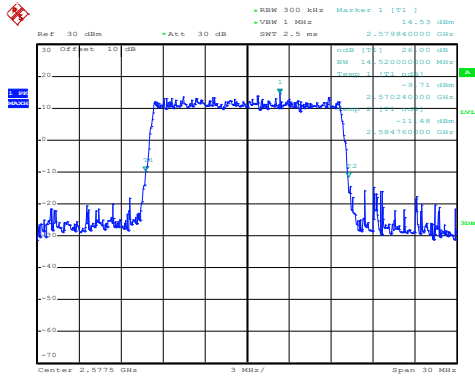


Date: 14.DEC.2020 11:36:34

### Highest channel

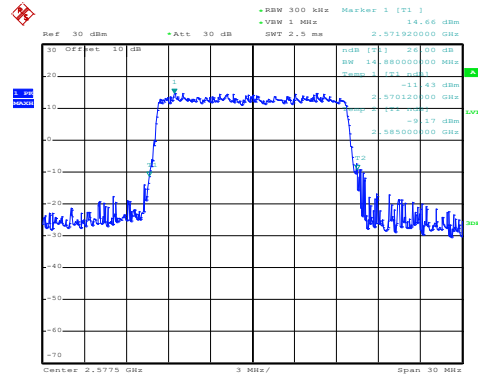
### LTE Band 38: -26dBc bandwidth BW: 15MHz

#### 16QAM



Date: 14.DEC.2020 11:37:13

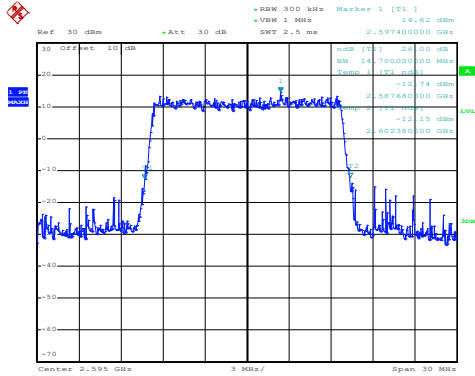
#### QPSK



Date: 14.DEC.2020 11:37:07

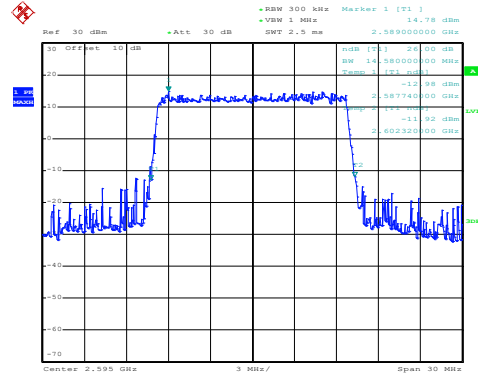
#### Lowest channel

#### 16QAM



Date: 14.DEC.2020 11:38:08

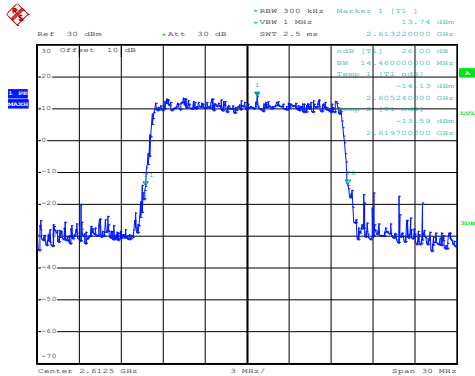
#### QPSK



Date: 14.DEC.2020 11:38:03

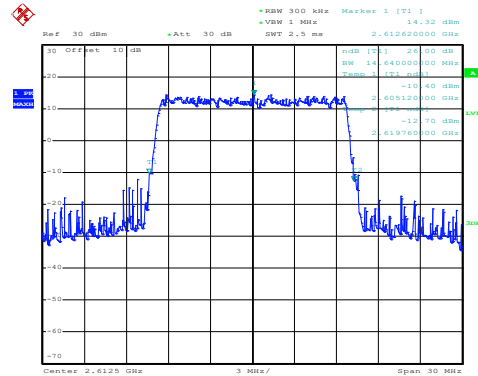
#### Middle channel

#### 16QAM



Date: 14.DEC.2020 11:38:19

#### QPSK



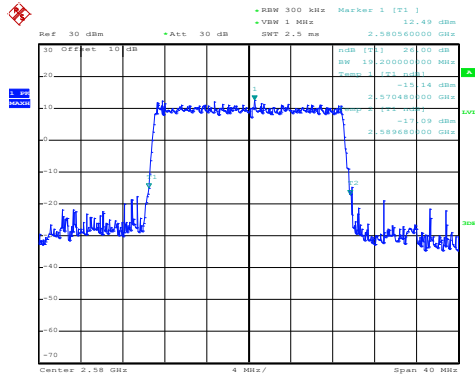
Date: 14.DEC.2020 11:38:34

#### Highest channel



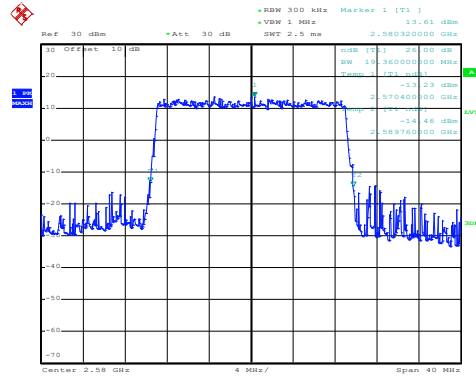
LTE Band 38: -26dBc bandwidth  
BW: 20MHz

16QAM



Date: 14.DEC.2020 11:39:39

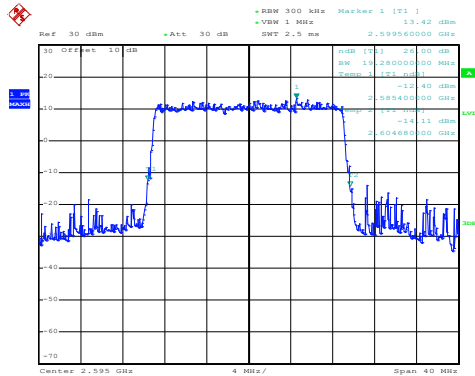
QPSK



Date: 14.DEC.2020 11:39:34

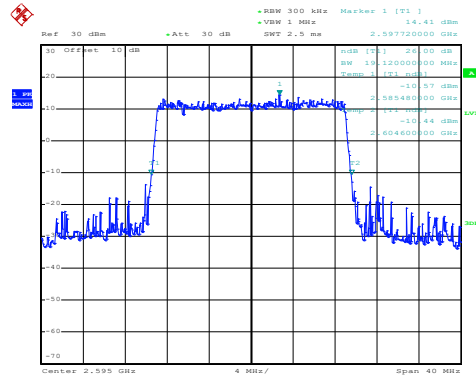
Lowest channel

16QAM



Date: 14.DEC.2020 11:40:09

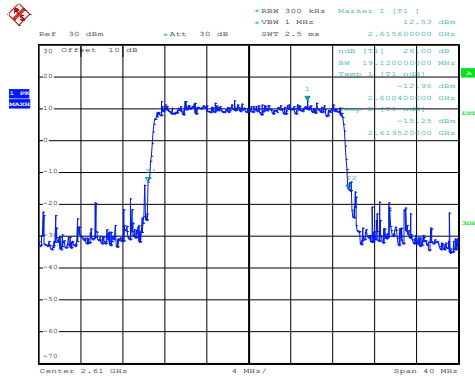
QPSK



Date: 14.DEC.2020 11:39:54

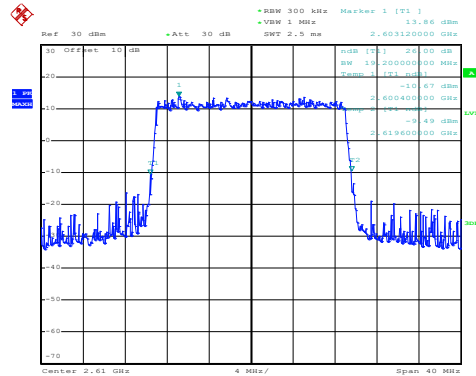
Middle channel

16QAM



Date: 14.DEC.2020 11:41:20

QPSK

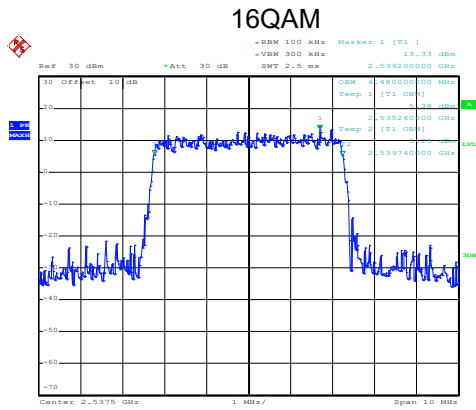


Date: 14.DEC.2020 11:41:15

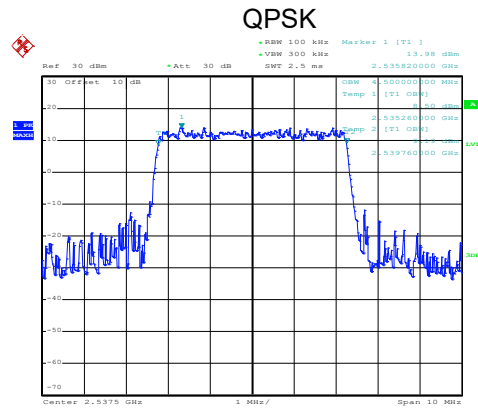
Highest channel

LTE-Band 41 part:

LTE Band 41: 99% Occupy bandwidth  
BW: 5MHz

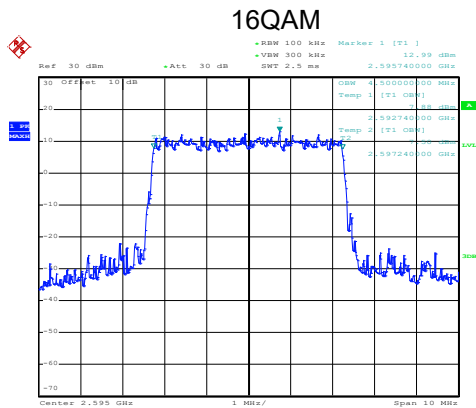


Date: 14.DEC.2020 11:43:56

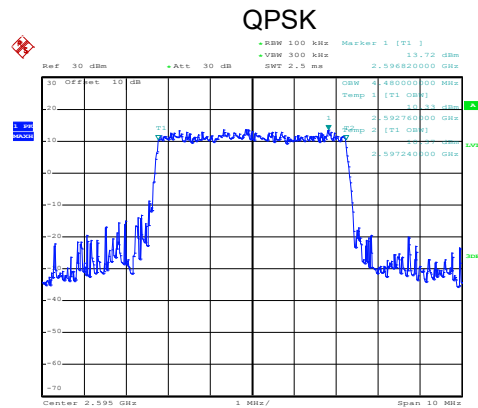


Date: 14.DEC.2020 11:43:52

Lowest channel

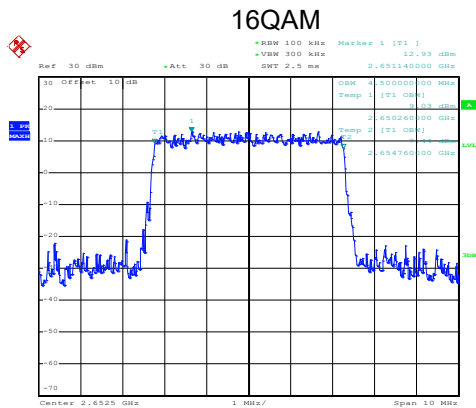


Date: 14.DEC.2020 11:44:15

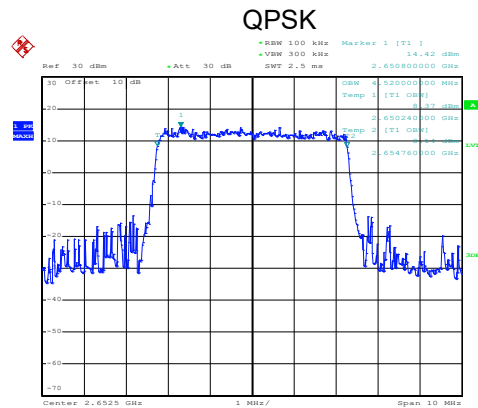


Date: 14.DEC.2020 11:44:10

Middle channel



Date: 14.DEC.2020 11:45:03

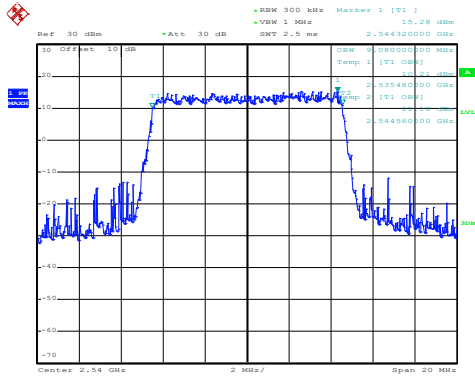


Date: 14.DEC.2020 11:44:59

Highest channel

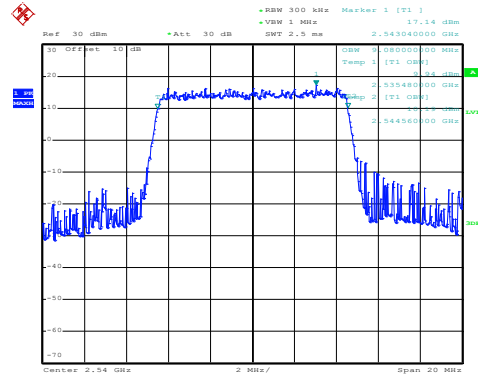
LTE Band 41: 99% Occupancy bandwidth  
BW: 10MHz

16QAM



Date: 14.DEC.2020 11:46:18

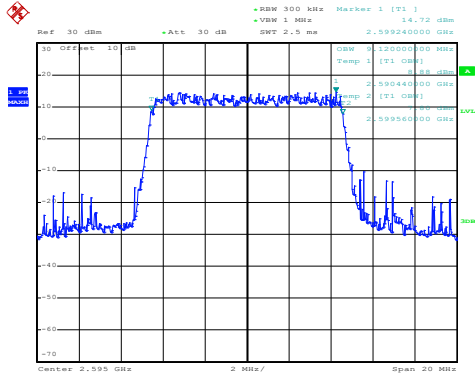
QPSK



Date: 14.DEC.2020 11:46:13

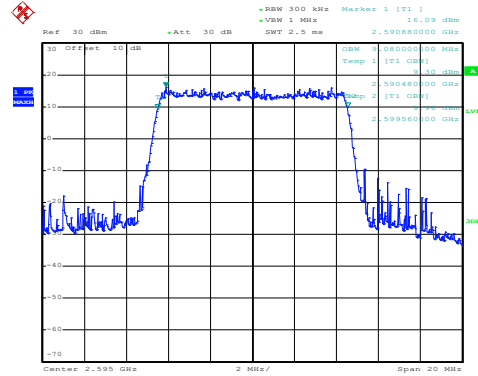
Lowest channel

16QAM



Date: 14.DEC.2020 11:46:36

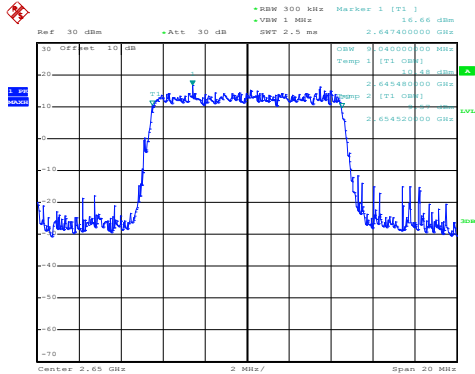
QPSK



Date: 14.DEC.2020 11:46:32

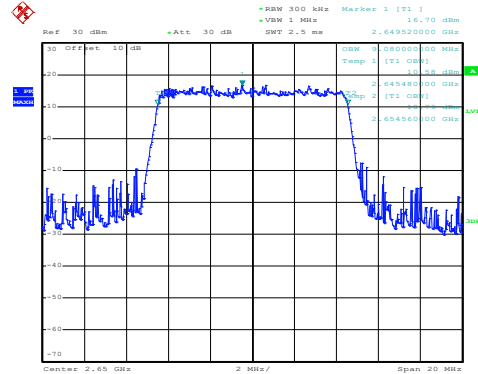
Middle channel

16QAM



Date: 14.DEC.2020 11:47:20

QPSK

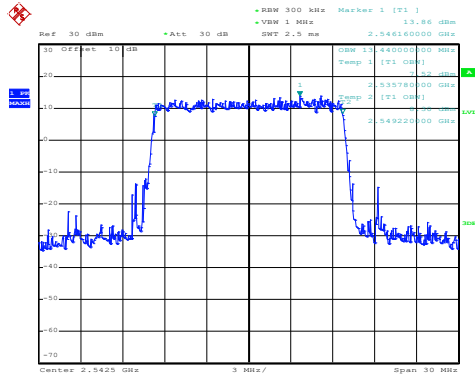


Date: 14.DEC.2020 11:47:16

Highest channel

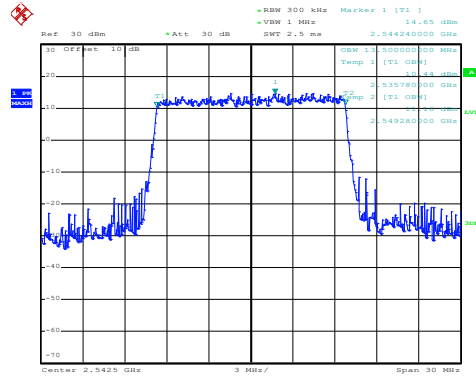
## LTE Band 41: 99% Occupancy bandwidth BW: 15MHz

### 16QAM



Date: 14.DEC.2020 11:47:56

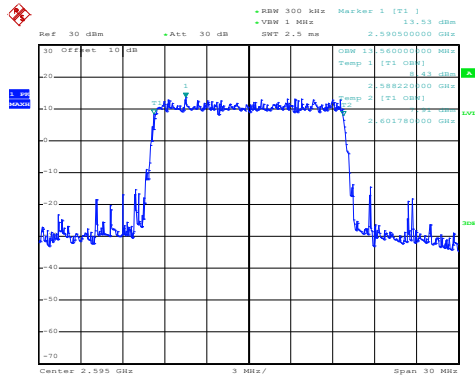
### QPSK



Date: 14.DEC.2020 11:47:51

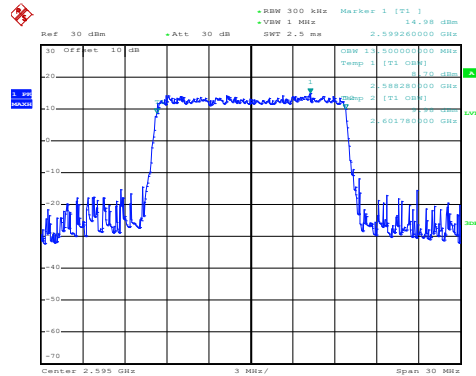
### Lowest channel

### 16QAM



Date: 14.DEC.2020 11:48:46

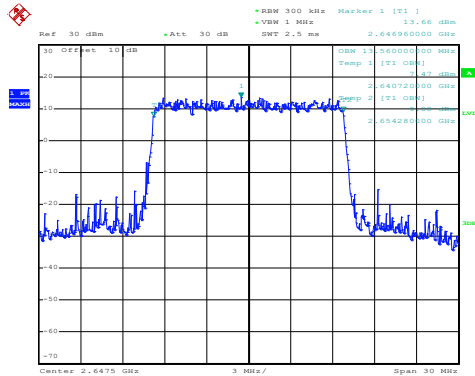
### QPSK



Date: 14.DEC.2020 11:48:42

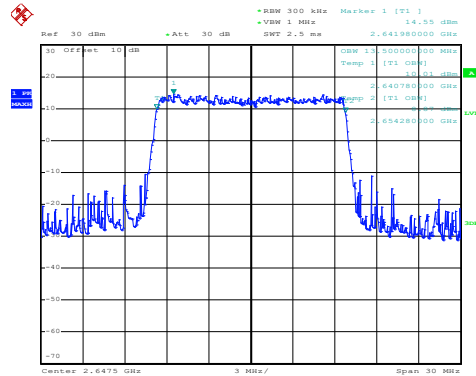
### Middle channel

### 16QAM



Date: 14.DEC.2020 11:49:07

### QPSK

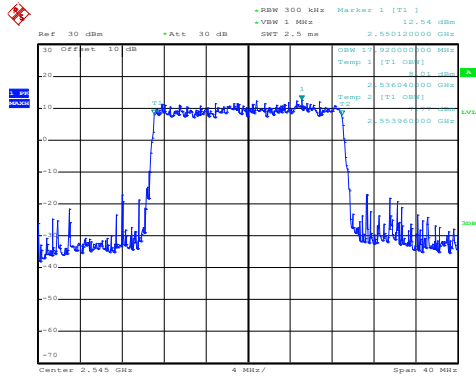


Date: 14.DEC.2020 11:49:03

### Highest channel

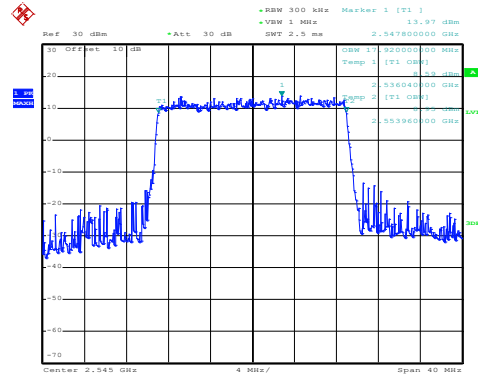
## LTE Band 41: 99% Occupancy bandwidth BW: 20MHz

16QAM



Date: 14.DEC.2020 11:50:04

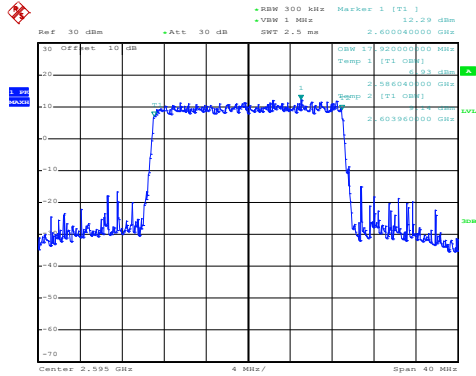
QPSK



Date: 14.DEC.2020 11:50:00

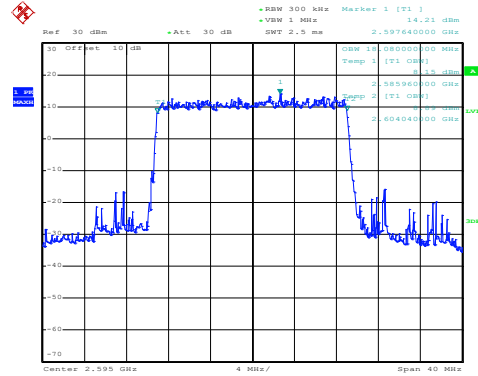
### Lowest channel

16QAM



Date: 14.DEC.2020 11:50:25

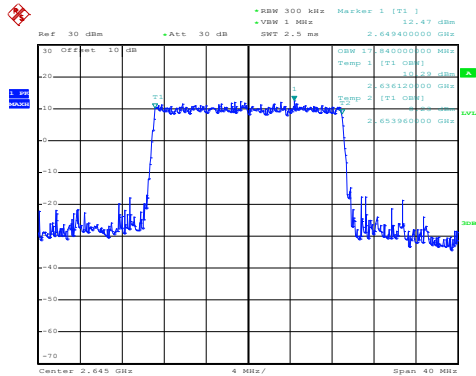
QPSK



Date: 14.DEC.2020 11:50:20

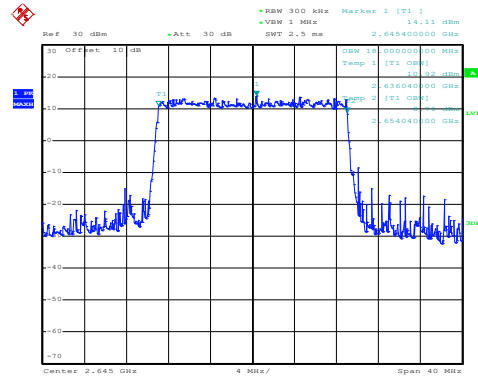
### Middle channel

16QAM



Date: 14.DEC.2020 11:51:16

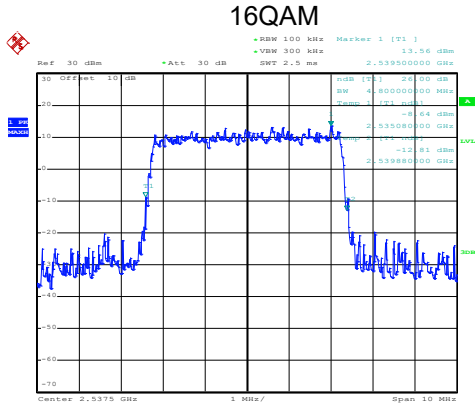
QPSK



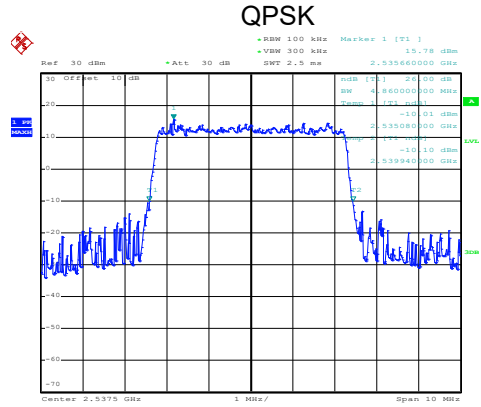
Date: 14.DEC.2020 11:51:11

### Highest channel

LTE Band 41: -26dBc bandwidth  
BW: 5MHz

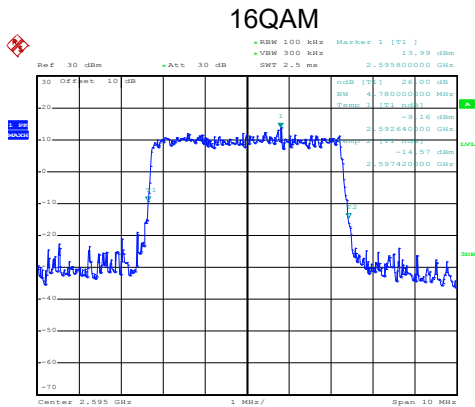


Date: 14.DEC.2020 11:43:44

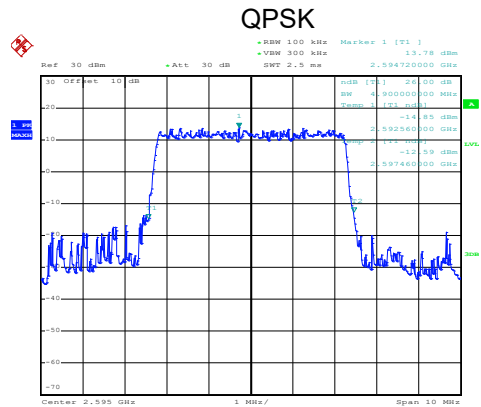


Date: 14.DEC.2020 11:43:40

Lowest channel

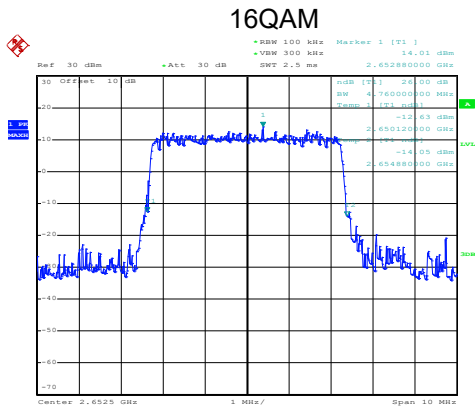


Date: 14.DEC.2020 11:44:27

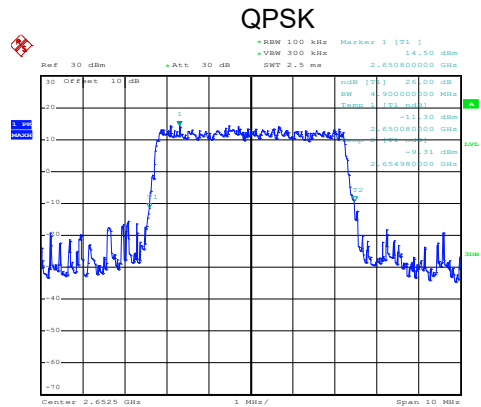


Date: 14.DEC.2020 11:44:23

Middle channel



Date: 14.DEC.2020 11:44:49

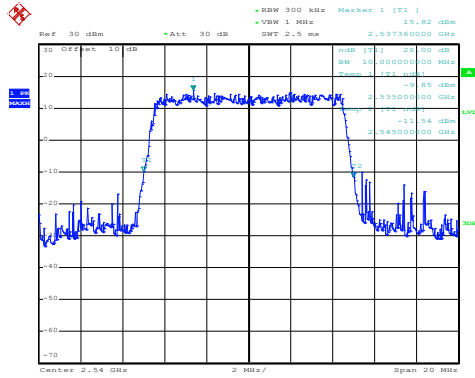


Date: 14.DEC.2020 11:44:44

Highest channel

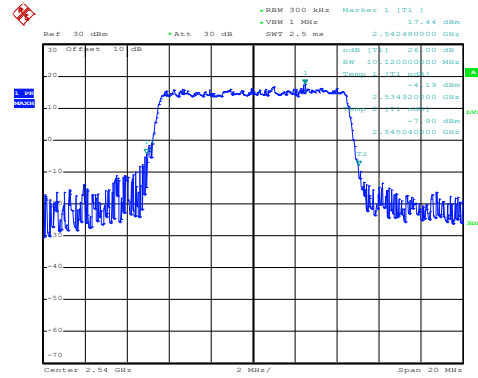
LTE Band 41: -26dBc bandwidth  
BW: 10MHz

16QAM



Date: 14.DEC.2020 11:46:05

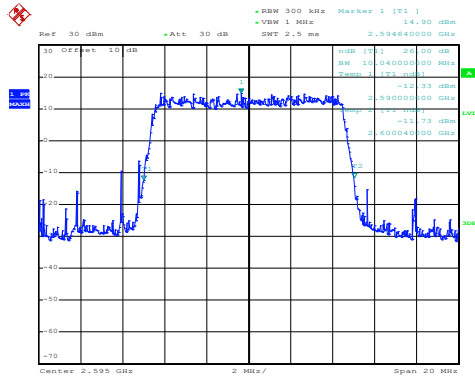
QPSK



Date: 14.DEC.2020 11:46:00

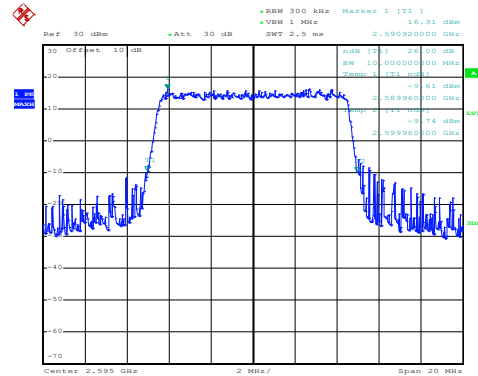
Lowest channel

16QAM



Date: 14.DEC.2020 11:46:49

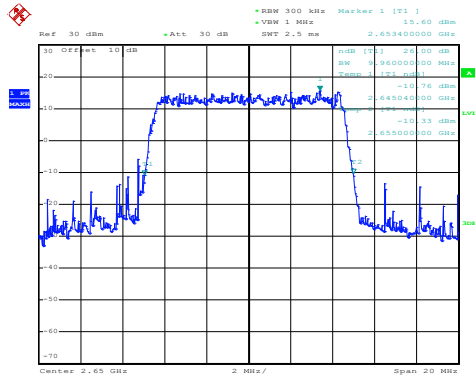
QPSK



Date: 14.DEC.2020 11:46:46

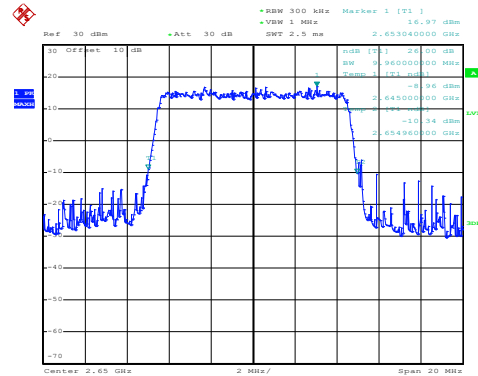
Middle channel

16QAM



Date: 14.DEC.2020 11:47:08

QPSK

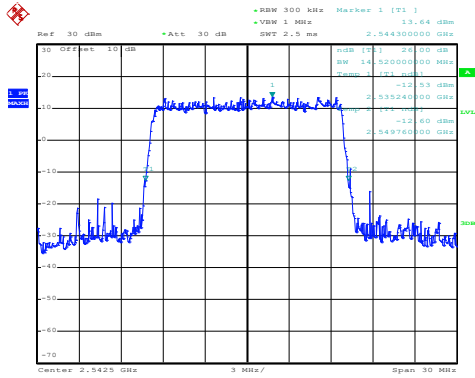


Date: 14.DEC.2020 11:47:04

Highest channel

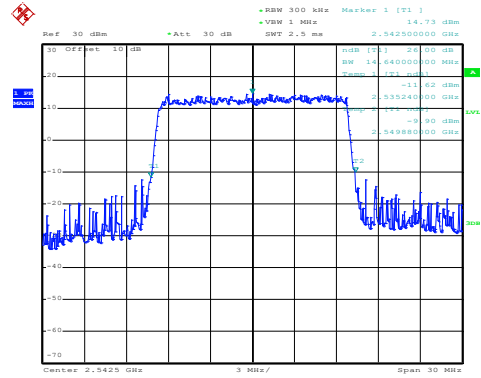
LTE Band 41: -26dBc bandwidth  
BW: 15MHz

16QAM



Date: 14.DEC.2020 11:48:09

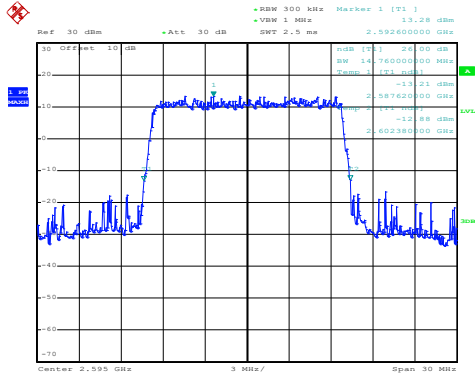
QPSK



Date: 14.DEC.2020 11:48:05

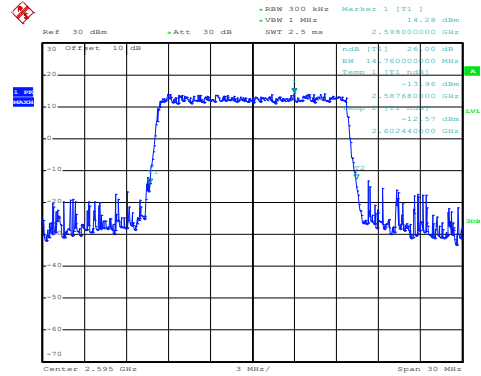
Lowest channel

16QAM



Date: 14.DEC.2020 11:48:31

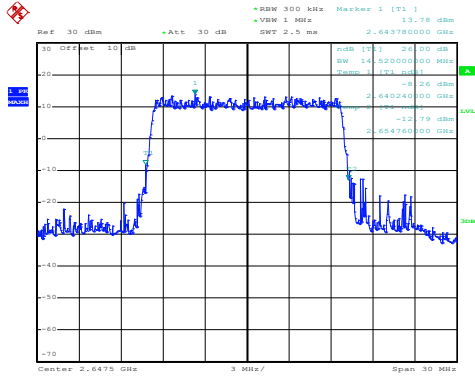
QPSK



Date: 14.DEC.2020 11:48:26

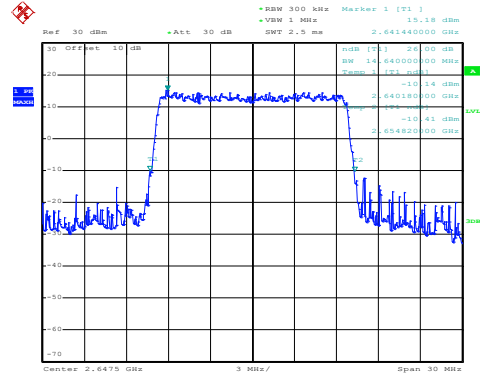
Middle channel

16QAM



Date: 14.DEC.2020 11:49:19

QPSK



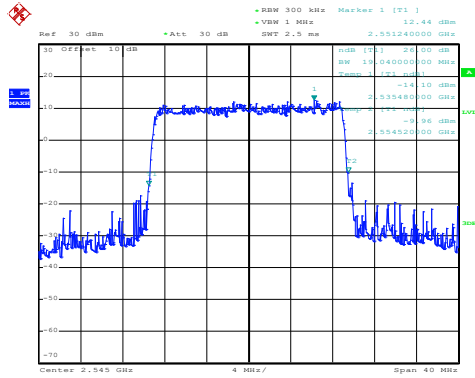
Date: 14.DEC.2020 11:49:15

Highest channel



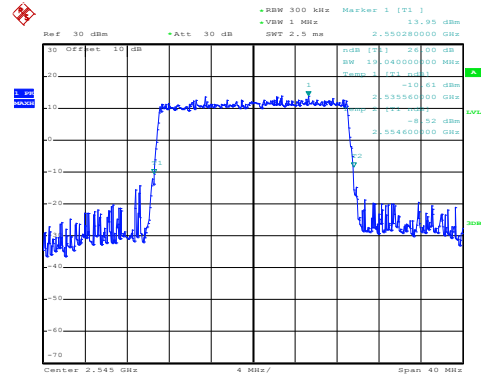
## LTE Band 41: -26dBc bandwidth BW: 20MHz

### 16QAM



Date: 14.DEC.2020 11:49:52

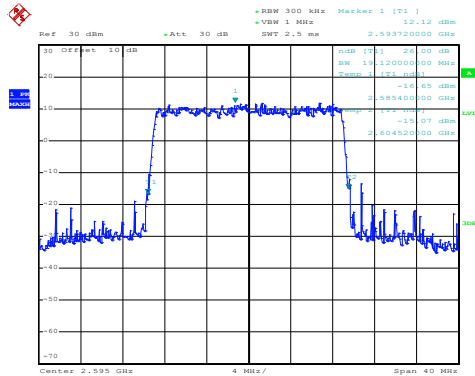
### QPSK



Date: 14.DEC.2020 11:49:47

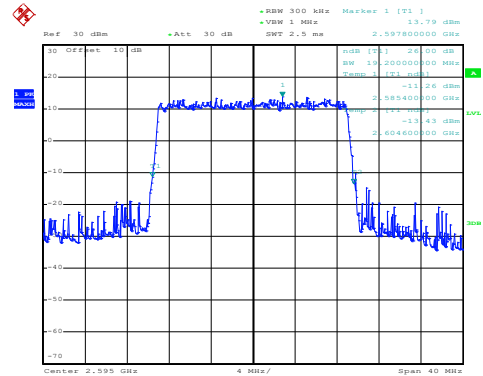
### Lowest channel

### 16QAM



Date: 14.DEC.2020 11:50:38

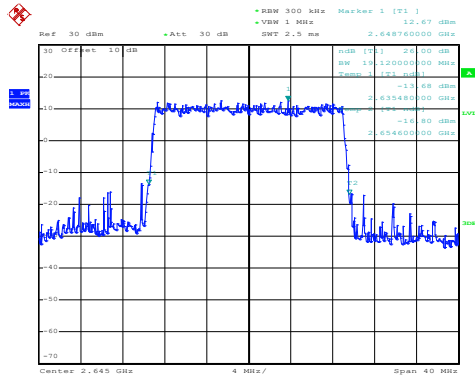
### QPSK



Date: 14.DEC.2020 11:50:33

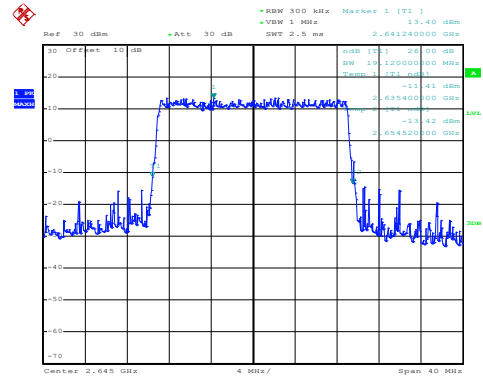
### Middle channel

### 16QAM



Date: 14.DEC.2020 11:51:03

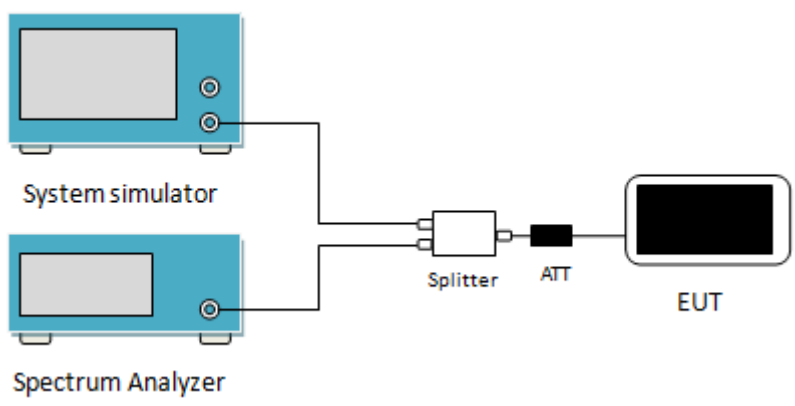
### QPSK



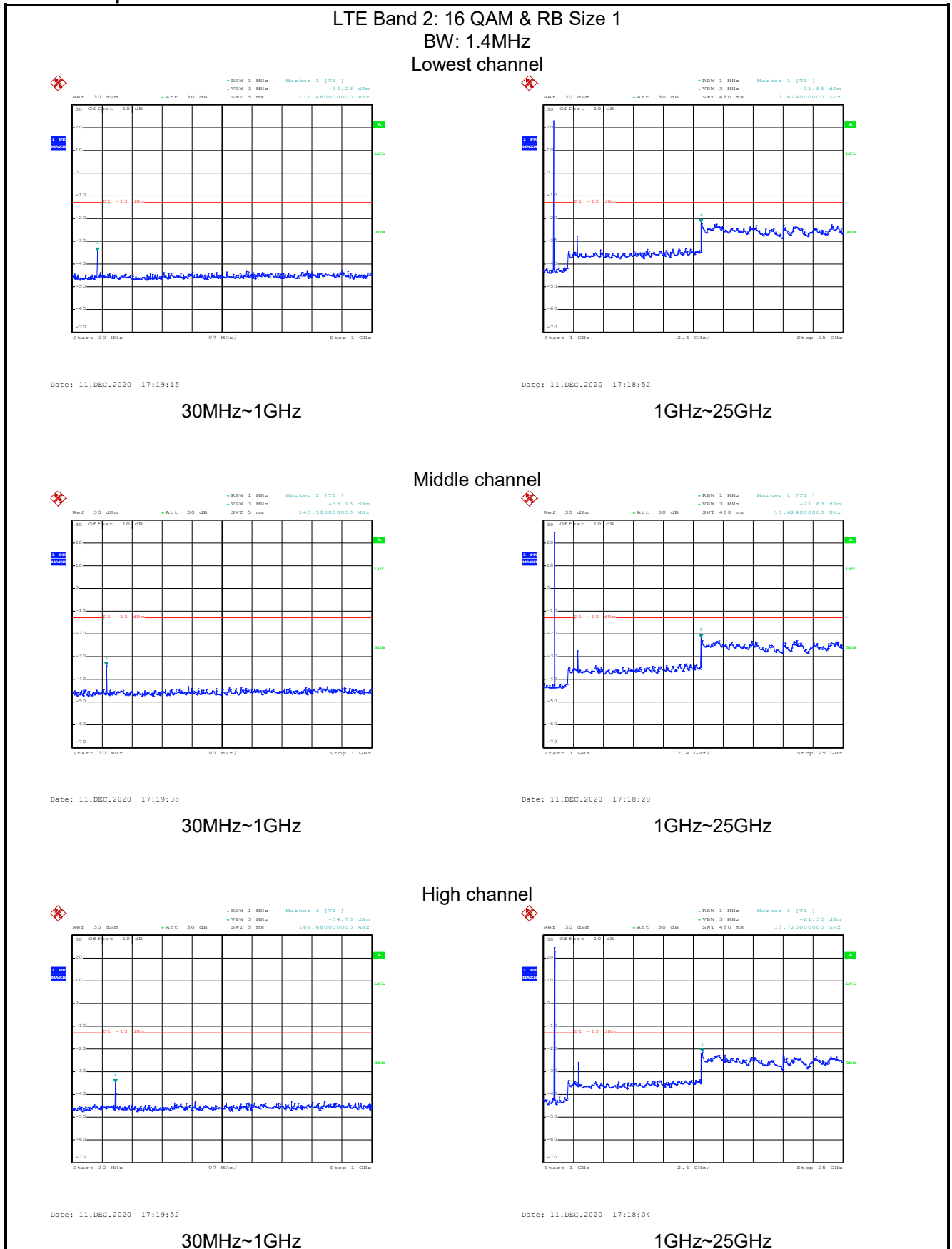
Date: 14.DEC.2020 11:50:55

### Highest channel

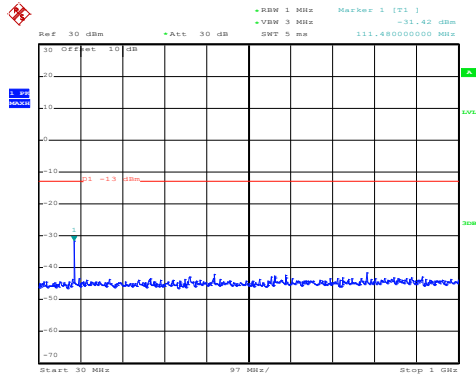
### 6.4 Out of band emission at antenna terminals

Test Requirement:	Part 22.917(a), Part 24.238 (a), part 27.53(g), part 27.53(h), Part 27.53(m)
Limit:	<p>LTE Band 2 &amp; 4 &amp; 5 &amp; 17: The power of any emission outside a licensee's frequency block shall be attenuated below the transmitter power (P) in watts by at least <math>43 + 10 \log_{10}(P)</math> dB (-13 dBm).</p> <p>LTE Band 7&amp;38&amp;41: For mobile digital stations, the attenuation factor shall be not less than <math>40 + 10 \log (P)</math> dB on all frequencies between the channel edge and 5 megahertz from the channel edge, <math>43 + 10 \log (P)</math> dB on all frequencies between 5 megahertz and X megahertz from the channel edge, and <math>55 + 10 \log (P)</math> dB on all frequencies more than X megahertz from the channel edge, where X is the greater of 6 megahertz or the actual emission bandwidth as defined in paragraph (m)(6) of this section. In addition, the attenuation factor shall not be less that <math>43 + 10 \log (P)</math> dB on all frequencies between 2490.5 MHz and 2496 MHz and <math>55 + 10 \log (P)</math> dB at or below 2490.5 MHz.</p>
Test Setup:	
Test Procedure:	<ol style="list-style-type: none"> <li>1 The RF output of the transceiver was connected to a spectrum analyzer through appropriate attenuation.</li> <li>2 For the out of band: For Band 5 &amp; 12 &amp; 17 set the RBW=100 kHz, VBW=300 kHz and for Band 2 &amp; 4 &amp; 7 set the RBW=1 MHz, VBW=3 MHz when below 1 GHz, RBW =1 MHz, VBW=3 MHz when above 1 GHz, Start=30MHz, Stop= 10th harmonic.</li> <li>3 Band Edge Requirements: In the 1 MHz bands immediately outside and adjacent to the frequency block, a resolution bandwidth of at least 1 percent of the emission bandwidth of the fundamental emission of the transmitter may be employed to measure the out of band Emissions.</li> </ol>
Test Instruments:	Refer to section 5.10 for details
Test mode:	Refer to section 5.3 for details
Test results:	Passed
Remark:	Pre-scan all RB Size and offset, and found the RB Size and offset of worst case, so the report shows only the worst case test data.

Test plots as follows (Conducted spurious emission) (worst case):  
**LTE Band 2 part:**

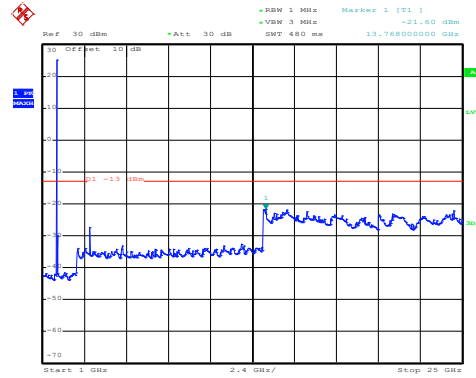


## LTE Band 2: QPSK & RB Size 1 BW: 1.4MHz Lowest channel



Date: 11.DEC.2020 17:19:09

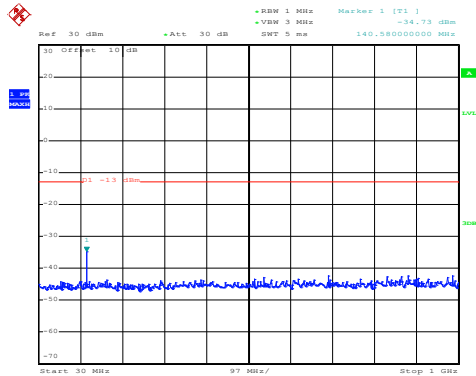
30MHz~1GHz



Date: 11.DEC.2020 17:18:42

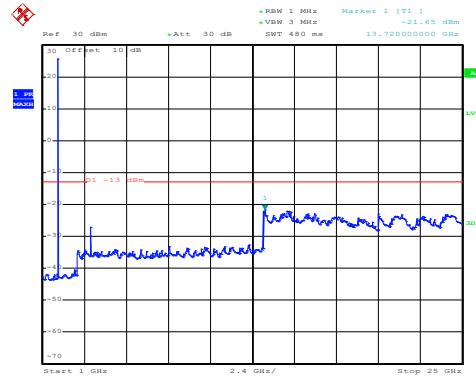
1GHz~25GHz

## Middle channel



Date: 11.DEC.2020 17:19:30

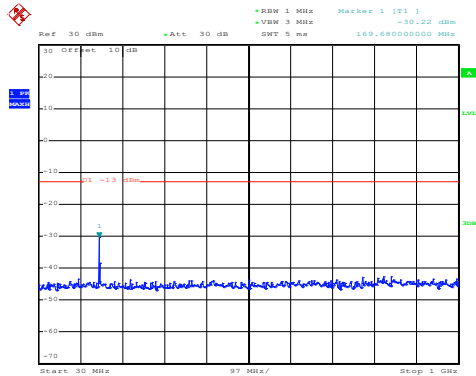
30MHz~1GHz



Date: 11.DEC.2020 17:18:21

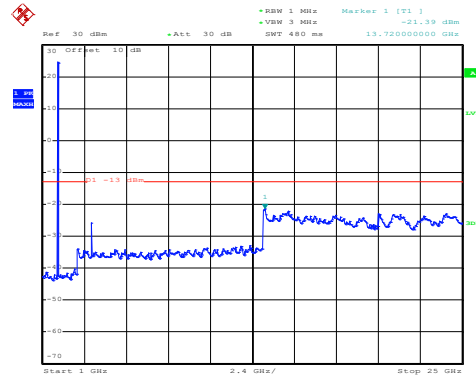
1GHz~25GHz

## High channel



Date: 11.DEC.2020 17:19:47

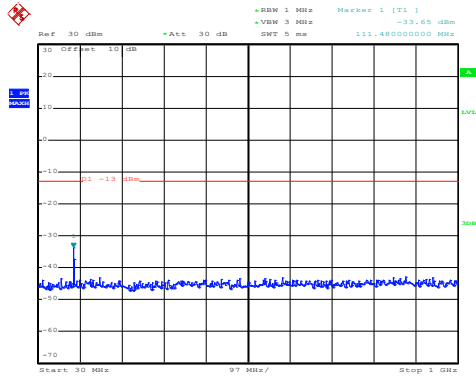
30MHz~1GHz



Date: 11.DEC.2020 17:17:54

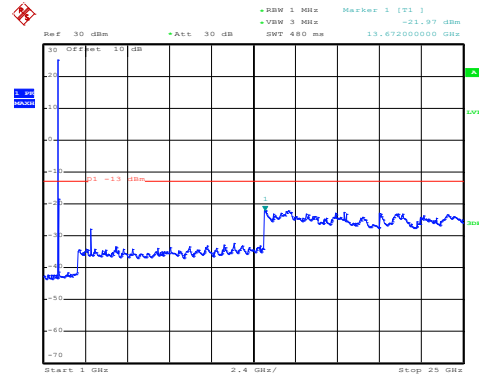
1GHz~25GHz

## LTE Band 2: 16 QAM & RB Size 1 BW: 20MHz Lowest channel



Date: 11.DEC.2020 17:15:36

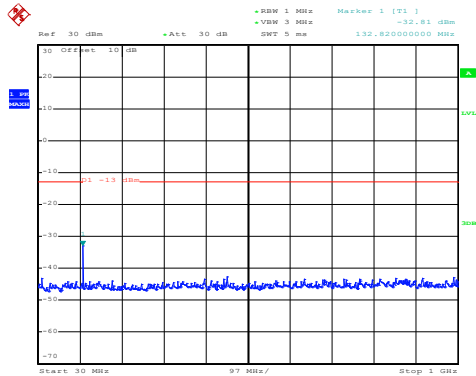
30MHz~1GHz



Date: 11.DEC.2020 17:16:18

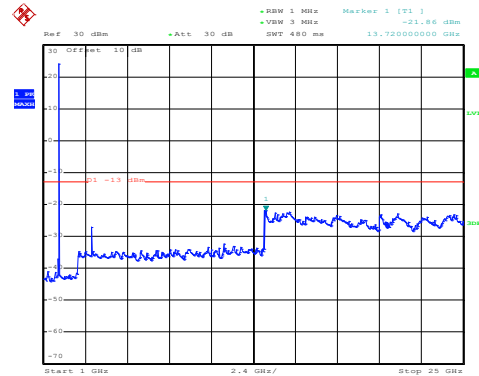
1GHz~25GHz

## Middle channel



Date: 11.DEC.2020 17:15:23

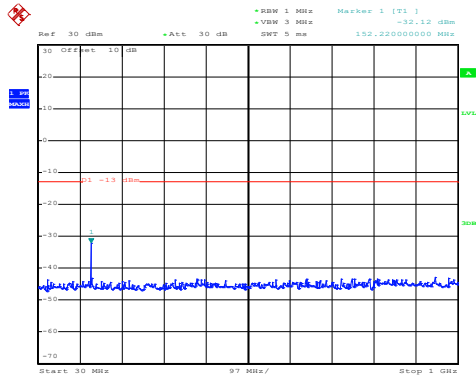
30MHz~1GHz



Date: 11.DEC.2020 17:16:47

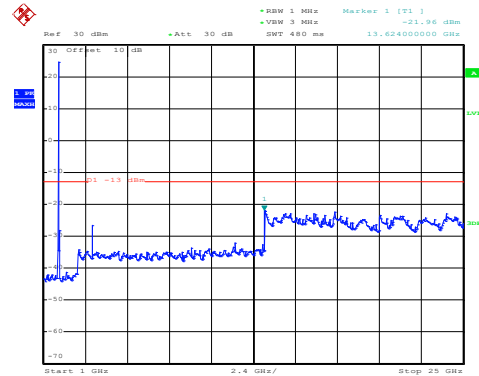
1GHz~25GHz

## High channel



Date: 11.DEC.2020 17:15:07

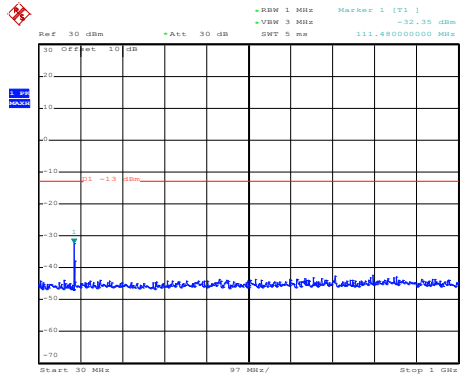
30MHz~1GHz



Date: 11.DEC.2020 17:17:17

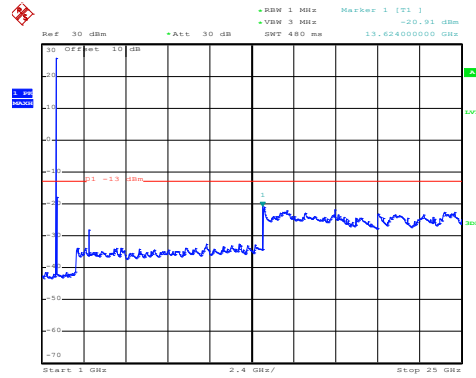
1GHz~25GHz

## LTE Band 2: QPSK & RB Size 1 BW: 20MHz Lowest channel



Date: 11.DEC.2020 17:15:30

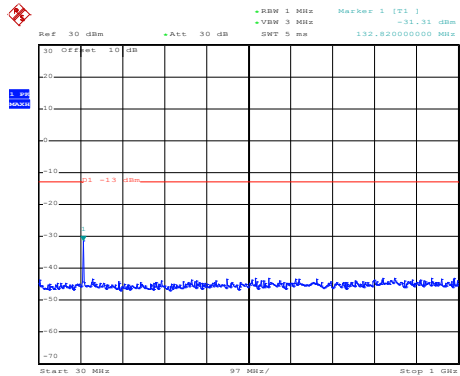
30MHz~1GHz



Date: 11.DEC.2020 17:16:01

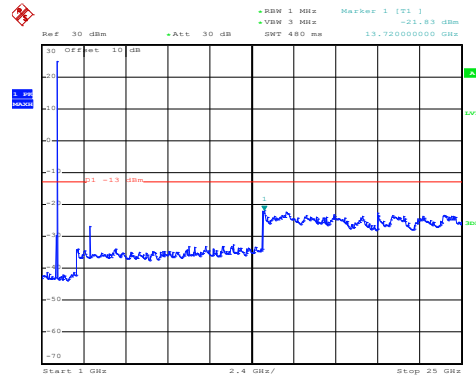
1GHz~25GHz

## Middle channel



Date: 11.DEC.2020 17:15:18

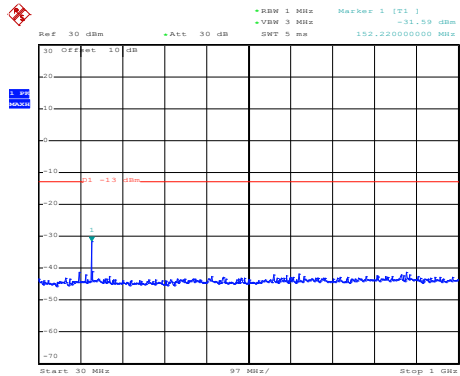
30MHz~1GHz



Date: 11.DEC.2020 17:16:36

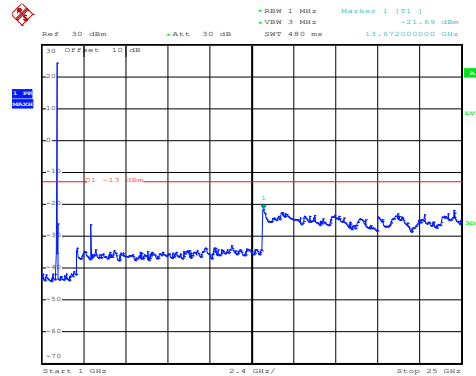
1GHz~25GHz

## High channel



Date: 11.DEC.2020 17:15:01

30MHz~1GHz

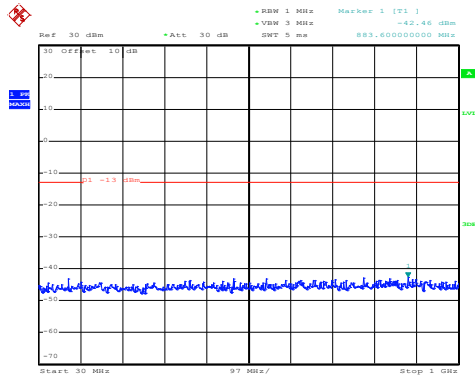


Date: 11.DEC.2020 17:17:02

1GHz~25GHz

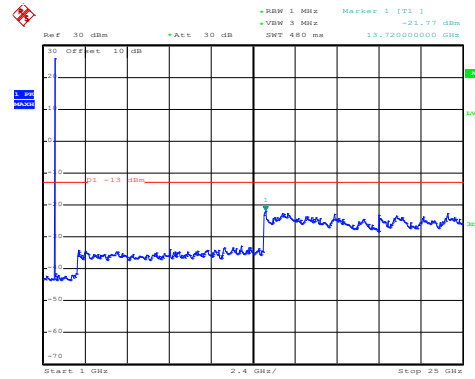
LTE Band 4 part:

LTE Band 4: 16 QAM & RB Size 1  
 BW: 1.4MHz  
 Lowest channel



Date: 14.DEC.2020 15:53:34

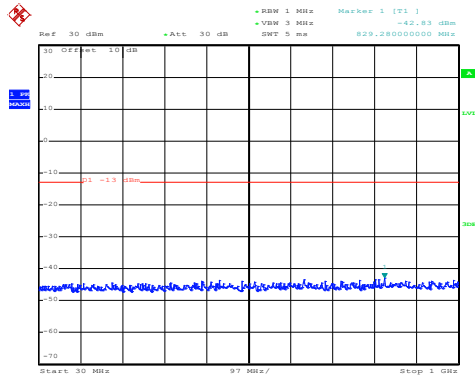
30MHz~1GHz



Date: 14.DEC.2020 15:47:28

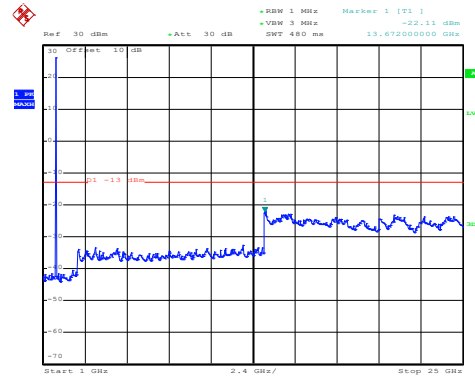
1GHz~25GHz

Middle channel



Date: 14.DEC.2020 15:53:43

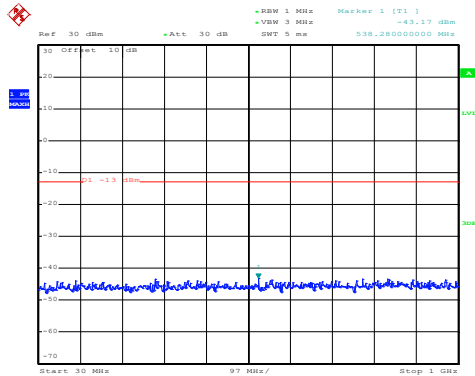
30MHz~1GHz



Date: 14.DEC.2020 15:48:19

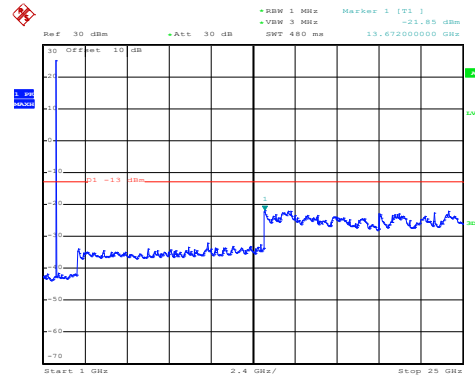
1GHz~25GHz

High channel



Date: 14.DEC.2020 15:53:53

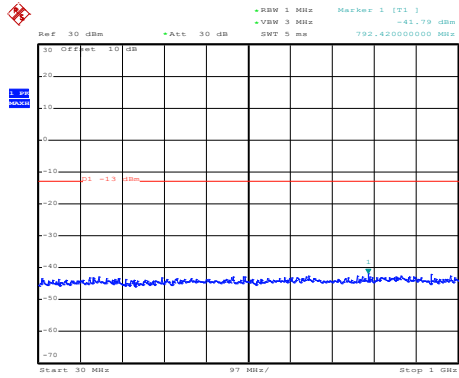
30MHz~1GHz



Date: 14.DEC.2020 15:48:56

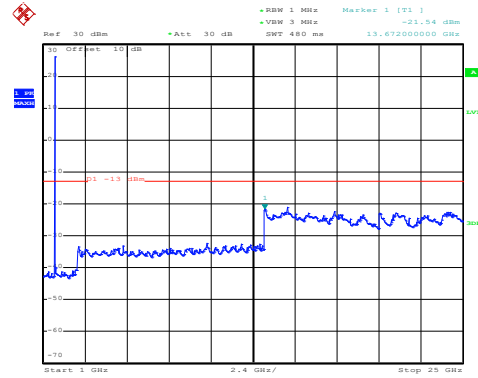
1GHz~25GHz

## LTE Band 4: QPSK & RB Size 1 BW: 1.4MHz Lowest channel



Date: 14.DEC.2020 15:53:30

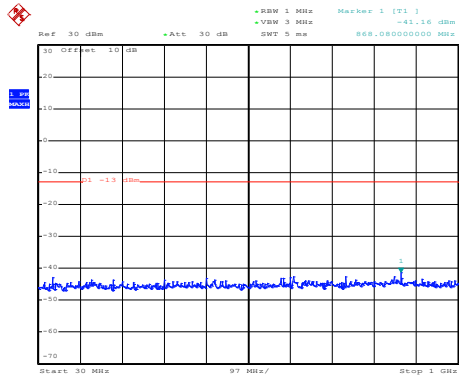
30MHz~1GHz



Date: 14.DEC.2020 15:47:14

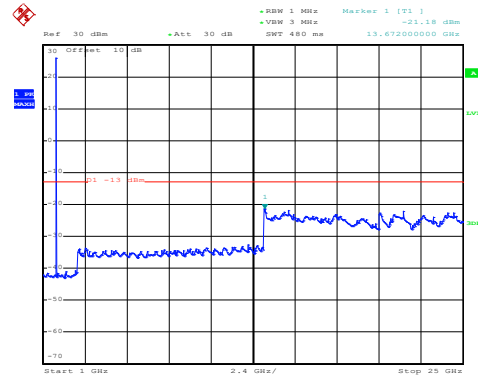
1GHz~25GHz

## Middle channel



Date: 14.DEC.2020 15:53:39

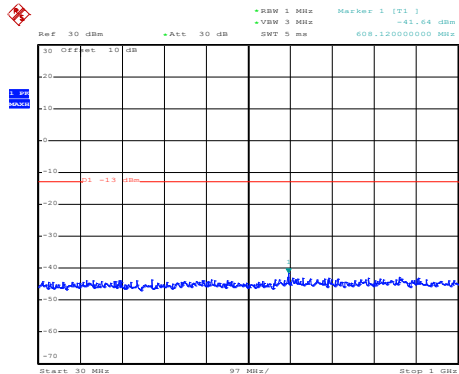
30MHz~1GHz



Date: 14.DEC.2020 15:48:11

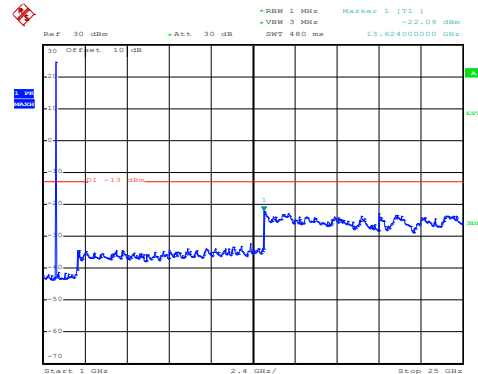
1GHz~25GHz

## High channel



Date: 14.DEC.2020 15:53:49

30MHz~1GHz

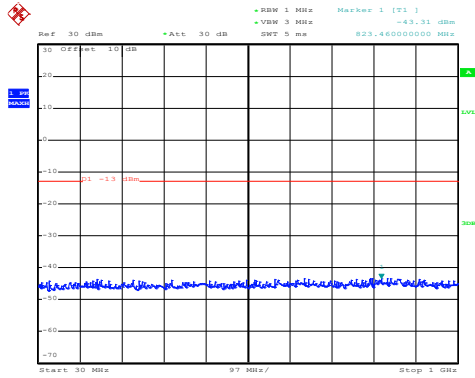


Date: 14.DEC.2020 15:48:36

1GHz~25GHz

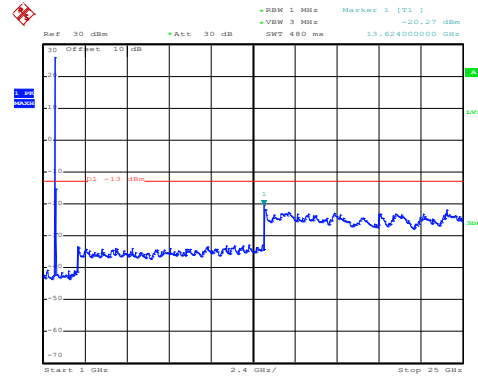


## LTE Band 4: 16 QAM & RB Size 1 BW: 20MHz Lowest channel



Date: 14.DEC.2020 15:54:25

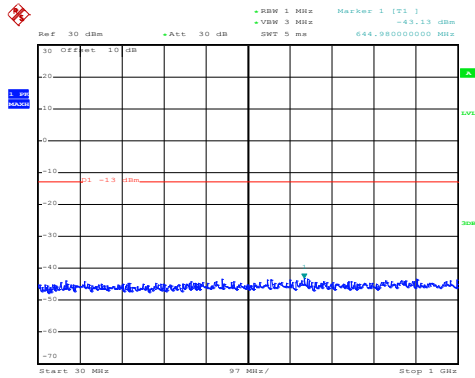
30MHz~1GHz



Date: 14.DEC.2020 15:49:44

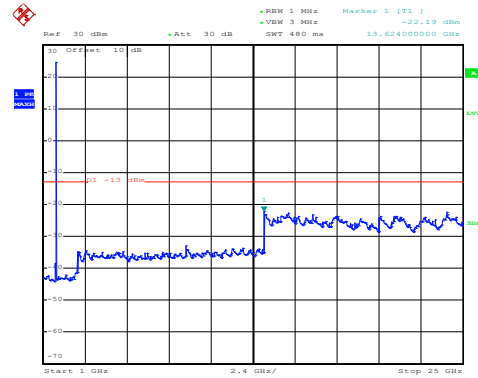
1GHz~25GHz

## Middle channel



Date: 14.DEC.2020 15:54:15

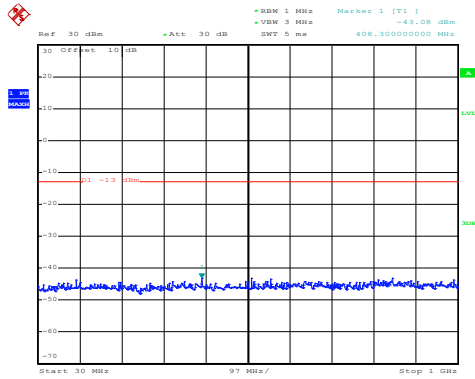
30MHz~1GHz



Date: 14.DEC.2020 15:50:03

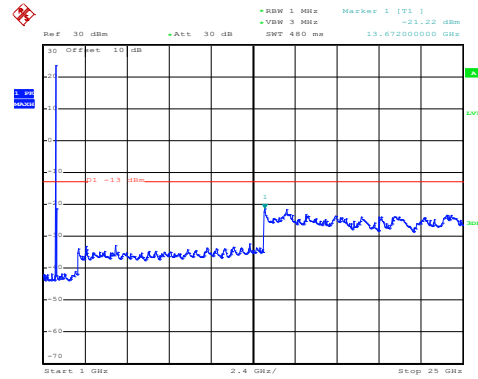
1GHz~25GHz

## High channel



Date: 14.DEC.2020 15:54:06

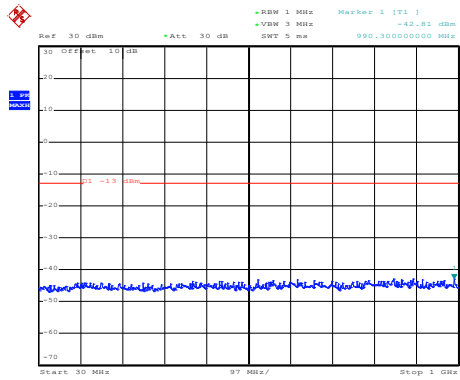
30MHz~1GHz



Date: 14.DEC.2020 15:50:29

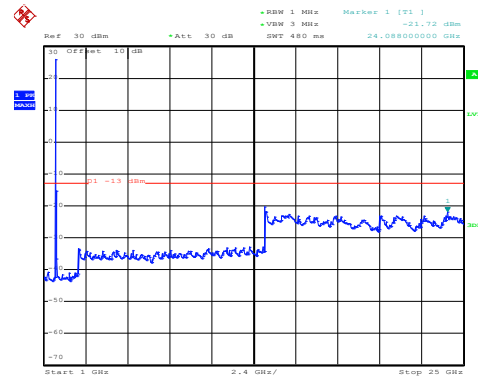
1GHz~25GHz

## LTE Band 4: QPSK & RB Size 1 BW: 20MHz Lowest channel



Date: 14.DEC.2020 15:54:21

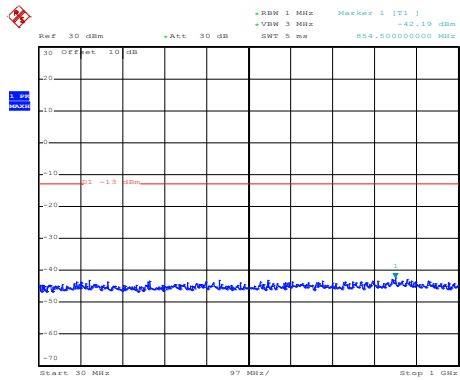
30MHz~1GHz



Date: 14.DEC.2020 15:49:39

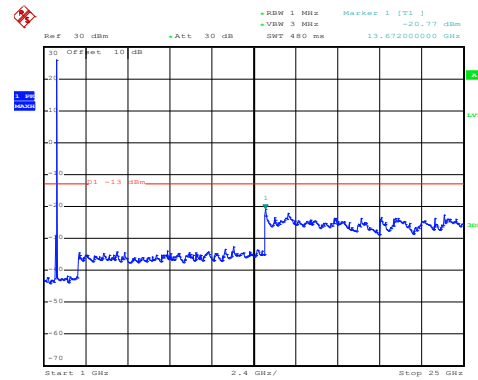
1GHz~25GHz

## Middle channel



Date: 14.DEC.2020 15:54:12

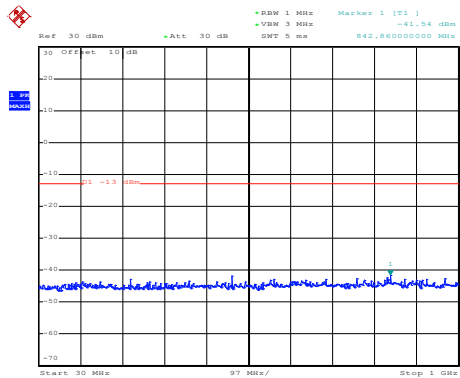
30MHz~1GHz



Date: 14.DEC.2020 15:49:55

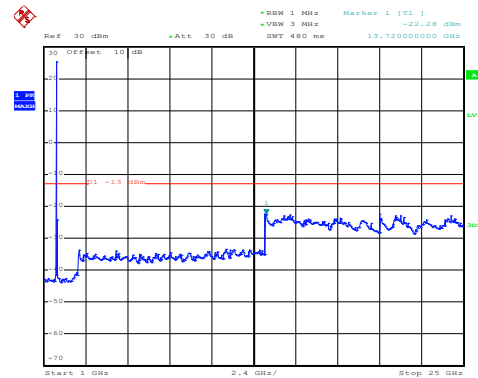
1GHz~25GHz

## High channel



Date: 14.DEC.2020 15:54:02

30MHz~1GHz

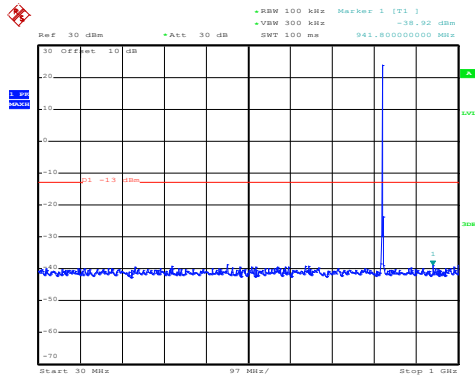


Date: 14.DEC.2020 15:50:20

1GHz~25GHz

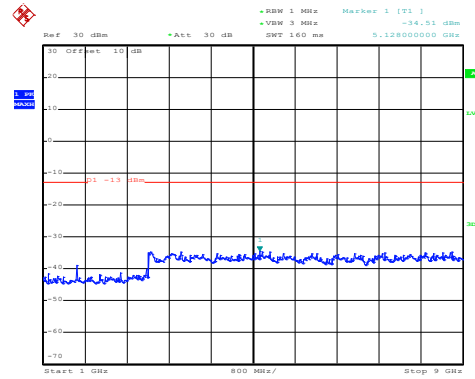
LTE Band 5 part:

LTE Band 5: 16 QAM & RB Size 1  
BW: 1.4MHz  
Lowest channel



Date: 14.DEC.2020 15:59:58

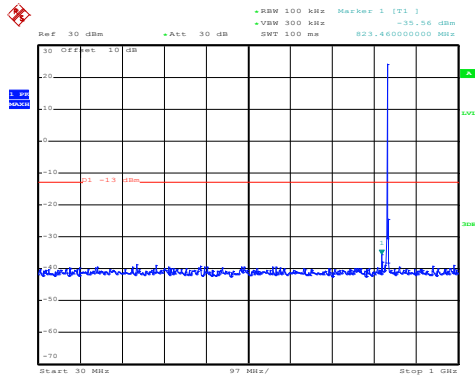
30MHz~1GHz



Date: 14.DEC.2020 15:42:44

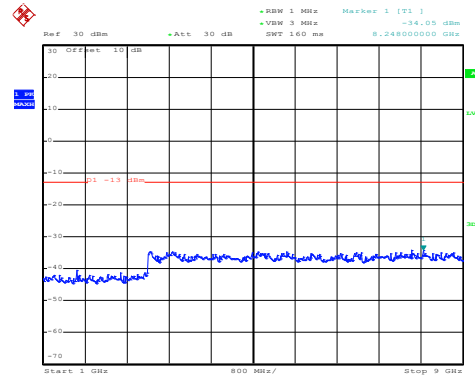
1GHz~9GHz

Middle channel



Date: 14.DEC.2020 16:00:25

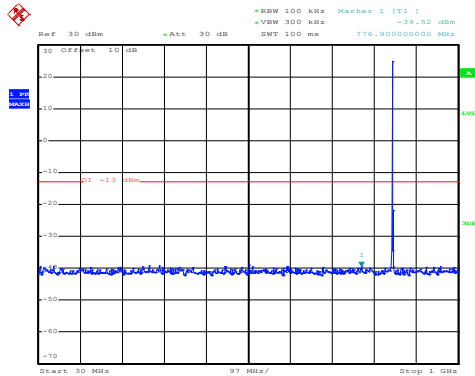
30MHz~1GHz



Date: 14.DEC.2020 15:42:58

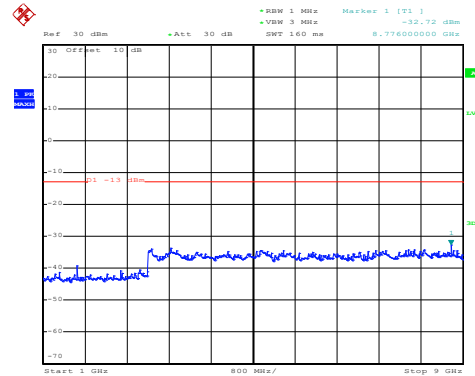
1GHz~9GHz

High channel



Date: 14.DEC.2020 16:00:51

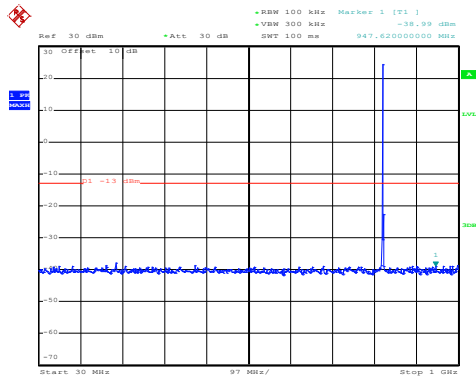
30MHz~1GHz



Date: 14.DEC.2020 15:43:17

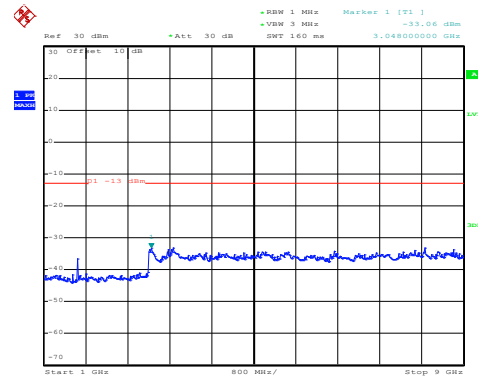
1GHz~9GHz

## LTE Band 5: QPSK & RB Size 1 BW: 1.4MHz Lowest channel



Date: 14.DEC.2020 15:59:48

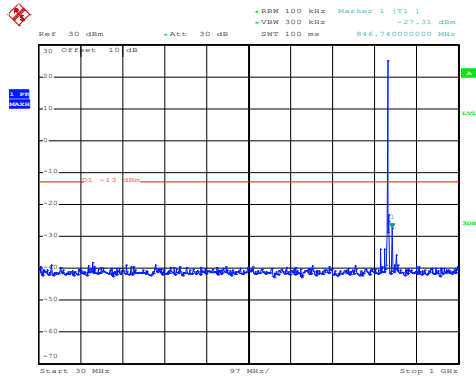
30MHz~1GHz



Date: 14.DEC.2020 15:42:38

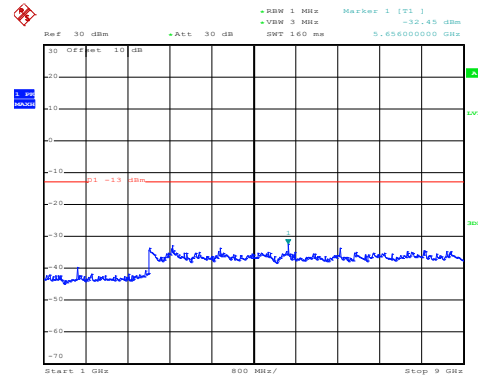
1GHz~9GHz

## Middle channel



Date: 14.DEC.2020 16:00:16

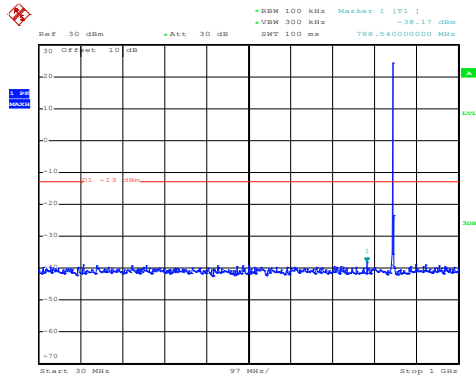
30MHz~1GHz



Date: 14.DEC.2020 15:42:50

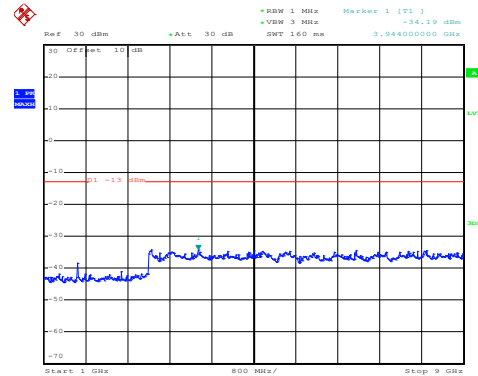
1GHz~9GHz

## High channel



Date: 14.DEC.2020 16:00:40

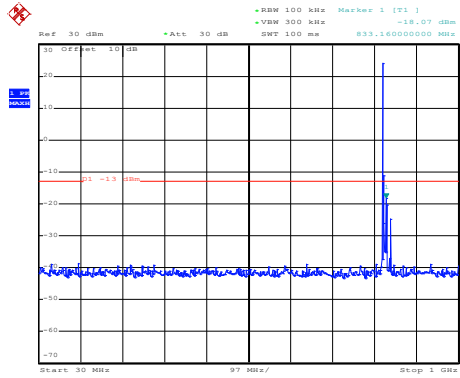
30MHz~1GHz



Date: 14.DEC.2020 15:43:06

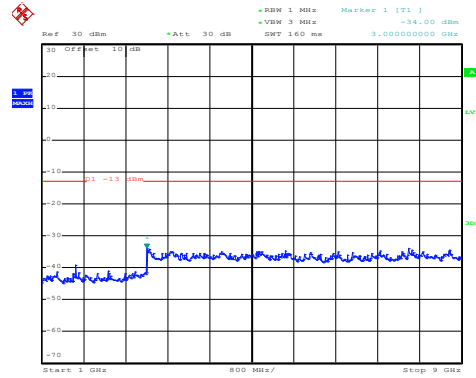
1GHz~9GHz

## LTE Band 5: 16 QAM & RB Size 1 BW: 10MHz Lowest channel



Date: 14.DEC.2020 16:01:30

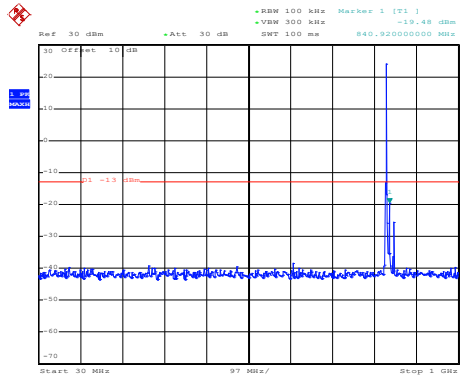
30MHz~1GHz



Date: 14.DEC.2020 15:43:49

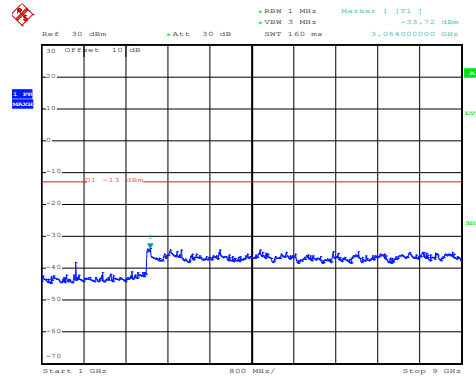
1GHz~9GHz

## Middle channel



Date: 14.DEC.2020 16:01:48

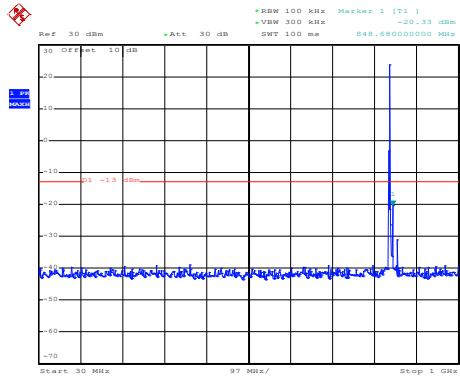
30MHz~1GHz



Date: 14.DEC.2020 15:44:01

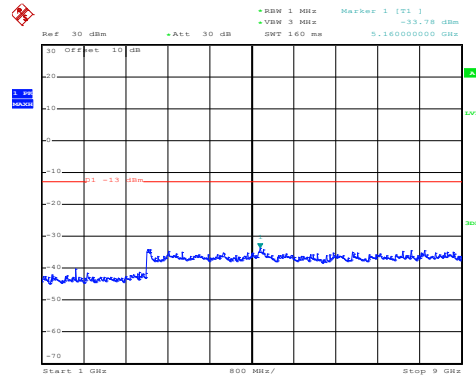
1GHz~9GHz

## High channel



Date: 14.DEC.2020 16:02:08

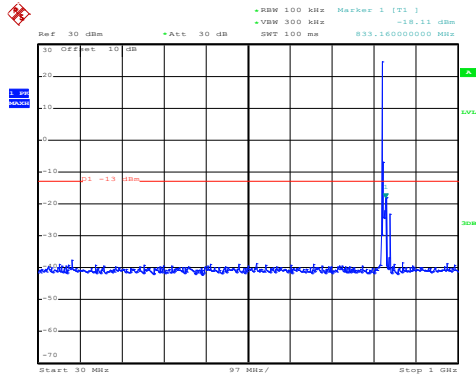
30MHz~1GHz



Date: 14.DEC.2020 15:44:14

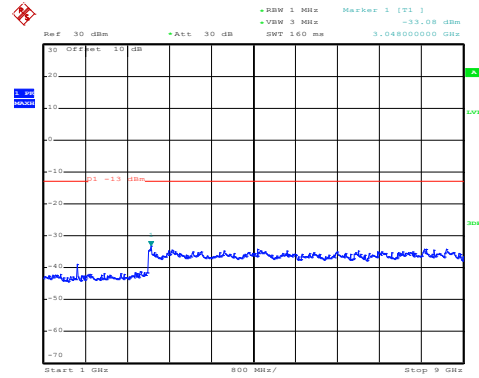
1GHz~9GHz

## LTE Band 5: QPSK & RB Size 1 BW: 10MHz Lowest channel



Date: 14.DEC.2020 16:01:23

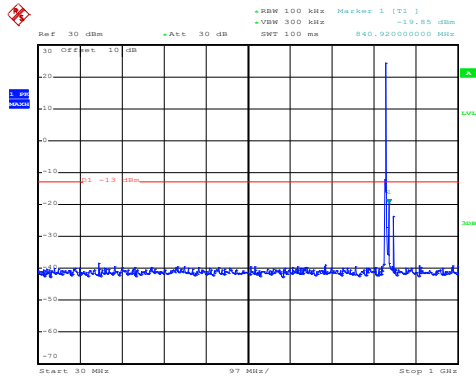
30MHz~1GHz



Date: 14.DEC.2020 15:43:43

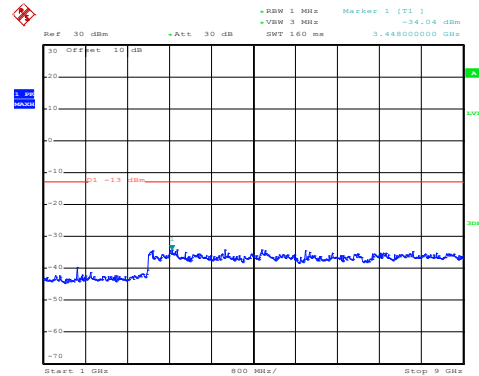
1GHz~9GHz

## Middle channel



Date: 14.DEC.2020 16:01:43

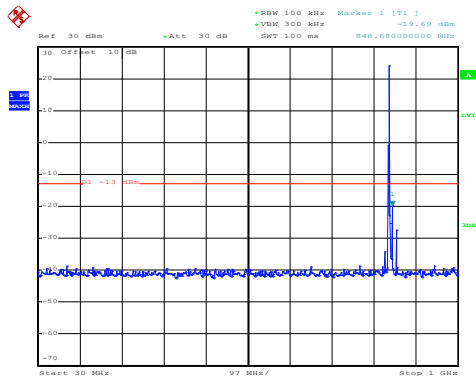
30MHz~1GHz



Date: 14.DEC.2020 15:43:55

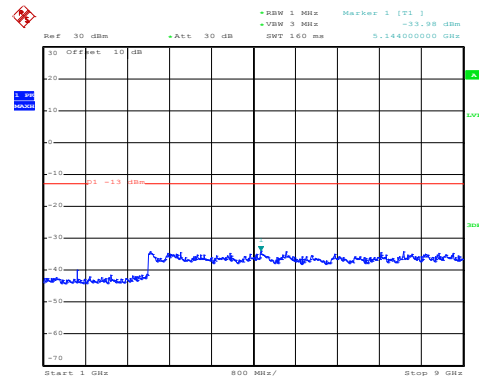
1GHz~9GHz

## High channel



Date: 14.DEC.2020 16:02:03

30MHz~1GHz

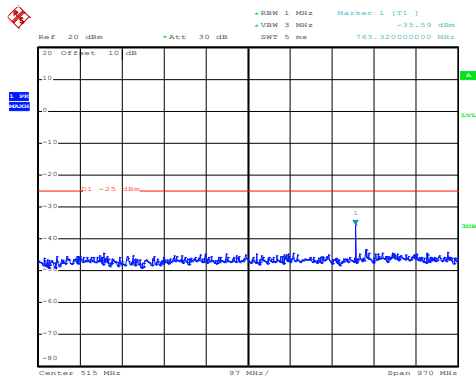


Date: 14.DEC.2020 15:44:08

1GHz~9GHz

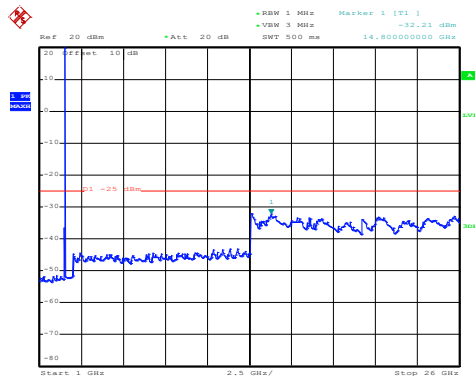
LTE Band 7 part:

LTE Band 7: 16 QAM & RB Size 1  
 BW: 5MHz  
 Lowest channel



Date: 14.DEC.2020 16:06:35

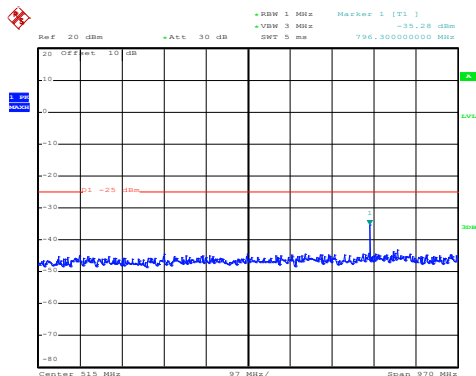
30MHz~1GHz



Date: 14.DEC.2020 15:30:58

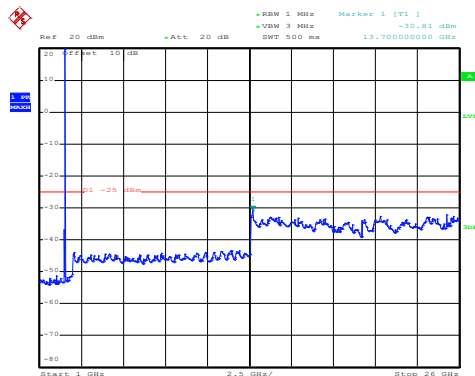
1GHz~26GHz

Middle channel



Date: 14.DEC.2020 16:06:48

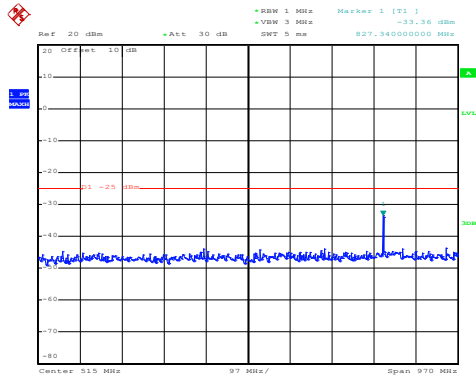
30MHz~1GHz



Date: 14.DEC.2020 15:31:38

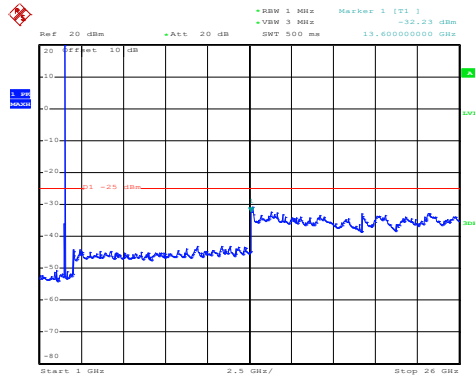
1GHz~26GHz

High channel



Date: 14.DEC.2020 16:07:01

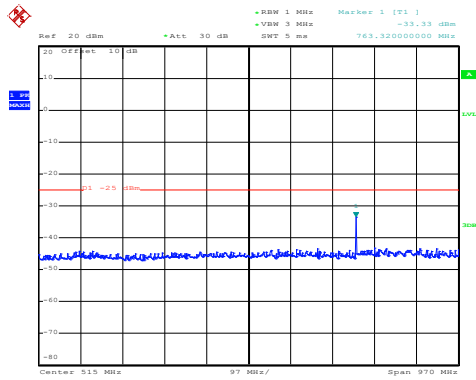
30MHz~1GHz



Date: 14.DEC.2020 15:31:57

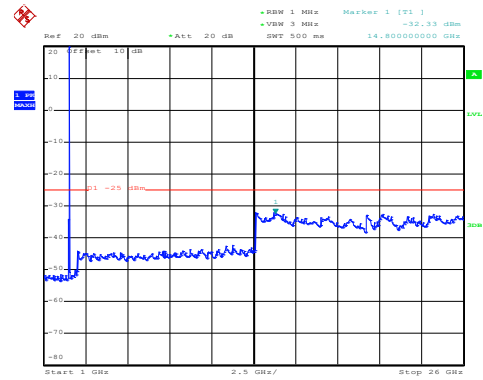
1GHz~26GHz

## LTE Band 7: QPSK & RB Size 1 BW: 5MHz Lowest channel



Date: 14.DEC.2020 16:06:32

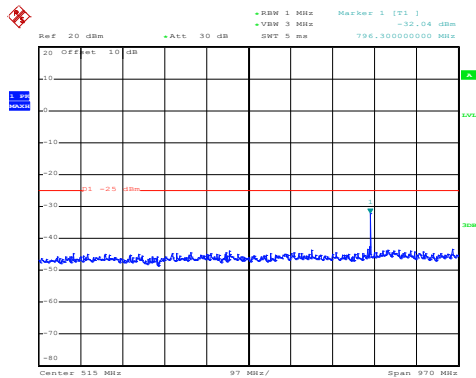
30MHz~1GHz



Date: 14.DEC.2020 15:30:50

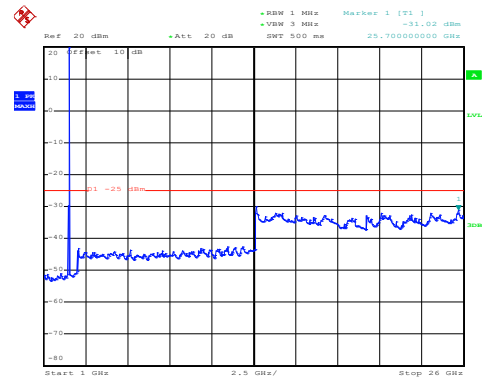
1GHz~26GHz

## Middle channel



Date: 14.DEC.2020 16:06:44

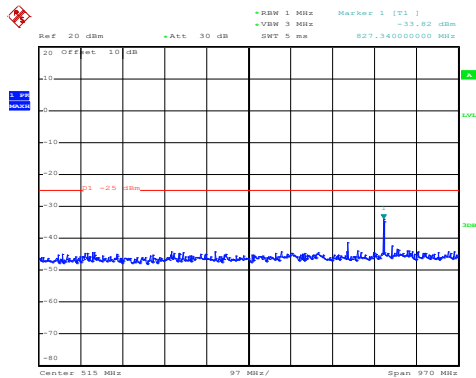
30MHz~1GHz



Date: 14.DEC.2020 15:31:29

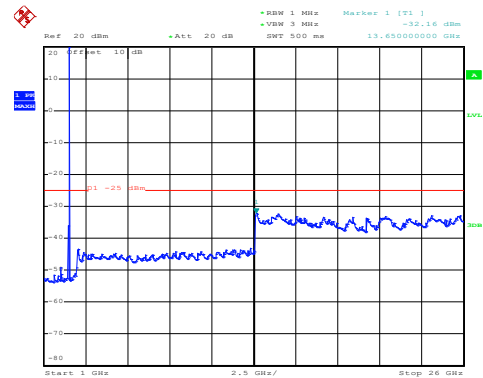
1GHz~26GHz

## High channel



Date: 14.DEC.2020 16:06:57

30MHz~1GHz

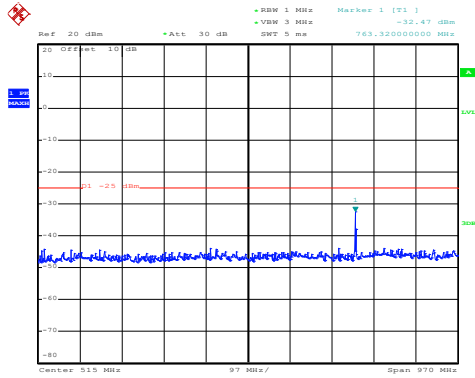


Date: 14.DEC.2020 15:31:48

1GHz~26GHz

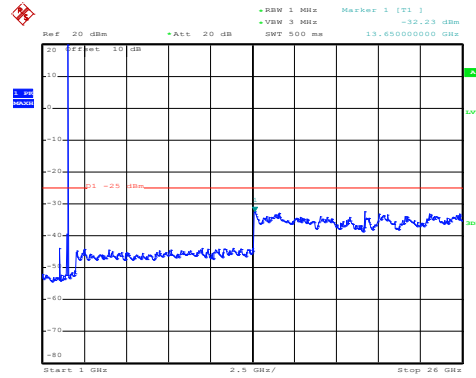


## LTE Band 7: 16 QAM & RB Size 1 BW: 20MHz Lowest channel



Date: 14.DEC.2020 16:07:30

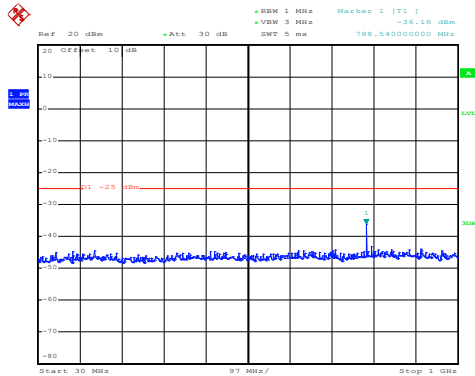
30MHz~1GHz



Date: 14.DEC.2020 15:32:32

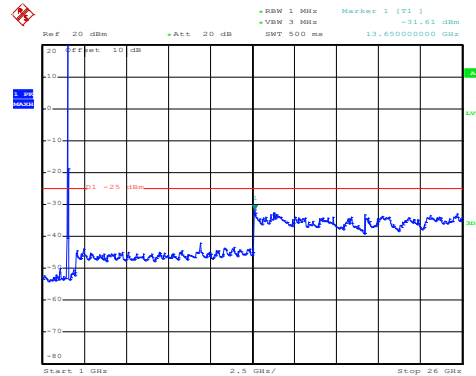
1GHz~26GHz

## Middle channel



Date: 14.DEC.2020 16:07:47

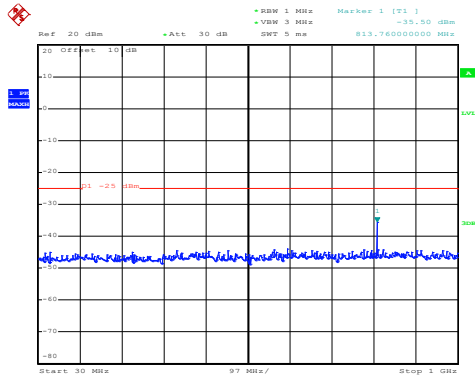
30MHz~1GHz



Date: 14.DEC.2020 15:32:50

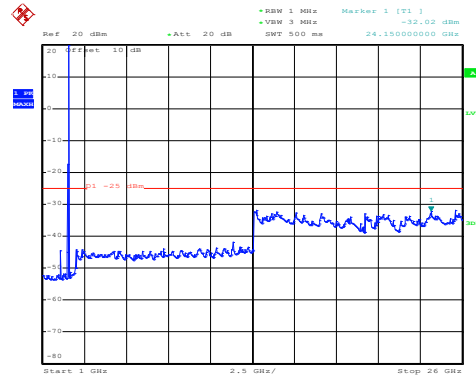
1GHz~26GHz

## High channel



Date: 14.DEC.2020 16:08:01

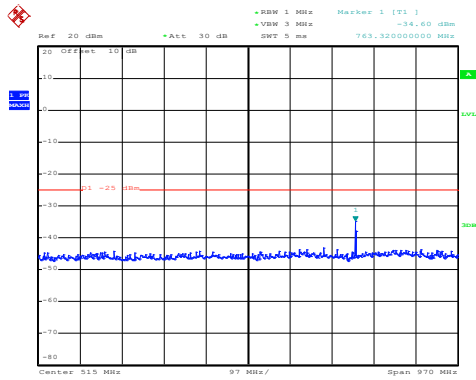
30MHz~1GHz



Date: 14.DEC.2020 15:33:17

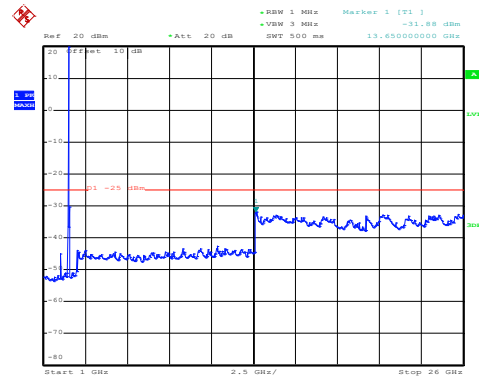
1GHz~26GHz

## LTE Band 7: QPSK & RB Size 1 BW: 20MHz Lowest channel



Date: 14.DEC.2020 16:07:26

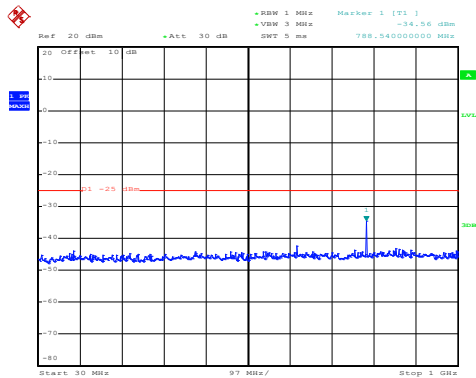
30MHz~1GHz



Date: 14.DEC.2020 15:32:26

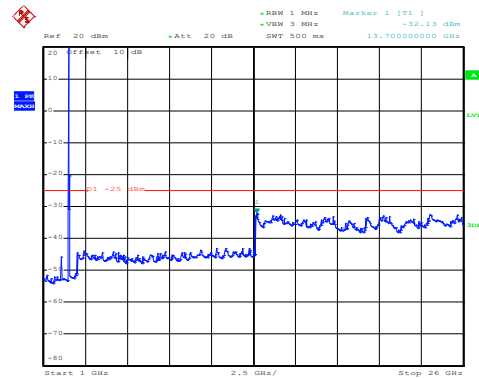
1GHz~26GHz

## Middle channel



Date: 14.DEC.2020 16:07:43

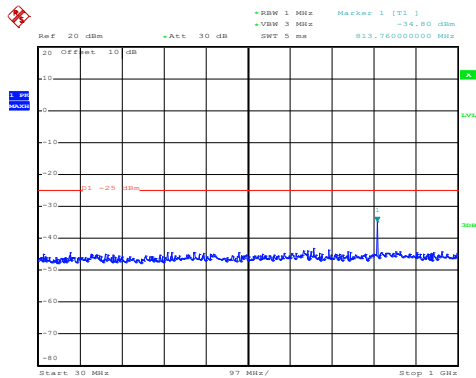
30MHz~1GHz



Date: 14.DEC.2020 15:32:43

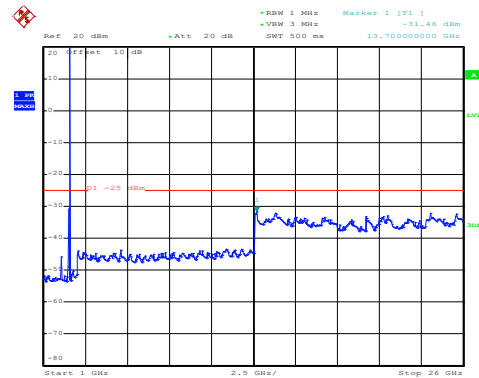
1GHz~26GHz

## High channel



Date: 14.DEC.2020 16:07:57

30MHz~1GHz

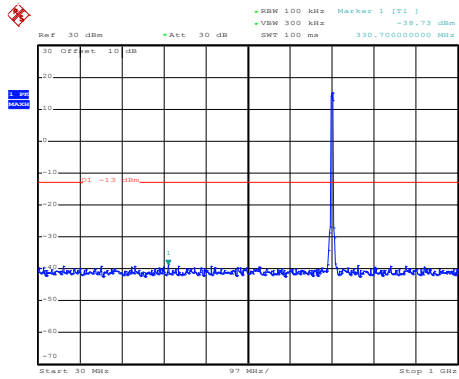


Date: 14.DEC.2020 15:33:07

1GHz~26GHz

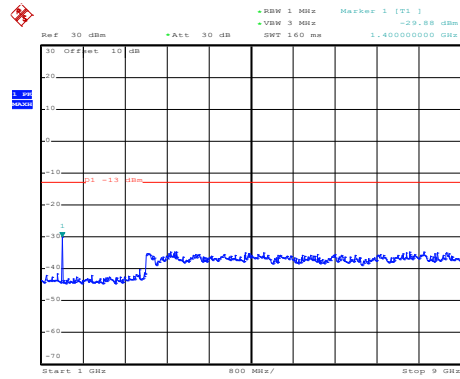
LTE Band 17 part:

LTE Band 17: 16 QAM & RB Size 1  
 BW: 5MHz  
 Lowest channel



Date: 14.DEC.2020 16:02:59

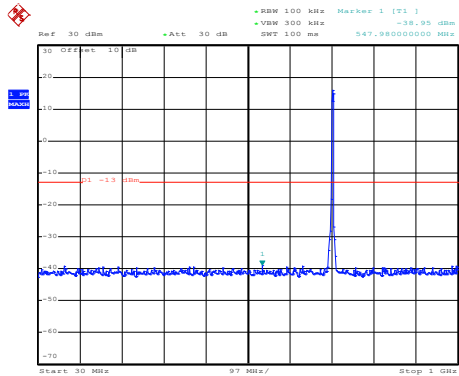
30MHz~1GHz



Date: 14.DEC.2020 16:30:25

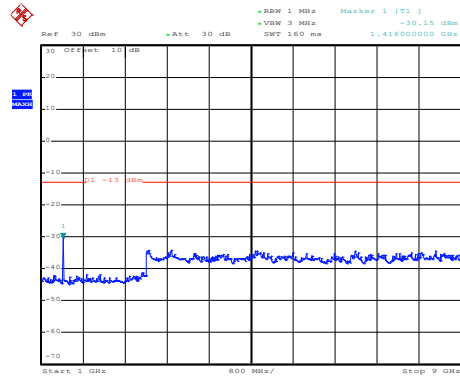
1GHz~9GHz

Middle channel



Date: 14.DEC.2020 16:03:23

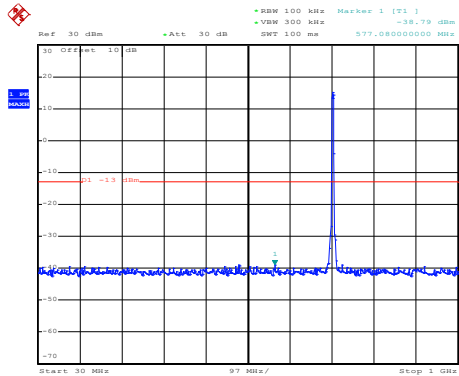
30MHz~1GHz



Date: 14.DEC.2020 16:30:41

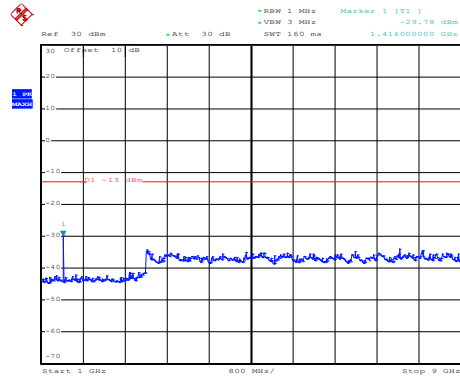
1GHz~9GHz

High channel



Date: 14.DEC.2020 16:03:47

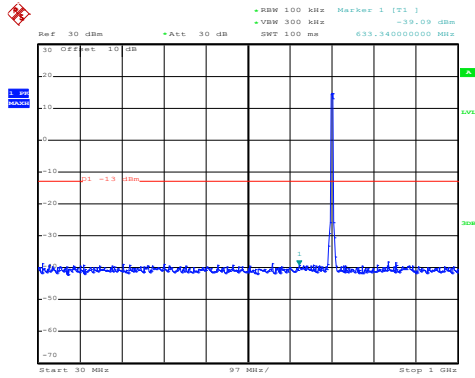
30MHz~1GHz



Date: 14.DEC.2020 16:30:55

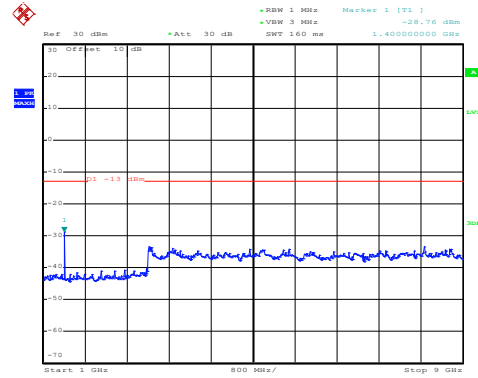
1GHz~9GHz

## LTE Band 17: QPSK & RB Size 1 BW: 5MHz Lowest channel



Date: 14.DEC.2020 16:02:49

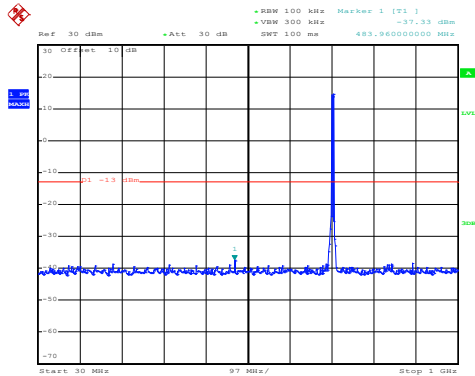
30MHz~1GHz



Date: 14.DEC.2020 16:30:21

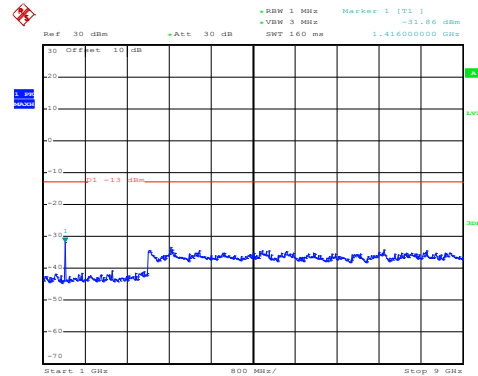
1GHz~9GHz

## Middle channel



Date: 14.DEC.2020 16:03:14

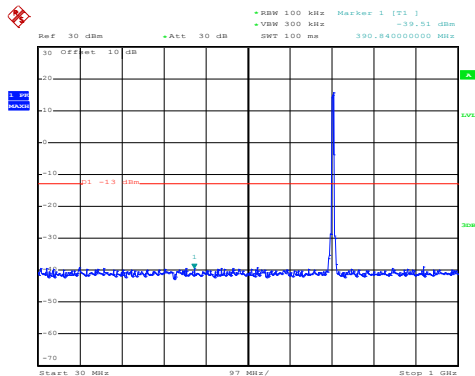
30MHz~1GHz



Date: 14.DEC.2020 16:30:36

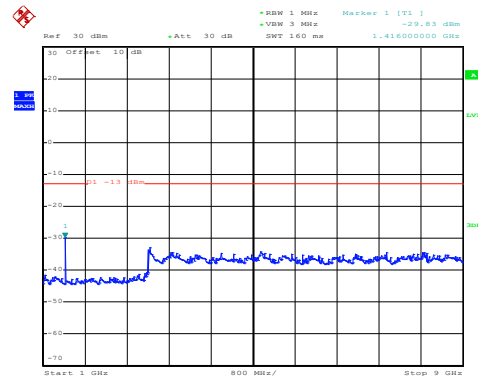
1GHz~9GHz

## High channel



Date: 14.DEC.2020 16:03:38

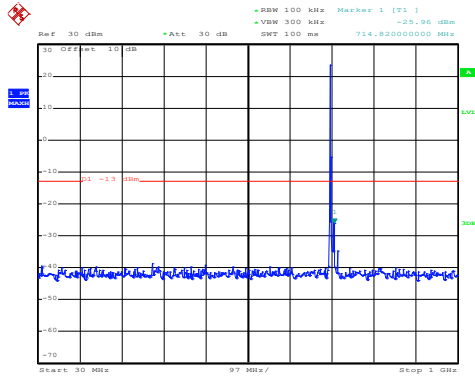
30MHz~1GHz



Date: 14.DEC.2020 16:30:50

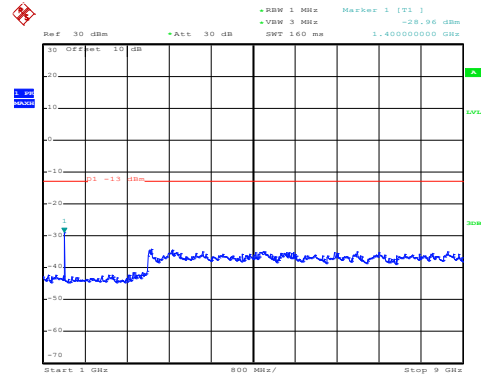
1GHz~9GHz

## LTE Band 17: 16 QAM & RB Size 1 BW: 10MHz Lowest channel



Date: 14.DEC.2020 16:04:33

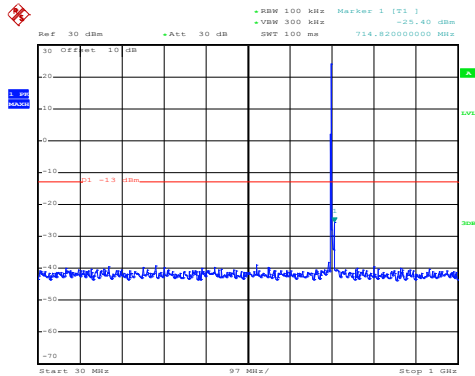
30MHz~1GHz



Date: 14.DEC.2020 16:31:18

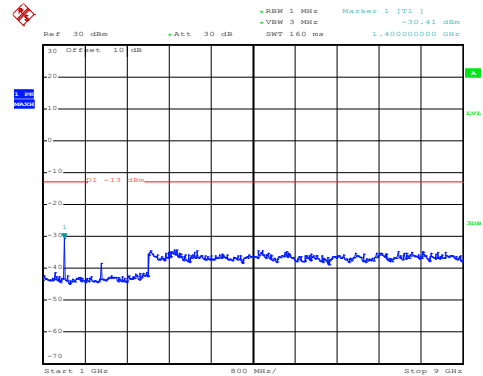
1GHz~9GHz

## Middle channel



Date: 14.DEC.2020 16:04:48

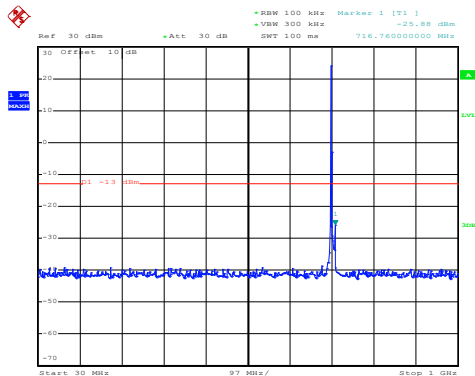
30MHz~1GHz



Date: 14.DEC.2020 16:31:33

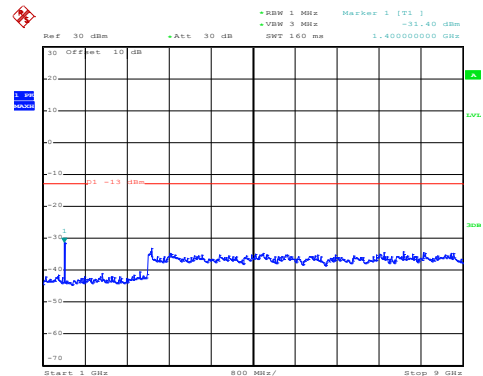
1GHz~9GHz

## High channel



Date: 14.DEC.2020 16:05:15

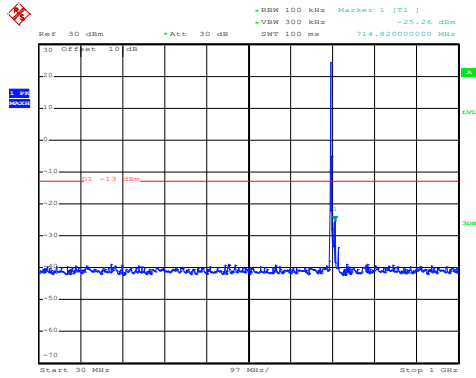
30MHz~1GHz



Date: 14.DEC.2020 16:31:50

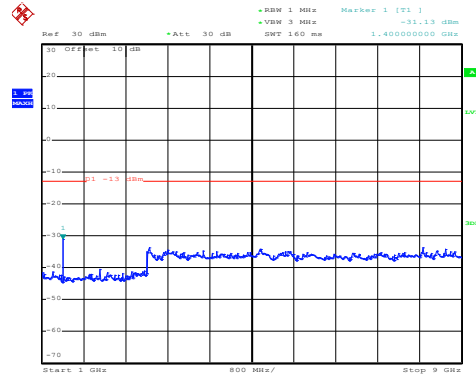
1GHz~9GHz

## LTE Band 17: QPSK & RB Size 1 BW: 10MHz Lowest channel



Date: 14.DEC.2020 16:04:29

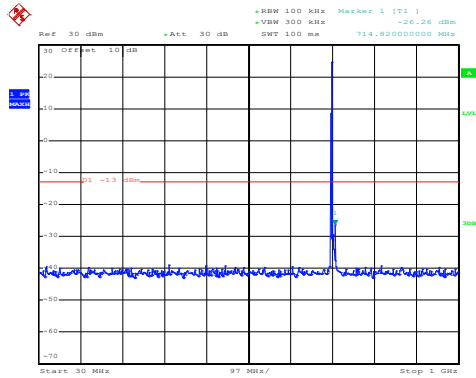
30MHz~1GHz



Date: 14.DEC.2020 16:31:13

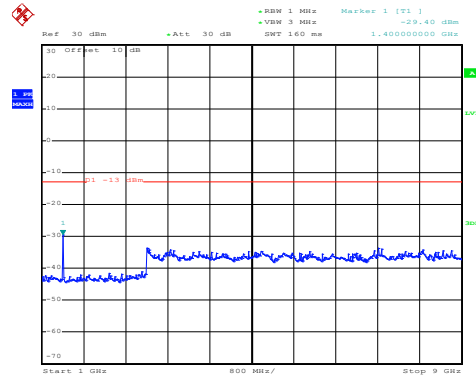
1GHz~9GHz

## Middle channel



Date: 14.DEC.2020 16:04:44

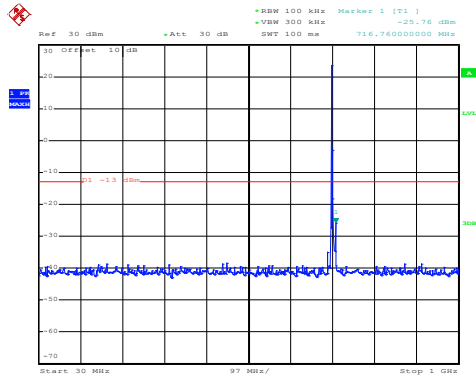
30MHz~1GHz



Date: 14.DEC.2020 16:31:28

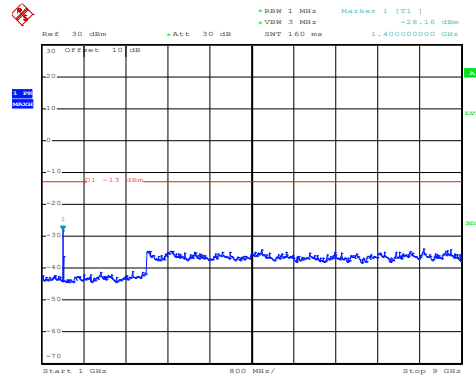
1GHz~9GHz

## High channel



Date: 14.DEC.2020 16:05:08

30MHz~1GHz

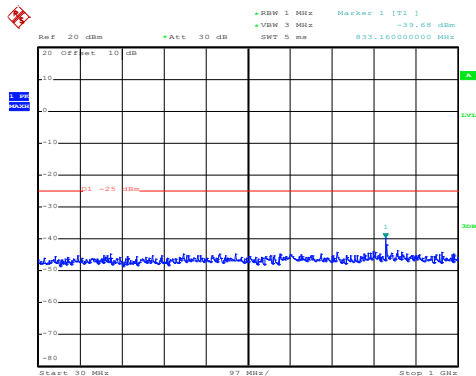


Date: 14.DEC.2020 16:31:43

1GHz~9GHz

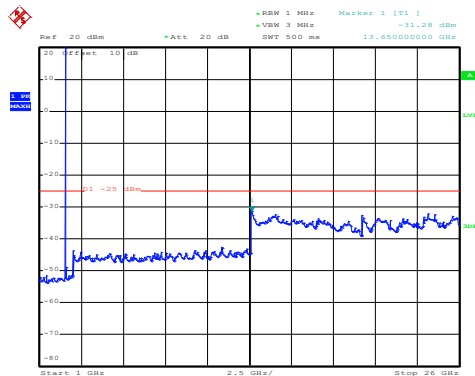
LTE Band 38 part:

LTE Band 38: 16 QAM & RB Size 1  
 BW: 5MHz  
 Lowest channel



Date: 14.DEC.2020 16:08:48

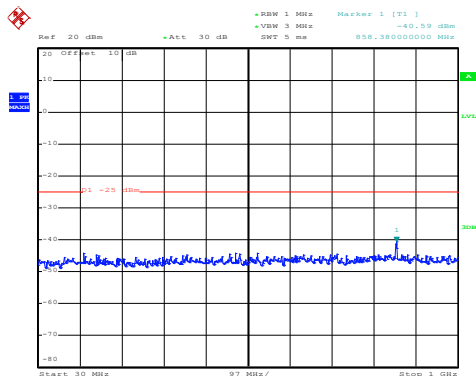
30MHz~1GHz



Date: 14.DEC.2020 15:34:46

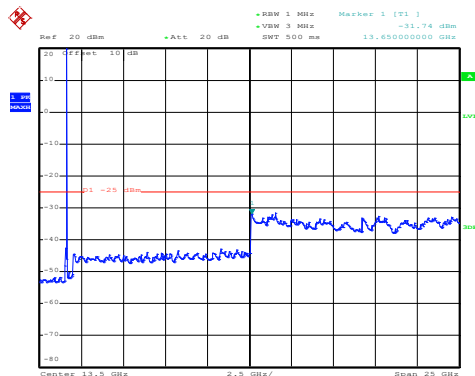
1GHz~26GHz

Middle channel



Date: 14.DEC.2020 16:09:07

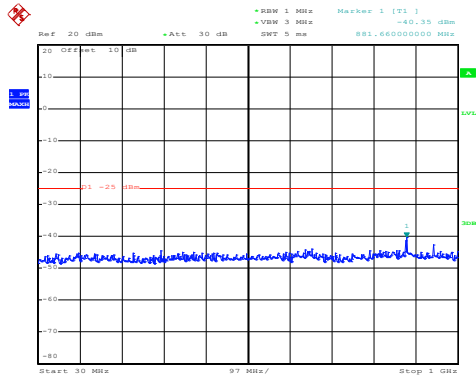
30MHz~1GHz



Date: 14.DEC.2020 15:35:27

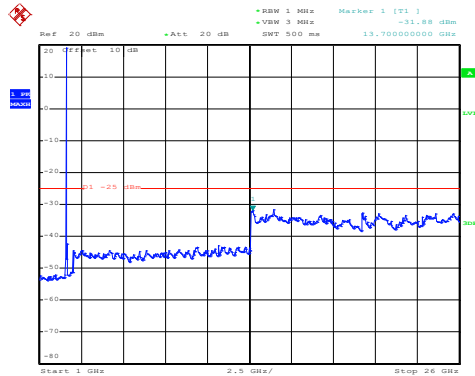
1GHz~26GHz

High channel



Date: 14.DEC.2020 16:09:23

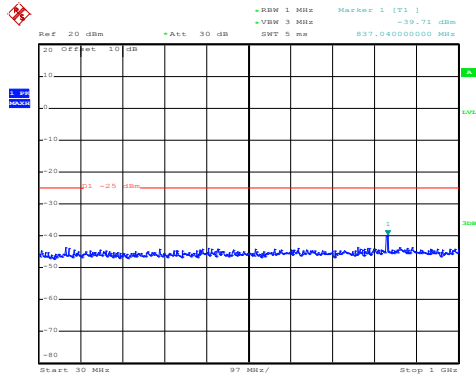
30MHz~1GHz



Date: 14.DEC.2020 15:36:08

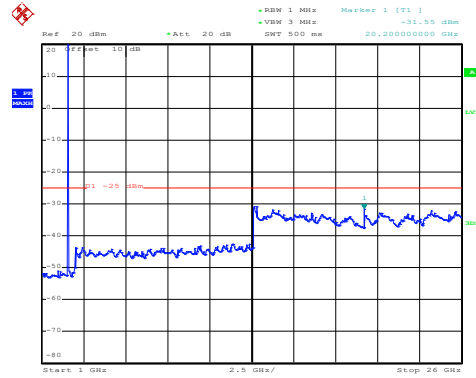
1GHz~26GHz

## LTE Band 38: QPSK & RB Size 1 BW: 5MHz Lowest channel



Date: 14.DEC.2020 16:08:44

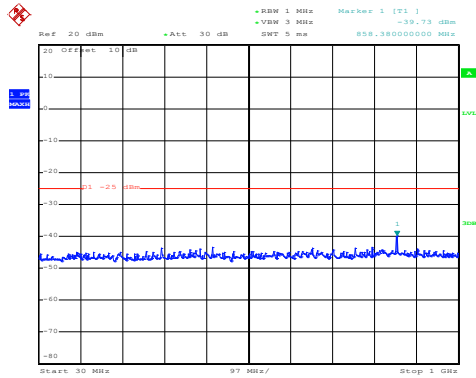
30MHz~1GHz



Date: 14.DEC.2020 15:34:36

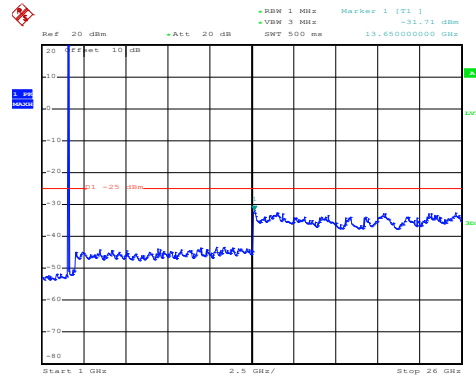
1GHz~26GHz

## Middle channel



Date: 14.DEC.2020 16:09:03

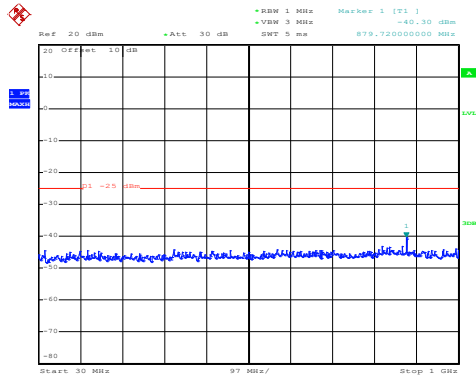
30MHz~1GHz



Date: 14.DEC.2020 15:35:01

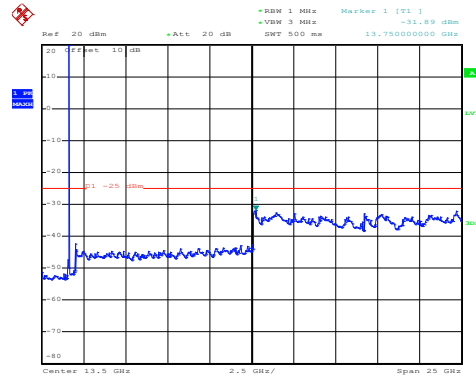
1GHz~26GHz

## High channel



Date: 14.DEC.2020 16:09:19

30MHz~1GHz

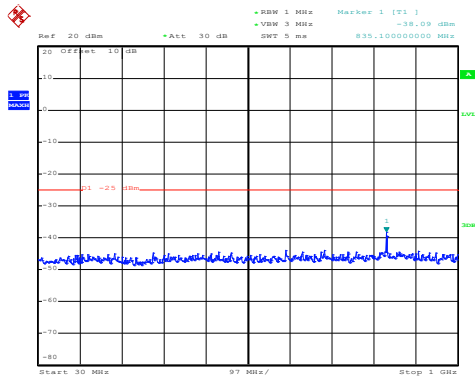


Date: 14.DEC.2020 15:35:39

1GHz~26GHz

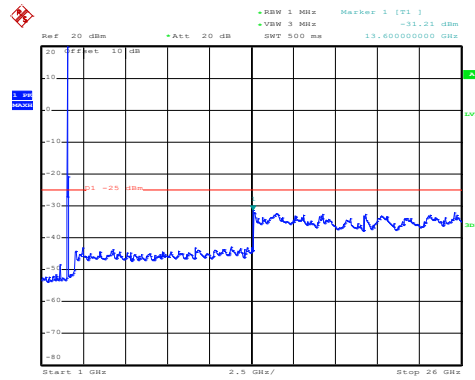


## LTE Band 38: 16 QAM & RB Size 1 BW: 20MHz Lowest channel



Date: 14.DEC.2020 16:09:45

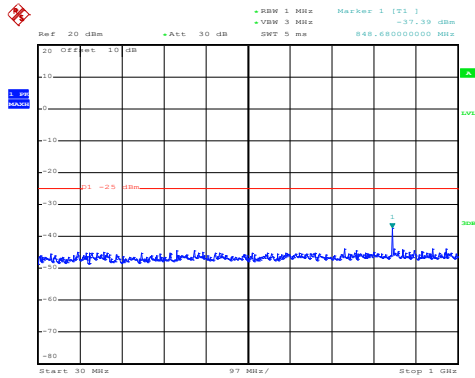
30MHz~1GHz



Date: 14.DEC.2020 15:37:09

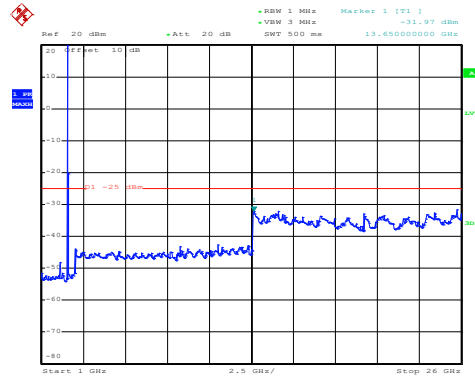
1GHz~26GHz

## Middle channel



Date: 14.DEC.2020 16:10:08

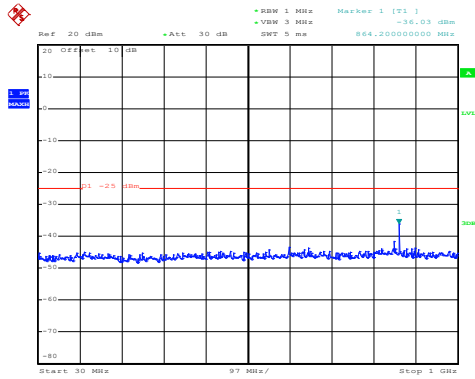
30MHz~1GHz



Date: 14.DEC.2020 15:37:57

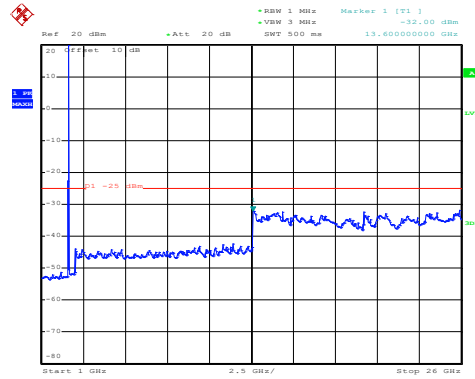
1GHz~26GHz

## High channel



Date: 14.DEC.2020 16:10:23

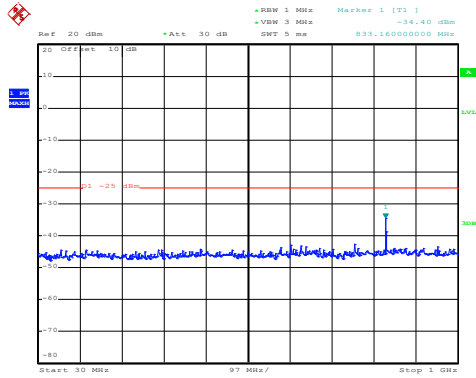
30MHz~1GHz



Date: 14.DEC.2020 15:38:35

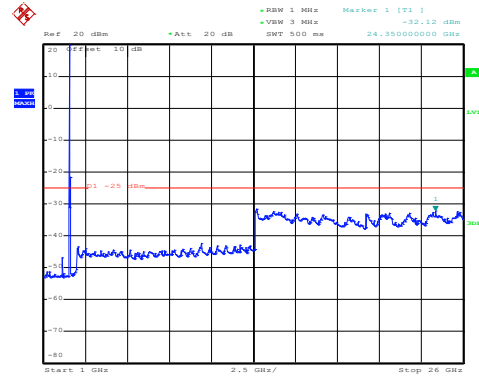
1GHz~26GHz

## LTE Band 38: QPSK & RB Size 1 BW: 20MHz Lowest channel



Date: 14.DEC.2020 16:09:40

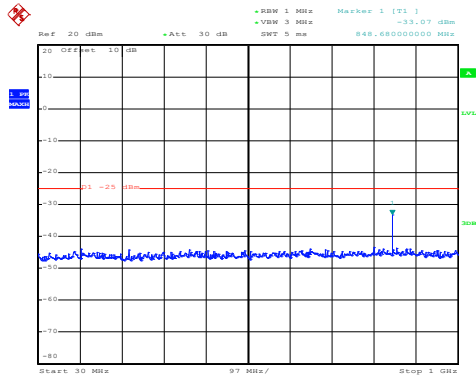
30MHz~1GHz



Date: 14.DEC.2020 15:36:56

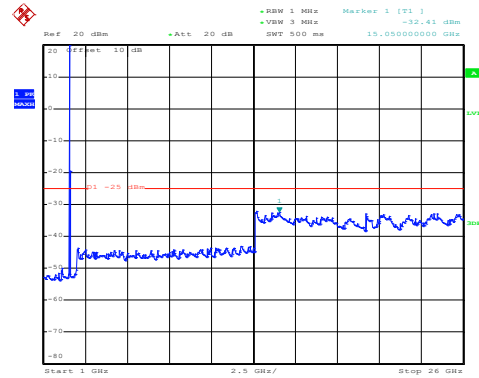
1GHz~26GHz

## Middle channel



Date: 14.DEC.2020 16:10:03

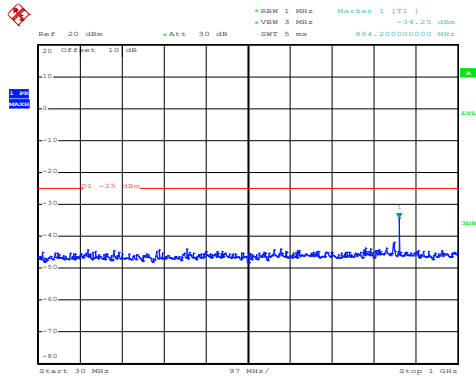
30MHz~1GHz



Date: 14.DEC.2020 15:37:48

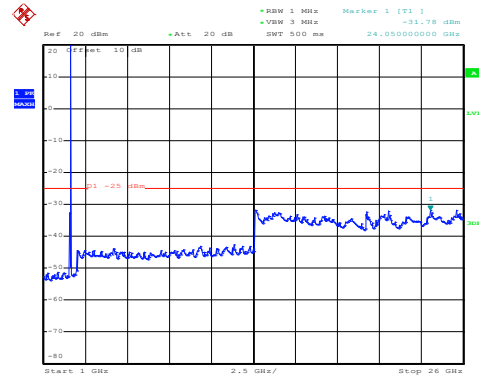
1GHz~26GHz

## High channel



Date: 14.DEC.2020 16:10:18

30MHz~1GHz

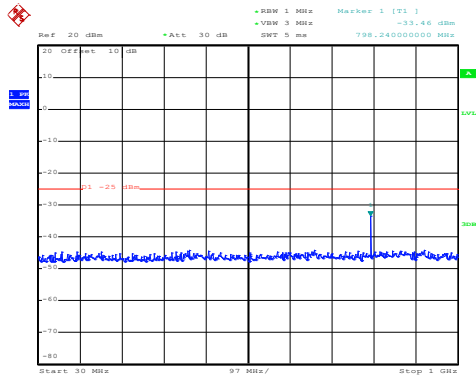


Date: 14.DEC.2020 15:38:18

1GHz~26GHz

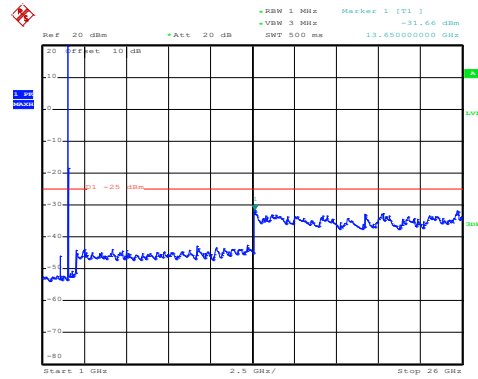
LTE Band 41 part:

LTE Band 41: 16 QAM & RB Size 1  
 BW: 5MHz  
 Lowest channel



Date: 14.DEC.2020 16:11:09

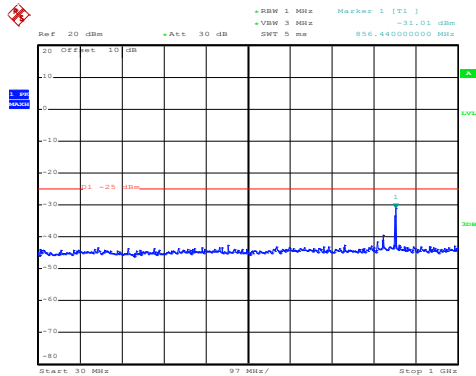
30MHz~1GHz



Date: 14.DEC.2020 16:28:34

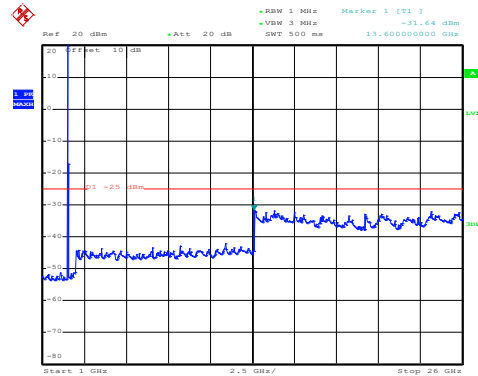
1GHz~26GHz

Middle channel



Date: 14.DEC.2020 16:15:39

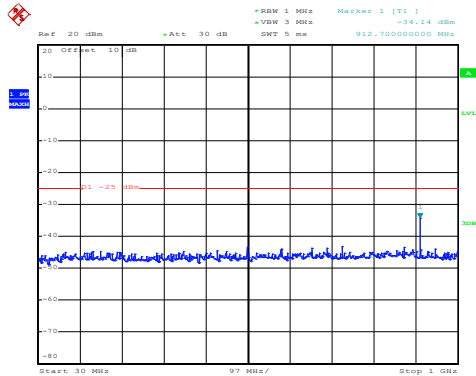
30MHz~1GHz



Date: 14.DEC.2020 16:28:54

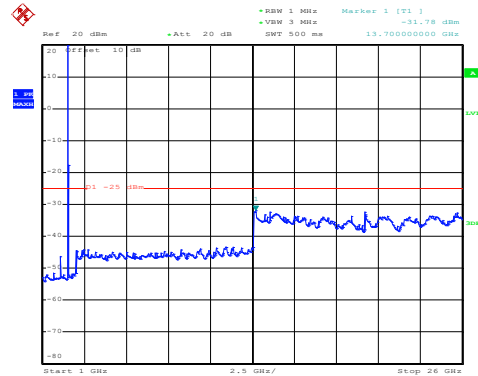
1GHz~26GHz

High channel



Date: 14.DEC.2020 16:15:57

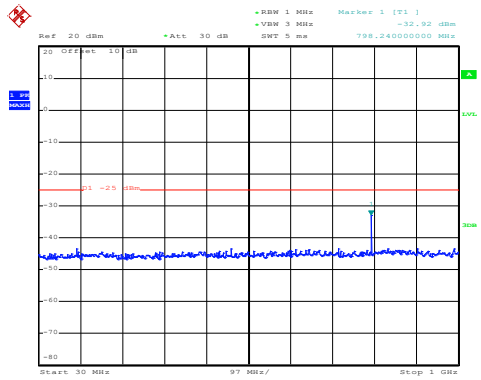
30MHz~1GHz



Date: 14.DEC.2020 16:29:13

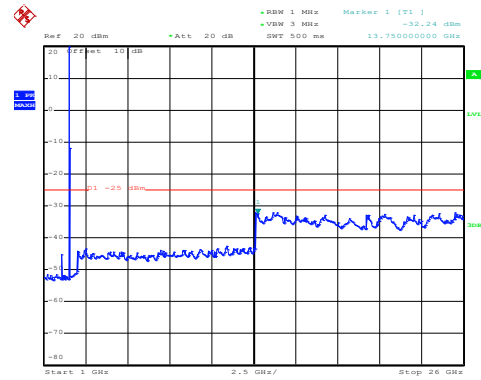
1GHz~26GHz

## LTE Band 41: QPSK & RB Size 1 BW: 5MHz Lowest channel



Date: 14.DEC.2020 16:11:04

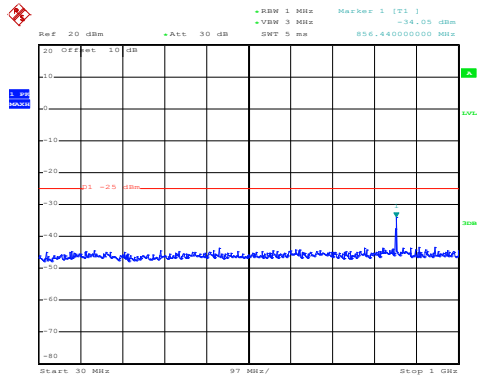
30MHz~1GHz



Date: 14.DEC.2020 16:28:22

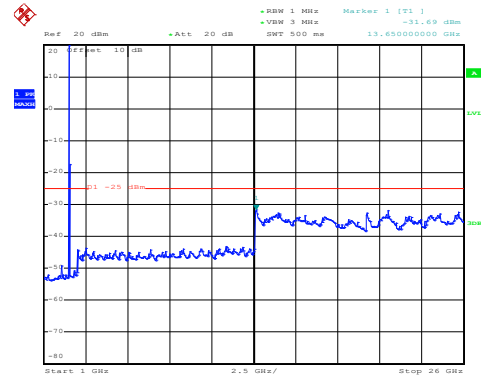
1GHz~26GHz

## Middle channel



Date: 14.DEC.2020 16:11:25

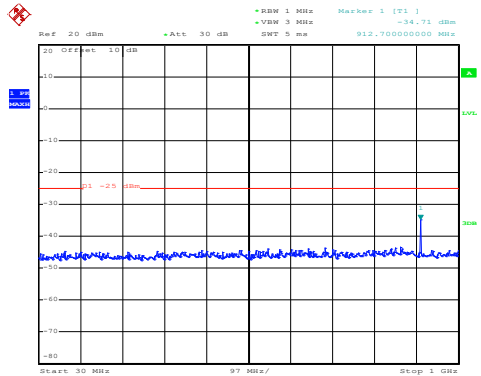
30MHz~1GHz



Date: 14.DEC.2020 16:28:42

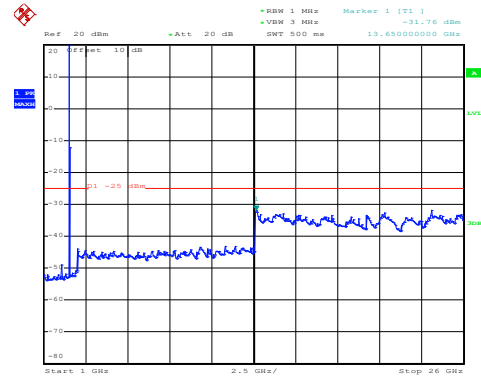
1GHz~26GHz

## High channel



Date: 14.DEC.2020 16:15:52

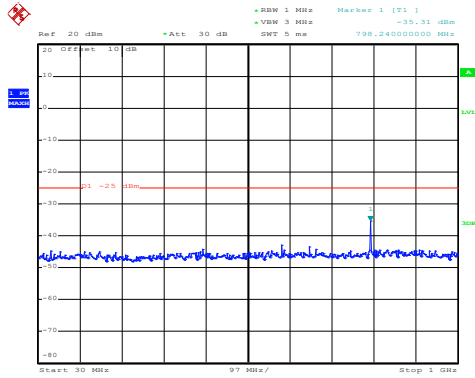
30MHz~1GHz



Date: 14.DEC.2020 16:29:05

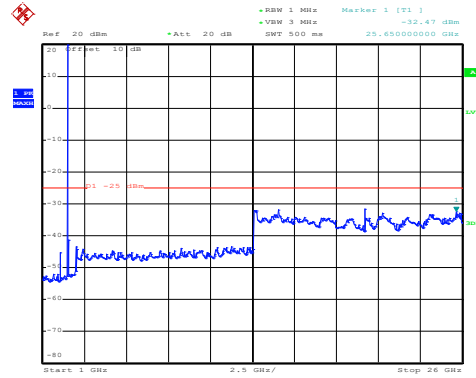
1GHz~26GHz

## LTE Band 41: 16 QAM & RB Size 1 BW: 20MHz Lowest channel



Date: 14.DEC.2020 16:16:41

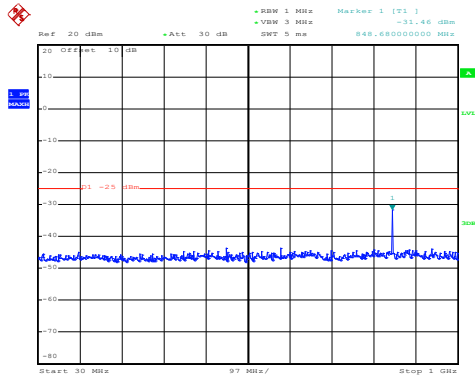
30MHz~1GHz



Date: 14.DEC.2020 16:26:25

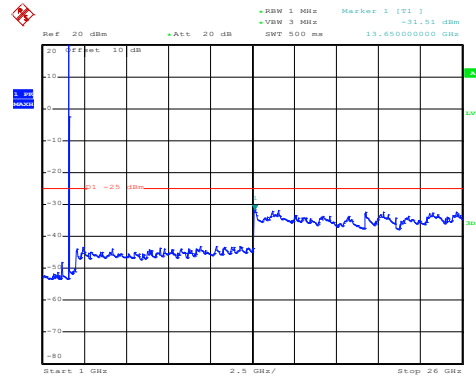
1GHz~26GHz

## Middle channel



Date: 14.DEC.2020 16:16:57

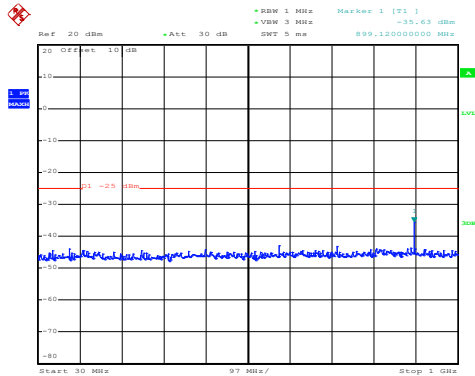
30MHz~1GHz



Date: 14.DEC.2020 16:26:55

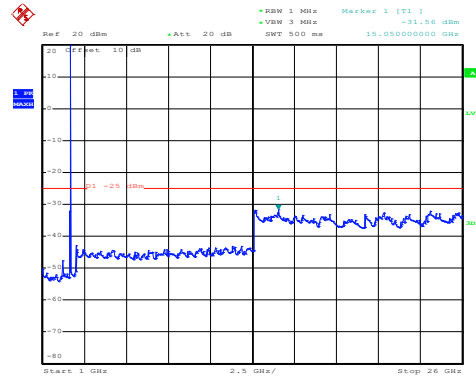
1GHz~26GHz

## High channel



Date: 14.DEC.2020 16:17:14

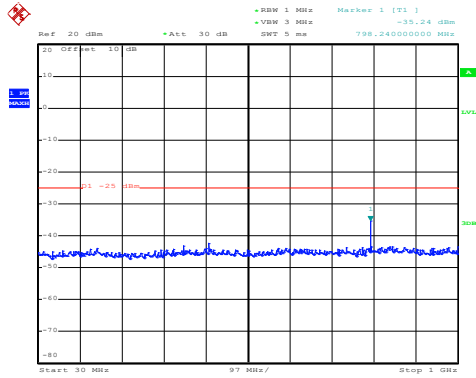
30MHz~1GHz



Date: 14.DEC.2020 16:27:24

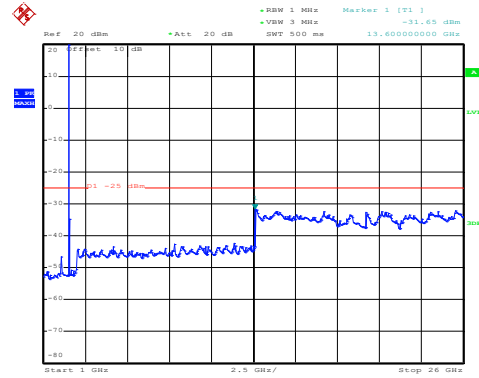
1GHz~26GHz

## LTE Band 41: QPSK & RB Size 1 BW: 20MHz Lowest channel



Date: 14.DEC.2020 16:16:36

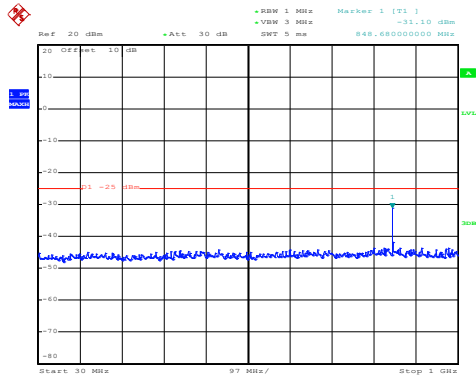
30MHz~1GHz



Date: 14.DEC.2020 16:26:19

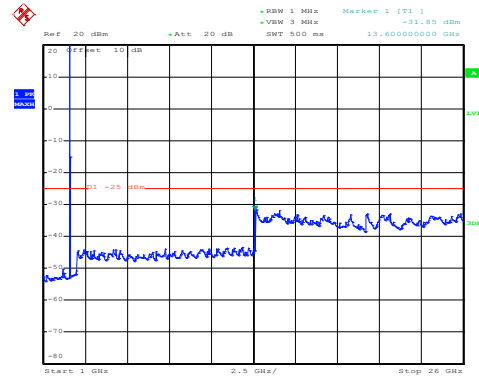
1GHz~26GHz

## Middle channel



Date: 14.DEC.2020 16:16:53

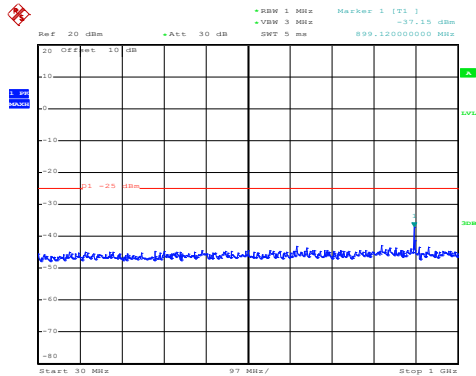
30MHz~1GHz



Date: 14.DEC.2020 16:26:39

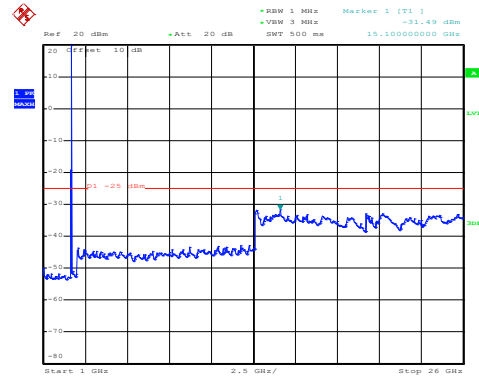
1GHz~26GHz

## High channel



Date: 14.DEC.2020 16:17:07

30MHz~1GHz



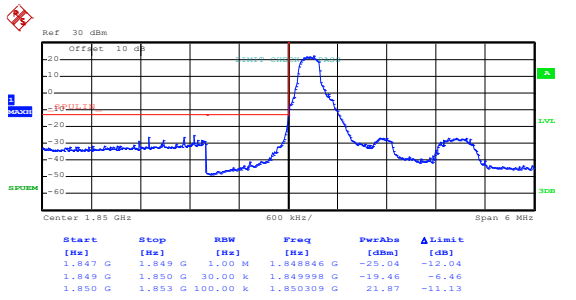
Date: 14.DEC.2020 16:27:11

1GHz~26GHz

**Band edge emission:**

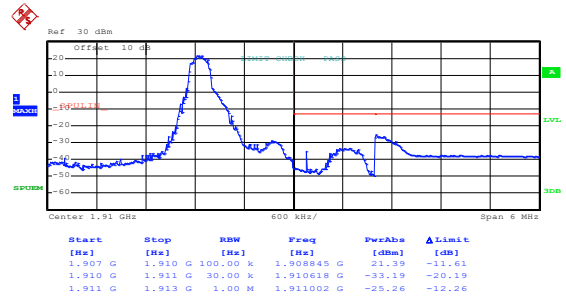
**LTE Band 2 part:**

LTE Band 2, BW: 1.4MHz  
16QAM & RB Size 1



Date: 11.DEC.2020 17:03:41

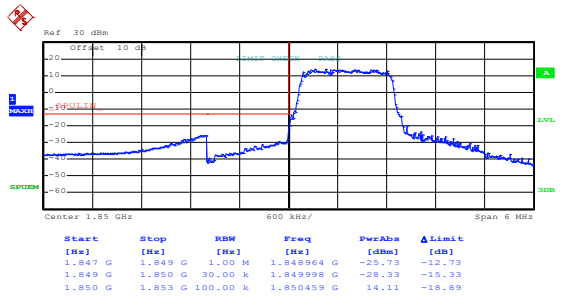
Lowest channel



Date: 11.DEC.2020 17:05:49

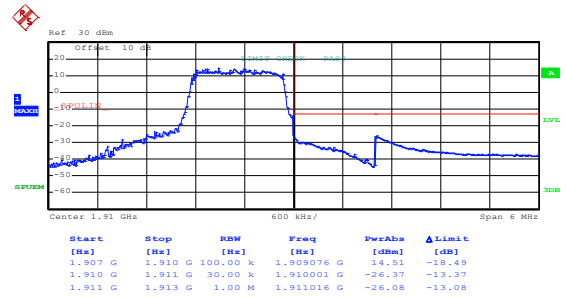
Highest channel

16QAM & RB Size 6



Date: 11.DEC.2020 17:07:12

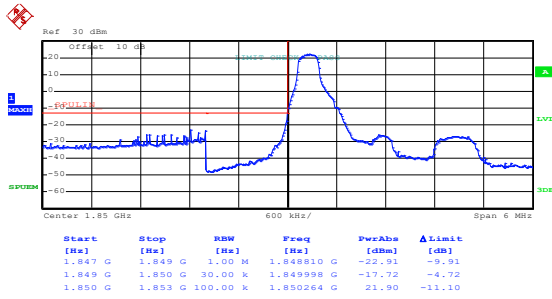
Lowest channel



Date: 11.DEC.2020 17:06:21

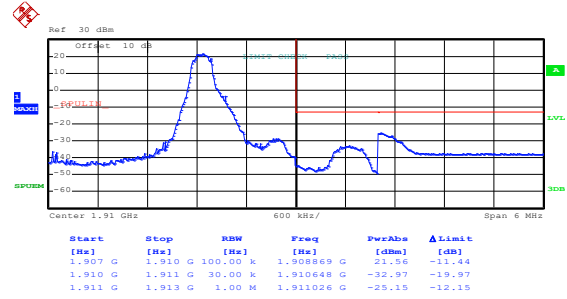
Highest channel

## LTE Band 2, BW: 1.4MHz QPSK & RB Size 1



Date: 11.DEC.2020 17:03:09

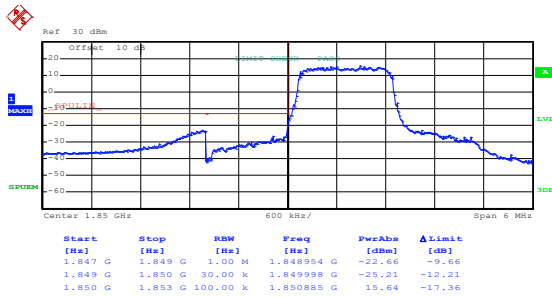
Lowest channel



Date: 11.DEC.2020 17:05:44

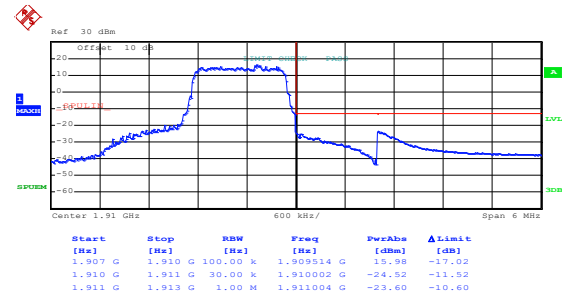
Highest channel

## QPSK & RB Size 6



Date: 11.DEC.2020 17:07:07

Lowest channel

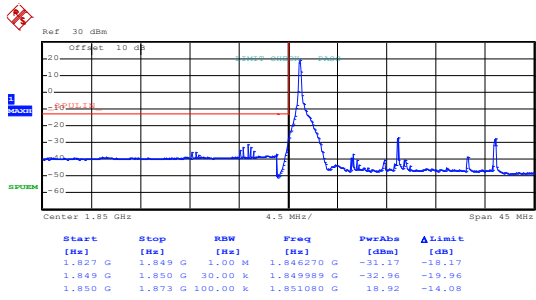


Date: 11.DEC.2020 17:06:16

Highest channel

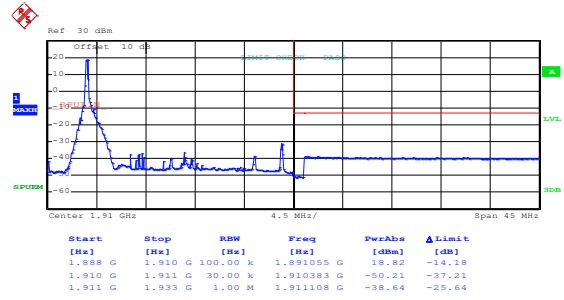


## LTE Band 2, BW: 20MHz 16QAM & RB Size 1



Date: 11.DEC.2020 17:09:34

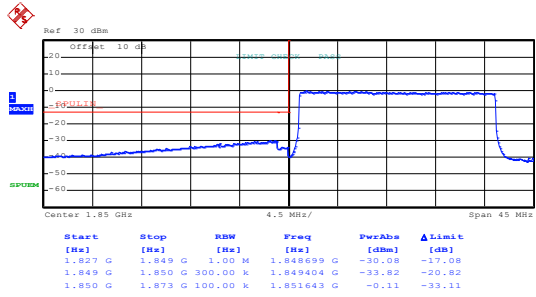
Lowest channel



Date: 11.DEC.2020 17:10:11

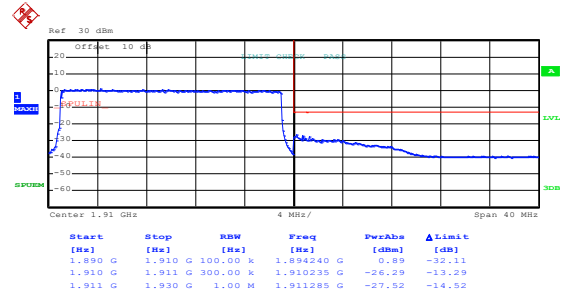
Highest channel

## 16QAM & RB Size 100



Date: 11.DEC.2020 17:09:52

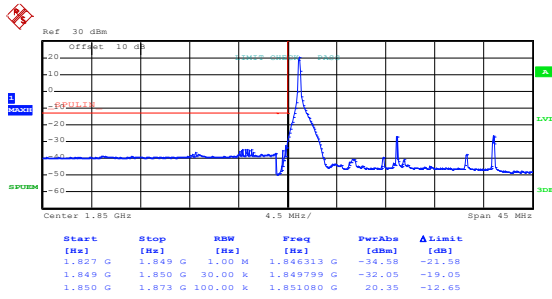
Lowest channel



Date: 14.DEC.2020 13:51:05

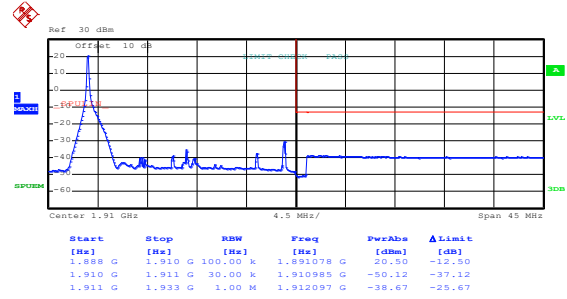
Highest channel

## LTE Band 2, BW: 20MHz QPSK & RB Size 1



Date: 11.DEC.2020 17:09:27

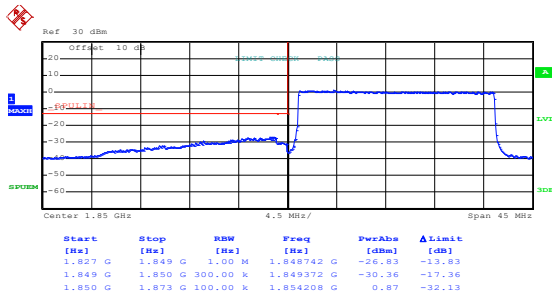
Lowest channel



Date: 11.DEC.2020 17:10:05

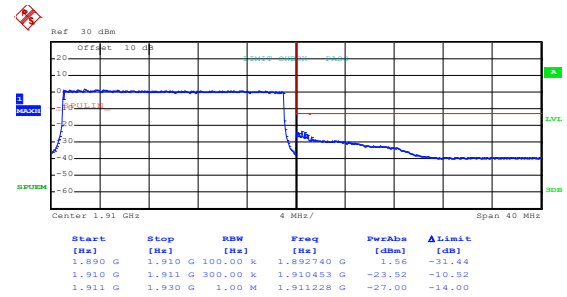
Highest channel

## QPSK & RB Size 100



Date: 11.DEC.2020 17:09:46

Lowest channel

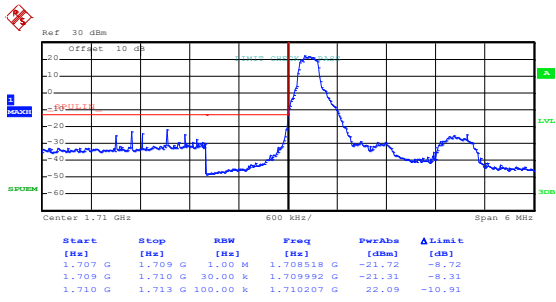


Date: 14.DEC.2020 13:50:58

Highest channel

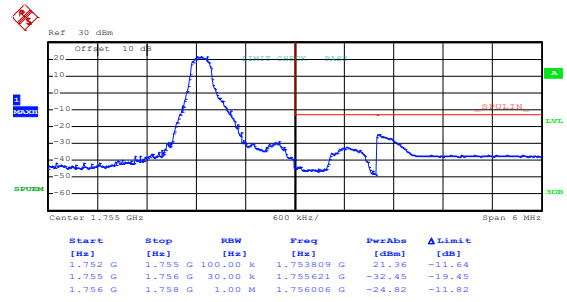
LTE Band 4 part:

LTE Band 4, BW: 1.4MHz  
16QAM & RB Size 1



Date: 14.DEC.2020 13:54:49

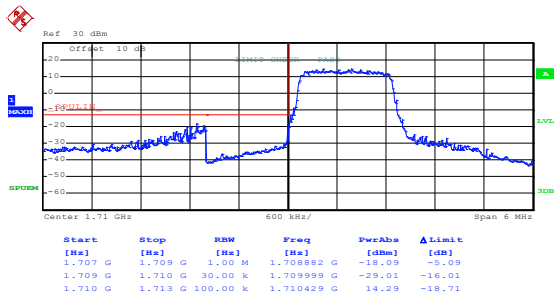
Lowest channel



Date: 14.DEC.2020 13:55:34

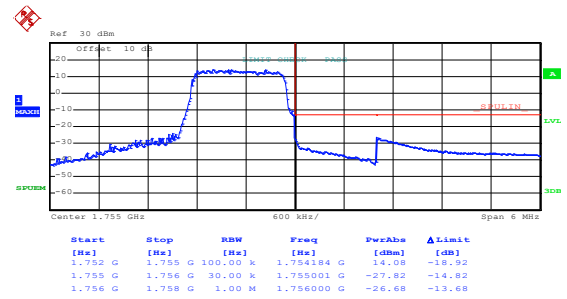
Highest channel

16QAM & RB Size 6



Date: 14.DEC.2020 13:55:03

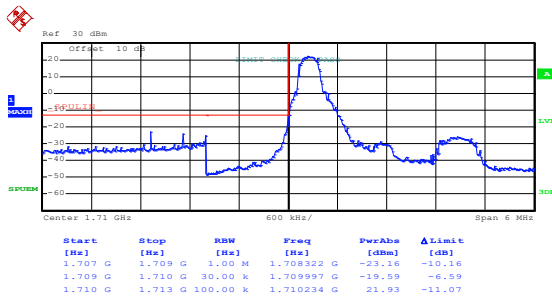
Lowest channel



Date: 14.DEC.2020 13:55:50

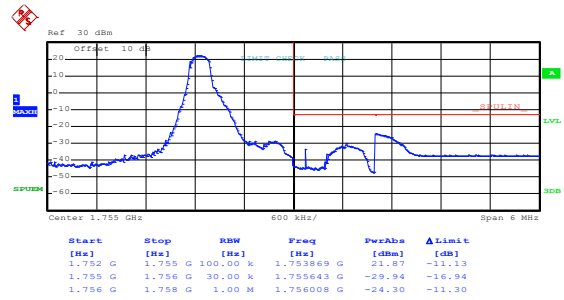
Highest channel

## LTE Band 4, BW: 1.4MHz QPSK & RB Size 1



Date: 14.DEC.2020 13:54:35

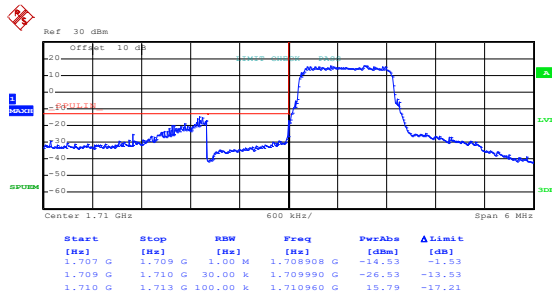
Lowest channel



Date: 14.DEC.2020 13:55:26

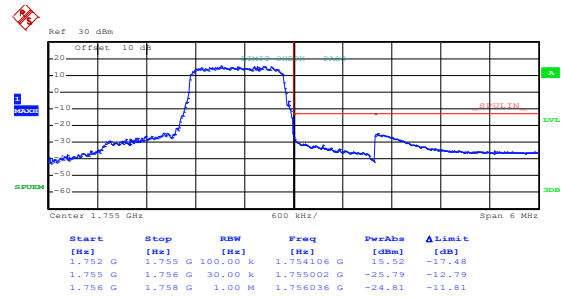
Highest channel

## QPSK & RB Size 6



Date: 14.DEC.2020 13:54:58

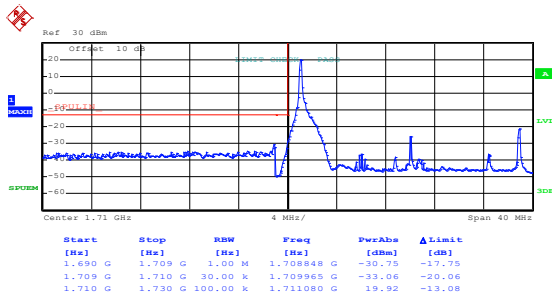
Lowest channel



Date: 14.DEC.2020 13:55:44

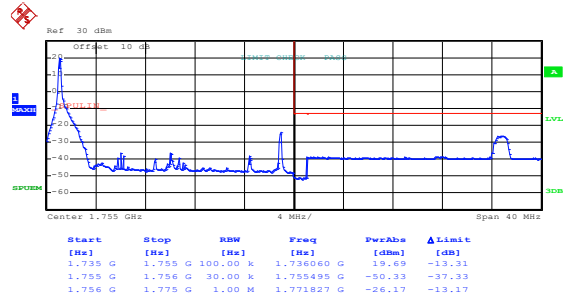
Highest channel

## LTE Band 4, BW: 20MHz 16QAM & RB Size 1



Date: 14.DEC.2020 13:56:54

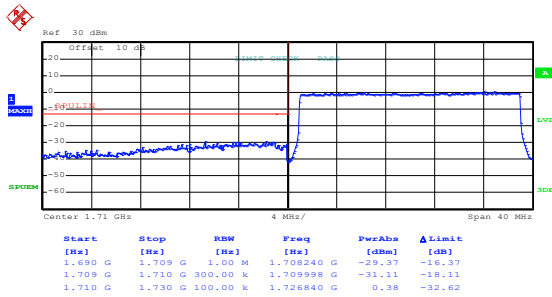
Lowest channel



Date: 14.DEC.2020 13:58:53

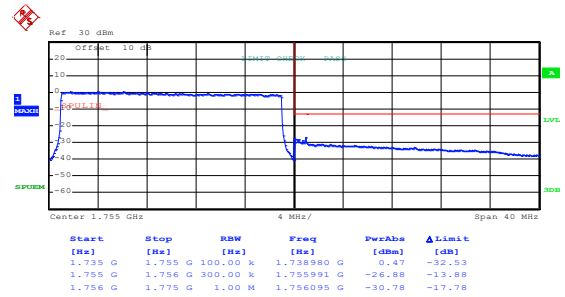
Highest channel

## 16QAM & RB Size 100



Date: 14.DEC.2020 13:57:14

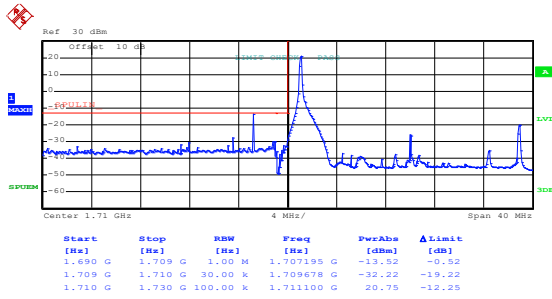
Lowest channel



Date: 14.DEC.2020 13:59:19

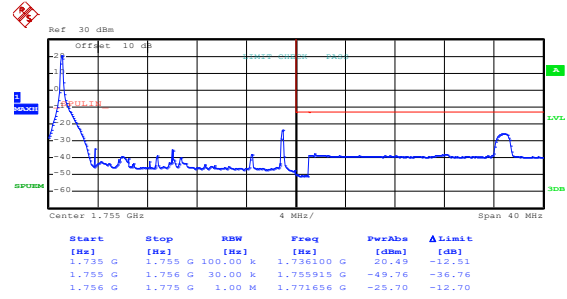
Highest channel

## LTE Band 4, BW: 20MHz QPSK & RB Size 1



Date: 14.DEC.2020 13:56:47

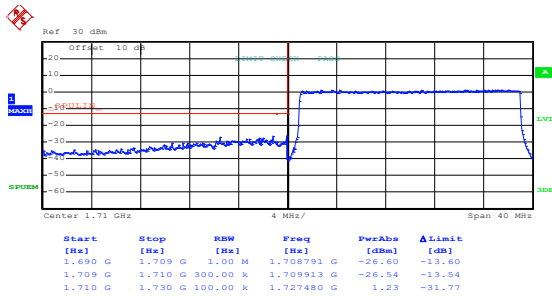
Lowest channel



Date: 14.DEC.2020 13:58:46

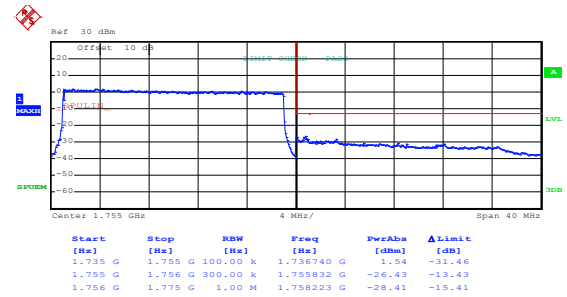
Highest channel

## QPSK & RB Size 100



Date: 14.DEC.2020 13:57:08

Lowest channel

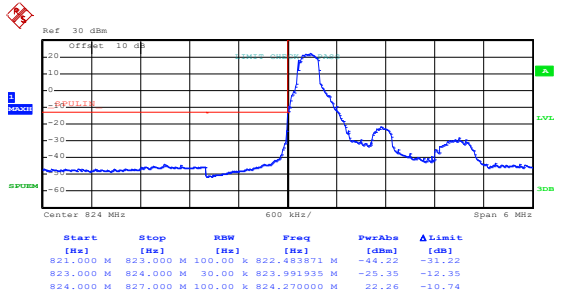


Date: 14.DEC.2020 13:59:12

Highest channel

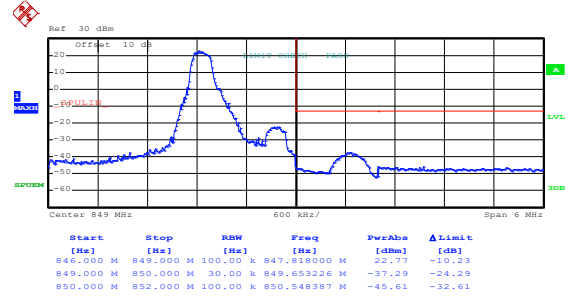
LTE Band 5 part:

LTE Band 5, BW: 1.4MHz  
16QAM & RB Size 1



Date: 14.DEC.2020 14:02:15

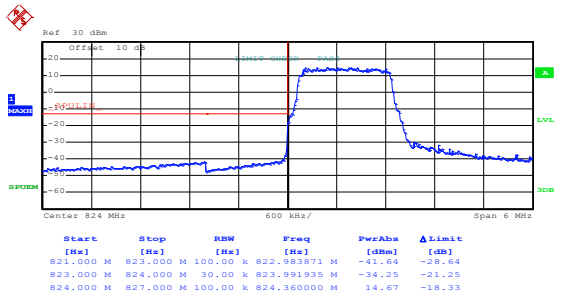
Lowest channel



Date: 14.DEC.2020 14:03:05

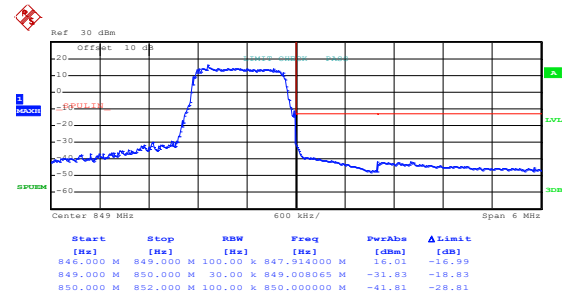
Highest channel

16QAM & RB Size 6



Date: 14.DEC.2020 14:02:35

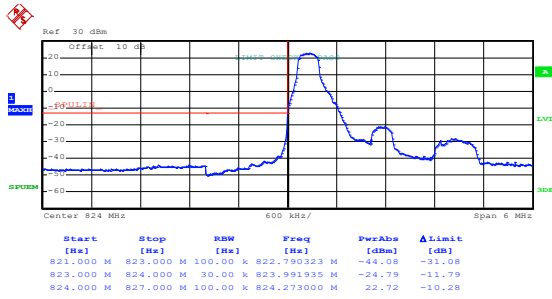
Lowest channel



Date: 14.DEC.2020 14:03:22

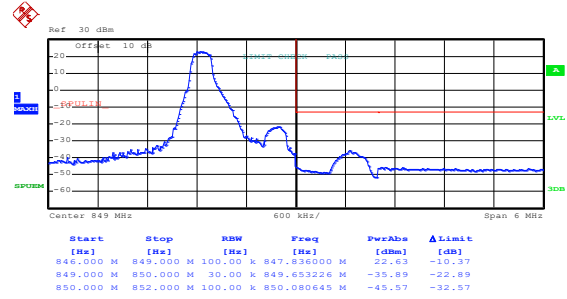
Highest channel

## LTE Band 5, BW: 1.4MHz QPSK & RB Size 1



Date: 14.DEC.2020 14:02:07

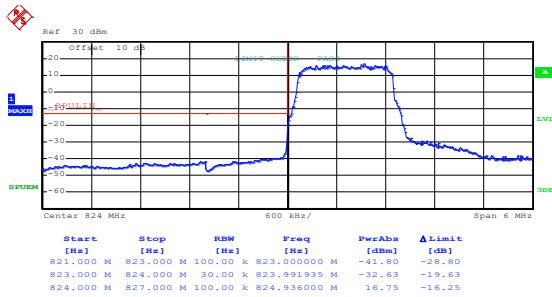
Lowest channel



Date: 14.DEC.2020 14:02:57

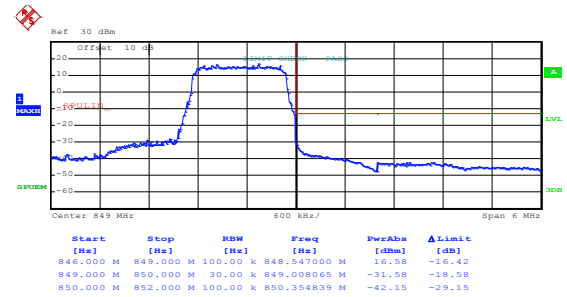
Highest channel

## QPSK & RB Size 6



Date: 14.DEC.2020 14:02:29

Lowest channel

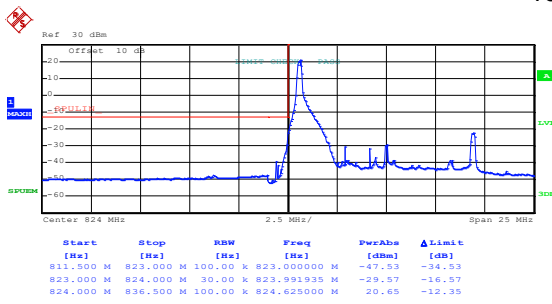


Date: 14.DEC.2020 14:03:15

Highest channel

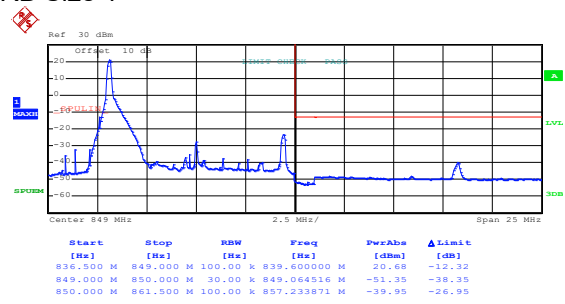


## LTE Band 5, BW: 10MHz 16QAM & RB Size 1



Date: 14.DEC.2020 14:04:33

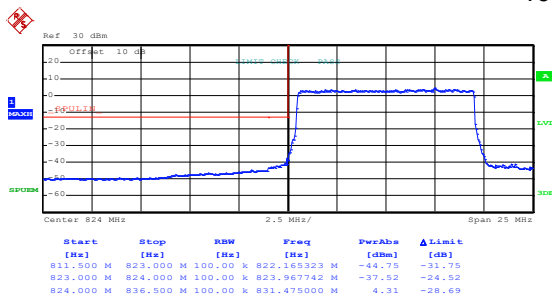
Lowest channel



Date: 14.DEC.2020 14:05:46

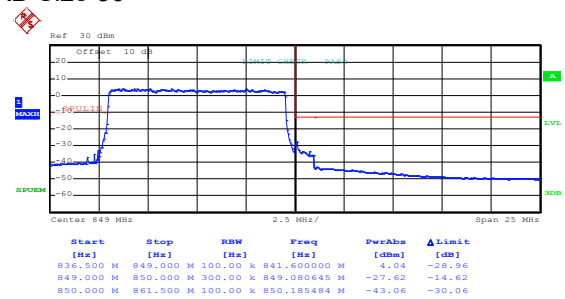
Highest channel

## 16QAM & RB Size 50



Date: 14.DEC.2020 14:04:55

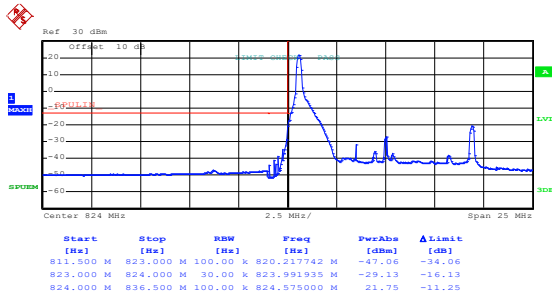
Lowest channel



Date: 14.DEC.2020 14:06:16

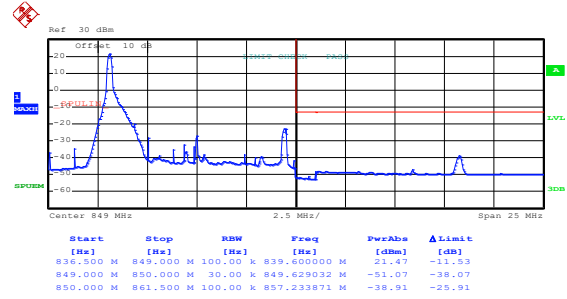
Highest channel

## LTE Band 5, BW: 10MHz QPSK & RB Size 1



Date: 14.DEC.2020 14:04:24

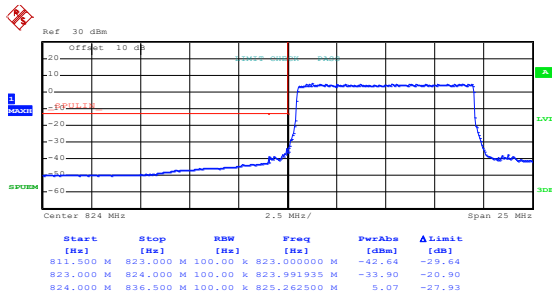
Lowest channel



Date: 14.DEC.2020 14:05:35

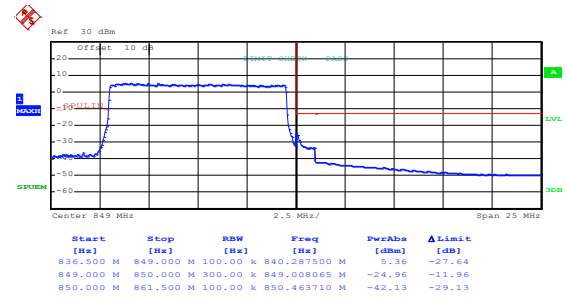
Highest channel

## QPSK & RB Size 50



Date: 14.DEC.2020 14:04:49

Lowest channel

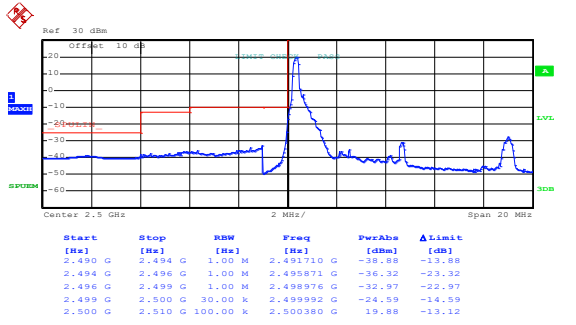


Date: 14.DEC.2020 14:06:09

Highest channel

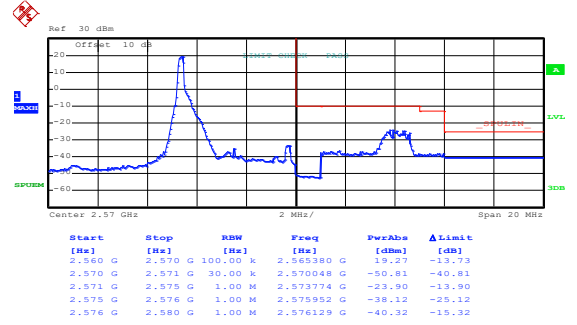
LTE Band 7 part:

LTE Band 7, BW: 5MHz  
16QAM & RB Size 1



Date: 14.DEC.2020 14:08:23

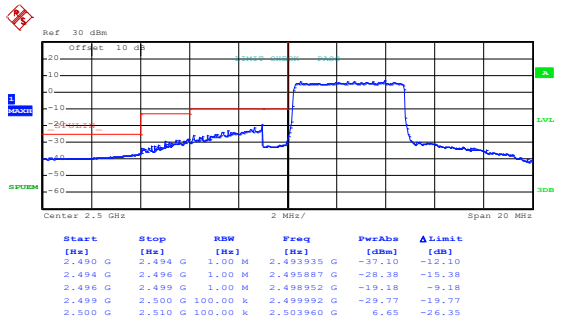
Lowest channel



Date: 14.DEC.2020 14:09:36

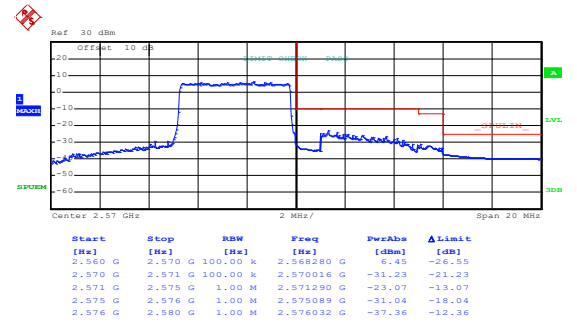
Highest channel

16QAM & RB Size 25



Date: 14.DEC.2020 14:08:49

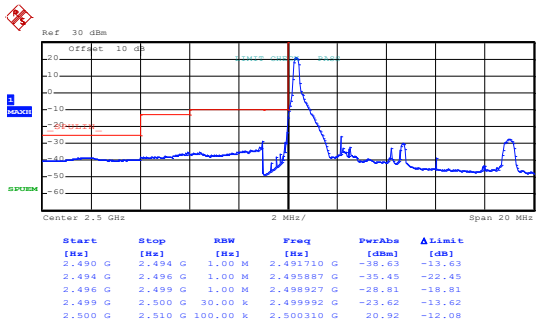
Lowest channel



Date: 14.DEC.2020 14:10:08

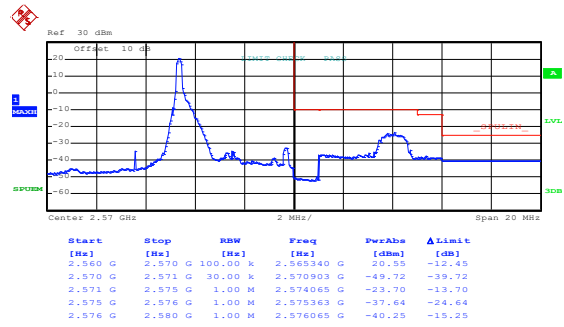
Highest channel

## LTE Band 7, BW: 5MHz QPSK & RB Size 1



Date: 14.DEC.2020 14:08:16

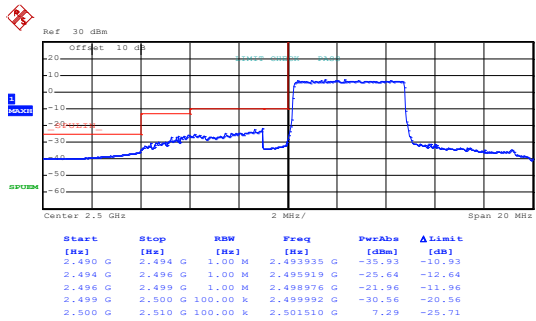
Lowest channel



Date: 14.DEC.2020 14:09:24

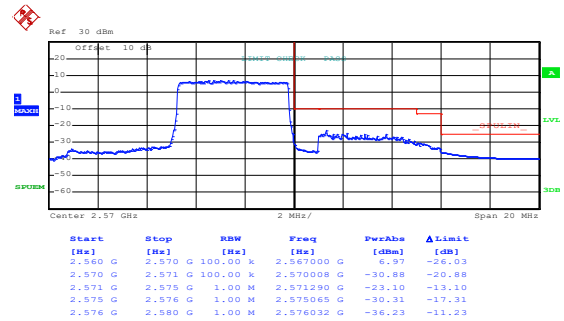
Highest channel

## QPSK & RB Size 25



Date: 14.DEC.2020 14:08:42

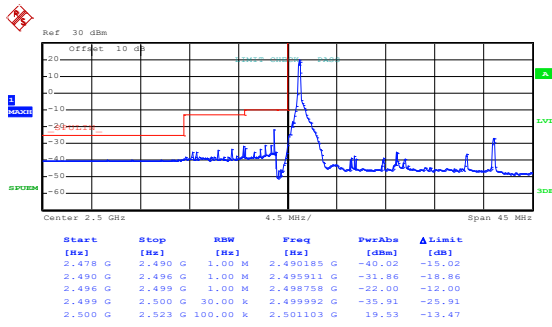
Lowest channel



Date: 14.DEC.2020 14:09:57

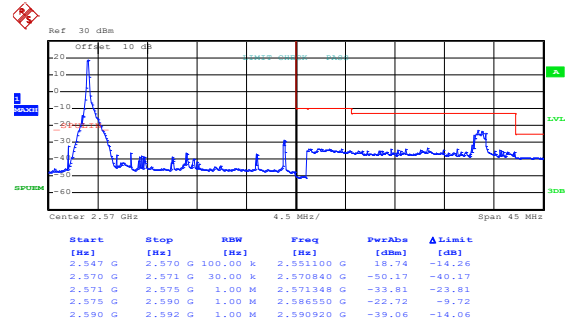
Highest channel

## LTE Band 7, BW: 20MHz 16QAM & RB Size 1



Date: 14.DEC.2020 14:11:26

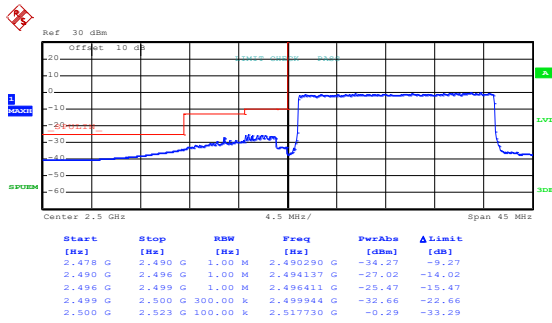
Lowest channel



Date: 14.DEC.2020 14:12:37

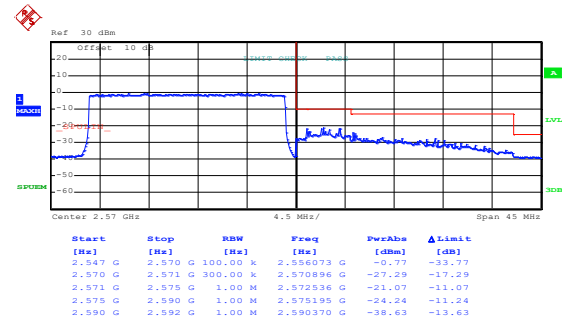
Highest channel

## 16QAM & RB Size 100



Date: 14.DEC.2020 14:11:52

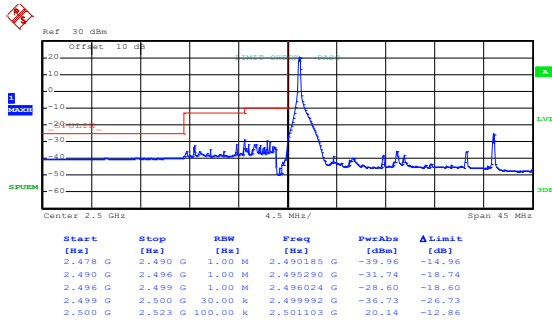
Lowest channel



Date: 14.DEC.2020 14:13:03

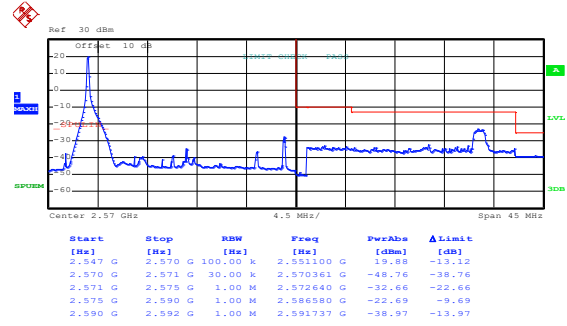
Highest channel

## LTE Band 7, BW: 20MHz QPSK & RB Size 1



Date: 14.DEC.2020 14:11:15

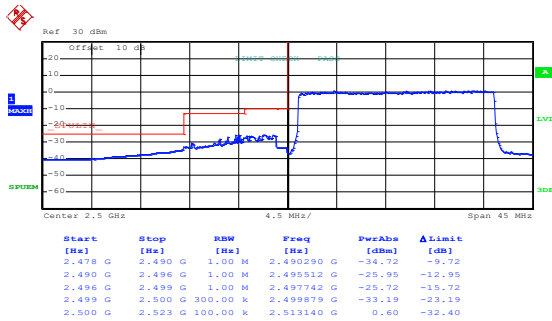
Lowest channel



Date: 14.DEC.2020 14:12:28

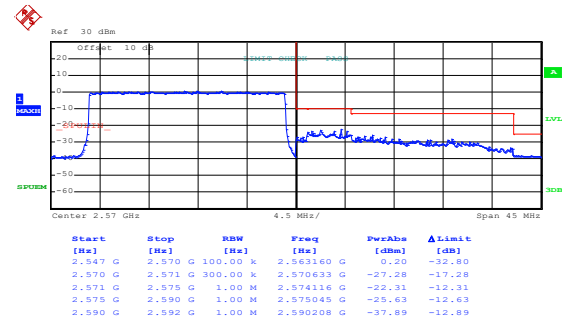
Highest channel

## QPSK & RB Size 100



Date: 14.DEC.2020 14:11:44

Lowest channel

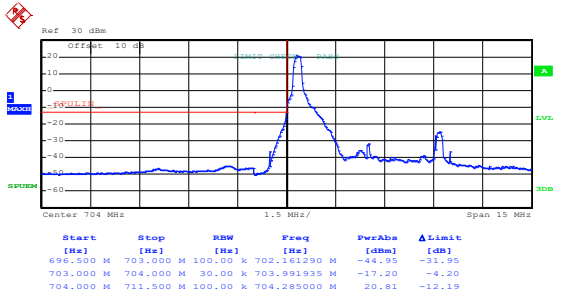


Date: 14.DEC.2020 14:12:54

Highest channel

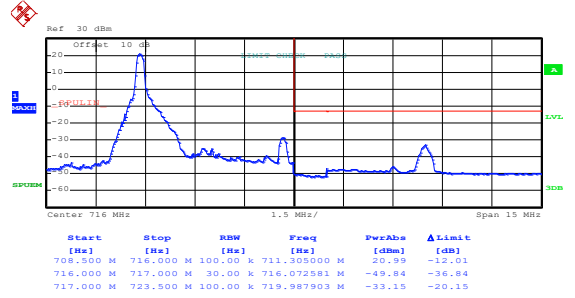
LTE Band 17 part:

LTE Band 17, BW: 5MHz  
16QAM & RB Size 1



Date: 14.DEC.2020 14:18:51

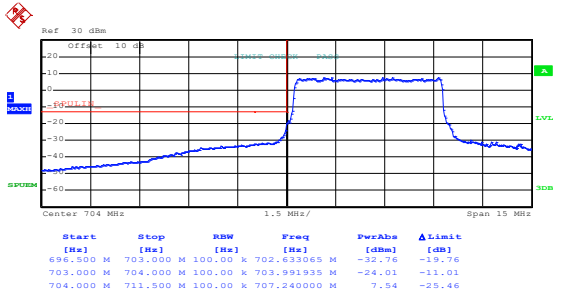
Lowest channel



Date: 14.DEC.2020 14:20:17

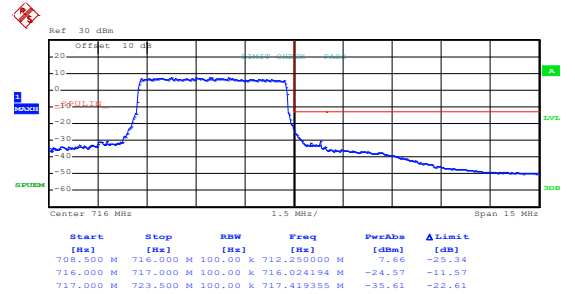
Highest channel

16QAM & RB Size 25



Date: 14.DEC.2020 14:19:27

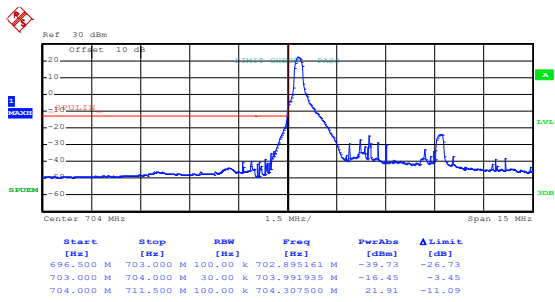
Lowest channel



Date: 14.DEC.2020 14:20:43

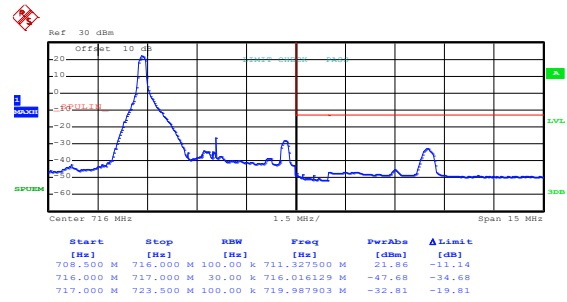
Highest channel

## LTE Band 17, BW: 5MHz QPSK & RB Size 1



Date: 14.DEC.2020 14:18:41

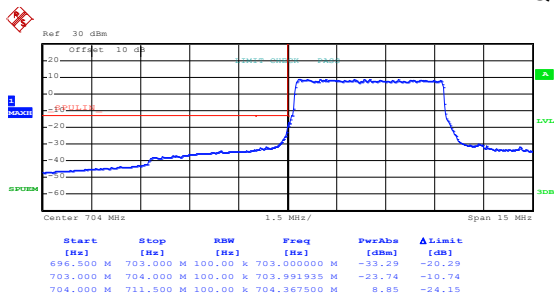
Lowest channel



Date: 14.DEC.2020 14:20:09

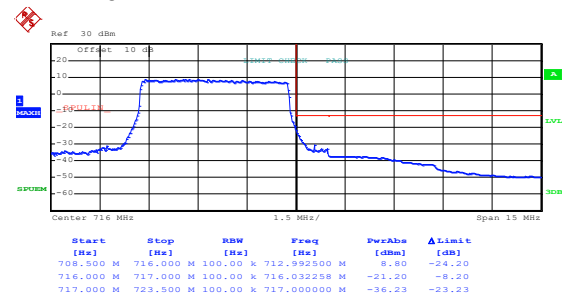
Highest channel

## QPSK & RB Size 25



Date: 14.DEC.2020 14:19:21

Lowest channel

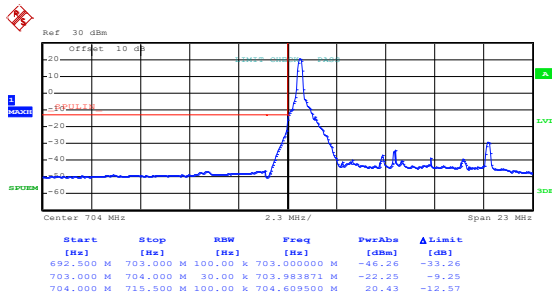


Date: 14.DEC.2020 14:20:37

Highest channel

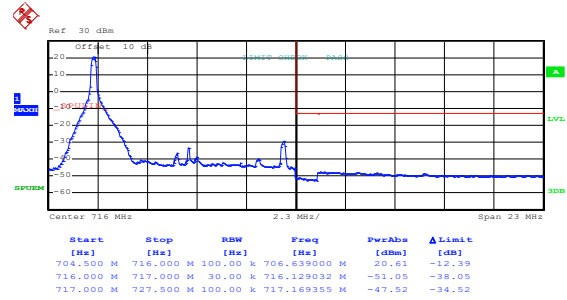


## LTE Band 17, BW: 10MHz 16QAM & RB Size 1



Date: 14.DEC.2020 14:22:05

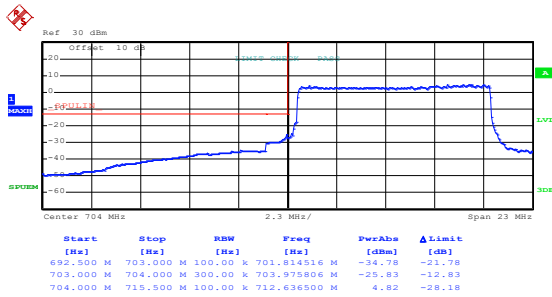
Lowest channel



Date: 14.DEC.2020 14:23:21

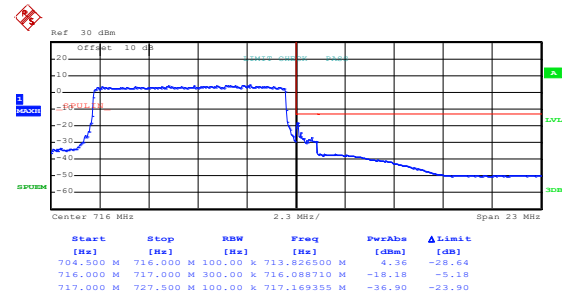
Highest channel

## 16QAM & RB Size 50



Date: 14.DEC.2020 14:22:28

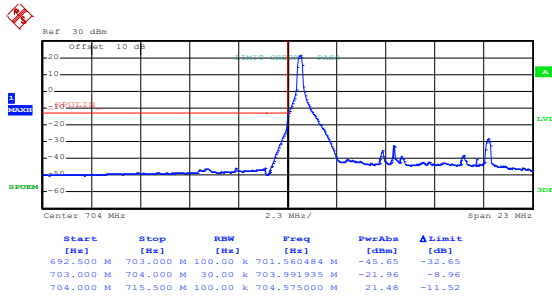
Lowest channel



Date: 14.DEC.2020 14:23:47

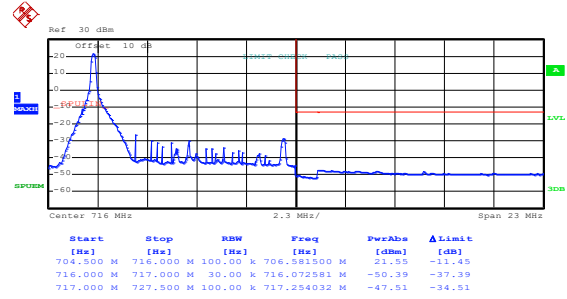
Highest channel

## LTE Band 17, BW: 10MHz QPSK & RB Size 1



Date: 14.DEC.2020 14:21:58

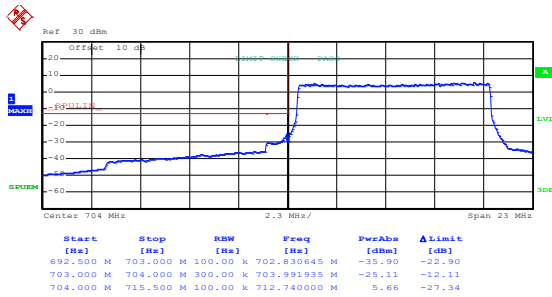
Lowest channel



Date: 14.DEC.2020 14:23:12

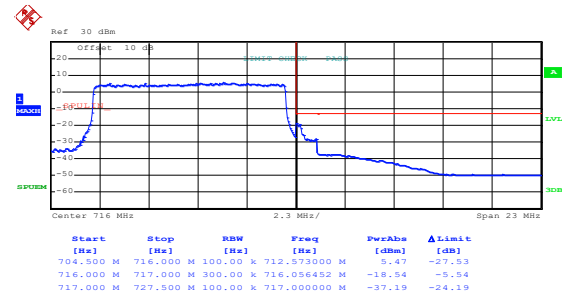
Highest channel

## QPSK & RB Size 50



Date: 14.DEC.2020 14:22:20

Lowest channel

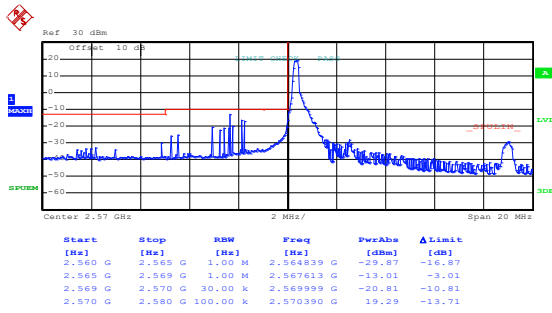


Date: 14.DEC.2020 14:23:39

Highest channel

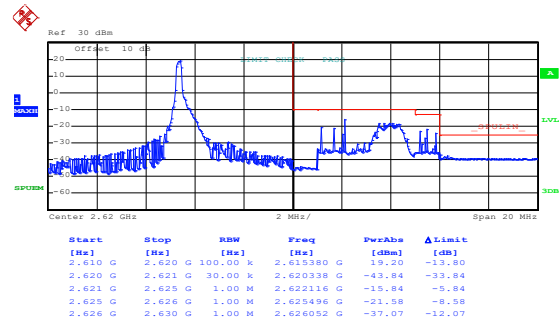
LTE Band 38 part:

LTE Band 38, BW: 5MHz  
16QAM & RB Size 1



Date: 14.DEC.2020 14:28:09

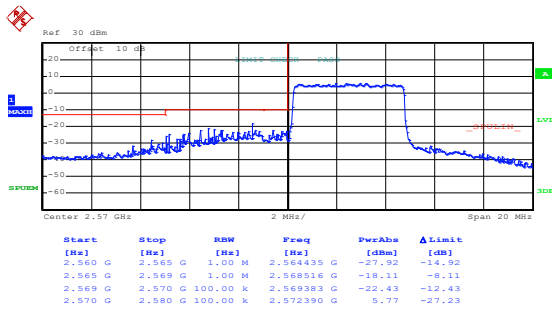
Lowest channel



Date: 14.DEC.2020 14:29:37

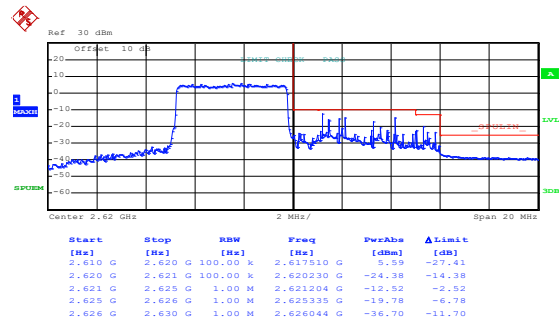
Highest channel

16QAM & RB Size 25



Date: 14.DEC.2020 14:28:47

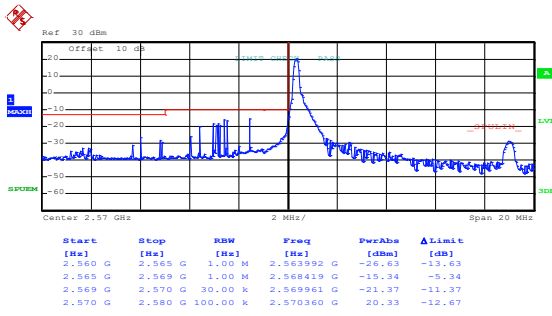
Lowest channel



Date: 14.DEC.2020 14:30:07

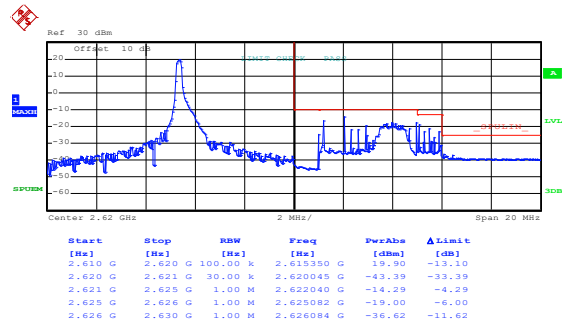
Highest channel

## LTE Band 38, BW: 5MHz QPSK & RB Size 1



Date: 14.DEC.2020 14:27:56

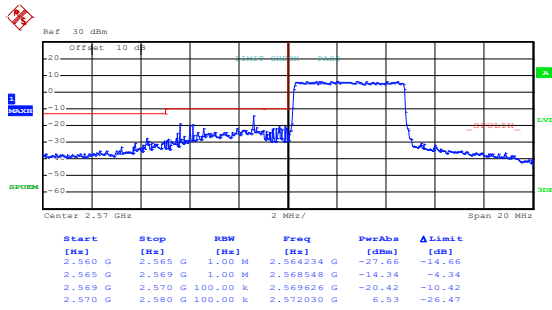
Lowest channel



Date: 14.DEC.2020 14:29:25

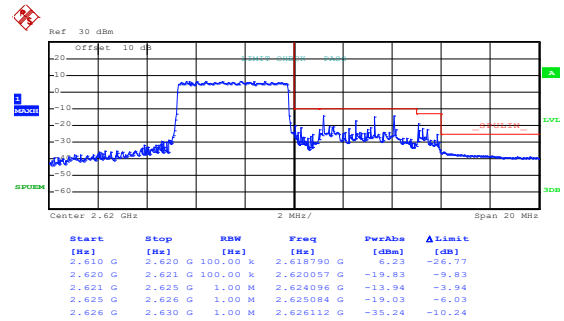
Highest channel

## QPSK & RB Size 25



Date: 14.DEC.2020 14:28:40

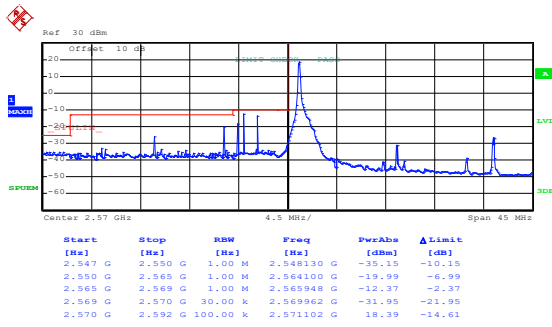
Lowest channel



Date: 14.DEC.2020 14:29:59

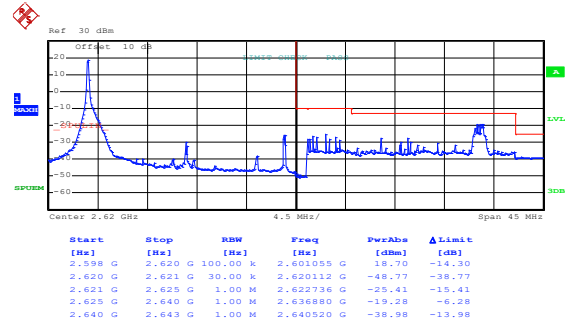
Highest channel

## LTE Band 38, BW: 20MHz 16QAM & RB Size 1



Date: 14.DEC.2020 15:05:37

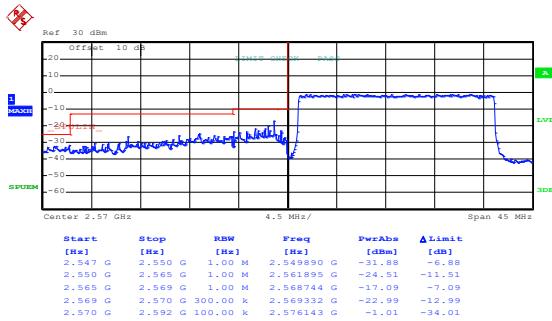
Lowest channel



Date: 14.DEC.2020 15:06:53

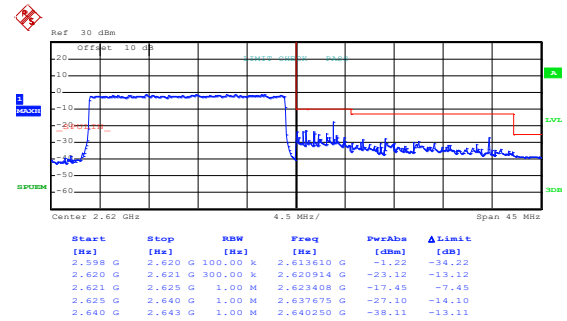
Highest channel

## 16QAM & RB Size 100



Date: 14.DEC.2020 15:06:03

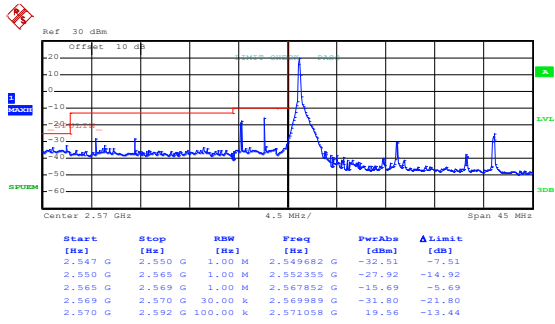
Lowest channel



Date: 14.DEC.2020 15:07:28

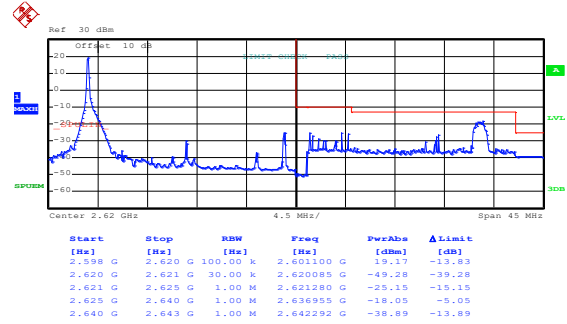
Highest channel

## LTE Band 38, BW: 20MHz QPSK & RB Size 1



Date: 14.DEC.2020 15:05:28

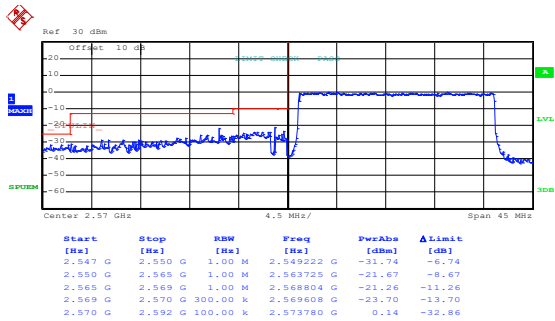
Lowest channel



Date: 14.DEC.2020 15:06:39

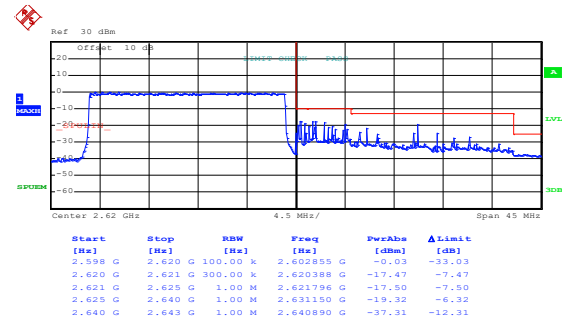
Highest channel

## QPSK & RB Size 100



Date: 14.DEC.2020 15:05:56

Lowest channel

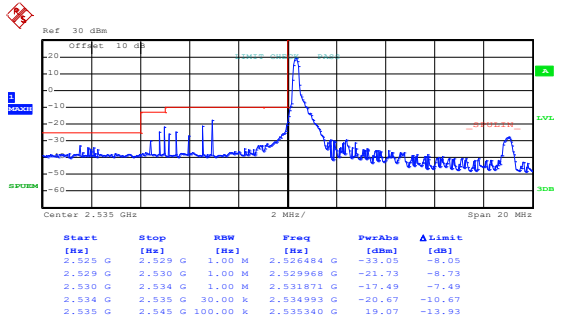


Date: 14.DEC.2020 15:07:17

Highest channel

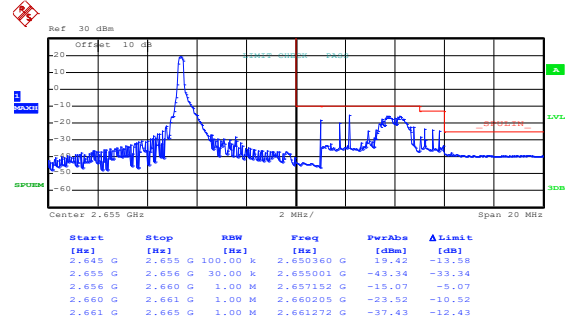
LTE Band 41 part:

LTE Band 41, BW: 5MHz  
16QAM & RB Size 1



Date: 14.DEC.2020 15:10:33

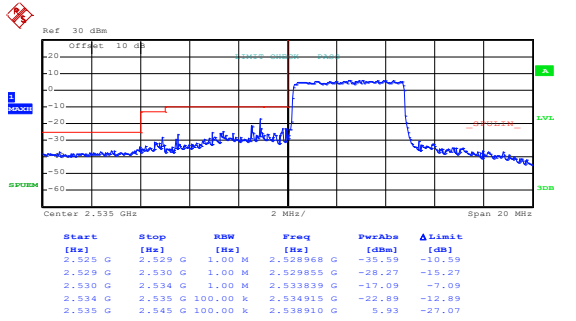
Lowest channel



Date: 14.DEC.2020 15:12:08

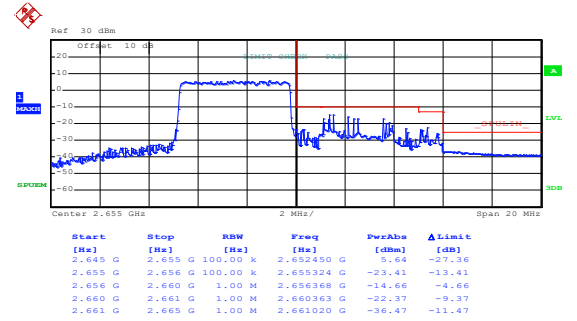
Highest channel

16QAM & RB Size 25



Date: 14.DEC.2020 15:11:00

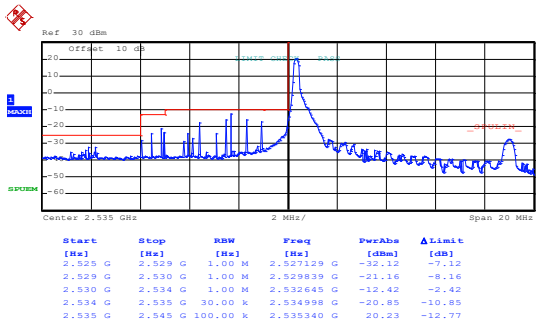
Lowest channel



Date: 14.DEC.2020 15:13:08

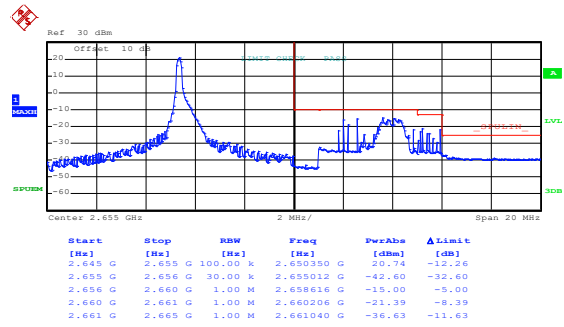
Highest channel

## LTE Band 41, BW: 5MHz QPSK & RB Size 1



Date: 14.DEC.2020 15:10:23

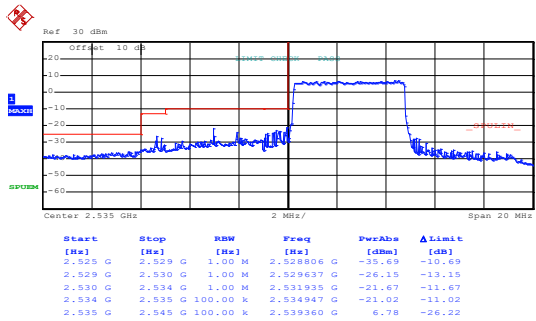
Lowest channel



Date: 14.DEC.2020 15:11:56

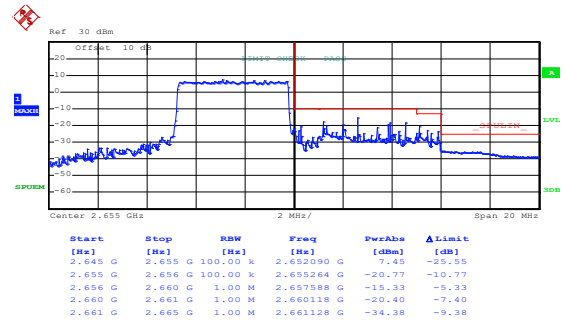
Highest channel

## QPSK & RB Size 25



Date: 14.DEC.2020 15:10:53

Lowest channel

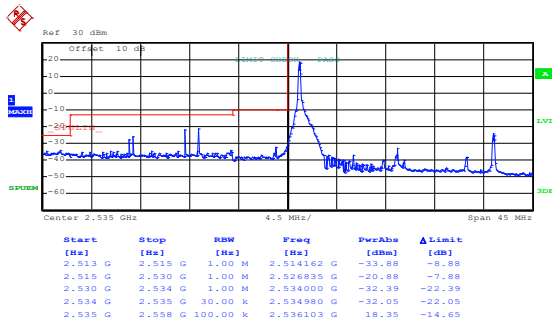


Date: 14.DEC.2020 15:12:54

Highest channel

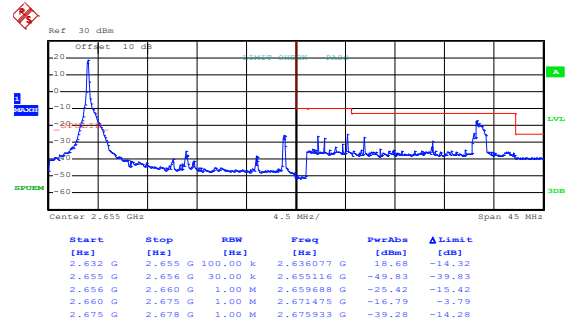


## LTE Band 41, BW: 20MHz 16QAM & RB Size 1



Date: 14.DEC.2020 15:15:17

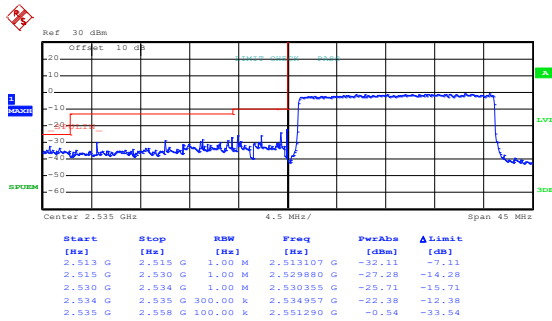
Lowest channel



Date: 14.DEC.2020 15:16:33

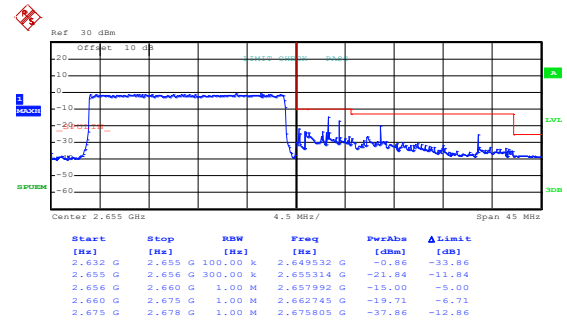
Highest channel

## 16QAM & RB Size 100



Date: 14.DEC.2020 15:15:48

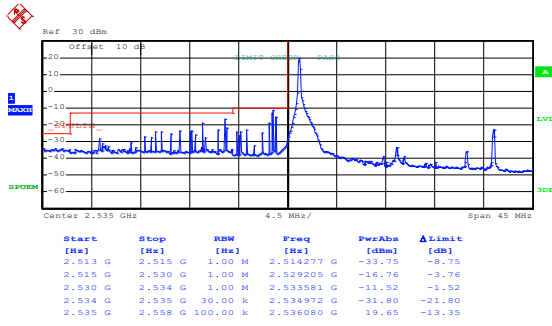
Lowest channel



Date: 14.DEC.2020 15:17:04

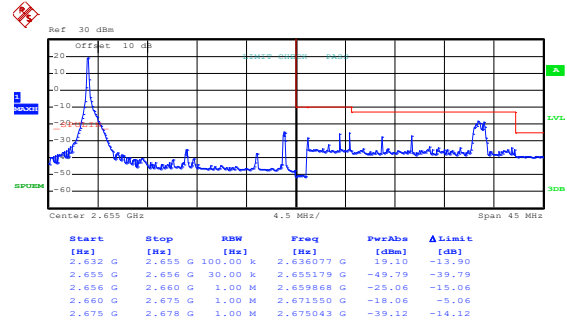
Highest channel

## LTE Band 41, BW: 20MHz QPSK & RB Size 1



Date: 14.DEC.2020 15:15:09

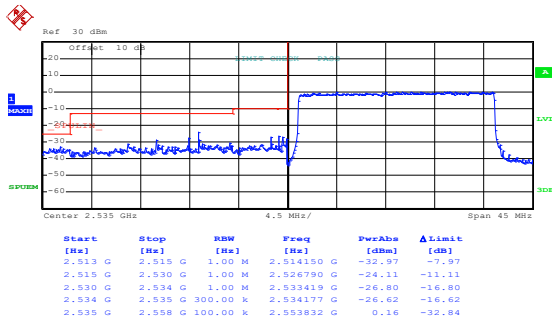
Lowest channel



Date: 14.DEC.2020 15:16:21

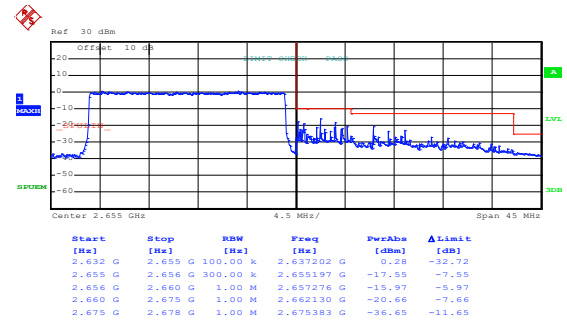
Highest channel

## QPSK & RB Size 100



Date: 14.DEC.2020 15:15:39

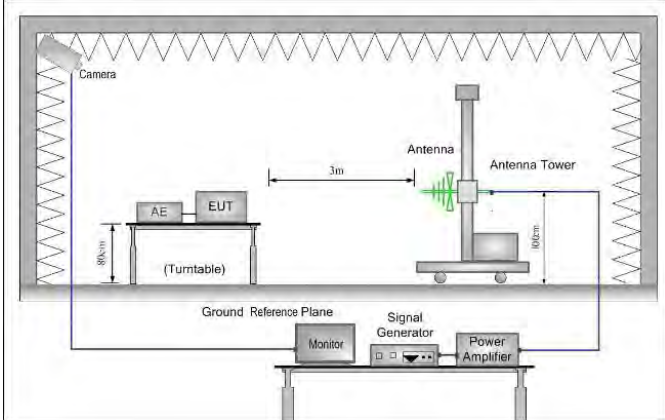
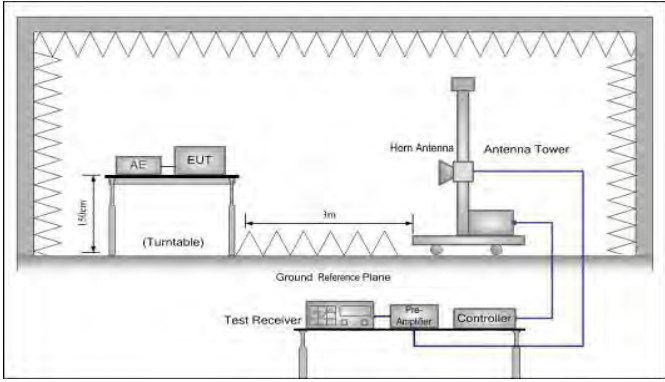
Lowest channel



Date: 14.DEC.2020 15:16:52

Highest channel

### 6.5 Field strength of spurious radiation measurement

<p>Test Requirement:</p>	<p>Part 22.917(a), Part 24.238 (a), Part 27.53(g), Part 27.53(m), Part 27.53(h)</p>
<p>Limit:</p>	<p>LTE Band 2 &amp; 4 &amp; 5 &amp; 17:          The power of any emission outside a licensee's frequency block shall be attenuated below the transmitter power (P) in watts by at least <math>43 + 10 \log_{10}(P)</math> dB (-13 dBm).          LTE Band 7&amp;38&amp;41:          For mobile digital stations, the attenuation factor shall be not less than <math>40 + 10 \log (P)</math> dB on all frequencies between the channel edge and 5 megahertz from the channel edge, <math>43 + 10 \log (P)</math> dB on all frequencies between 5 megahertz and X megahertz from the channel edge, and <math>55 + 10 \log (P)</math> dB on all frequencies more than X megahertz from the channel edge, where X is the greater of 6 megahertz or the actual emission bandwidth as defined in paragraph (m)(6) of this section. In addition, the attenuation factor shall not be less that <math>43 + 10 \log (P)</math> dB on all frequencies between 2490.5 MHz and 2496 MHz and <math>55 + 10 \log (P)</math> dB at or below 2490.5 MHz.</p>
<p>Test setup:</p>	<p>Below 1GHz</p>  <p>Above 1GHz</p> 
<p>Test Procedure:</p>	<ol style="list-style-type: none"> <li>1. The EUT was placed on the top of a rotating table 0.8m(below 1GHz)/1.5m(above 1GHz) above the ground at a 3 meter camber. The radiated emission at the fundamental frequency was measured at 3 m with a test antenna and EMI spectrum analyzer.</li> <li>2. During the tests, the antenna height and the EUT azimuth were varied in order to identify the maximum level of emissions from the EUT. This maximization process was repeated with the EUT positioned in each of its three orthogonal orientations.</li> <li>3. The frequency range up to tenth harmonic was investigated for each of three fundamental frequency (low, middle and high channels).</li> </ol>

	<p>Once spurious emission was identified, the power of the emission was determined using the substitution method.</p> <p>4. The spurious emissions attenuation was calculated as the difference between radiated power at the fundamental frequency and the spurious emissions frequency.</p> <p>ERP / EIRP = S.G. output (dBm) + Antenna Gain(dB/dBi) – Cable Loss (dB)</p>
Test Instruments:	Refer to section 5.10 for details
Test mode:	Refer to section 5.3 for details.
Test results:	Passed

**Measurement Data:**
**LTE Band 2 part:**

<b>Band 2 (1.4MHz)</b>							
<b>Lowest channel</b>							
Frequency (MHz)	Level at antenna terminals (dBm)	Substitute antenna gain (dBi)	Cable Loss (dBi)	Spurious Emission level (dBm)	Limit Line (dBm)	Over Limit (dBm)	Polarization
3701.40	-48.09	12.64	0.75	-36.20	-13.00	-23.20	Vertical
5552.10	-54.00	12.76	1.13	-42.37	-13.00	-29.37	Vertical
7402.00	-48.22	11.44	1.63	-38.41	-13.00	-25.41	Vertical
3701.40	-48.92	12.64	0.75	-37.03	-13.00	-24.03	Horizontal
5552.10	-55.16	12.76	1.13	-43.53	-13.00	-30.53	Horizontal
7402.00	-49.68	11.44	1.63	-39.87	-13.00	-26.87	Horizontal
<b>Middle channel</b>							
Frequency (MHz)	Level at antenna terminals (dBm)	Substitute antenna gain (dBi)	Cable Loss (dBi)	Spurious Emission level (dBm)	Limit Line (dBm)	Over Limit (dBm)	Polarization
3760.00	-47.57	12.71	0.79	-35.65	-13.00	-22.65	Vertical
5640.00	-52.87	12.87	1.15	-41.15	-13.00	-28.15	Vertical
7520.00	-48.47	11.48	1.66	-38.65	-13.00	-25.65	Vertical
3760.00	-48.52	12.71	0.79	-36.60	-13.00	-23.60	Horizontal
5640.00	-54.31	12.87	1.15	-42.59	-13.00	-29.59	Horizontal
7520.00	-49.93	11.48	1.66	-40.11	-13.00	-27.11	Horizontal
<b>Highest channel</b>							
Frequency (MHz)	Level at antenna terminals (dBm)	Substitute antenna gain (dBi)	Cable Loss (dBi)	Spurious Emission level (dBm)	Limit Line (dBm)	Over Limit (dBm)	Polarization
3816.60	-48.62	12.78	0.81	-36.65	-13.00	-23.65	Vertical
5724.90	-54.29	12.97	1.19	-42.51	-13.00	-29.51	Vertical
7633.20	-47.28	11.34	1.71	-37.65	-13.00	-24.65	Vertical
3816.60	-47.11	12.78	0.81	-35.14	-13.00	-22.14	Horizontal
5724.90	-52.96	12.97	1.19	-41.18	-13.00	-28.18	Horizontal
7633.20	-49.59	11.34	1.71	-39.96	-13.00	-26.96	Horizontal
<i>Remark:</i>							
<i>The emission levels of below 1 GHz are lower than the limit 20dB and not show in test report.</i>							

<b>Band 2 (20MHz)</b>							
<b>Lowest channel</b>							
Frequency (MHz)	Level at antenna terminals (dBm)	Substitute antenna gain (dBi)	Cable Loss (dBi)	Spurious Emission level (dBm)	Limit Line (dBm)	Over Limit (dBm)	Polarization
3720.00	-47.54	12.66	0.77	-35.65	-13.00	-22.65	Vertical
5580.00	-53.07	12.80	1.15	-41.42	-13.00	-28.42	Vertical
7440.00	-46.44	11.46	1.64	-36.62	-13.00	-23.62	Vertical
3720.00	-50.54	12.66	0.77	-38.65	-13.00	-25.65	Horizontal
5580.00	-54.16	12.80	1.15	-42.51	-13.00	-29.51	Horizontal
7440.00	-47.80	11.46	1.64	-37.98	-13.00	-24.98	Horizontal
<b>Middle channel</b>							
Frequency (MHz)	Level at antenna terminals (dBm)	Substitute antenna gain (dBi)	Cable Loss (dBi)	Spurious Emission level (dBm)	Limit Line (dBm)	Over Limit (dBm)	Polarization
3760.00	-46.44	12.71	0.79	-34.52	-13.00	-21.52	Vertical
5640.00	-53.90	12.87	1.15	-42.18	-13.00	-29.18	Vertical
7520.00	-46.44	11.48	1.66	-36.62	-13.00	-23.62	Vertical
3760.00	-47.44	12.71	0.79	-35.52	-13.00	-22.52	Horizontal
5640.00	-52.87	12.87	1.15	-41.15	-13.00	-28.15	Horizontal
7520.00	-49.80	11.48	1.66	-39.98	-13.00	-26.98	Horizontal
<b>Highest channel</b>							
Frequency (MHz)	Level at antenna terminals (dBm)	Substitute antenna gain (dBi)	Cable Loss (dBi)	Spurious Emission level (dBm)	Limit Line (dBm)	Over Limit (dBm)	Polarization
3800.00	-47.62	12.76	0.79	-35.65	-13.00	-22.65	Vertical
5700.00	-53.18	12.94	1.18	-41.42	-13.00	-28.42	Vertical
7600.00	-46.34	11.38	1.69	-36.65	-13.00	-23.65	Vertical
3800.00	-47.95	12.76	0.79	-35.98	-13.00	-22.98	Horizontal
5700.00	-54.27	12.94	1.18	-42.51	-13.00	-29.51	Horizontal
7600.00	-48.48	11.38	1.69	-38.79	-13.00	-25.79	Horizontal
<i>Remark:</i>							
<i>The emission levels of below 1 GHz are lower than the limit 20dB and not show in test report.</i>							

**LTE Band 4 part:**

<b>Band 4 (1.4MHz)</b>							
<b>Lowest channel</b>							
Frequency (MHz)	Level at antenna terminals (dBm)	Substitute antenna gain (dBi)	Cable Loss (dBi)	Spurious Emission level (dBm)	Limit Line (dBm)	Over Limit (dBm)	Polarization
3421.40	-55.14	12.24	0.70	-43.60	-13.00	-30.60	Vertical
5132.10	-54.16	12.92	1.01	-42.25	-13.00	-29.25	Vertical
6842.80	-49.83	11.42	1.53	-39.94	-13.00	-26.94	Vertical
3421.40	-51.49	12.24	0.70	-39.95	-13.00	-26.95	Horizontal
5132.10	-53.43	12.92	1.01	-41.52	-13.00	-28.52	Horizontal
6842.80	-48.65	11.42	1.53	-38.76	-13.00	-25.76	Horizontal
<b>Middle channel</b>							
Frequency (MHz)	Level at antenna terminals (dBm)	Substitute antenna gain (dBi)	Cable Loss (dBi)	Spurious Emission level (dBm)	Limit Line (dBm)	Over Limit (dBm)	Polarization
3465.00	-54.13	12.33	0.72	-42.52	-13.00	-29.52	Vertical
5197.50	-53.14	12.88	1.04	-41.30	-13.00	-28.30	Vertical
6930.00	-48.23	11.30	1.56	-38.49	-13.00	-25.49	Vertical
3465.00	-48.23	12.33	0.72	-36.62	-13.00	-23.62	Horizontal
5197.50	-54.36	12.88	1.04	-42.52	-13.00	-29.52	Horizontal
6930.00	-47.72	11.30	1.56	-37.98	-13.00	-24.98	Horizontal
<b>Highest channel</b>							
Frequency (MHz)	Level at antenna terminals (dBm)	Substitute antenna gain (dBi)	Cable Loss (dBi)	Spurious Emission level (dBm)	Limit Line (dBm)	Over Limit (dBm)	Polarization
3508.60	-53.19	12.41	0.74	-41.52	-13.00	-28.52	Vertical
5262.90	-54.30	12.84	1.07	-42.53	-13.00	-29.53	Vertical
7017.20	-49.58	11.21	1.58	-39.95	-13.00	-26.95	Vertical
3508.60	-47.41	12.41	0.74	-35.74	-13.00	-22.74	Horizontal
5262.90	-48.42	12.84	1.07	-36.65	-13.00	-23.65	Horizontal
7017.20	-45.80	11.21	1.58	-36.17	-13.00	-23.17	Horizontal
<i>Remark:</i>							
<i>The emission levels of below 1 GHz are lower than the limit 20dB and not show in test report.</i>							

<b>Band 4 (20MHz)</b>							
<b>Lowest channel</b>							
Frequency (MHz)	Level at antenna terminals (dBm)	Substitute antenna gain (dBi)	Cable Loss (dBi)	Spurious Emission level (dBm)	Limit Line (dBm)	Over Limit (dBm)	Polarization
3440.00	-54.09	12.28	0.71	-42.52	-13.00	-29.52	Vertical
5160.00	-53.23	12.90	1.03	-41.36	-13.00	-28.36	Vertical
6880.00	-48.48	11.37	1.54	-38.65	-13.00	-25.65	Vertical
3440.00	-48.22	12.28	0.71	-36.65	-13.00	-23.65	Horizontal
5160.00	-49.28	12.90	1.03	-37.41	-13.00	-24.41	Horizontal
6880.00	-48.60	11.37	1.54	-38.77	-13.00	-25.77	Horizontal
<b>Middle channel</b>							
Frequency (MHz)	Level at antenna terminals (dBm)	Substitute antenna gain (dBi)	Cable Loss (dBi)	Spurious Emission level (dBm)	Limit Line (dBm)	Over Limit (dBm)	Polarization
3465.00	-53.13	12.33	0.72	-41.52	-13.00	-28.52	Vertical
5197.50	-51.49	12.88	1.04	-39.65	-13.00	-26.65	Vertical
6930.00	-48.21	11.30	1.56	-38.47	-13.00	-25.47	Vertical
3465.00	-48.26	12.33	0.72	-36.65	-13.00	-23.65	Horizontal
5197.50	-53.36	12.88	1.04	-41.52	-13.00	-28.52	Horizontal
6930.00	-48.71	11.30	1.56	-38.97	-13.00	-25.97	Horizontal
<b>Highest channel</b>							
Frequency (MHz)	Level at antenna terminals (dBm)	Substitute antenna gain (dBi)	Cable Loss (dBi)	Spurious Emission level (dBm)	Limit Line (dBm)	Over Limit (dBm)	Polarization
3490.00	-54.17	12.38	0.73	-42.52	-13.00	-29.52	Vertical
5235.00	-53.16	12.86	1.06	-41.36	-13.00	-28.36	Vertical
6980.00	-49.61	11.23	1.57	-39.95	-13.00	-26.95	Vertical
3490.00	-48.29	12.38	0.73	-36.64	-13.00	-23.64	Horizontal
5235.00	-49.28	12.86	1.06	-37.48	-13.00	-24.48	Horizontal
6980.00	-48.61	11.23	1.57	-38.95	-13.00	-25.95	Horizontal
<i>Remark:</i>							
<i>The emission levels of below 1 GHz are lower than the limit 20dB and not show in test report.</i>							



<b>Band 5 (1.4MHz)</b>							
<b>Lowest channel</b>							
Frequency (MHz)	Level at antenna terminals (dBm)	Substitute antenna gain (dBi)	Cable Loss (dBi)	Spurious Emission level (dBm)	Limit Line (dBm)	Over Limit (dBm)	Polarization
1649.40	-65.99	9.57	0.20	-56.62	-13.00	-43.62	Vertical
2474.10	-62.86	10.86	0.43	-52.43	-13.00	-39.43	Vertical
3298.80	-56.55	12.00	0.64	-45.19	-13.00	-32.19	Vertical
1649.40	-64.80	9.57	0.20	-55.43	-13.00	-42.43	Horizontal
2474.10	-62.32	10.86	0.43	-51.89	-13.00	-38.89	Horizontal
3298.80	-62.17	12.00	0.64	-50.81	-13.00	-37.81	Horizontal
<b>Middle channel</b>							
Frequency (MHz)	Level at antenna terminals (dBm)	Substitute antenna gain (dBi)	Cable Loss (dBi)	Spurious Emission level (dBm)	Limit Line (dBm)	Over Limit (dBm)	Polarization
1673.30	-64.96	9.66	0.22	-55.52	-13.00	-42.52	Vertical
2509.50	-61.88	10.91	0.46	-51.43	-13.00	-38.43	Vertical
3346.00	-58.08	12.09	0.66	-46.65	-13.00	-33.65	Vertical
1673.30	-63.09	9.66	0.22	-53.65	-13.00	-40.65	Horizontal
2509.50	-60.40	10.91	0.46	-49.95	-13.00	-36.95	Horizontal
3346.00	-60.20	12.09	0.66	-48.77	-13.00	-35.77	Horizontal
<b>Highest channel</b>							
Frequency (MHz)	Level at antenna terminals (dBm)	Substitute antenna gain (dBi)	Cable Loss (dBi)	Spurious Emission level (dBm)	Limit Line (dBm)	Over Limit (dBm)	Polarization
1696.60	-64.03	9.74	0.23	-54.52	-13.00	-41.52	Vertical
2544.90	-60.10	10.94	0.49	-49.65	-13.00	-36.65	Vertical
3393.20	-58.13	12.19	0.68	-46.62	-13.00	-33.62	Vertical
1696.60	-60.97	9.74	0.23	-51.46	-13.00	-38.46	Horizontal
2544.90	-59.34	10.94	0.49	-48.89	-13.00	-35.89	Horizontal
3393.20	-59.24	12.19	0.68	-47.73	-13.00	-34.73	Horizontal
<i>Remark:</i>							
<i>The emission levels of below 1 GHz are lower than the limit 20dB and not show in test report.</i>							

<b>Band 5 (10MHz)</b>							
<b>Lowest channel</b>							
Frequency (MHz)	Level at antenna terminals (dBm)	Substitute antenna gain (dBi)	Cable Loss (dBi)	Spurious Emission level (dBm)	Limit Line (dBm)	Over Limit (dBm)	Polarization
1658.00	-65.01	9.60	0.21	-55.62	-13.00	-42.62	Vertical
2487.00	-61.86	10.88	0.45	-51.43	-13.00	-38.43	Vertical
3316.00	-58.03	12.03	0.65	-46.65	-13.00	-33.65	Vertical
1658.00	-63.89	9.60	0.21	-54.50	-13.00	-41.50	Horizontal
2487.00	-63.20	10.88	0.45	-52.77	-13.00	-39.77	Horizontal
3316.00	-61.36	12.03	0.65	-49.98	-13.00	-36.98	Horizontal
<b>Middle channel</b>							
Frequency (MHz)	Level at antenna terminals (dBm)	Substitute antenna gain (dBi)	Cable Loss (dBi)	Spurious Emission level (dBm)	Limit Line (dBm)	Over Limit (dBm)	Polarization
1673.30	-63.97	9.66	0.21	-54.52	-13.00	-41.52	Vertical
2509.50	-60.10	10.91	0.46	-49.65	-13.00	-36.65	Vertical
3346.00	-56.96	12.09	0.66	-45.53	-13.00	-32.53	Vertical
1673.30	-62.10	9.66	0.21	-52.65	-13.00	-39.65	Horizontal
2509.50	-58.23	10.91	0.46	-47.78	-13.00	-34.78	Horizontal
3346.00	-58.41	12.09	0.66	-46.98	-13.00	-33.98	Horizontal
<b>Highest channel</b>							
Frequency (MHz)	Level at antenna terminals (dBm)	Substitute antenna gain (dBi)	Cable Loss (dBi)	Spurious Emission level (dBm)	Limit Line (dBm)	Over Limit (dBm)	Polarization
1688.00	-63.13	9.71	0.23	-53.65	-13.00	-40.65	Vertical
2532.00	-60.43	10.93	0.48	-49.98	-13.00	-36.98	Vertical
3376.00	-56.99	12.15	0.67	-45.51	-13.00	-32.51	Vertical
1688.00	-56.86	9.71	0.23	-47.38	-13.00	-34.38	Horizontal
2532.00	-57.38	10.93	0.48	-46.93	-13.00	-33.93	Horizontal
3376.00	-57.29	12.15	0.67	-45.81	-13.00	-32.81	Horizontal
<i>Remark:</i>							
<i>The emission levels of below 1 GHz are lower than the limit 20dB and not show in test report.</i>							

**LTE Band 7 part:**

<b>Band 7 (5MHz)</b>							
<b>Lowest channel</b>							
Frequency (MHz)	Level at antenna terminals (dBm)	Substitute antenna gain (dBi)	Cable Loss (dBi)	Spurious Emission level (dBm)	Limit Line (dBm)	Over Limit (dBm)	Polarization
5005.00	-57.88	13.00	0.94	-45.82	-25.00	-20.82	Vertical
7507.50	-46.45	11.49	1.65	-36.61	-25.00	-11.61	Vertical
10010.00	-44.83	11.69	1.91	-35.05	-25.00	-10.05	Vertical
5005.00	-55.71	13.00	0.94	-43.65	-25.00	-18.65	Horizontal
7507.50	-47.35	11.49	1.65	-37.51	-25.00	-12.51	Horizontal
10010.00	-45.46	11.69	1.91	-35.68	-25.00	-10.68	Horizontal
<b>Middle channel</b>							
Frequency (MHz)	Level at antenna terminals (dBm)	Substitute antenna gain (dBi)	Cable Loss (dBi)	Spurious Emission level (dBm)	Limit Line (dBm)	Over Limit (dBm)	Polarization
5070.00	-58.60	12.96	0.98	-46.62	-25.00	-21.62	Vertical
7605.00	-45.33	11.37	1.69	-35.65	-25.00	-10.65	Vertical
10140.00	-44.33	11.62	1.94	-34.65	-25.00	-9.65	Vertical
5070.00	-54.50	12.96	0.98	-42.52	-25.00	-17.52	Horizontal
7605.00	-46.33	11.37	1.69	-36.65	-25.00	-11.65	Horizontal
10140.00	-43.86	11.62	1.94	-34.18	-25.00	-9.18	Horizontal
<b>Highest channel</b>							
Frequency (MHz)	Level at antenna terminals (dBm)	Substitute antenna gain (dBi)	Cable Loss (dBi)	Spurious Emission level (dBm)	Limit Line (dBm)	Over Limit (dBm)	Polarization
5135.00	-56.53	12.92	1.01	-44.62	-25.00	-19.62	Vertical
7702.50	-46.19	11.26	1.72	-36.65	-25.00	-11.65	Vertical
10270.00	-44.17	11.54	1.95	-34.58	-25.00	-9.58	Vertical
5135.00	-54.06	12.92	1.01	-42.15	-25.00	-17.15	Horizontal
7702.50	-46.19	11.26	1.72	-36.65	-25.00	-11.65	Horizontal
10270.00	-44.58	11.54	1.95	-34.99	-25.00	-9.99	Horizontal
<i>Remark:</i>							
<i>The emission levels of below 1 GHz are lower than the limit 20dB and not show in test report.</i>							

<b>Band 7 (20MHz)</b>							
<b>Lowest channel</b>							
Frequency (MHz)	Level at antenna terminals (dBm)	Substitute antenna gain (dBi)	Cable Loss (dBi)	Spurious Emission level (dBm)	Limit Line (dBm)	Over Limit (dBm)	Polarization
5020.00	-56.54	12.99	0.97	-44.52	-25.00	-19.52	Vertical
7530.00	-45.28	11.46	1.68	-35.50	-25.00	-10.50	Vertical
10040.00	-43.89	11.68	1.94	-34.15	-25.00	-9.15	Vertical
5020.00	-54.71	12.99	0.97	-42.69	-25.00	-17.69	Horizontal
7530.00	-46.43	11.46	1.68	-36.65	-25.00	-11.65	Horizontal
10040.00	-45.51	11.68	1.94	-35.77	-25.00	-10.77	Horizontal
<b>Middle channel</b>							
Frequency (MHz)	Level at antenna terminals (dBm)	Substitute antenna gain (dBi)	Cable Loss (dBi)	Spurious Emission level (dBm)	Limit Line (dBm)	Over Limit (dBm)	Polarization
5070.00	-57.49	12.96	0.98	-45.51	-25.00	-20.51	Vertical
7605.00	-46.28	11.37	1.69	-36.60	-25.00	-11.60	Vertical
10140.00	-44.66	11.62	1.94	-34.98	-25.00	-9.98	Vertical
5070.00	-55.67	12.96	0.98	-43.69	-25.00	-18.69	Horizontal
7605.00	-44.94	11.37	1.69	-35.26	-25.00	-10.26	Horizontal
10140.00	-42.82	11.62	1.94	-33.14	-25.00	-8.14	Horizontal
<b>Highest channel</b>							
Frequency (MHz)	Level at antenna terminals (dBm)	Substitute antenna gain (dBi)	Cable Loss (dBi)	Spurious Emission level (dBm)	Limit Line (dBm)	Over Limit (dBm)	Polarization
5120.00	-57.45	12.93	1.00	-45.52	-25.00	-20.52	Vertical
7680.00	-45.21	11.28	1.72	-35.65	-25.00	-10.65	Vertical
10240.00	-46.21	11.56	1.95	-36.60	-25.00	-11.60	Vertical
5120.00	-53.72	12.93	1.00	-41.79	-25.00	-16.79	Horizontal
7680.00	-45.25	11.28	1.72	-35.69	-25.00	-10.69	Horizontal
10240.00	-42.93	11.56	1.95	-33.32	-25.00	-8.32	Horizontal
<i>Remark:</i>							
<i>The emission levels of below 1 GHz are lower than the limit 20dB and not show in test report.</i>							

**LTE Band 17 part:**

<b>Band 17 (5MHz)</b>							
<b>Lowest channel</b>							
Frequency (MHz)	Level at antenna terminals (dBm)	Substitute antenna gain (dBi)	Cable Loss (dBi)	Spurious Emission level (dBm)	Limit Line (dBm)	Over Limit (dBm)	Polarization
1413.00	-58.30	7.90	0.12	-50.52	-13.00	-37.52	Vertical
2119.50	-65.21	10.37	0.31	-55.15	-13.00	-42.15	Vertical
2826.00	-57.38	11.23	0.54	-46.69	-13.00	-33.69	Vertical
1413.00	-53.76	7.90	0.12	-45.98	-13.00	-32.98	Horizontal
2119.50	-61.91	10.37	0.31	-51.85	-13.00	-38.85	Horizontal
2826.00	-58.67	11.23	0.54	-47.98	-13.00	-34.98	Horizontal
<b>Middle channel</b>							
Frequency (MHz)	Level at antenna terminals (dBm)	Substitute antenna gain (dBi)	Cable Loss (dBi)	Spurious Emission level (dBm)	Limit Line (dBm)	Over Limit (dBm)	Polarization
1420.00	-57.47	7.96	0.14	-49.65	-13.00	-36.65	Vertical
2130.00	-64.55	10.38	0.33	-54.50	-13.00	-41.50	Vertical
2840.00	-57.37	11.24	0.56	-46.69	-13.00	-33.69	Vertical
1420.00	-52.07	7.96	0.14	-44.25	-13.00	-31.25	Horizontal
2130.00	-60.03	10.38	0.33	-49.98	-13.00	-36.98	Horizontal
2840.00	-57.00	11.24	0.56	-46.32	-13.00	-33.32	Horizontal
<b>Highest channel</b>							
Frequency (MHz)	Level at antenna terminals (dBm)	Substitute antenna gain (dBi)	Cable Loss (dBi)	Spurious Emission level (dBm)	Limit Line (dBm)	Over Limit (dBm)	Polarization
1427.00	-57.81	8.02	0.16	-49.95	-13.00	-36.95	Vertical
2140.50	-63.66	10.40	0.34	-53.60	-13.00	-40.60	Vertical
2854.00	-57.86	11.25	0.57	-47.18	-13.00	-34.18	Vertical
1427.00	-54.48	8.02	0.16	-46.62	-13.00	-33.62	Horizontal
2140.50	-60.33	10.40	0.34	-50.27	-13.00	-37.27	Horizontal
2854.00	-57.34	11.25	0.57	-46.66	-13.00	-33.66	Horizontal
<i>Remark:</i>							
<i>The emission levels of below 1 GHz are lower than the limit 20dB and not show in test report.</i>							

<b>Band 17 (10MHz)</b>							
<b>Lowest channel</b>							
Frequency (MHz)	Level at antenna terminals (dBm)	Substitute antenna gain (dBi)	Cable Loss (dBi)	Spurious Emission level (dBm)	Limit Line (dBm)	Over Limit (dBm)	Polarization
1418.00	-57.76	7.94	0.13	-49.95	-13.00	-36.95	Vertical
2127.00	-63.68	10.38	0.32	-53.62	-13.00	-40.62	Vertical
2836.00	-58.53	11.24	0.56	-47.85	-13.00	-34.85	Vertical
1418.00	-51.96	7.94	0.13	-44.15	-13.00	-31.15	Horizontal
2127.00	-60.65	10.38	0.32	-50.59	-13.00	-37.59	Horizontal
2836.00	-57.36	11.24	0.56	-46.68	-13.00	-33.68	Horizontal
<b>Middle channel</b>							
Frequency (MHz)	Level at antenna terminals (dBm)	Substitute antenna gain (dBi)	Cable Loss (dBi)	Spurious Emission level (dBm)	Limit Line (dBm)	Over Limit (dBm)	Polarization
1420.00	-55.62	7.96	0.14	-47.80	-13.00	-34.80	Vertical
2130.00	-63.37	10.38	0.33	-53.32	-13.00	-40.32	Vertical
2840.00	-55.20	11.24	0.56	-44.52	-13.00	-31.52	Vertical
1420.00	-54.81	7.96	0.14	-46.99	-13.00	-33.99	Horizontal
2130.00	-57.90	10.38	0.33	-47.85	-13.00	-34.85	Horizontal
2840.00	-58.49	11.24	0.56	-47.81	-13.00	-34.81	Horizontal
<b>Highest channel</b>							
Frequency (MHz)	Level at antenna terminals (dBm)	Substitute antenna gain (dBi)	Cable Loss (dBi)	Spurious Emission level (dBm)	Limit Line (dBm)	Over Limit (dBm)	Polarization
1422.00	-56.35	7.98	0.15	-48.52	-13.00	-35.52	Vertical
2133.00	-61.48	10.39	0.34	-51.43	-13.00	-38.43	Vertical
2844.00	-57.32	11.24	0.57	-46.65	-13.00	-33.65	Vertical
1422.00	-55.71	7.98	0.15	-47.88	-13.00	-34.88	Horizontal
2133.00	-59.78	10.39	0.34	-49.73	-13.00	-36.73	Horizontal
2844.00	-56.19	11.24	0.57	-45.52	-13.00	-32.52	Horizontal
<i>Remark:</i>							
<i>The emission levels of below 1 GHz are lower than the limit 20dB and not show in test report.</i>							

**LTE Band 38 part:**

<b>Band 38 (5MHz)</b>							
<b>Lowest channel</b>							
Frequency (MHz)	Level at antenna terminals (dBm)	Substitute antenna gain (dBi)	Cable Loss (dBi)	Spurious Emission level (dBm)	Limit Line (dBm)	Over Limit (dBm)	Polarization
5145.00	-55.90	13.01	0.94	-43.83	-25.00	-18.83	Vertical
7717.50	-49.07	11.51	1.65	-39.21	-25.00	-14.21	Vertical
10290.00	-45.27	11.71	1.91	-35.47	-25.00	-10.47	Vertical
5145.00	-58.37	13.02	0.94	-46.29	-25.00	-21.29	Horizontal
7717.50	-58.35	11.52	1.65	-48.48	-25.00	-23.48	Horizontal
10290.00	-44.62	11.71	1.91	-34.82	-25.00	-9.82	Horizontal
<b>Middle channel</b>							
Frequency (MHz)	Level at antenna terminals (dBm)	Substitute antenna gain (dBi)	Cable Loss (dBi)	Spurious Emission level (dBm)	Limit Line (dBm)	Over Limit (dBm)	Polarization
5190.00	-54.37	12.90	1.05	-42.52	-25.00	-17.52	Vertical
7785.00	-48.28	11.18	1.74	-38.84	-25.00	-13.84	Vertical
10380.00	-45.57	11.49	1.98	-36.06	-25.00	-11.06	Vertical
5190.00	-59.36	12.90	1.05	-47.51	-25.00	-22.51	Horizontal
7785.00	-59.39	11.18	1.74	-49.95	-25.00	-24.95	Horizontal
10380.00	-42.83	11.49	1.98	-33.32	-25.00	-8.32	Horizontal
<b>Highest channel</b>							
Frequency (MHz)	Level at antenna terminals (dBm)	Substitute antenna gain (dBi)	Cable Loss (dBi)	Spurious Emission level (dBm)	Limit Line (dBm)	Over Limit (dBm)	Polarization
5235.00	-54.18	12.77	1.09	-42.50	-25.00	-17.50	Vertical
7852.50	-49.29	10.91	1.79	-40.17	-25.00	-15.17	Vertical
10470.00	-44.91	11.24	1.98	-35.65	-25.00	-10.65	Vertical
5235.00	-61.57	11.77	1.09	-50.89	-25.00	-25.89	Horizontal
7852.50	-57.93	10.91	1.80	-48.82	-25.00	-23.82	Horizontal
10470.00	-41.73	11.24	1.98	-32.47	-25.00	-7.47	Horizontal
<i>Remark:</i>							
<i>The emission levels of below 1 GHz are lower than the limit 20dB and not show in test report.</i>							

<b>Band 38 (20MHz)</b>							
<b>Lowest channel</b>							
Frequency (MHz)	Level at antenna terminals (dBm)	Substitute antenna gain (dBi)	Cable Loss (dBi)	Spurious Emission level (dBm)	Limit Line (dBm)	Over Limit (dBm)	Polarization
5160.00	-53.26	13.00	0.96	-41.22	-25.00	-16.22	Vertical
7740.00	-49.72	11.49	1.67	-39.90	-25.00	-14.90	Vertical
10320.00	-44.33	11.70	1.93	-34.56	-25.00	-9.56	Vertical
5160.00	-59.89	13.00	0.96	-47.85	-25.00	-22.85	Horizontal
7740.00	-57.95	11.49	1.67	-48.13	-25.00	-23.13	Horizontal
10320.00	-45.46	11.70	1.93	-35.69	-25.00	-10.69	Horizontal
<b>Middle channel</b>							
Frequency (MHz)	Level at antenna terminals (dBm)	Substitute antenna gain (dBi)	Cable Loss (dBi)	Spurious Emission level (dBm)	Limit Line (dBm)	Over Limit (dBm)	Polarization
5190.00	-53.32	12.90	1.05	-41.47	-25.00	-16.47	Vertical
7785.00	-47.39	11.18	1.74	-37.95	-25.00	-12.95	Vertical
10380.00	-45.09	11.49	1.98	-35.58	-25.00	-10.58	Vertical
5190.00	-58.54	12.90	1.05	-46.69	-25.00	-21.69	Horizontal
7785.00	-57.29	11.18	1.74	-47.85	-25.00	-22.85	Horizontal
10380.00	-40.93	11.49	1.98	-31.42	-25.00	-6.42	Horizontal
<b>Highest channel</b>							
Frequency (MHz)	Level at antenna terminals (dBm)	Substitute antenna gain (dBi)	Cable Loss (dBi)	Spurious Emission level (dBm)	Limit Line (dBm)	Over Limit (dBm)	Polarization
5220.00	-53.26	12.77	1.09	-41.58	-25.00	-16.58	Vertical
7830.00	-49.10	10.90	1.78	-39.98	-25.00	-14.98	Vertical
10440.00	-45.92	11.26	1.98	-36.64	-25.00	-11.64	Vertical
5220.00	-60.46	11.77	1.09	-49.78	-25.00	-24.78	Horizontal
7830.00	-56.97	10.90	1.78	-47.85	-25.00	-22.85	Horizontal
10440.00	-40.82	11.26	1.98	-31.54	-25.00	-6.54	Horizontal
<i>Remark:</i>							
<i>The emission levels of below 1 GHz are lower than the limit 20dB and not show in test report.</i>							

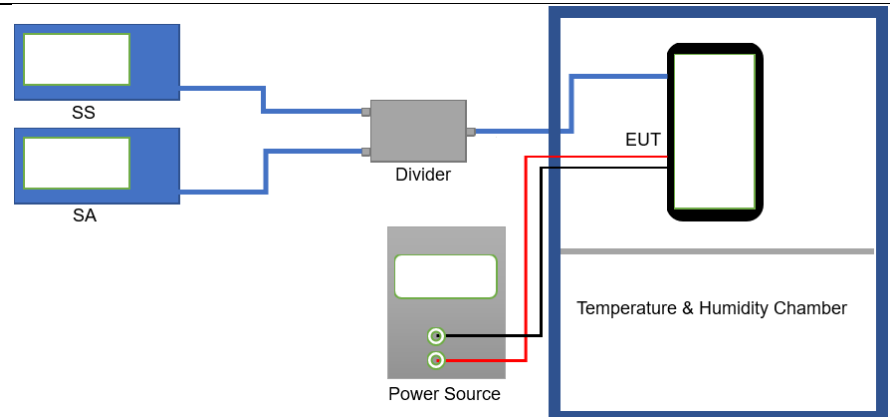


**LTE Band 41 part:**

Band 41 (5MHz)							
Lowest channel							
Frequency (MHz)	Level at antenna terminals (dBm)	Substitute antenna gain (dBi)	Cable Loss (dBi)	Spurious Emission level (dBm)	Limit Line (dBm)	Over Limit (dBm)	Polarization
4997.00	-59.08	13.00	0.94	-47.02	-25.00	-22.02	Vertical
7495.50	-50.41	11.50	1.65	-40.56	-25.00	-15.56	Vertical
9994.00	-46.30	11.70	1.91	-36.51	-25.00	-11.51	Vertical
4997.00	-59.25	13.00	0.94	-47.19	-25.00	-22.19	Horizontal
7495.50	-48.63	11.50	1.65	-38.78	-25.00	-13.78	Horizontal
9994.00	-45.59	11.70	1.91	-35.80	-25.00	-10.80	Horizontal
Middle channel							
Frequency (MHz)	Level at antenna terminals (dBm)	Substitute antenna gain (dBi)	Cable Loss (dBi)	Spurious Emission level (dBm)	Limit Line (dBm)	Over Limit (dBm)	Polarization
5186.00	-58.50	12.89	1.04	-46.65	-25.00	-21.65	Vertical
7779.00	-49.04	11.17	1.73	-39.60	-25.00	-14.60	Vertical
10372.00	-44.70	11.48	1.97	-35.19	-25.00	-10.19	Vertical
5186.00	-57.37	12.89	1.04	-45.52	-25.00	-20.52	Horizontal
7779.00	-46.89	11.17	1.73	-37.45	-25.00	-12.45	Horizontal
10372.00	-46.20	11.48	1.97	-36.69	-25.00	-11.69	Horizontal
Highest channel							
Frequency (MHz)	Level at antenna terminals (dBm)	Substitute antenna gain (dBi)	Cable Loss (dBi)	Spurious Emission level (dBm)	Limit Line (dBm)	Over Limit (dBm)	Polarization
5375.00	-59.19	12.78	1.11	-47.52	-25.00	-22.52	Vertical
8062.50	-49.25	10.92	1.82	-40.15	-25.00	-15.15	Vertical
10750.00	-45.90	11.25	2.00	-36.65	-25.00	-11.65	Vertical
5375.00	-56.52	12.78	1.11	-44.85	-25.00	-19.85	Horizontal
8062.50	-47.70	10.92	1.82	-38.60	-25.00	-13.60	Horizontal
10750.00	-44.39	11.25	2.00	-35.14	-25.00	-10.14	Horizontal
Remark: The emission levels of below 1 GHz are lower than the limit 20dB and not show in test report.							

<b>Band 41 (20MHz)</b>							
<b>Lowest channel</b>							
Frequency (MHz)	Level at antenna terminals (dBm)	Substitute antenna gain (dBi)	Cable Loss (dBi)	Spurious Emission level (dBm)	Limit Line (dBm)	Over Limit (dBm)	Polarization
5012.00	-58.69	12.99	0.95	-46.65	-25.00	-21.65	Vertical
7518.00	-48.58	11.48	1.66	-38.76	-25.00	-13.76	Vertical
10024.00	-44.91	11.69	1.92	-35.14	-25.00	-10.14	Vertical
5012.00	-58.25	12.99	0.95	-46.21	-25.00	-21.21	Horizontal
7518.00	-46.30	11.48	1.66	-36.48	-25.00	-11.48	Horizontal
10024.00	-44.56	11.69	1.92	-34.79	-25.00	-9.79	Horizontal
<b>Middle channel</b>							
Frequency (MHz)	Level at antenna terminals (dBm)	Substitute antenna gain (dBi)	Cable Loss (dBi)	Spurious Emission level (dBm)	Limit Line (dBm)	Over Limit (dBm)	Polarization
5186.00	-59.37	12.89	1.04	-47.52	-25.00	-22.52	Vertical
7779.00	-49.59	11.17	1.73	-40.15	-25.00	-15.15	Vertical
10372.00	-46.20	11.48	1.97	-36.69	-25.00	-11.69	Vertical
5186.00	-56.37	12.89	1.04	-44.52	-25.00	-19.52	Horizontal
7779.00	-46.12	11.17	1.73	-36.68	-25.00	-11.68	Horizontal
10372.00	-46.16	11.48	1.97	-36.65	-25.00	-11.65	Horizontal
<b>Highest channel</b>							
Frequency (MHz)	Level at antenna terminals (dBm)	Substitute antenna gain (dBi)	Cable Loss (dBi)	Spurious Emission level (dBm)	Limit Line (dBm)	Over Limit (dBm)	Polarization
5360.00	-57.83	12.78	1.10	-46.15	-25.00	-21.15	Vertical
8040.00	-49.07	10.91	1.79	-39.95	-25.00	-14.95	Vertical
10720.00	-44.80	11.27	1.99	-35.52	-25.00	-10.52	Vertical
5360.00	-58.86	12.78	1.10	-47.18	-25.00	-22.18	Horizontal
8040.00	-47.01	10.91	1.79	-37.89	-25.00	-12.89	Horizontal
10720.00	-45.93	11.27	1.99	-36.65	-25.00	-11.65	Horizontal
<i>Remark:</i>							
<i>The emission levels of below 1 GHz are lower than the limit 20dB and not show in test report.</i>							

### 6.6 Frequency stability V.S. Temperature measurement

Test Requirement:	Part 22.355, Part 24.235, Part 27.54, Part 2.1055(a)(1)(b)
Limit:	±2.5 ppm for Band 5 Within authorized band for Band 2 & 4 & 7 & 12 & 13 & 17
Test setup:	
Test procedure:	<ol style="list-style-type: none"> <li>1. The equipment under test was connected to an external DC power supply and input rated voltage.</li> <li>2. RF output was connected to a frequency counter or spectrum analyzer via feed through attenuators.</li> <li>3. The EUT was placed inside the temperature chamber.</li> <li>4. Set the spectrum analyzer RBW low enough to obtain the desired frequency resolution and measure EUT 25°C operating frequency as reference frequency.</li> <li>5. Turn EUT off and set the chamber temperature to -30°C. After the temperature stabilized for approximately 30 minutes recorded the frequency.</li> <li>6. Repeat step measure with 10°C increased per stage until the highest temperature of +50°C reached</li> </ol>
Test Instruments:	Refer to section 5.10 for details
Test mode:	Refer to section 5.3 for details
Test results:	Passed

**Measurement Data (worst case):**

**LTE Band 2 part:**

Reference Frequency: LTE Band 2 (10MHz) Middle channel=18900 channel=1880.00MHz					
Power supplied (Vdc)	Temperature (°C)	Frequency error		Limit (ppm)	Result
		Hz	ppm		
<b>QPSK</b>					
3.85	-30	173	0.092021	Within authorized band for Band 2	Pass
	-20	113	0.060106		
	-10	137	0.072872		
	0	159	0.084574		
	10	150	0.079787		
	20	140	0.074468		
	30	145	0.077128		
	40	132	0.070213		
	50	126	0.067021		
<b>16QAM</b>					
3.85	-30	168	0.089362	Within authorized band for Band 2	Pass
	-20	162	0.086170		
	-10	153	0.081383		
	0	146	0.077660		
	10	137	0.072872		
	20	131	0.069681		
	30	126	0.067021		
	40	120	0.063830		
	50	114	0.060638		

*Note: Only the worst case shown in the report.*

**LTE Band 4 part:**

Reference Frequency: LTE Band 4 (10MHz) Middle channel=20175 channel=1732.50MHz					
Power supplied (Vdc)	Temperature (°C)	Frequency error		Limit (ppm)	Result
		Hz	ppm		
<b>QPSK</b>					
3.85	-30	170	0.098124	Within authorized band for Band 4	Pass
	-20	164	0.094661		
	-10	159	0.091775		
	0	153	0.088312		
	10	140	0.080808		
	20	136	0.078499		
	30	129	0.074459		
	40	123	0.070996		
	50	144	0.083117		
<b>16QAM</b>					
3.85	-30	165	0.095238	Within authorized band for Band 4	Pass
	-20	158	0.091198		
	-10	152	0.087734		
	0	146	0.084271		
	10	140	0.080808		
	20	134	0.077345		
	30	128	0.073882		
	40	122	0.070418		
	50	113	0.065224		

*Note: Only the worst case shown in the report.*

**LTE Band 5 part:**

Reference Frequency: LTE Band 5 (10MHz) Middle channel=20525 channel=836.50MHz					
Power supplied (Vdc)	Temperature (°C)	Frequency error		Limit (ppm)	Result
		Hz	ppm		
<b>QPSK</b>					
3.85	-30	177	0.211596	±2.5	Pass
	-20	169	0.202032		
	-10	163	0.194860		
	0	150	0.179319		
	10	154	0.184100		
	20	143	0.170950		
	30	137	0.163778		
	40	132	0.157800		
	50	121	0.144650		
<b>16QAM</b>					
3.85	-30	170	0.203228	±2.5	Pass
	-20	116	0.138673		
	-10	124	0.148237		
	0	130	0.155409		
	10	136	0.162582		
	20	142	0.169755		
	30	149	0.178123		
	40	156	0.186491		
	50	163	0.194860		

Note: Only the worst case shown in the report.

**LTE Band 7 part:**

Reference Frequency: LTE Band 7 (10MHz) Middle channel=21100 Frequency=2535.00MHz					
Power supplied (Vdc)	Temperature (°C)	Frequency error		Limit (ppm)	Result
		Hz	ppm		
<b>QPSK</b>					
3.85	-30	195	0.076923	Within authorized band for Band 7	Pass
	-20	155	0.061144		
	-10	161	0.063511		
	0	123	0.048521		
	10	138	0.054438		
	20	177	0.069822		
	30	180	0.071006		
	40	145	0.057199		
	50	100	0.039448		
<b>16QAM</b>					
3.85	-30	197	0.077712	Within authorized band for Band 7	Pass
	-20	180	0.071006		
	-10	155	0.061144		
	0	123	0.048521		
	10	131	0.051677		
	20	120	0.047337		
	30	145	0.057199		
	40	177	0.069822		
	50	100	0.039448		

Note: Only the worst case shown in the report.

**LTE Band 17 part:**

Reference Frequency: LTE Band 17 (10MHz) Middle channel=23790 channel=710.00MHz					
Power supplied (Vdc)	Temperature (°C)	Frequency error		Limit (ppm)	Result
		Hz	ppm		
<b>QPSK</b>					
3.85	-30	198	0.278873	Within authorized band for Band 17	Pass
	-20	123	0.173239		
	-10	155	0.218310		
	0	144	0.202817		
	10	165	0.232394		
	20	111	0.156338		
	30	178	0.250704		
	40	180	0.253521		
	50	100	0.140845		
<b>16QAM</b>					
3.85	-30	196	0.276056	Within authorized band for Band 17	Pass
	-20	151	0.212676		
	-10	123	0.173239		
	0	136	0.191549		
	10	144	0.202817		
	20	180	0.253521		
	30	177	0.249296		
	40	140	0.197183		
	50	101	0.142254		

*Note: Only the worst case shown in the report.*



**LTE Band 38 part:**

Reference Frequency: LTE Band 38 (10MHz) Middle channel=38000 Frequency=2595.00MHz					
Power supplied (Vdc)	Temperature (°C)	Frequency error		Limit (ppm)	Result
		Hz	ppm		
<b>QPSK</b>					
3.85	-30	198	0.076301	Within authorized band for Band 38	Pass
	-20	151	0.058189		
	-10	166	0.063969		
	0	177	0.068208		
	10	120	0.046243		
	20	131	0.050482		
	30	140	0.053950		
	40	167	0.064355		
	50	128	0.049326		
<b>16QAM</b>					
3.85	-30	197	0.075915	Within authorized band for Band 38	Pass
	-20	181	0.069750		
	-10	170	0.065511		
	0	136	0.052408		
	10	124	0.047784		
	20	150	0.057803		
	30	146	0.056262		
	40	100	0.038536		
	50	117	0.045087		

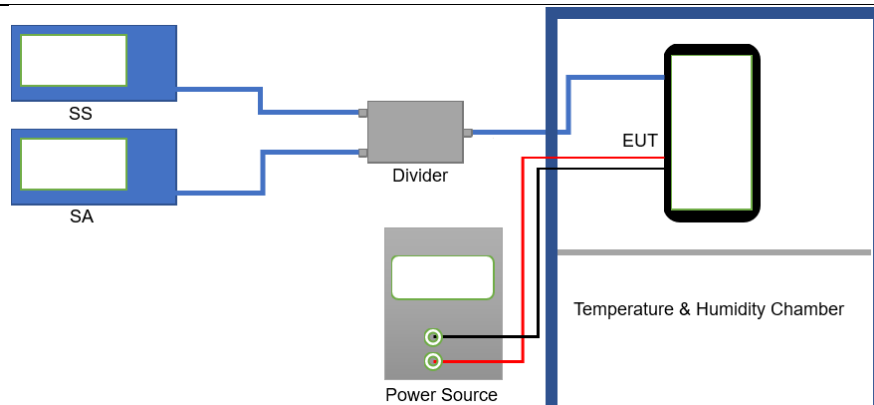
Note: Only the worst case shown in the report.

**LTE Band 41 part:**

Reference Frequency: LTE Band 41 (10MHz) Middle channel=40620 Frequency=2595.00MHz					
Power supplied (Vdc)	Temperature (°C)	Frequency error		Limit (ppm)	Result
		Hz	ppm		
<b>QPSK</b>					
3.85	-30	191	0.073603	Within authorized band for Band 41	Pass
	-20	147	0.056647		
	-10	150	0.057803		
	0	123	0.047399		
	10	130	0.050096		
	20	160	0.061657		
	30	177	0.068208		
	40	180	0.069364		
	50	111	0.042775		
<b>16QAM</b>					
3.85	-30	191	0.073603	Within authorized band for Band 41	Pass
	-20	186	0.071676		
	-10	123	0.047399		
	0	136	0.052408		
	10	144	0.055491		
	20	150	0.057803		
	30	177	0.068208		
	40	114	0.043931		
	50	100	0.038536		

Note: Only the worst case shown in the report.

### 6.7 Frequency stability V.S. Voltage measurement

Test Requirement:	Part 22.355, Part 24.235, Part 27.54, Part 2.1055(d)(2)
Limit:	±2.5 ppm for Band 5 Within authorized band for Band 2 & 4 & 7 & 17 & 38 & 41
Test setup:	
Test procedure:	<ol style="list-style-type: none"> <li>1. Set chamber temperature to 25°C. Use a variable DC power source to power the EUT and set the voltage to rated voltage.</li> <li>2. Set the spectrum analyzer RBW low enough to obtain the desired frequency resolution and recorded the frequency.</li> <li>3. Reduce the input voltage to specify extreme voltage variation (+/- 15%) and endpoint, record the maximum frequency change.</li> </ol>
Test Instruments:	Refer to section 5.10 for details
Test mode:	Refer to section 5.3 for details
Test results:	Passed

**Measurement Data (worst case):**
**LTE Band 2 part:**

Reference Frequency: LTE Band 2(10MHz) Middle channel=18900 channel=1880.00MHz					
Temperature (°C)	Power supplied (Vdc)	Frequency error		Limit (ppm)	Result
		Hz	ppm		
QPSK					
25	4.40	99	0.052660	Within authorized band for Band 2	Pass
	3.85	88	0.046809		
	3.50	75	0.039894		
16QAM					
25	4.40	90	0.047872	Within authorized band for Band 2	Pass
	3.85	80	0.042553		
	3.50	44	0.023404		

*Note: Only the worst case shown in the report.*

**LTE Band 4 part:**

Reference Frequency: LTE Band 4(10MHz) Middle channel=20175 channel=1732.50MHz					
Temperature (°C)	Power supplied (Vdc)	Frequency error		Limit (ppm)	Result
		Hz	ppm		
QPSK					
25	4.40	96	0.055411	Within authorized band for Band 4	Pass
	3.85	80	0.046176		
	3.50	74	0.042713		
16QAM					
25	4.40	99	0.057143	Within authorized band for Band 4	Pass
	3.85	65	0.037518		
	3.50	80	0.046176		

*Note: Only the worst case shown in the report.*

**LTE Band 5 part:**

Reference Frequency: LTE Band 5(10MHz) Middle channel=20525 channel=836.50MHz					
Temperature (°C)	Power supplied (Vdc)	Frequency error		Limit (ppm)	Result
		Hz	ppm		
QPSK					
25	4.40	96	0.114764	±2.5	Pass
	3.85	58	0.069337		
	3.50	80	0.095637		
16QAM					
25	4.40	90	0.107591	±2.5	Pass
	3.85	74	0.088464		
	3.50	80	0.095637		

*Note: Only the worst case shown in the report.*

**LTE Band 7 part:**

Reference Frequency: LTE Band 7(10MHz) Middle channel=21100 Frequency=2535.00MHz					
Temperature (°C)	Power supplied (Vdc)	Frequency error		Limit (ppm)	Result
		Hz	ppm		
QPSK					
25	4.40	77	0.030375	Within authorized band for Band 7	Pass
	3.85	80	0.031558		
	3.50	94	0.037081		
16QAM					
25	4.40	90	0.035503	Within authorized band for Band 7	Pass
	3.85	87	0.034320		
	3.50	80	0.031558		

*Note: Only the worst case shown in the report.*

**LTE Band 17 part:**

Reference Frequency: LTE Band 17(10MHz) Middle channel=23790 channel=710.00MHz					
Temperature (°C)	Power supplied (Vdc)	Frequency error		Limit (ppm)	Result
		Hz	ppm		
QPSK					
25	4.40	96	0.135211	Within authorized band for Band 17	Pass
	3.85	80	0.112676		
	3.50	74	0.104225		
16QAM					
25	4.40	93	0.130986	Within authorized band for Band 17	Pass
	3.85	80	0.112676		
	3.50	75	0.105634		

*Note: Only the worst case shown in the report.*

**LTE Band 38 part:**

Reference Frequency: LTE Band 38(10MHz) Middle channel=38000 Frequency=2595.00MHz					
Temperature (°C)	Power supplied (Vdc)	Frequency error		Limit (ppm)	Result
		Hz	ppm		
QPSK					
25	4.40	96	0.036994	Within authorized band for Band 38	Pass
	3.85	80	0.030829		
	3.50	74	0.028516		
16QAM					
25	4.40	99	0.038150	Within authorized band for Band 38	Pass
	3.85	80	0.030829		
	3.50	74	0.028516		

*Note: Only the worst case shown in the report.*

**LTE Band 41 part:**

Reference Frequency: LTE Band 41(10MHz) Middle channel=40620 Frequency=2595.00MHz					
Temperature (°C)	Power supplied (Vdc)	Frequency error		Limit (ppm)	Result
		Hz	ppm		
QPSK					
25	4.40	99	0.038150	Within authorized band for Band 41	Pass
	3.85	80	0.030829		
	3.50	74	0.028516		
16QAM					
25	4.40	95	0.036609	Within authorized band for Band 41	Pass
	3.85	90	0.034682		
	3.50	82	0.031599		
<i>Note: Only the worst case shown in the report.</i>					

## 8 EUT Constructional Details

Reference to the test report No. JYTSZE201200101

-----End of report-----