

# FCC REPORT

## (LTE)

**Applicant:** TECNO MOBILE LIMITED

**Address of Applicant:** ROOM 604 6/F SOUTH TOWER WORLD FINANCE CTR  
HARBOUR CITY 17 CANTON ROAD TST KL Hong Kong

**Equipment Under Test (EUT)**

Product Name: Mobile Phone

Model No.: KE7

Trade mark: TECNO

**FCC ID:** 2ADYY-KE7

**Applicable standards:** FCC CFR Title 47 Part 2  
FCC CFR Title 47 Part 22 Subpart H  
FCC CFR Title 47 Part 24 Subpart E  
FCC CFR Title 47 Part 27 Subpart L  
FCC CFR Title 47 Part 27 Subpart M

**Date of sample receipt:** 12 Jun., 2020

**Date of Test:** 12 Jun., to 28 Jun., 2020

**Date of report issued:** 29 Jun., 2020

**Test Result:** PASS\*

\*In the configuration tested, the EUT complied with the standards specified above.

Authorized Signature:



Bruce Zhang  
Laboratory Manager

This report details the results of the testing carried out on one sample. The results contained in this test report do not relate to other samples of the same product and does not permit the use of the CCIS product certification mark. The manufacturer should ensure that all products in series production are in conformity with the product sample detailed in this report.

This report may only be reproduced and distributed in full. If the product in this report is used in any configuration other than that detailed in the report, the manufacturer must ensure the new system complies with all relevant standards.

This document cannot be reproduced except in full, without prior written approval of the Company. Any unauthorized alteration, forgery or falsification of the content or appearance of this document is unlawful, and offenders may be prosecuted to the fullest extent of the law. Unless otherwise stated the results shown in this test report refer only to the sample(s) tested and such sample(s) are retained for 90 days only.

## 2. Version

Version No.	Date	Description
00	29 Jun., 2020	Original

**Tested by:** Mike.ou **Date:** 29 Jun., 2020  
**Test Engineer**

**Reviewed by:** Winner Zhang **Date:** 29 Jun., 2020  
**Project Engineer**

## 3. Contents

	Page
<b>1. COVER PAGE</b> .....	<b>1</b>
<b>2. VERSION</b> .....	<b>2</b>
<b>3. CONTENTS</b> .....	<b>3</b>
<b>4. TEST SUMMARY</b> .....	<b>4</b>
<b>5. GENERAL INFORMATION</b> .....	<b>5</b>
5.1 CLIENT INFORMATION.....	5
5.2 GENERAL DESCRIPTION OF E.U.T.....	5
5.3 TEST ENVIRONMENT AND MODE.....	12
5.4 DESCRIPTION OF SUPPORT UNITS.....	12
5.5 MEASUREMENT UNCERTAINTY.....	12
5.6 RELATED SUBMITTAL(S) / GRANT (S).....	12
5.7 ADDITIONS TO, DEVIATIONS, OR EXCLUSIONS FROM THE METHOD.....	12
5.8 LABORATORY FACILITY.....	12
5.9 LABORATORY LOCATION.....	13
5.10 TEST INSTRUMENTS LIST.....	13
<b>6. TEST RESULTS</b> .....	<b>14</b>
6.1 CONDUCTED OUTPUT POWER, ERP AND EIRP.....	14
6.2 PEAK-TO-AVERAGE RATIO.....	27
6.3 OCCUPY BANDWIDTH.....	31
6.4 OUT OF BAND EMISSION AT ANTENNA TERMINALS.....	85
6.5 FIELD STRENGTH OF SPURIOUS RADIATION MEASUREMENT.....	126
6.6 FREQUENCY STABILITY V.S. TEMPERATURE MEASUREMENT.....	138
6.7 FREQUENCY STABILITY V.S. VOLTAGE MEASUREMENT.....	144
<b>7 TEST SETUP PHOTO</b> .....	<b>147</b>
<b>8 EUT CONSTRUCTIONAL DETAILS</b> .....	<b>148</b>

## 4. Test Summary

Test Items	Section in CFR 47	Result
RF Exposure (SAR)	Part 1.1307 Part 2.1093	Passed (Please refer to SAR Report)
RF Output Power	Part 2.1046 Part 22.913 (a)(5) Part 24.232 (c) Part 27.50 (d)(4) Part 27.50 (h)(2)	Pass
Peak-to-Average Ratio	Part 24.232 (d) Part 27.50(d)(5)	Pass
Modulation Characteristics	Part 2.1047	Pass
99% & -26 dB Occupied Bandwidth	Part 2.1049 Part 22.917(b) Part 24.238(b) Part 27.53(h) Part 27.53(m)	Pass
Out of band emission at antenna terminals	Part 2.1053 Part 22.917(a) Part 24.238 (a) Part 27.53 (h) Part 27.53(m)	Pass
Field strength of spurious radiation	Part 22.917(a) Part 24.238 (a) Part 27.53 (h) Part 27.53(m)	Pass
Frequency stability vs. temperature	Part 22.355 Part 24.235 Part 27.54 Part 2.1055(a)(1)(b)	Pass
Frequency stability vs. voltage	Part 22.355 Part 24.235 Part 27.54 Part 2.1055(d)(2)	Pass
<p><b>Remark:</b></p> <ol style="list-style-type: none"> <li>1. Pass: The EUT complies with the essential requirements in the standard.</li> <li>2. The cable insertion loss used by "RF Output Power" and other conduction measurement items is 0.5dB(Fundamental Frequency below 1GHz)/1.0dB(Fundamental Frequency above 1GHz) (provided by the customer).</li> </ol>		
<b>Test Method:</b>	ANSI/TIA-603-E-2016 ANSI C63.26-2015	

## 5. General Information

### 5.1 Client Information

Applicant:	TECNO MOBILE LIMITED
Address:	ROOM 604 6/F SOUTH TOWER WORLD FINANCE CTR HARBOUR CITY 17 CANTON ROAD TST KL Hong Kong
Manufacturer:	TECNO MOBILE LIMITED
Address:	ROOM 604 6/F SOUTH TOWER WORLD FINANCE CTR HARBOUR CITY 17 CANTON ROAD TST KL Hong Kong
Factory:	SHENZHEN TECNO TECHNOLOGY CO., LTD.
Address:	101, Building 24, Waijing Industrial Park, Fumin Community, Fucheng Street, Longhua District, Shenzhen City, P.R.China

### 5.2 General Description of E.U.T.

Product Name:	Mobile Phone
Model No.:	KE7
Radio Technology:	GSM 850/1900, WCDMA Band II/IV/V, LTE Band 2/4/5/7/41, 2.4G Wi-Fi, 5G Wi-Fi, Bluetooth(BDR, EDR, LE)
Power supply:	Rechargeable Li-ion Battery DC3.85V-4900mAh
AC adapter:	Model: U100TSA Input: AC100-240V, 50/60Hz, 0.3A Output: DC 5.0V, 2.0A
Operation Frequency range:	LTE Band 2: TX: 1850MHz-1910MHz, RX: 1930MHz-1990MHz LTE Band 4: TX: 1710MHz-1755MHz, RX: 2110MHz-2155MHz LTE Band 5: 824MHz-849MHz, RX: 869MHz-894MHz LTE Band 7: TX: 2500MHz-2570MHz, RX: 2620MHz-2690MHz LTE Band 41: TX: 2535MHz-2655MHz, RX: 2535MHz-2655MHz
Modulation type:	QPSK, 16QAM
Antenna type:	Internal Antenna
Antenna gain:	LTE Band 2: -0.76dBi LTE Band 4: 0.32dBi LTE Band 5: -3.38dBi LTE Band 7: 0.46dBi LTE Band 41: 0.46dBi
Test Sample Condition:	The applicant provided engineering samples for staying in continuously transmitting for testing.

**Operation Frequency List:**

LTE Band 2 (1.4MHz)		LTE Band 2 (3MHz)	
Channel	Frequency (MHz)	Channel	Frequency (MHz)
18607	1850.70	18615	1851.50
18608	1850.80	18616	1851.60
....	....	....	....
18899	1879.90	18899	1879.90
18900	1880.00	18900	1880.00
18901	1880.10	18901	1880.10
...	...	...	...
19193	1909.20	19185	1908.40
19194	1909.30	19186	1908.50
LTE Band 2 (5MHz)		LTE Band 2 (10MHz)	
Channel	Frequency (MHz)	Channel	Frequency (MHz)
18625	1852.50	18650	1855.00
18626	1852.60	18651	1855.10
....	....	....	....
18899	1879.90	18899	1879.90
18900	1880.00	18900	1880.00
18901	1880.10	18901	1880.10
...	...	...	...
19175	1907.40	19150	1904.90
19176	1907.50	19151	1905.00
LTE Band 2 (15MHz)		LTE Band 2 (20MHz)	
Channel	Frequency (MHz)	Channel	Frequency (MHz)
18675	1857.50	18700	1860.00
18676	1857.60	18701	1860.10
....	....	....	....
18899	1879.90	18899	1879.90
18900	1880.00	18900	1880.00
18901	1880.10	18901	1880.10
...	...	...	...
19125	1902.40	19100	1899.90
19126	1902.50	19101	1900.00

LTE Band 4 (1.4MHz)		LTE Band 4 (3MHz)	
Channel	Frequency (MHz)	Channel	Frequency (MHz)
19957	1710.70	19965	1711.50
19958	1710.80	19966	1711.60
....	....	....	....
20174	1732.40	20174	1732.40
20175	1732.50	20175	1732.50
20176	1732.60	20176	1732.60
...	...	...	...
20392	1754.20	20384	1753.40
20393	1754.30	20385	1753.50
LTE Band 4 (5MHz)		LTE Band 4 (10MHz)	
Channel	Frequency (MHz)	Channel	Frequency (MHz)
19975	1712.50	20000	1715.00
19976	1712.60	20001	1715.10
....	....	....	....
20174	1732.40	20174	1732.40
20175	1732.50	20175	1732.50
20176	1732.60	20176	1732.60
...	...	...	...
20374	1752.40	20349	1749.90
20375	1752.50	20350	1750.00
LTE Band 4 (15MHz)		LTE Band 4 (20MHz)	
Channel	Frequency (MHz)	Channel	Frequency (MHz)
20025	1717.50	20050	1720.00
20026	1717.60	20051	1720.10
....	....	....	....
20174	1732.40	20174	1732.40
20175	1732.50	20175	1732.50
20176	1732.60	20176	1732.60
...	...	...	...
20324	1747.40	20299	1744.90
20325	1747.50	20300	1745.00

LTE Band 5 (1.4MHz)		LTE Band 5 (3MHz)	
Channel	Frequency (MHz)	Channel	Frequency (MHz)
20407	824.70	20415	825.50
20408	824.80	20416	825.60
....	....	....	....
20524	836.40	20524	836.40
20525	836.50	20525	836.50
20526	836.60	20526	836.60
...	...	...	...
20642	848.20	20634	847.40
20643	848.30	20635	847.50
LTE Band 5 (5MHz)		LTE Band 5 (10MHz)	
Channel	Frequency (MHz)	Channel	Frequency (MHz)
20425	826.50	20450	829.00
20426	826.60	20451	829.10
....	....	....	....
20524	836.40	20524	836.40
20525	836.50	20525	836.50
20526	836.60	20526	836.60
...	...	...	...
20624	846.40	20599	839.90
20625	846.50	20600	844.00

LTE Band 7 (5MHz)		LTE Band 7 (10MHz)	
Channel	Frequency (MHz)	Channel	Frequency (MHz)
20775	2502.50	20800	2505.00
20776	2502.60	20801	2502.10
....	....	....	....
21099	2534.90	21099	2534.90
21100	2535.00	21100	2535.00
21101	2535.20	21101	2535.20
...	...	...	...
21424	2567.40	21399	2564.90
21425	2567.50	21400	2565.00
LTE Band 7 (15MHz)		LTE Band 7 (20MHz)	
Channel	Frequency (MHz)	Channel	Frequency (MHz)
20825	2507.50	20850	2510.00
20826	2507.60	20851	2510.10
....	....	....	....
21099	2534.90	21099	2534.90
21100	2535.00	21100	2535.00
21101	2535.20	21101	2535.20
...	...	...	...
21374	2562.40	21349	2559.90
21375	2562.50	21350	2560.00



LTE Band 41 (5MHz)		LTE Band 41 (10MHz)	
Channel	Frequency (MHz)	Channel	Frequency (MHz)
40065	2537.50	40090	2540.00
40066	2537.60	40091	2540.10
....	....	....	....
40639	2594.90	40639	2594.90
40640	2595.00	40640	2595.00
40641	2595.10	40641	2595.10
...	...	...	...
41214	2652.40	41189	2649.90
41215	2652.50	41190	2650.00
LTE Band 41 (15MHz)		LTE Band 41 (20MHz)	
Channel	Frequency (MHz)	Channel	Frequency (MHz)
40115	2542.50	40140	2545.00
40116	2542.60	40141	2545.10
....	....	....	....
40639	2594.90	40639	2594.90
40640	2595.00	40640	2595.00
40641	2595.10	40641	2595.10
...	...	...	...
41164	2647.40	41139	2644.90
41165	2647.50	41140	2645.00

Regards to the operating frequency range, the lowest frequency, the middle frequency, and the highest frequency of channel were selected to perform the test, and the selected channels as below:

LTE Band 2 (1.4MHz)			LTE Band 2 (3MHz)		
Channel	Frequency (MHz)		Channel	Frequency (MHz)	
Lowest channel	18607	1850.70	Lowest channel	18615	1851.50
Middle channel	18900	1880.00	Middle channel	18900	1880.00
Highest channel	19193	1909.30	Highest channel	19185	1908.50
LTE Band 2 (5MHz)			LTE Band 2 (10MHz)		
Channel	Frequency (MHz)		Channel	Frequency (MHz)	
Lowest channel	18625	1852.50	Lowest channel	18650	1855.00
Middle channel	18900	1880.00	Middle channel	18900	1880.00
Highest channel	19175	1907.50	Highest channel	19150	1905.00
LTE Band 2 (15MHz)			LTE Band 2 (20MHz)		
Channel	Frequency (MHz)		Channel	Frequency (MHz)	
Lowest channel	18675	1857.50	Lowest channel	18700	1860.00
Middle channel	18900	1880.00	Middle channel	18900	1880.00
Highest channel	19125	1902.50	Highest channel	19100	1900.00

LTE Band 4 (1.4MHz)			LTE Band 4 (3MHz)		
Channel:	Frequency (MHz)		Channel	Frequency (MHz)	
Lowest channel	19957	1710.70	Lowest channel	19965	1711.50
Middle channel	20175	1732.50	Middle channel	20175	1732.50
Highest channel	20393	1754.30	Highest channel	20385	1753.50
LTE Band 4 (5MHz)			LTE Band 4 (10MHz)		
Channel	Frequency (MHz)		Channel	Frequency (MHz)	
Lowest channel	19975	1712.50	Lowest channel	20000	1715.00
Middle channel	20175	1732.50	Middle channel	20175	1732.50
Highest channel	20375	1752.50	Highest channel	20350	1750.00
LTE Band 4 (15MHz)			LTE Band 4 (20MHz)		
Channel	Frequency (MHz)		Channel	Frequency (MHz)	
Lowest channel	20025	1717.50	Lowest channel	20050	1720.00
Middle channel	20175	1732.50	Middle channel	20175	1732.50
Highest channel	20325	1747.50	Highest channel	20300	1745.00

LTE Band 5 (1.4MHz)			LTE Band 5 (3MHz)		
Channel:	Frequency (MHz)		Channel	Frequency (MHz)	
Lowest channel	20407	824.70	Lowest channel	20415	825.50
Middle channel	20525	836.50	Middle channel	20525	836.50
Highest channel	20643	848.30	Highest channel	20635	847.50
LTE Band 5 (5MHz)			LTE Band 5 (10MHz)		
Channel	Frequency (MHz)		Channel	Frequency (MHz)	
Lowest channel	20425	826.50	Lowest channel	20450	829.00
Middle channel	20525	836.50	Middle channel	20525	836.50
Highest channel	20625	846.50	Highest channel	20600	844.00

LTE Band 7 (5MHz)			LTE Band 7 (10MHz)		
Channel	Frequency (MHz)		Channel	Frequency (MHz)	
Lowest channel	20775	2502.50	Lowest channel	20800	2505.00
Middle channel	21100	2535.00	Middle channel	21100	2535.00
Highest channel	21425	2567.50	Highest channel	21400	2565.00
LTE Band 7 (15MHz)			LTE Band 7 (20MHz)		
Channel	Frequency (MHz)		Channel	Frequency (MHz)	
Lowest channel	20825	2507.50	Lowest channel	20850	2510.00
Middle channel	21100	2535.00	Middle channel	21100	2535.00
Highest channel	21375	2562.50	Highest channel	21350	2560.00

LTE Band 41(5MHz)			LTE Band 41(10MHz)		
Channel	Frequency (MHz)		Channel	Frequency (MHz)	
Lowest channel	40065	2537.50	Lowest channel	40090	2540.00
Middle channel	40640	2595.00	Middle channel	40640	2595.00
Highest channel	41215	2652.50	Highest channel	41190	2650.00
LTE Band 41(15MHz)			LTE Band 41(20MHz)		
Channel	Frequency (MHz)		Channel	Frequency (MHz)	
Lowest channel	40115	2542.50	Lowest channel	40140	2545.00
Middle channel	40640	2595.00	Middle channel	40640	2595.00
Highest channel	41165	2647.50	Highest channel	41140	2645.00

### 5.3 Test environment and mode

Operating Environment:	
Temperature:	Normal: 15°C ~ 35°C, Extreme: -30°C ~ +50°C
Humidity:	20 % ~ 75 % RH
Atmospheric Pressure:	1008 mbar
Voltage:	Nominal: 3.85Vdc, Extreme: Low 3.50Vdc, High 4.40Vdc
Test mode:	
LTE QPSK mode	Keep the EUT communication with simulated station in QPSK mode
LTE 16-QAM mode	Keep the EUT communication with simulated station in 16-QAM mode
Remark: The EUT has been tested under continuous transmitting mode. Channel Low, Mid and High for each type band with rated data rate were chosen for full testing. The field strength of spurious radiation emission was measured as EUT stand-up position (H mode) and lie down position (E1, E2 mode) for these modes. Just the worst case position (H mode) shown in report.	

### 5.4 Description of Support Units

Test Equipment	Manufacturer	Model No.	Serial No.
Simulated Station	Anritsu	MT8820C	6201026545

### 5.5 Measurement Uncertainty

Parameters	Expanded Uncertainty
Radiated Emission (9kHz ~ 30MHz)	±3.12 dB (k=2)
Radiated Emission (30MHz ~ 1000MHz)	±4.32 dB (k=2)
Radiated Emission (1GHz ~ 18GHz)	±5.16 dB (k=2)
Radiated Emission (18GHz ~ 40GHz)	±3.20 dB (k=2)

### 5.6 Related Submittal(s) / Grant (s)

This is an original grant, no related submittals and grants.

### 5.7 Additions to, deviations, or exclusions from the method

No

### 5.8 Laboratory Facility

The test facility is recognized, certified, or accredited by the following organizations:

- **FCC - Designation No.: CN1211**  
Shenzhen Zhongjian Nanfang Testing Co., Ltd. has been accredited as a testing laboratory by FCC (Federal Communications Commission). The test firm Registration No. is 727551.
- **ISED – CAB identifier.: CN0021**  
The 3m Semi-anechoic chamber of Shenzhen Zhongjian Nanfang Testing Co., Ltd. has been Registered by Certification and Engineering Bureau of Industry Canada for radio equipment testing with Registration No.: 10106A-1.
- **A2LA - Registration No.: 4346.01**  
This laboratory is accredited in accordance with the recognized International Standard ISO/IEC 17025:2005 General requirements for the competence of testing and calibration laboratories. The test scope can be found as below link: <https://portal.a2la.org/scopepdf/4346-01.pdf>

## 5.9 Laboratory Location

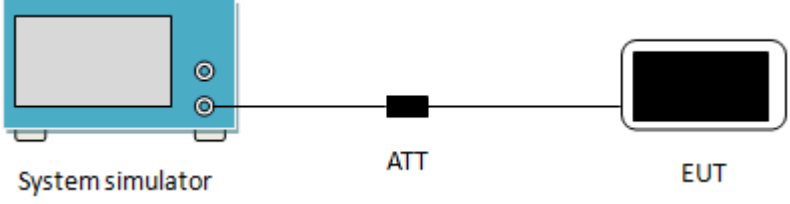
Shenzhen Zhongjian Nanfang Testing Co., Ltd.  
 Address: No.110~116, Building B, Jinyuan Business Building, Xixiang Road, Bao'an District,  
 Shenzhen, Guangdong, China  
 Tel: +86-755-23118282, Fax: +86-755-23116366  
 Email: info@ccis-cb.com, Website: <http://www.ccis-cb.com>

## 5.10 Test Instruments list

Test Equipment	Manufacturer	Model No.	Serial No.	Cal. Date (mm-dd-yy)	Cal. Due date (mm-dd-yy)
3m SAC	SAEMC	9m*6m*6m	966	07-22-2017	07-21-2020
BiConiLog Antenna	SCHWARZBECK	VULB9163	497	03-18-2020	03-17-2021
Biconical Antenna	SCHWARZBECK	VUBA9117	359	06-22-2017	06-21-2020
Horn Antenna	SCHWARZBECK	BBHA9120D	916	03-07-2020	03-06-2021
Horn Antenna	SCHWARZBECK	BBHA9120D	1805	06-22-2017	06-21-2020
				06-22-2020	06-21-2023
Horn Antenna	SCHWARZBECK	BBHA 9170	BBHA9170582	11-18-2019	11-17-2020
EMI Test Software	AUDIX	E3	Version: 6.110919b		
Pre-amplifier	HP	8447D	2944A09358	03-07-2020	03-06-2021
Pre-amplifier	CD	PAP-1G18	11804	03-07-2020	03-06-2021
Spectrum analyzer	Rohde & Schwarz	FSP30	101454	03-05-2020	03-04-2021
Spectrum analyzer	Rohde & Schwarz	FSP40	100363	11-18-2019	11-17-2020
EMI Test Receiver	Rohde & Schwarz	ESRP7	101070	03-05-2020	03-04-2021
Spectrum Analyzer	Agilent	N9020A	MY50510123	11-18-2019	11-17-2020
Signal Generator	Rohde & Schwarz	SMX	835454/016	03-05-2020	03-04-2021
Signal Generator	R&S	SMR20	1008100050	03-05-2020	03-04-2021
RF Switch Unit	MWRFTTEST	MW200	N/A	N/A	N/A
Test Software	MWRFTTEST	MTS8200	Version: 2.0.0.0		
Cable	ZDECL	Z108-NJ-NJ-81	1608458	03-07-2020	03-06-2021
Cable	MICRO-COAX	MFR64639	K10742-5	03-07-2020	03-06-2021
Cable	SUHNER	SUCOFLEX100	58193/4PE	03-07-2020	03-06-2021
DC Power Supply	XinNuoEr	WYK-10020K	1409050110020	09-25-2019	09-24-2020
Temperature Humidity Chamber	HengPu	HPGDS-500	20140828008	11-01-2019	11-31-2020
Simulated Station	Rohde & Schwarz	CMW500	140493	07-22-2019	07-21-2020

## 6. Test results

### 6.1 Conducted Output Power, ERP and EIRP

Test Requirement:	Part 22.913(a)(5), Part 24.232(c), Part 27.50(d)(4), Part 27.50 (h)(2)
Limit:	LTE Band 2: 2W, LTE Band 4: 1W, LTE Band 5: 7W, LTE Band 7: 2W, LTE Band 41: 2W
Test Setup:	 <p>The diagram illustrates the test setup. On the left is a blue 'System simulator' with a screen and two ports. A black line representing a cable connects it to a small black square labeled 'ATT' (attenuator). Another black line connects the 'ATT' to a black rectangular device labeled 'EUT' (Equipment Under Test).</p>
Test Procedure:	The transmitter output was connected to a calibrated attenuator, the other end of which was connected to the CMW500. Transmitter output power was read off in dBm.
Test Instruments:	Refer to section 5.10 for details
Test mode:	Refer to section 5.3 for details
Test results:	Passed

**Measurement Data:**

LTE Band	Bandwidth (MHz)	Modulation	RB Size	RB Offset	Average Power (dBm)				
					18607	18900	19193		
					1850.7MHz	1880.0MHz	1909.3MHz		
2	1.4	QPSK	1	0	23.30	23.19	23.19		
			1	2	23.33	23.35	23.40		
			1	5	23.28	23.26	23.21		
			3	0	22.35	22.36	22.43		
			3	1	22.36	22.34	22.34		
			3	2	22.30	22.41	22.36		
			6	0	22.34	22.37	22.37		
		Antenna Gain (dBi):					-0.76		
		Max. EIRP (dBm):					22.64		
		EIRP Limit (dBm):					33.00		
		16QAM	1	0	22.41	22.61	22.51		
			1	2	22.89	22.95	22.64		
			1	5	22.57	22.56	22.71		
			3	0	21.58	21.34	21.36		
			3	1	21.70	21.33	21.63		
			3	2	21.56	21.61	21.41		
			6	0	21.61	21.51	21.58		
		Antenna Gain (dBi):					-0.76		
		Max. EIRP (dBm):					22.19		
EIRP Limit (dBm):					33.00				

LTE Band	Bandwidth (MHz)	Modulation	RB Size	RB Offset	Average Power (dBm)				
					18615	18900	19185		
					1851.5MHz	1880.0MHz	1908.5MHz		
2	3	QPSK	1	0	23.00	23.13	23.12		
			1	7	23.06	23.04	23.26		
			1	14	23.11	23.10	23.17		
			8	0	22.10	22.15	22.13		
			8	4	22.13	22.12	22.23		
			8	7	22.07	22.06	22.12		
			15	0	22.11	22.11	22.21		
		Antenna Gain (dBi):					-0.76		
		Max. EIRP (dBm):					22.50		
		EIRP Limit (dBm):					33.00		
		16QAM	1	0	22.20	22.47	22.18		
			1	7	22.16	22.49	22.22		
			1	14	22.18	22.20	22.34		
			8	0	21.18	21.15	21.34		
			8	4	21.14	21.13	21.21		
			8	7	21.20	21.12	21.18		
			15	0	21.23	21.11	21.18		
		Antenna Gain (dBi):					-0.76		
		Max. EIRP (dBm):					21.73		
EIRP Limit (dBm):					33.00				

Note: EIRP (dBm) = Average power (dBm) + Antenna Gain (dBi).

LTE Band	Bandwidth (MHz)	Modulation	RB Size	RB Offset	Average Power (dBm)				
					18625	18900	19175		
					1852.5MHz	1880.0MHz	1907.5MHz		
2	5	QPSK	1	0	22.95	22.97	23.07		
			1	12	23.04	23.10	23.11		
			1	24	22.97	22.87	23.06		
			12	0	22.10	22.09	22.10		
			12	6	22.13	22.11	22.23		
			12	11	22.04	22.13	22.11		
			25	0	22.02	22.04	22.08		
		Antenna Gain (dBi):					-0.76		
		Max. EIRP (dBm):					22.35		
		EIRP Limit (dBm):					33.00		
		16QAM	1	0	22.13	22.14	22.19		
			1	12	22.07	22.21	22.12		
			1	24	22.06	22.11	22.32		
			12	0	21.18	21.01	21.13		
			12	6	21.14	21.15	21.20		
			12	11	21.05	21.02	21.03		
			25	0	21.09	21.07	21.12		
		Antenna Gain (dBi):					-0.76		
		Max. EIRP (dBm):					21.56		
		EIRP Limit (dBm):					33.00		
		LTE Band	Bandwidth (MHz)	Modulation	RB Size	RB Offset	Average Power (dBm)		
18650	18900						19150		
1855.0MHz	1880.0MHz						1905.0MHz		
2	10	QPSK	1	0	23.05	23.00	23.08		
			1	24	23.02	23.08	23.12		
			1	49	23.00	23.01	23.05		
			25	0	22.11	22.03	22.03		
			25	12	22.04	22.08	22.10		
			25	24	22.02	22.02	22.15		
			50	0	22.03	22.12	22.13		
		Antenna Gain (dBi):					-0.76		
		Max. EIRP (dBm):					22.36		
		EIRP Limit (dBm):					33.00		
		16QAM	1	0	22.11	22.42	22.20		
			1	24	22.25	22.25	22.22		
			1	49	22.13	22.37	22.11		
			25	0	21.11	21.06	21.11		
			25	12	21.14	21.07	21.15		
			25	24	21.08	21.01	21.08		
			50	0	21.07	21.03	21.11		
		Antenna Gain (dBi):					-0.76		
		Max. EIRP (dBm):					21.66		
		EIRP Limit (dBm):					33.00		
		Note: EIRP (dBm) = Average power (dBm) + Antenna Gain (dBi).							



LTE Band	Bandwidth (MHz)	Modulation	RB Size	RB Offset	Average Power (dBm)				
					18675	18900	19125		
					1857.5MHz	1880.0MHz	1902.5MHz		
2	15	QPSK	1	0	22.90	22.93	23.02		
			1	37	23.00	23.01	23.13		
			1	74	22.92	22.89	23.06		
			36	0	22.06	22.05	22.16		
			36	16	22.03	22.03	22.20		
			36	35	22.05	22.17	22.10		
			75	0	22.03	22.04	22.11		
		Antenna Gain (dBi):					-0.76		
		Max. EIRP (dBm):					22.37		
		EIRP Limit (dBm):					33.00		
		16QAM	1	0	22.05	22.10	22.31		
			1	37	22.11	22.26	22.02		
			1	74	22.65	22.22	22.34		
			36	0	21.03	21.07	21.15		
			36	16	21.02	21.00	21.22		
			36	35	21.13	21.05	21.11		
			75	0	21.09	21.02	21.10		
		Antenna Gain (dBi):					-0.76		
		Max. EIRP (dBm):					21.89		
		EIRP Limit (dBm):					33.00		

LTE Band	Bandwidth (MHz)	Modulation	RB Size	RB Offset	Average Power (dBm)				
					18700	18900	19100		
					1860.0MHz	1880.0MHz	1900.0MHz		
2	20	QPSK	1	0	22.83	22.90	23.04		
			1	49	23.26	23.13	23.37		
			1	99	22.84	22.75	22.56		
			50	0	22.26	22.10	22.42		
			50	24	22.23	22.29	22.39		
			50	49	22.28	22.11	22.36		
			100	0	22.25	22.07	22.31		
		Antenna Gain (dBi):					-0.76		
		Max. EIRP (dBm):					22.61		
		EIRP Limit (dBm):					33.00		
		16QAM	1	0	22.27	22.36	22.45		
			1	49	22.40	22.54	22.28		
			1	99	22.08	22.34	21.91		
			50	0	21.01	20.94	21.12		
			50	24	21.02	21.02	21.28		
			50	49	21.03	20.93	21.21		
			100	0	21.05	20.94	21.14		
		Antenna Gain (dBi):					-0.76		
		Max. EIRP (dBm):					21.78		
		EIRP Limit (dBm):					33.00		

Note: EIRP (dBm) = Average power (dBm) + Antenna Gain (dBi).

LTE Band	Bandwidth (MHz)	Modulation	RB Size	RB Offset	Average Power (dBm)				
					19957	20175	20393		
					1710.7MHz	1732.5MHz	1754.3MHz		
4	1.4	QPSK	1	0	23.25	23.25	23.14		
			1	2	23.40	23.43	23.31		
			1	5	23.32	23.28	23.20		
			3	0	22.45	22.40	22.31		
			3	1	22.42	22.38	22.40		
			3	2	22.36	22.33	22.30		
			6	0	22.45	22.45	22.43		
		Antenna Gain (dBi):					0.32		
		Max. EIRP (dBm):					23.75		
		EIRP Limit (dBm):					30.00		
		16QAM	1	0	22.76	22.67	22.34		
			1	2	22.93	22.52	22.35		
			1	5	22.78	22.71	22.48		
			3	0	21.77	21.41	21.36		
			3	1	21.33	21.54	21.22		
			3	2	21.50	21.58	21.24		
			6	0	21.47	21.47	21.45		
		Antenna Gain (dBi):					0.32		
		Max. EIRP (dBm):					23.25		
		EIRP Limit (dBm):					30.00		
		LTE Band	Bandwidth (MHz)	Modulation	RB Size	RB Offset	Average Power (dBm)		
19965	20175						20385		
1711.5MHz	1732.5MHz						1753.5MHz		
4	3	QPSK	1	0	23.10	23.08	23.00		
			1	7	23.08	23.13	23.06		
			1	14	23.14	23.06	23.02		
			8	0	22.12	22.12	22.14		
			8	4	22.15	22.19	22.06		
			8	7	22.17	22.12	22.11		
			15	0	22.07	22.10	22.07		
		Antenna Gain (dBi):					0.32		
		Max. EIRP (dBm):					23.46		
		EIRP Limit (dBm):					30.00		
		16QAM	1	0	22.32	22.25	22.11		
			1	7	22.23	22.19	22.12		
			1	14	22.26	22.22	22.04		
			8	0	21.18	21.19	21.29		
			8	4	21.14	21.11	21.17		
			8	7	21.12	21.17	21.28		
			15	0	21.18	21.12	21.08		
		Antenna Gain (dBi):					0.32		
		Max. EIRP (dBm):					22.64		
		EIRP Limit (dBm):					30.00		
		<i>Note: EIRP (dBm) = Average power (dBm) + Antenna Gain (dBi).</i>							

LTE Band	Bandwidth (MHz)	Modulation	RB Size	RB Offset	Average Power (dBm)				
					19975	20175	20375		
					1712.5MHz	1732.5MHz	1752.5MHz		
4	5	QPSK	1	0	22.94	22.82	22.86		
			1	12	23.02	23.03	22.96		
			1	24	22.89	22.80	22.79		
			12	0	22.03	22.01	22.02		
			12	6	22.04	22.06	22.03		
			12	11	22.11	21.95	22.00		
			25	0	22.10	21.97	22.08		
		Antenna Gain (dBi):					0.32		
		Max. EIRP (dBm):					23.35		
		EIRP Limit (dBm):					30.00		
		16QAM	1	0	22.05	22.00	22.26		
			1	12	22.40	22.12	22.10		
			1	24	22.01	22.04	22.20		
			12	0	21.11	21.02	21.05		
			12	6	21.06	21.07	21.06		
			12	11	21.05	21.00	21.04		
			25	0	21.15	21.04	21.07		
		Antenna Gain (dBi):					0.32		
		Max. EIRP (dBm):					22.72		
		EIRP Limit (dBm):					30.00		
		LTE Band	Bandwidth (MHz)	Modulation	RB Size	RB Offset	Average Power (dBm)		
20000	20175						20350		
1715.0MHz	1732.5MHz						1750.0MHz		
4	10	QPSK	1	0	23.06	23.01	23.03		
			1	24	23.07	23.06	23.07		
			1	49	22.91	22.86	22.84		
			25	0	22.01	22.05	22.06		
			25	12	22.06	22.01	22.02		
			25	24	22.05	21.94	22.00		
			50	0	22.05	22.02	22.07		
		Antenna Gain (dBi):					0.32		
		Max. EIRP (dBm):					23.39		
		EIRP Limit (dBm):					30.00		
		16QAM	1	0	22.22	22.30	22.03		
			1	24	22.21	22.37	22.14		
			1	49	22.09	22.23	22.21		
			25	0	21.10	21.12	21.03		
			25	12	21.12	21.03	21.02		
			25	24	21.02	21.01	21.06		
			50	0	21.07	21.02	21.01		
		Antenna Gain (dBi):					0.32		
		Max. EIRP (dBm):					22.69		
		EIRP Limit (dBm):					30.00		
		Note: EIRP (dBm) = Average power (dBm) + Antenna Gain (dBi).							

LTE Band	Bandwidth (MHz)	Modulation	RB Size	RB Offset	Average Power (dBm)				
					20025	20175	20325		
					1717.5MHz	1732.5MHz	1747.5MHz		
4	15	QPSK	1	0	22.87	22.85	22.86		
			1	37	22.84	22.94	22.91		
			1	74	22.76	22.71	22.68		
			36	0	21.96	22.02	22.01		
			36	16	22.01	21.98	22.02		
			36	35	21.94	21.95	21.98		
			75	0	22.03	21.99	22.01		
		Antenna Gain (dBi):					0.32		
		Max. EIRP (dBm):					23.26		
		EIRP Limit (dBm):					30.00		
		16QAM	1	0	22.19	22.54	22.53		
			1	37	22.34	22.10	22.25		
			1	74	22.32	22.03	22.17		
			36	0	21.00	21.03	21.06		
			36	16	21.02	21.00	21.04		
			36	35	21.09	20.98	21.02		
			75	0	21.08	21.03	21.04		
		Antenna Gain (dBi):					0.32		
		Max. EIRP (dBm):					2.286		
		EIRP Limit (dBm):					30.00		
		LTE Band	Bandwidth (MHz)	Modulation	RB Size	RB Offset	Average Power (dBm)		
20050	20175						20300		
1720.0MHz	1732.5MHz						1745.0MHz		
4	20	QPSK	1	0	23.08	23.06	23.06		
			1	49	23.28	23.22	23.25		
			1	99	23.02	22.98	22.96		
			50	0	22.27	22.22	22.36		
			50	24	22.31	22.20	22.31		
			50	49	22.38	22.17	22.30		
			100	0	22.27	22.28	22.35		
		Antenna Gain (dBi):					0.32		
		Max. EIRP (dBm):					23.60		
		EIRP Limit (dBm):					30.00		
		16QAM	1	0	22.11	22.31	22.37		
			1	49	22.22	22.22	22.33		
			1	99	22.15	22.21	22.12		
			50	0	21.03	21.01	21.06		
			50	24	21.05	20.98	21.02		
			50	49	21.01	20.90	21.03		
			100	0	21.00	20.95	21.05		
		Antenna Gain (dBi):					0.32		
		Max. EIRP (dBm):					22.69		
		EIRP Limit (dBm):					30.00		
		Note: EIRP (dBm) = Average power (dBm) + Antenna Gain (dBi).							

LTE Band	Bandwidth (MHz)	Modulation	RB Size	RB Offset	Average Power (dBm)				
					20407	20525	20643		
					824.7MHz	836.5MHz	848.3MHz		
5	1.4	QPSK	1	0	23.22	23.17	23.20		
			1	2	23.33	23.33	23.41		
			1	5	23.31	23.20	23.31		
			3	0	22.40	22.41	22.33		
			3	1	22.36	22.21	22.35		
			3	2	22.44	22.37	22.38		
			6	0	22.50	22.42	22.35		
		Antenna Gain(dBi):					-3.38		
		Max. ERP (dBm):					17.88		
		ERP Limit (dBm):					38.45		
		16QAM	1	0	22.46	22.47	22.39		
			1	2	22.53	22.61	22.53		
			1	5	22.67	22.57	22.64		
			3	0	21.45	21.21	21.36		
			3	1	21.52	21.42	21.26		
			3	2	21.42	21.47	21.37		
			6	0	21.35	21.40	21.41		
		Antenna Gain(dBi):					-3.38		
		Max. ERP (dBm):					17.14		
		ERP Limit (dBm):					38.45		
		LTE Band	Bandwidth (MHz)	Modulation	RB Size	RB Offset	Average Power (dBm)		
20415	20525						20635		
825.5MHz	836.5MHz						847.50MHz		
5	3	QPSK	1	0	23.26	23.28	23.29		
			1	7	23.23	23.24	23.21		
			1	14	23.35	23.15	23.19		
			8	0	22.40	22.30	22.29		
			8	4	22.32	22.42	22.30		
			8	7	22.36	22.37	22.34		
			15	0	22.30	22.35	22.33		
		Antenna Gain(dBi):					-3.38		
		Max. ERP (dBm):					17.82		
		ERP Limit (dBm):					38.45		
		16QAM	1	0	22.73	22.71	22.29		
			1	7	22.48	22.39	22.34		
			1	14	22.47	22.37	22.33		
			8	0	21.44	21.20	21.48		
			8	4	21.49	21.36	21.50		
			8	7	21.30	21.38	21.33		
			15	0	21.38	21.33	21.35		
		Antenna Gain(dBi):					-3.38		
		Max. ERP (dBm):					17.20		
		ERP Limit (dBm):					38.45		
		<p>Note: EIRP (dBm) = Average power (dBm) + Antenna Gain (dBi).  ERP (dBm) = EIRP (dBm) - 2.15 (dB).</p>							

LTE Band	Bandwidth (MHz)	Modulation	RB Size	RB Offset	Average Power (dBm)				
					20425	20525	20625		
					826.5MHz	836.5MHz	846.5MHz		
5	5	QPSK	1	0	23.01	23.04	23.03		
			1	12	23.07	23.10	23.13		
			1	24	23.05	23.07	23.05		
			12	0	22.15	22.12	22.06		
			12	6	22.26	22.21	22.16		
			12	11	22.21	22.14	22.08		
			25	0	22.07	22.15	22.09		
		Antenna Gain(dBi):					-3.38		
		Max. ERP (dBm):					17.60		
		ERP Limit (dBm):					38.45		
		16QAM	1	0	22.36	22.12	22.08		
			1	12	22.50	22.14	22.26		
			1	24	22.54	22.07	22.32		
			12	0	21.10	21.23	21.17		
			12	6	21.12	21.16	21.19		
			12	11	21.11	21.07	21.09		
			25	0	21.10	21.09	21.10		
		Antenna Gain(dBi):					-3.38		
		Max. ERP (dBm):					17.01		
		ERP Limit (dBm):					38.45		
		LTE Band	Bandwidth (MHz)	Modulation	RB Size	RB Offset	Average Power (dBm)		
20450	20525						20600		
829.0MHz	836.5MHz						844.0MHz		
5	10	QPSK	1	0	23.05	23.04	23.10		
			1	24	23.12	23.15	23.21		
			1	49	23.02	23.05	23.02		
			25	0	22.16	22.25	22.21		
			25	12	22.28	22.16	22.13		
			25	24	22.19	22.24	22.15		
			50	0	22.22	22.17	22.22		
		Antenna Gain(dBi):					-3.38		
		Max. ERP (dBm):					17.68		
		ERP Limit (dBm):					38.45		
		16QAM	1	0	22.47	22.21	22.10		
			1	24	22.33	22.51	22.13		
			1	49	22.55	22.03	22.19		
			25	0	21.21	21.14	21.23		
			25	12	21.19	21.22	21.12		
			25	24	21.21	21.14	21.11		
			50	0	21.32	21.16	21.25		
		Antenna Gain(dBi):					-3.38		
		Max. ERP (dBm):					17.02		
		ERP Limit (dBm):					38.45		
		<p>Note: EIRP (dBm) = Average power (dBm) + Antenna Gain (dBi).  ERP (dBm) = EIRP (dBm) - 2.15 (dB).</p>							

LTE Band	Bandwidth (MHz)	Modulation	RB Size	RB Offset	Average Power (dBm)				
					20775	21100	21425		
					2502.5MHz	2535.0MHz	2567.5MHz		
7	5	QPSK	1	0	22.23	22.23	22.28		
			1	12	22.27	22.29	22.37		
			1	24	22.12	22.22	22.26		
			12	0	21.31	21.33	21.46		
			12	6	21.38	21.44	21.57		
			12	11	21.43	21.36	21.41		
			25	0	21.34	21.32	21.61		
		Antenna Gain (dBi):					0.46		
		Max. EIRP (dBm):					22.83		
		EIRP Limit (dBm):					33.00		
		16QAM	1	0	21.11	21.34	21.41		
			1	12	21.35	21.66	21.47		
			1	24	21.29	21.36	21.49		
			12	0	20.35	20.33	20.38		
			12	6	20.42	20.41	20.58		
			12	11	20.33	20.40	20.32		
			25	0	20.38	20.33	20.38		
		Antenna Gain (dBi):					0.46		
		Max. EIRP (dBm):					22.12		
		EIRP Limit (dBm):					33.00		
		LTE Band	Bandwidth (MHz)	Modulation	RB Size	RB Offset	Average Power (dBm)		
20800	21100						21400		
2505.0MHz	2535.0MHz						2565.0MHz		
7	10	QPSK	1	0	22.26	22.33	22.34		
			1	24	22.32	22.47	22.51		
			1	49	22.27	22.33	22.35		
			25	0	21.36	21.67	21.48		
			25	12	21.45	21.46	21.51		
			25	24	21.63	21.54	21.58		
			50	0	21.41	21.45	21.55		
		Antenna Gain (dBi):					0.46		
		Max. EIRP (dBm):					22.97		
		EIRP Limit (dBm):					33.00		
		16QAM	1	0	21.61	21.36	21.32		
			1	24	21.62	21.50	21.48		
			1	49	21.64	21.59	21.66		
			25	0	20.37	20.50	20.51		
			25	12	20.40	20.43	20.50		
			25	24	20.51	20.30	20.54		
			50	0	20.55	20.48	20.53		
		Antenna Gain (dBi):					0.46		
		Max. EIRP (dBm):					22.12		
		EIRP Limit (dBm):					33.00		
		Note: EIRP (dBm) = Average power (dBm) + Antenna Gain (dBi).							

LTE Band	Bandwidth (MHz)	Modulation	RB Size	RB Offset	Average Power (dBm)				
					20825	21100	21375		
					2507.5MHz	2535.0MHz	2562.5MHz		
7	15	QPSK	1	0	22.31	22.24	22.17		
			1	37	22.26	22.19	22.34		
			1	74	22.21	22.31	22.27		
			36	0	21.41	21.44	21.46		
			36	16	21.44	21.43	21.55		
			36	35	21.73	21.37	21.49		
			75	0	21.51	21.48	21.55		
		Antenna Gain (dBi):					0.46		
		Max. EIRP (dBm):					22.80		
		EIRP Limit (dBm):					33.00		
		16QAM	1	0	21.34	21.65	21.76		
			1	37	21.51	21.48	21.52		
			1	74	21.39	21.45	21.45		
			36	0	20.29	20.38	20.43		
			36	16	20.31	20.40	20.46		
			36	35	20.46	20.29	20.41		
			75	0	20.40	20.35	20.40		
		Antenna Gain (dBi):					0.46		
		Max. EIRP (dBm):					22.22		
		EIRP Limit (dBm):					33.00		
		LTE Band	Bandwidth (MHz)	Modulation	RB Size	RB Offset	Average Power (dBm)		
20850	21100						21350		
2510.0MHz	2535.0MHz						2560.0MHz		
7	20	QPSK	1	0	22.03	22.04	22.08		
			1	49	22.40	22.43	22.45		
			1	99	22.08	22.09	22.20		
			50	0	21.30	21.66	21.40		
			50	24	21.44	21.45	21.49		
			50	49	21.54	21.49	21.47		
			100	0	21.59	21.42	21.34		
		Antenna Gain (dBi):					0.46		
		Max. EIRP (dBm):					22.91		
		EIRP Limit (dBm):					33.00		
		16QAM	1	0	21.24	21.22	21.01		
			1	49	21.39	21.64	21.47		
			1	99	21.27	21.67	21.66		
			50	0	20.22	20.45	20.41		
			50	24	20.29	20.36	20.53		
			50	49	20.58	20.25	20.45		
			100	0	20.37	20.34	20.35		
		Antenna Gain (dBi):					0.46		
		Max. EIRP (dBm):					22.13		
		EIRP Limit (dBm):					33.00		
		<i>Note: EIRP (dBm) = Average power (dBm) + Antenna Gain (dBi).</i>							

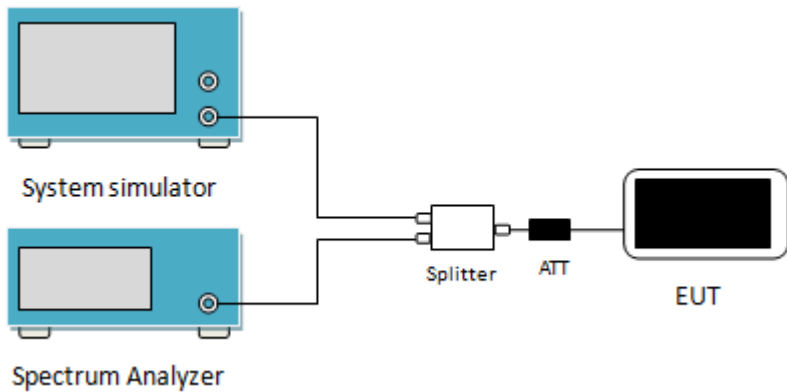


LTE Band	Bandwidth (MHz)	Modulation	RB Size	RB Offset	Average Power (dBm)				
					40065	40640	41215		
					2537.5MHz	2595.0MHz	2652.5MHz		
41	5	QPSK	1	0	22.31	22.66	22.80		
			1	12	22.46	22.76	22.88		
			1	24	22.41	22.75	22.67		
			12	0	21.44	21.73	21.84		
			12	6	21.56	21.77	21.95		
			12	11	21.43	21.75	21.97		
			25	0	21.45	21.74	21.78		
		Antenna Gain(dBi):					0.46		
		Max. EIRP (dBm):					23.34		
		EIRP Limit (dBm):					33.00		
		16QAM	1	0	21.50	21.75	21.85		
			1	12	21.52	21.70	21.98		
			1	24	21.54	21.67	21.87		
			12	0	20.31	20.64	20.81		
			12	6	20.48	20.69	20.86		
			12	11	20.44	20.60	20.85		
			25	0	20.53	20.76	20.97		
		Antenna Gain(dBi):					0.46		
		Max. EIRP (dBm):					22.44		
		EIRP Limit (dBm):					33.00		
		LTE Band	Bandwidth (MHz)	Modulation	RB Size	RB Offset	Average Power (dBm)		
40090	40640						41190		
2540.0MHz	2595.0MHz						2650.0MHz		
41	10	QPSK	1	0	22.53	22.58	22.81		
			1	24	22.49	22.76	22.90		
			1	49	22.48	22.78	22.83		
			25	0	21.48	21.72	21.90		
			25	12	21.62	21.80	21.87		
			25	24	21.61	21.77	21.92		
			50	0	21.54	21.72	21.93		
		Antenna Gain(dBi):					0.46		
		Max. EIRP (dBm):					23.36		
		EIRP Limit (dBm):					33.00		
		16QAM	1	0	21.58	21.72	21.89		
			1	24	21.60	21.78	21.99		
			1	49	21.57	21.66	21.86		
			25	0	20.45	20.67	20.88		
			25	12	20.55	20.74	20.82		
			25	24	20.51	20.73	20.84		
			50	0	20.49	20.64	20.88		
		Antenna Gain(dBi):					0.46		
		Max. EIRP (dBm):					22.45		
		EIRP Limit (dBm):					33.00		

Note: EIRP (dBm) = Average power (dBm) + Antenna Gain (dBi).

LTE Band	Bandwidth (MHz)	Modulation	RB Size	RB Offset	Average Power (dBm)				
					40115	40640	41165		
					2542.5MHz	2595.0MHz	2647.5MHz		
41	15	QPSK	1	0	22.29	22.52	22.68		
			1	37	22.45	22.66	22.73		
			1	74	22.33	22.72	22.58		
			36	0	21.38	21.61	21.76		
			36	16	21.56	21.66	21.85		
			36	35	21.58	21.67	21.65		
			75	0	21.44	21.63	21.72		
		Antenna Gain(dBi):					0.46		
		Max. EIRP (dBm):					23.19		
		EIRP Limit (dBm):					33.00		
		16QAM	1	0	21.62	21.69	21.97		
			1	37	21.60	21.83	21.92		
			1	74	21.64	21.99	21.91		
			36	0	20.47	20.55	20.83		
			36	16	20.50	20.69	20.92		
			36	35	20.48	20.67	20.89		
			75	0	20.42	20.66	20.95		
		Antenna Gain(dBi):					0.46		
		Max. EIRP (dBm):					22.45		
		EIRP Limit (dBm):					33.00		
		LTE Band	Bandwidth (MHz)	Modulation	RB Size	RB Offset	Average Power (dBm)		
40140	40640						41140		
2545.0MHz	2595.0MHz						2645.0MHz		
41	20	QPSK	1	0	22.13	22.38	22.60		
			1	49	22.51	22.73	22.81		
			1	99	22.09	22.38	22.43		
			50	0	21.36	21.64	21.81		
			50	24	21.42	21.63	21.89		
			50	49	21.39	21.75	21.79		
			100	0	21.44	21.66	21.88		
		Antenna Gain(dBi):					0.46		
		Max. EIRP (dBm):					23.27		
		EIRP Limit (dBm):					33.00		
		16QAM	1	0	21.37	21.49	21.79		
			1	49	21.66	21.87	21.96		
			1	99	21.40	21.61	21.73		
			50	0	20.38	20.61	20.88		
			50	24	20.47	20.72	20.91		
			50	49	20.45	20.73	20.82		
			100	0	20.40	20.75	20.84		
		Antenna Gain(dBi):					0.46		
		Max. EIRP (dBm):					22.42		
		EIRP Limit (dBm):					33.00		
		Note: EIRP (dBm) = Average power (dBm) + Antenna Gain (dBi).							

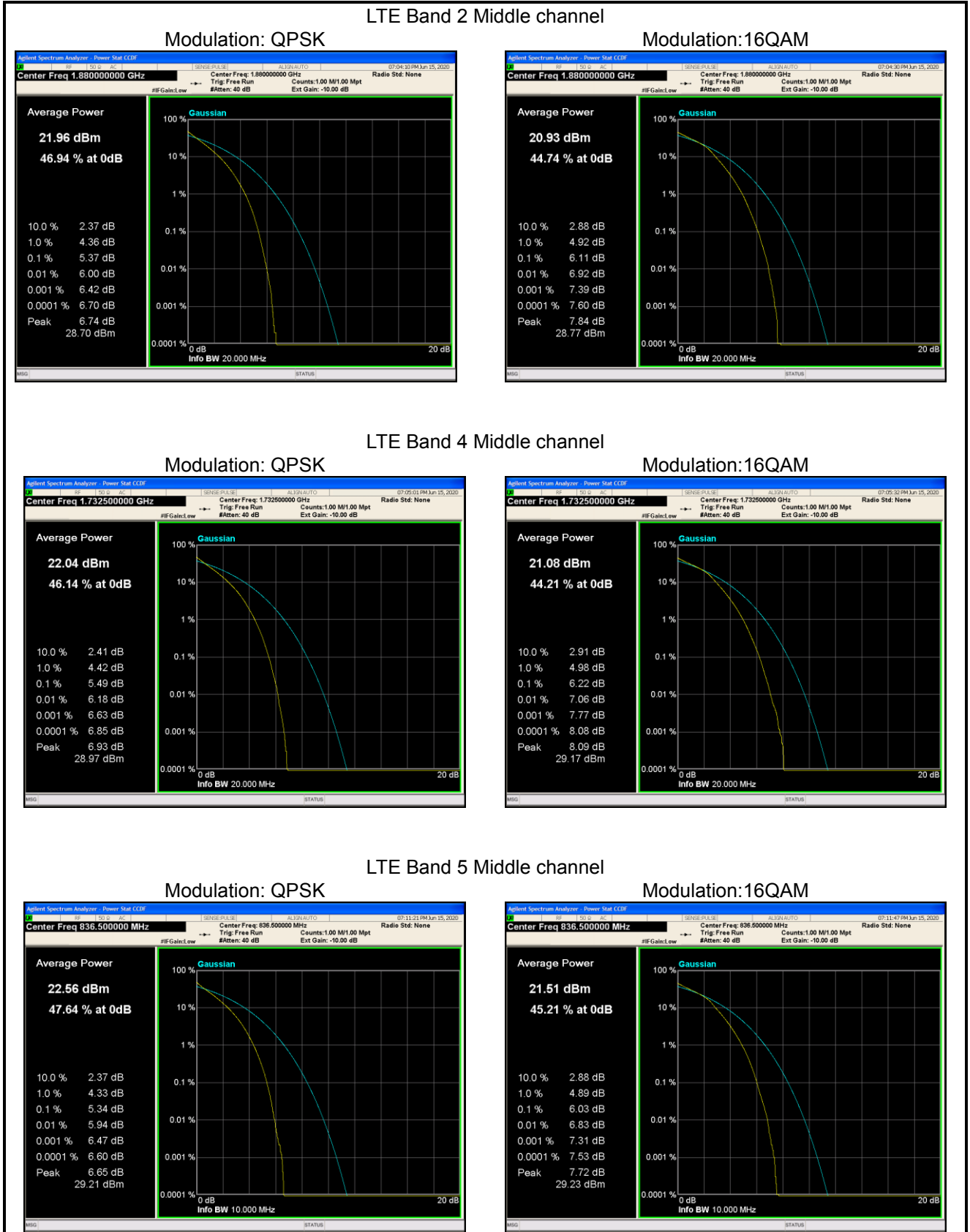
## 6.2 Peak-to-Average Ratio

Test Requirement:	Part 24.232 (d), Part 27.50(d)(5)
Limit:	The peak-to-average ratio (PAR) of the transmission may not exceed 13 dB.
Test Setup:	 <p>The diagram illustrates the test setup. On the left, there are two blue rectangular units: the top one is labeled 'System simulator' and the bottom one is labeled 'Spectrum Analyzer'. Both have a screen and two circular ports on the right side. A single line connects the two ports of the System simulator to a 'Splitter' box. Another line connects the two ports of the Spectrum Analyzer to the same 'Splitter' box. From the 'Splitter', one line goes to an 'ATT' (Attenuator) box, and another line goes to an 'EUT' (Equipment Under Test) box, which is depicted as a black smartphone.</p>
Test Procedure:	<ol style="list-style-type: none"> <li>1 The RF output of the transceiver was connected to a spectrum analyzer through appropriate attenuation.</li> <li>2 Set the CCDF option in spectrum analyzer, <math>RBW \geq OBW</math>,</li> <li>3 Set the EUT working in highest power level, measured and recorded the 0.1% as PAPR level.</li> <li>4 Repeat step 1~3 at other frequency and modulations.</li> </ol>
Test Instruments:	Refer to section 5.10 for details
Test mode:	Refer to section 5.3 for details
Test results:	Passed

**Measurement Data (Worst case):**

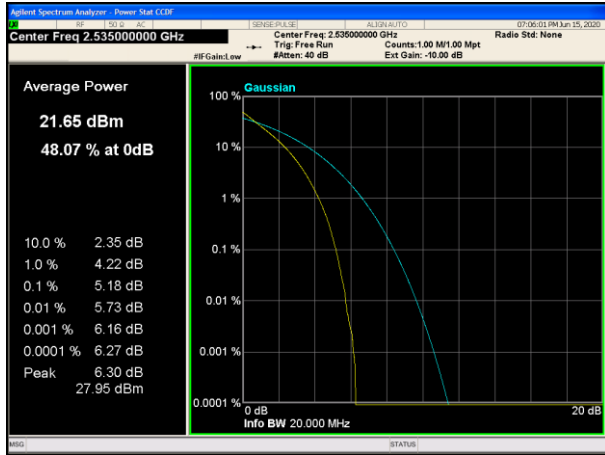
Bandwidth	Modulation	RB Size	RB Offset	PAPR
LTE Band 2 (Middle Channel)				
20MHz	QPSK	100	0	5.37
	16QAM	100	0	6.11
LTE Band 4 (Middle Channel)				
20MHz	QPSK	100	0	5.49
	16QAM	100	0	6.22
LTE Band 5 (Middle Channel)				
10MHz	QPSK	50	0	5.34
	16QAM	50	0	6.03
LTE Band 7 (Middle Channel)				
20MHz	QPSK	100	0	5.18
	16QAM	100	0	5.87
LTE Band 41 (Middle Channel)				
20MHz	QPSK	100	0	5.58
	16QAM	100	0	6.23

Test plots as below:

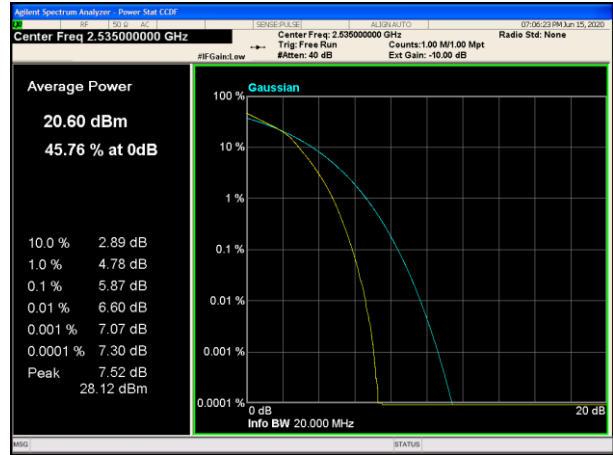


### LTE Band 7 Middle channel

Modulation: QPSK

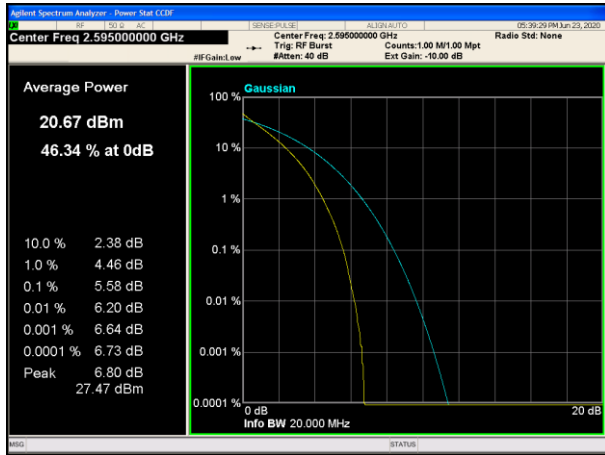


Modulation: 16QAM

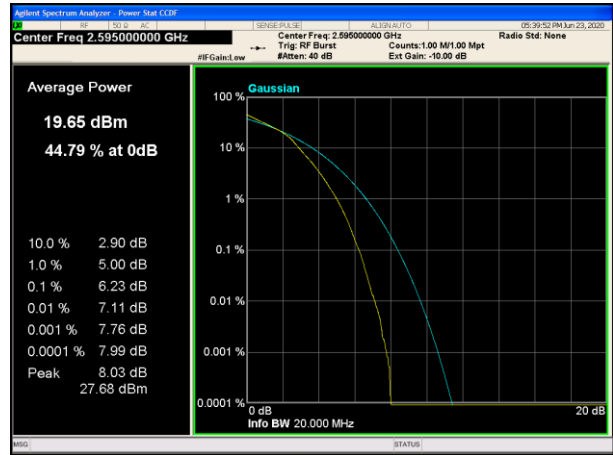


### LTE Band 41 Middle channel

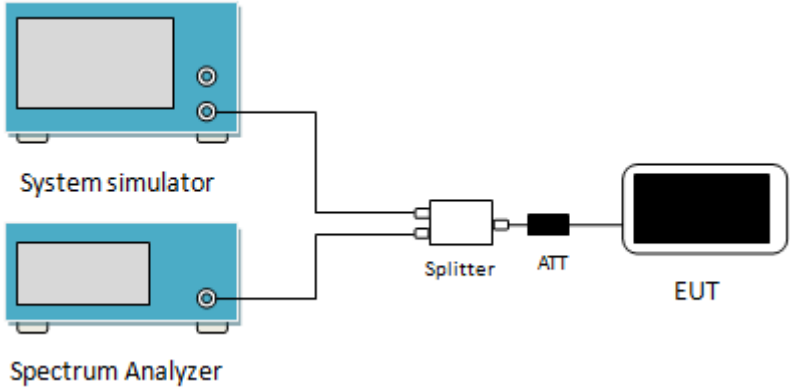
Modulation: QPSK



Modulation: 16QAM



## 6.3 Occupy Bandwidth

Test Requirement:	Part 22.917(b), Part 24.238(b), Part 27.53(h), Part 27.53(m)
Test Setup:	 <p>The diagram shows a test setup. On the left, there are two blue rectangular units: the top one is labeled 'System simulator' and the bottom one is labeled 'Spectrum Analyzer'. Both have a screen and two circular ports on the right side. A single line connects the top port of the System simulator to the top port of the Spectrum Analyzer. From the bottom port of the System simulator, a line goes to the left input of a white rectangular 'Splitter'. From the right output of the Splitter, a line goes to a black rectangular 'ATT' (Attenuator). From the right output of the ATT, a line goes to the left side of a white rectangular 'EUT' (Equipment Under Test) which has a black screen.</p>
Test Procedure:	<ol style="list-style-type: none"> <li>1. The EUT's output RF connector was connected with a short cable to the spectrum analyzer</li> <li>2. RBW was set to about 1% ~ 5% of emission BW, VBW= 3 times RBW.</li> <li>3. -26dBc display line was placed on the screen (or 99% bandwidth), the occupied bandwidth is the delta frequency between the two points where the display line intersects the signal trace.</li> </ol>
Test Instruments:	Refer to section 5.10 for details
Test mode:	Refer to section 5.3 for details
Test results:	Passed

**Measurement Data:**

LTE Band 2					
Bandwidth	Channel	Frequency (MHz)	Modulation	99% OBW (kHz)	-26dBcEBW (kHz)
1.4MHz	18607	1850.70	16QAM	1098	1290
			QPSK	1104	1308
	18900	1880.00	16QAM	1098	1284
			QPSK	1092	1278
	19193	1909.30	16QAM	1098	1266
			QPSK	1098	1284
3MHz	18615	1851.50	16QAM	2724	2964
			QPSK	2724	2988
	18900	1880.00	16QAM	2712	2976
			QPSK	2736	3000
	19185	1908.50	16QAM	2736	2952
			QPSK	2712	3012
5MHz	18625	1852.50	16QAM	4500	4820
			QPSK	4520	4920
	18900	1880.00	16QAM	4480	4840
			QPSK	4520	4840
	19175	1907.50	16QAM	4500	4860
			QPSK	4500	4880
10MHz	18650	1855.00	16QAM	9120	10080
			QPSK	9080	10080
	18900	1880.00	16QAM	9040	10040
			QPSK	9040	9960
	19150	1905.00	16QAM	9120	10200
			QPSK	9120	10360
15MHz	18675	1857.50	16QAM	13560	14700
			QPSK	13560	14700
	18900	1880.00	16QAM	13500	14520
			QPSK	13440	14820
	19125	1902.50	16QAM	13560	15060
			QPSK	13560	15300
20MHz	18700	1860.00	16QAM	17920	19040
			QPSK	18000	19280
	18900	1880.00	16QAM	17920	19200
			QPSK	17920	19200
	19100	1900.00	16QAM	17920	19120
			QPSK	17920	19200



LTE Band 4					
Bandwidth	Channel	Frequency (MHz)	Modulation	99% OBW (kHz)	-26dBcEBW (kHz)
1.4MHz	19957	1710.7	16QAM	1098	1302
			QPSK	1092	1284
	20175	1732.5	16QAM	1098	1278
			QPSK	1098	1284
	20393	1754.3	16QAM	1098	1308
			QPSK	1098	1278
3MHz	19965	1711.5	16QAM	2712	2976
			QPSK	2736	3000
	20175	1732.5	16QAM	2736	2964
			QPSK	2712	2988
	20385	1750.5	16QAM	2712	2976
			QPSK	2736	3000
5MHz	19975	1712.5	16QAM	4480	4840
			QPSK	4520	4940
	20175	1732.5	16QAM	4500	4880
			QPSK	4520	4880
	20375	1752.5	16QAM	4500	4860
			QPSK	4520	4860
10MHz	20000	1715.0	16QAM	9080	10040
			QPSK	9080	10160
	20175	1732.5	16QAM	9080	1000
			QPSK	9080	10080
	20350	1750.0	16QAM	9120	10120
			QPSK	9080	10040
15MHz	20025	1717.5	16QAM	13500	14640
			QPSK	13560	14760
	20175	1732.5	16QAM	13560	1480
			QPSK	13560	14760
	20325	1747.5	16QAM	13500	14580
			QPSK	13500	14760
20MHz	20050	1720.0	16QAM	17920	19280
			QPSK	18000	19280
	20175	1732.5	16QAM	17920	19120
			QPSK	18000	19280
	20300	1745.0	16QAM	18000	19200
			QPSK	17920	19280

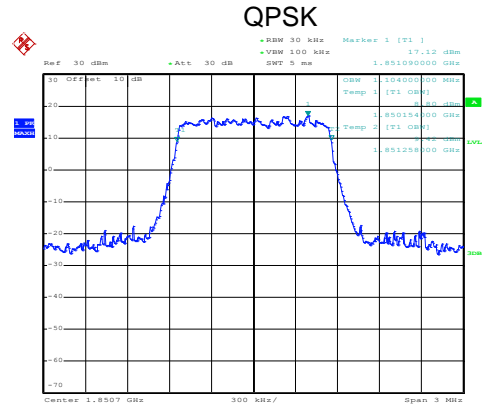
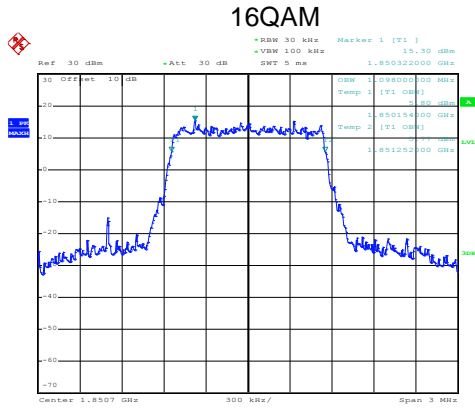
TE Band 5					
Bandwidth	Channel	Frequency (MHz)	Modulation	99% OBW (kHz)	-26dBcEBW (kHz)
1.4MHz	20407	824.7	16QAM	1092	1278
			QPSK	1098	1278
	20525	836.5	16QAM	1092	1296
			QPSK	1092	1266
	20643	848.3	16QAM	1092	190
			QPSK	1098	1284
3MHz	20415	825.5	16QAM	2724	2976
			QPSK	2724	3000
	20525	836.50	16QAM	2712	2988
			QPSK	2724	3000
	20635	847.50	16QAM	2712	2964
			QPSK	2724	3012
5MHz	20425	826.50	16QAM	4500	4800
			QPSK	4520	4880
	20525	836.50	16QAM	4520	4820
			QPSK	4500	4900
	20625	846.50	16QAM	4500	4860
			QPSK	4480	4820
10MHz	20450	829.00	16QAM	9080	10000
			QPSK	9120	10160
	20525	836.50	16QAM	9080	10000
			QPSK	9080	10040
	20600	844.00	16QAM	9080	10000
			QPSK	9080	10120

LTE Band 7					
Bandwidth	Channel	Frequency (MHz)	Modulation	99% OBW (kHz)	-26dBcEBW (kHz)
5MHz	20775	2502.5	16QAM	4500	4860
			QPSK	4500	4900
	21100	2535.0	16QAM	4460	4860
			QPSK	4500	4900
	21425	2567.5	16QAM	4520	4900
			QPSK	4500	4980
10MHz	20800	2505.0	16QAM	9120	10040
			QPSK	9120	10160
	21100	2535.0	16QAM	9080	10040
			QPSK	9080	10080
	21400	2565.0	16QAM	9080	10160
			QPSK	9080	10120
15MHz	20825	2507.5	16QAM	13500	14580
			QPSK	13560	14760
	21100	2535.0	16QAM	13500	14640
			QPSK	13500	14700
	21375	2562.5	16QAM	13560	14700
			QPSK	13560	14820
20MHz	20850	2510.0	16QAM	18000	19200
			QPSK	17920	19200
	21100	2535.0	16QAM	17920	19280
			QPSK	18000	19280
	21350	2560.0	16QAM	17920	19280
			QPSK	18080	19280

LTE Band 41					
Bandwidth	Channel	Frequency (MHz)	Modulation	99% OBW (kHz)	-26dBcEBW (kHz)
5MHz	40065	2537.5	16QAM	4480	4880
			QPSK	4500	4920
	40640	2595.0	16QAM	4500	4820
			QPSK	4520	4860
	41215	2652.5	16QAM	4480	4880
			QPSK	4520	4800
10MHz	40090	2540.0	16QAM	9080	10040
			QPSK	9080	10000
	40640	2595.0	16QAM	9080	9960
			QPSK	9080	9960
	41190	2650.0	16QAM	9000	10000
			QPSK	9040	9960
15MHz	40115	2542.5	16QAM	13500	14460
			QPSK	13440	14760
	40640	2595.0	16QAM	13500	14520
			QPSK	13500	14700
	41165	2647.5	16QAM	13500	14520
			QPSK	13500	14640
20MHz	40140	2545.0	16QAM	17840	19280
			QPSK	18080	19280
	40640	2595.0	16QAM	17920	19120
			QPSK	18000	19360
	41140	2645.0	16QAM	18000	19280
			QPSK	17920	19120

Test plot as follows:  
LTE Band 2 part:

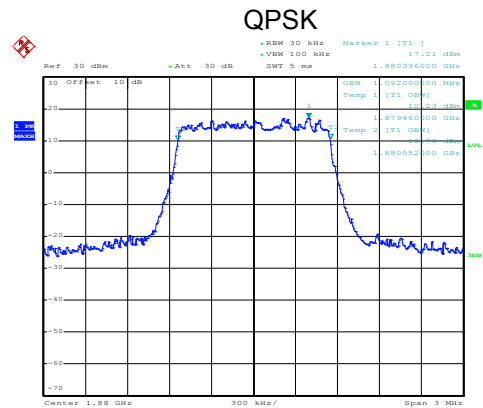
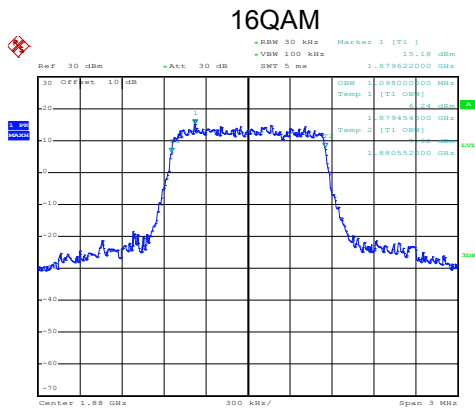
LTE Band 2: 99% Occupy bandwidth  
BW: 1.4MHz



Date: 15.JUN.2020 10:07:03

Date: 15.JUN.2020 10:06:56

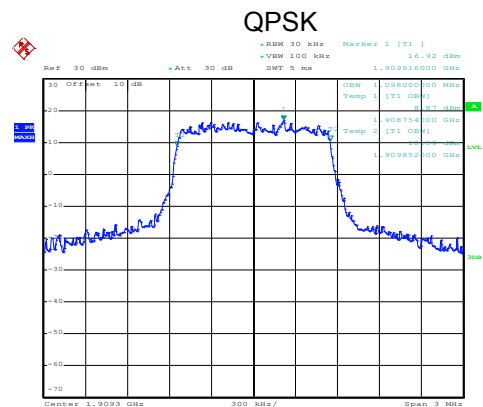
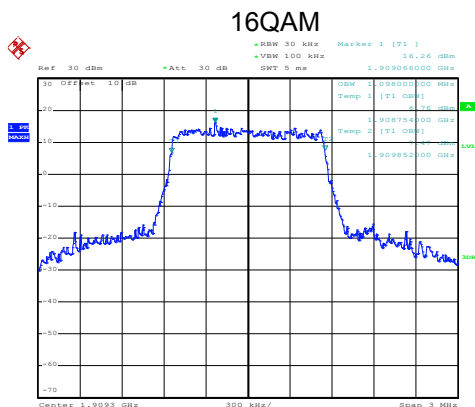
Lowest channel



Date: 15.JUN.2020 10:07:49

Date: 15.JUN.2020 10:07:44

Middle channel



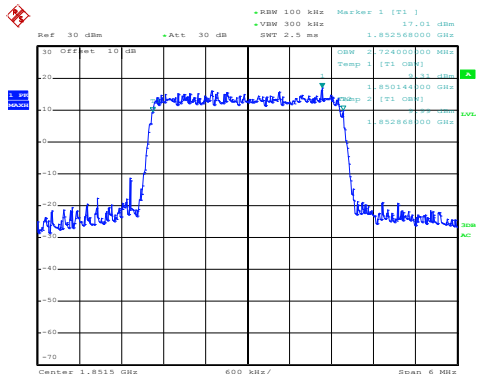
Date: 15.JUN.2020 10:08:12

Date: 15.JUN.2020 10:08:07

Highest channel

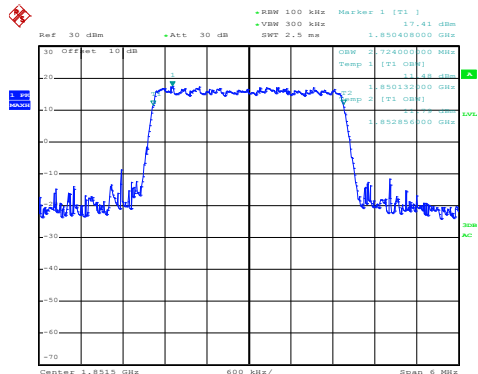
## LTE Band 2: 99% Occupancy bandwidth BW: 3MHz

### 16QAM



Date: 15.JUN.2020 14:43:07

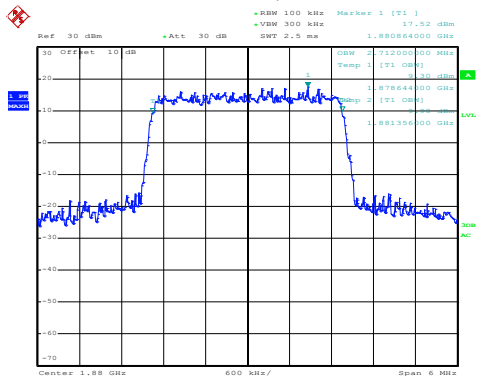
### QPSK



Date: 15.JUN.2020 14:43:02

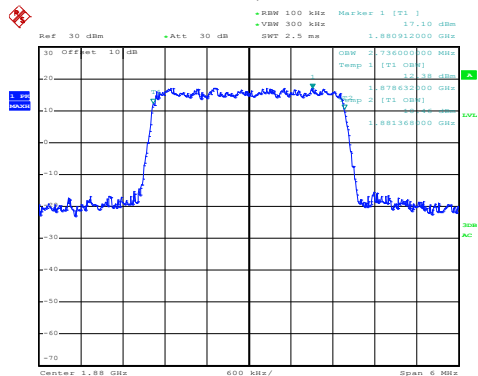
### Lowest channel

### 16QAM



Date: 15.JUN.2020 14:43:43

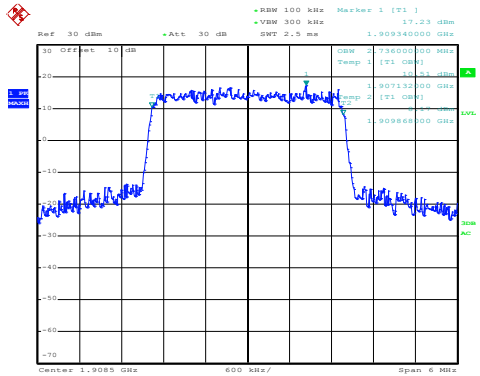
### QPSK



Date: 15.JUN.2020 14:43:39

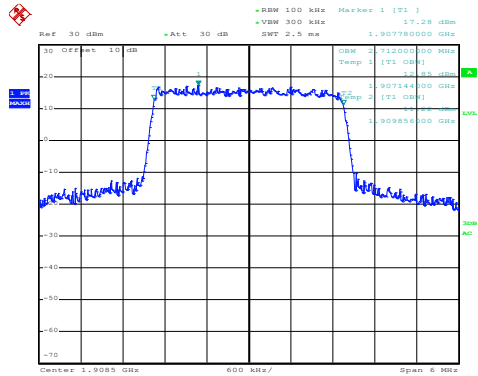
### Middle channel

### 16QAM



Date: 15.JUN.2020 14:44:06

### QPSK

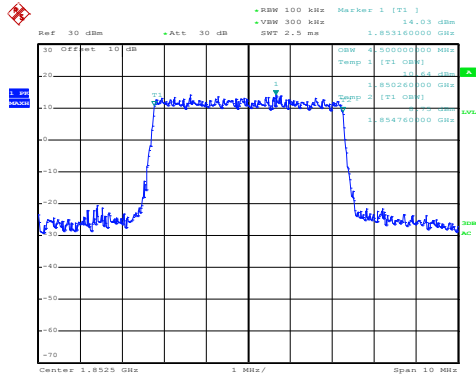


Date: 15.JUN.2020 14:44:03

### Highest channel

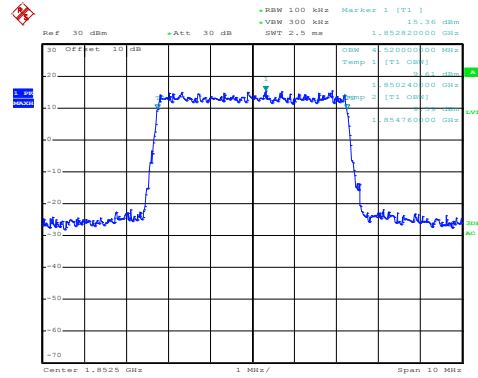
### LTE Band 2: 99% Occupancy bandwidth BW: 5MHz

#### 16QAM



Date: 15.JUN.2020 14:44:52

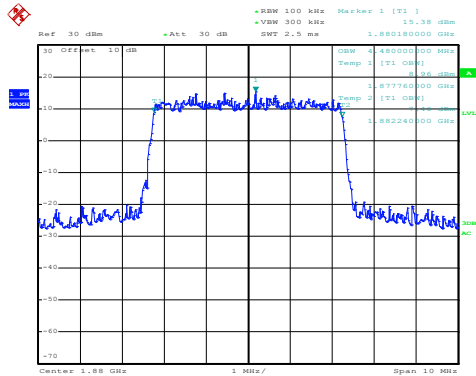
#### QPSK



Date: 15.JUN.2020 14:44:48

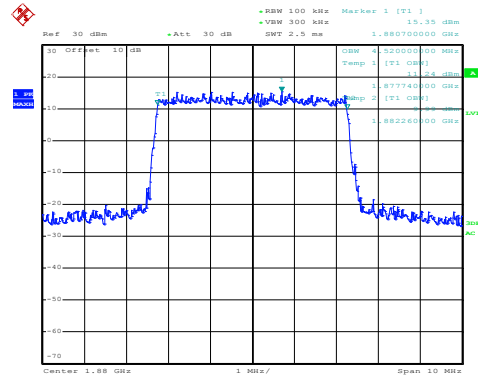
### Lowest channel

#### 16QAM



Date: 15.JUN.2020 14:45:06

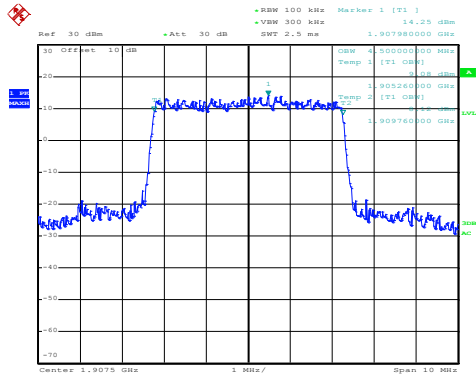
#### QPSK



Date: 15.JUN.2020 14:45:01

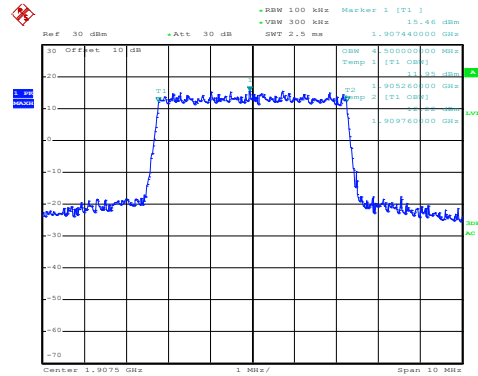
### Middle channel

#### 16QAM



Date: 15.JUN.2020 14:45:42

#### QPSK

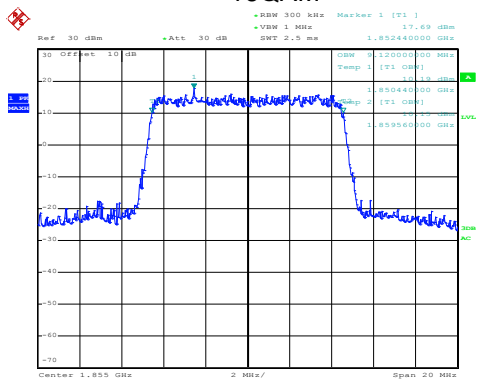


Date: 15.JUN.2020 14:45:38

### Highest channel

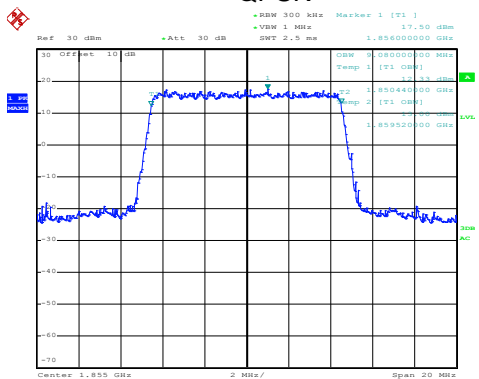
## LTE Band 2: 99% Occupancy bandwidth BW: 10MHz

### 16QAM



Date: 15.JUN.2020 14:46:13

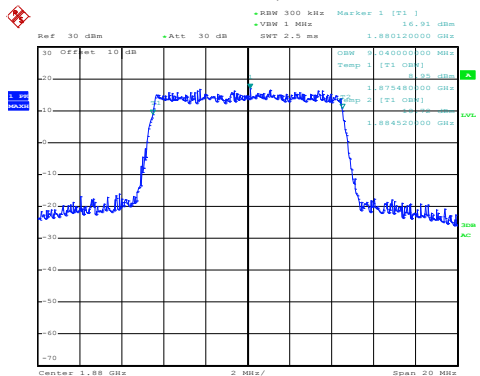
### QPSK



Date: 15.JUN.2020 14:46:09

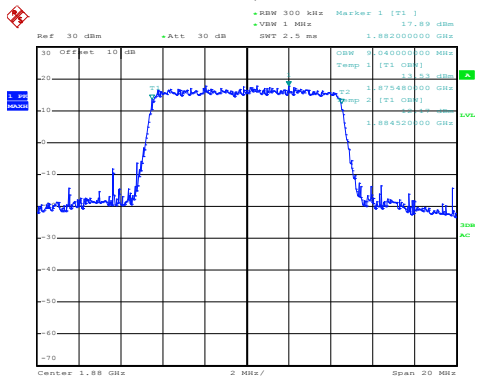
### Lowest channel

### 16QAM



Date: 15.JUN.2020 14:46:46

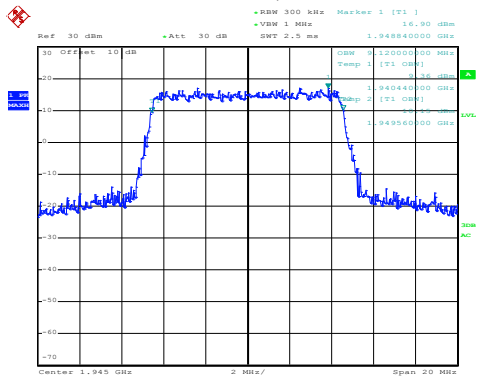
### QPSK



Date: 15.JUN.2020 14:46:42

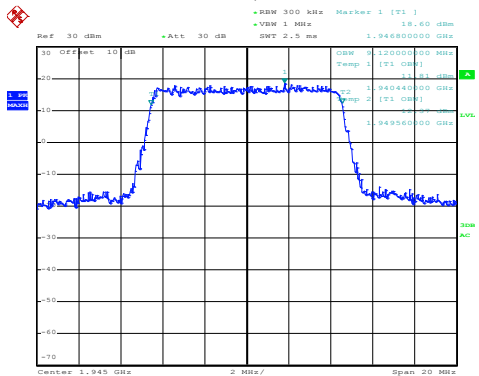
### Middle channel

### 16QAM



Date: 15.JUN.2020 14:47:04

### QPSK



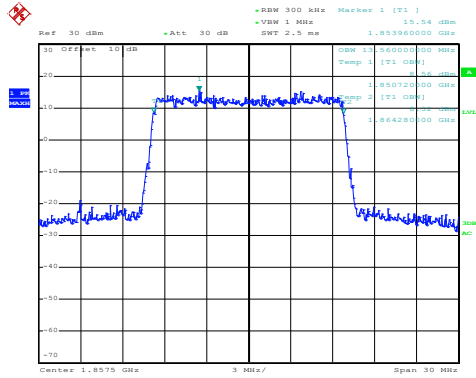
Date: 15.JUN.2020 14:47:00

### Highest channel



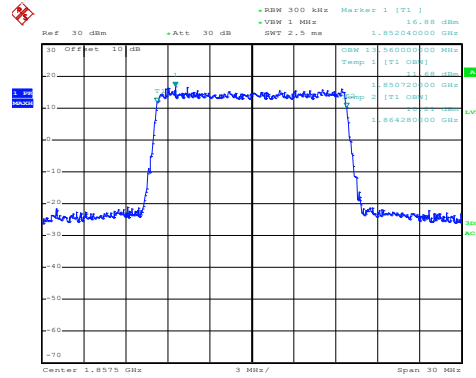
### LTE Band 2: 99% Occupancy bandwidth BW: 15MHz

#### 16QAM



Date: 15.JUN.2020 14:47:49

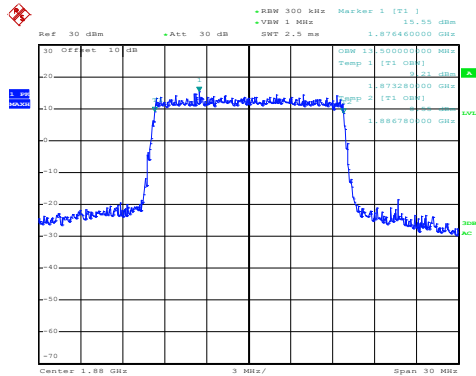
#### QPSK



Date: 15.JUN.2020 14:47:45

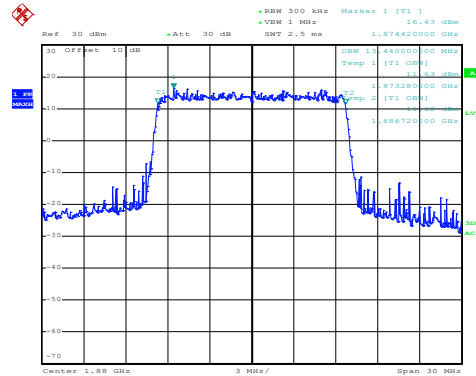
### Lowest channel

#### 16QAM



Date: 15.JUN.2020 14:48:04

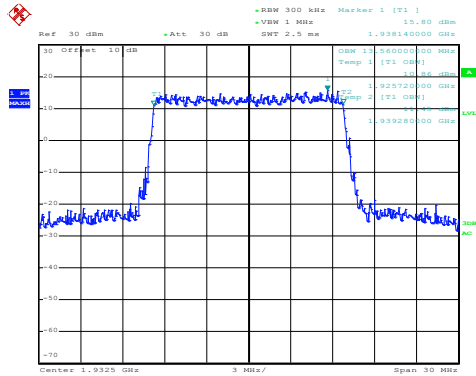
#### QPSK



Date: 15.JUN.2020 14:48:00

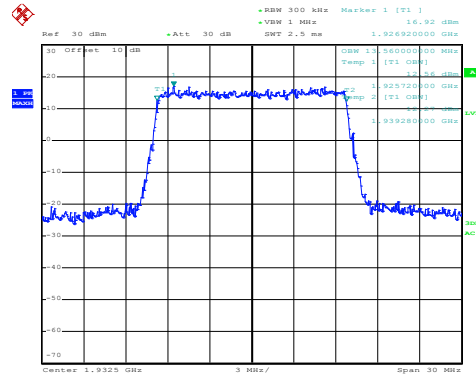
### Middle channel

#### 16QAM



Date: 15.JUN.2020 14:48:42

#### QPSK

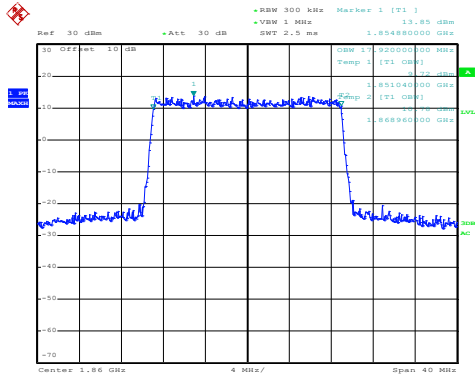


Date: 15.JUN.2020 14:48:38

### Highest channel

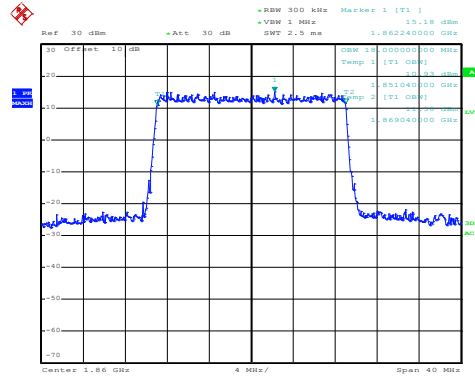
## LTE Band 2: 99% Occupancy bandwidth BW: 20MHz

16QAM



Date: 15.JUN.2020 14:49:03

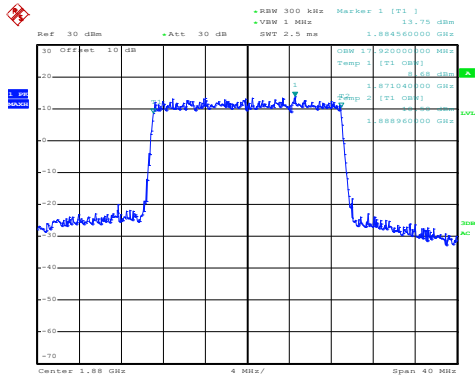
QPSK



Date: 15.JUN.2020 14:48:58

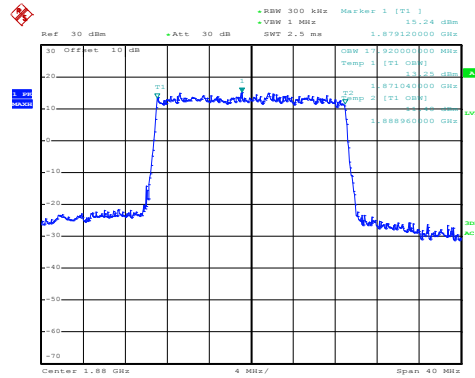
### Lowest channel

16QAM



Date: 15.JUN.2020 14:49:36

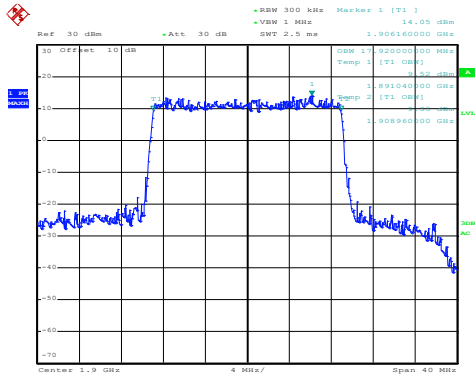
QPSK



Date: 15.JUN.2020 14:49:33

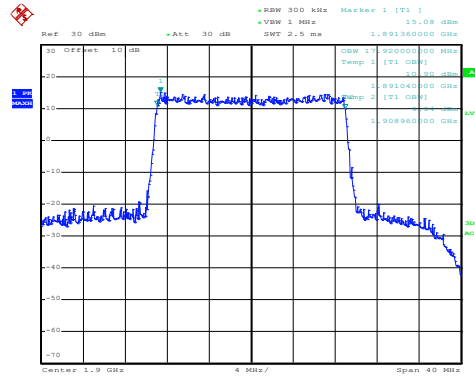
### Middle channel

16QAM



Date: 15.JUN.2020 14:49:52

QPSK

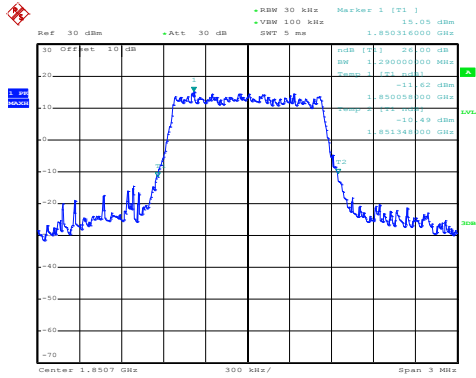


Date: 15.JUN.2020 14:49:48

### Highest channel

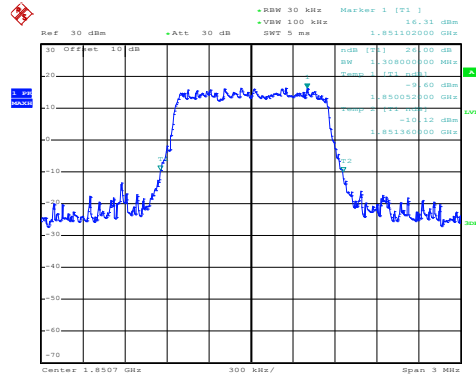
LTE Band 2: -26dBc bandwidth  
BW: 1.4MHz

16QAM



Date: 15.JUN.2020 10:07:18

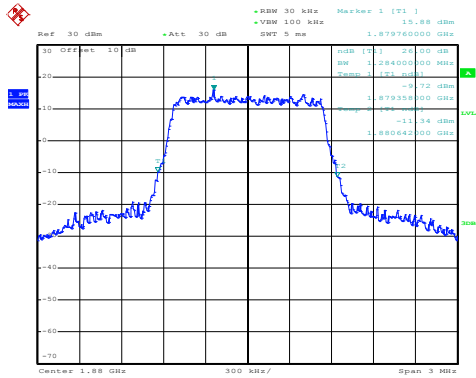
QPSK



Date: 15.JUN.2020 10:07:14

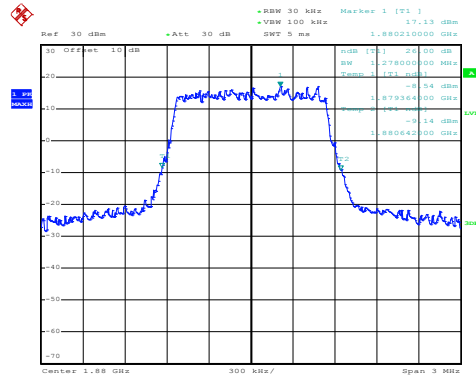
Lowest channel

16QAM



Date: 15.JUN.2020 10:07:34

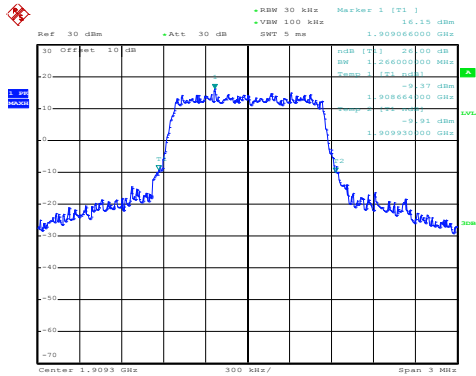
QPSK



Date: 15.JUN.2020 10:07:29

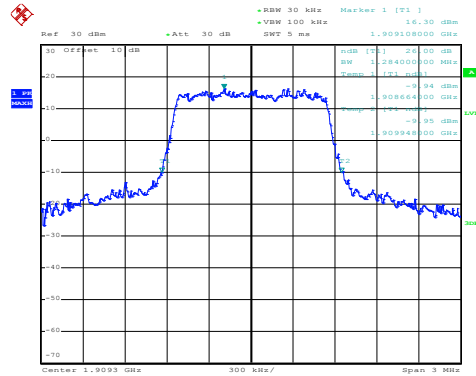
Middle channel

16QAM



Date: 15.JUN.2020 10:08:23

QPSK

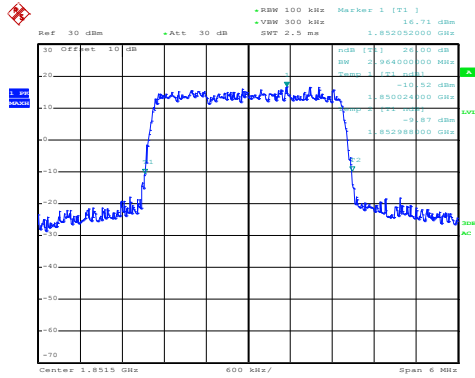


Date: 15.JUN.2020 10:08:18

Highest channel

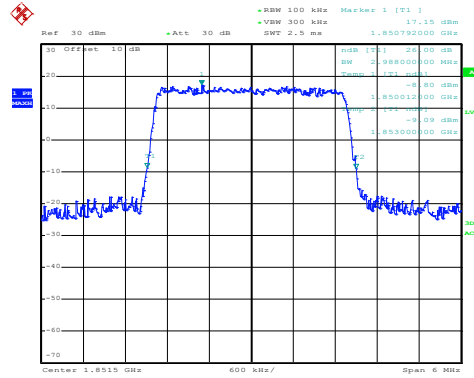
LTE Band 2: -26dBc bandwidth  
BW: 3MHz

16QAM



Date: 15.JUN.2020 14:43:18

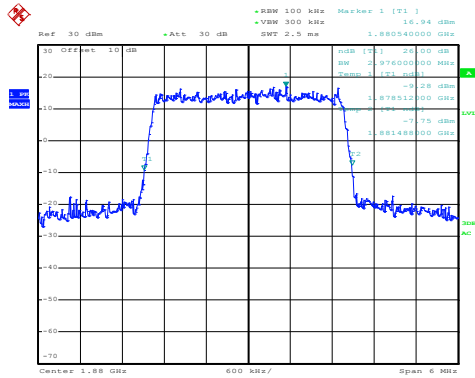
QPSK



Date: 15.JUN.2020 14:43:14

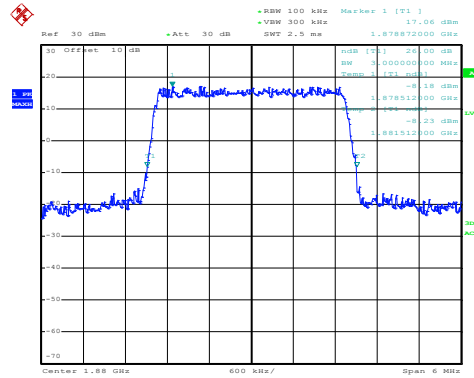
Lowest channel

16QAM



Date: 15.JUN.2020 14:43:31

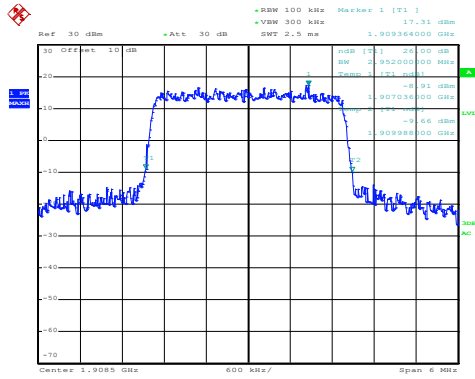
QPSK



Date: 15.JUN.2020 14:43:27

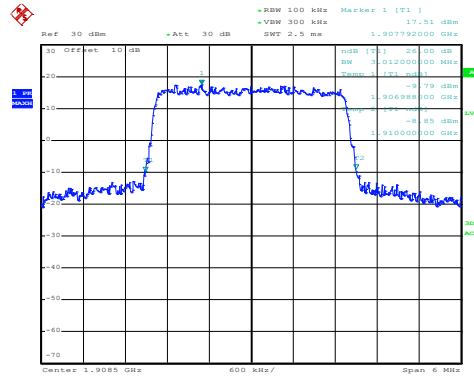
Middle channel

16QAM



Date: 15.JUN.2020 14:44:17

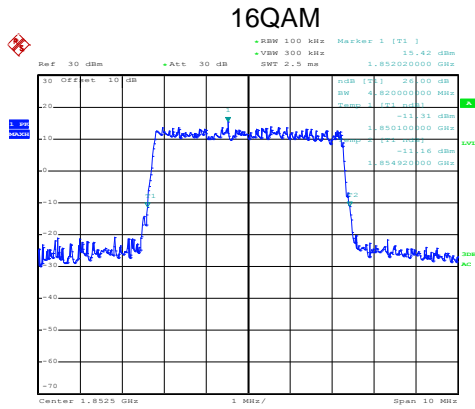
QPSK



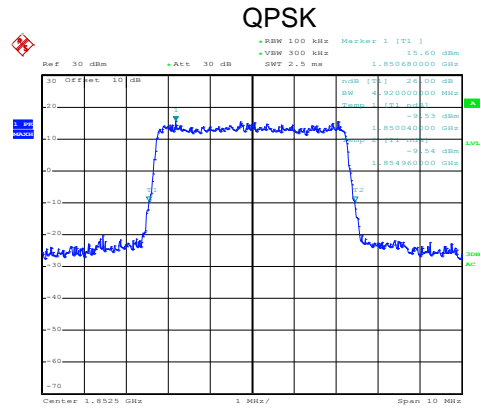
Date: 15.JUN.2020 14:44:13

Highest channel

## LTE Band 2: -26dBc bandwidth BW: 5MHz

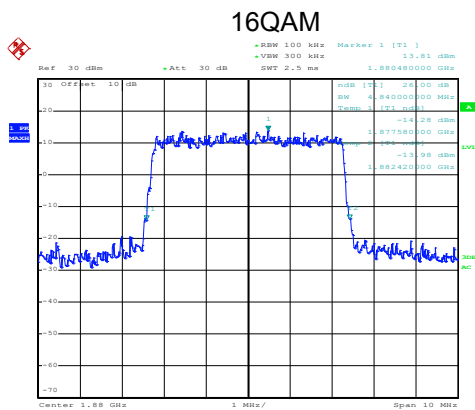


Date: 15.JUN.2020 14:44:41

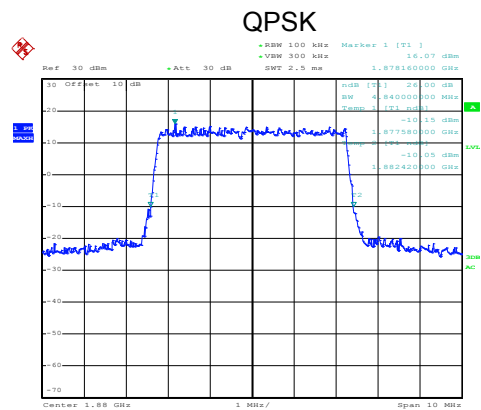


Date: 15.JUN.2020 14:44:37

### Lowest channel

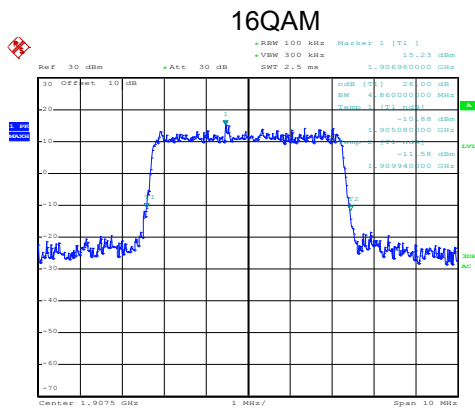


Date: 15.JUN.2020 14:45:18

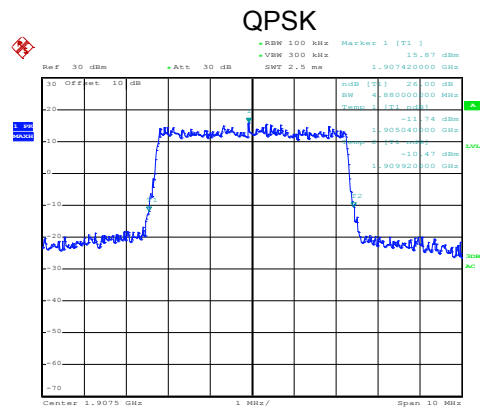


Date: 15.JUN.2020 14:45:15

### Middle channel



Date: 15.JUN.2020 14:45:31

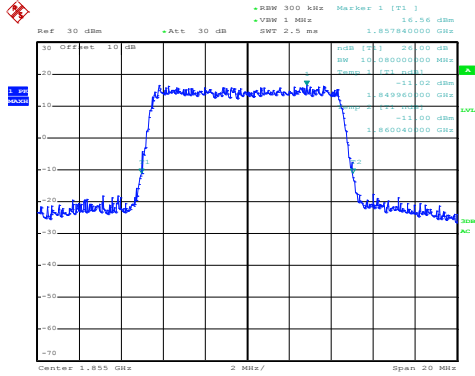


Date: 15.JUN.2020 14:45:28

### Highest channel

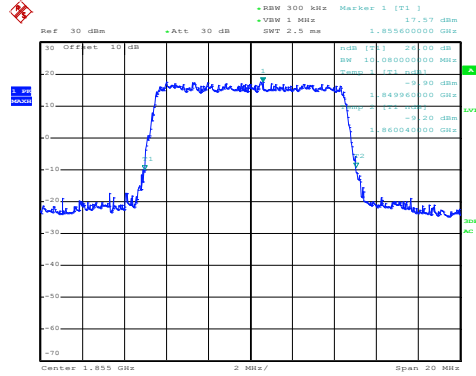
## LTE Band 2: -26dBc bandwidth BW: 10MHz

16QAM



Date: 15.JUN.2020 14:46:23

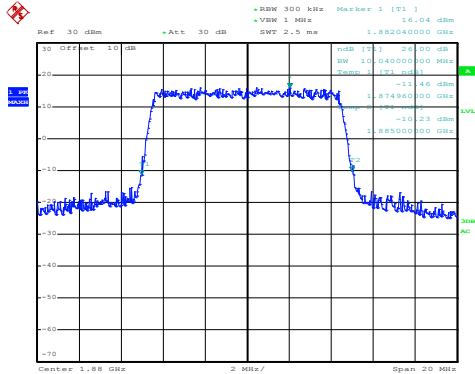
QPSK



Date: 15.JUN.2020 14:46:19

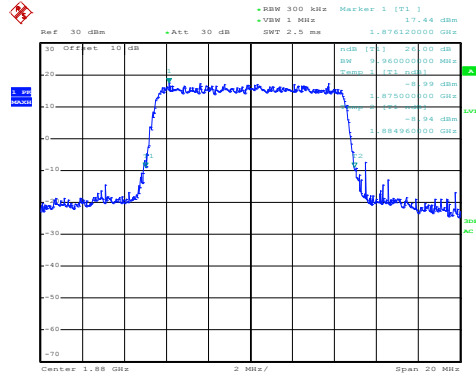
### Lowest channel

16QAM



Date: 15.JUN.2020 14:46:34

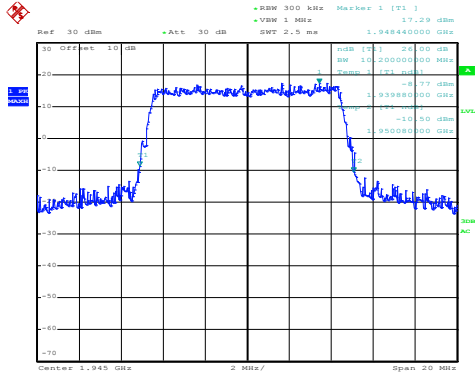
QPSK



Date: 15.JUN.2020 14:46:31

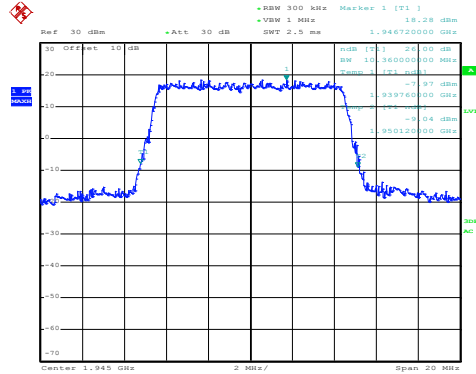
### Middle channel

16QAM



Date: 15.JUN.2020 14:47:15

QPSK

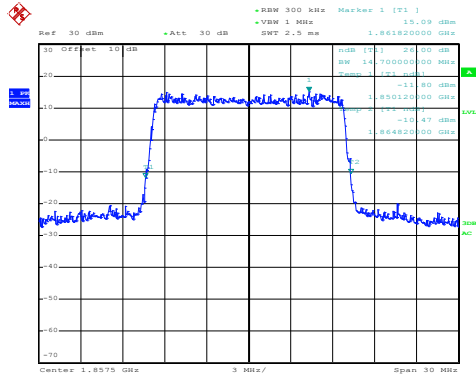


Date: 15.JUN.2020 14:47:11

### Highest channel

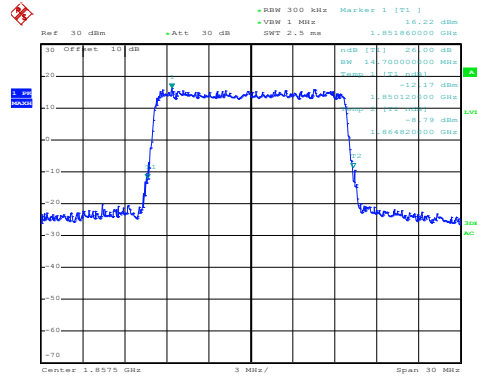
## LTE Band 2: -26dBc bandwidth BW: 15MHz

### 16QAM



Date: 15.JUN.2020 14:47:38

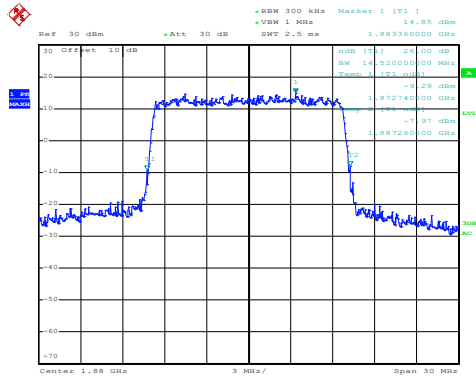
### QPSK



Date: 15.JUN.2020 14:47:35

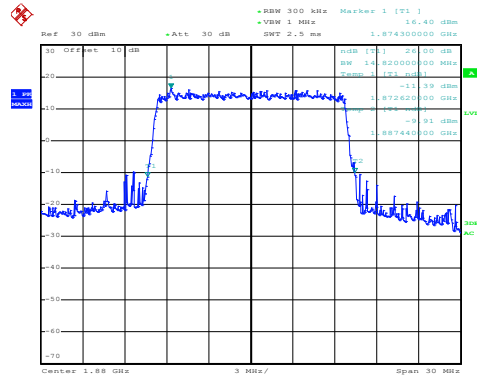
### Lowest channel

### 16QAM



Date: 15.JUN.2020 14:48:15

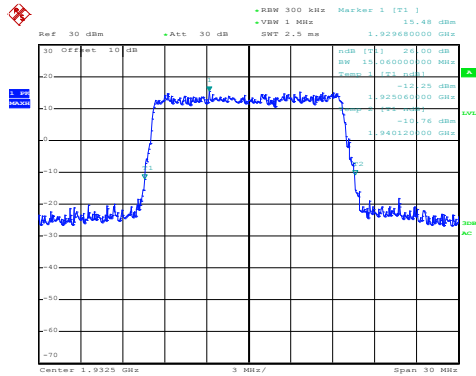
### QPSK



Date: 15.JUN.2020 14:48:11

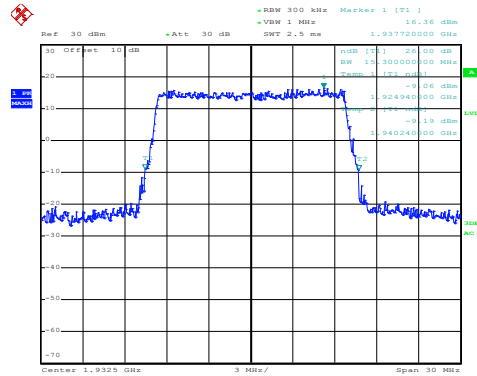
### Middle channel

### 16QAM



Date: 15.JUN.2020 14:48:30

### QPSK

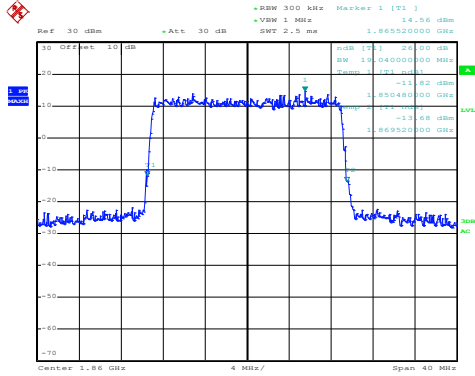


Date: 15.JUN.2020 14:48:26

### Highest channel

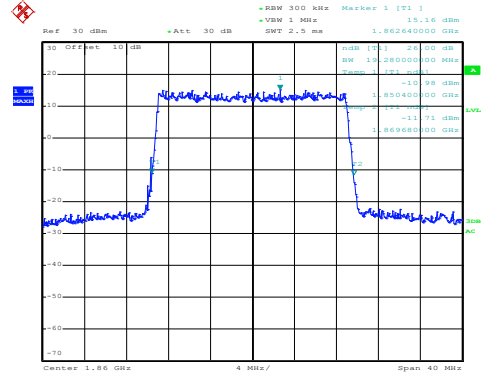
## LTE Band 2: -26dBc bandwidth BW: 20MHz

16QAM



Date: 15 JUN.2020 14:49:13

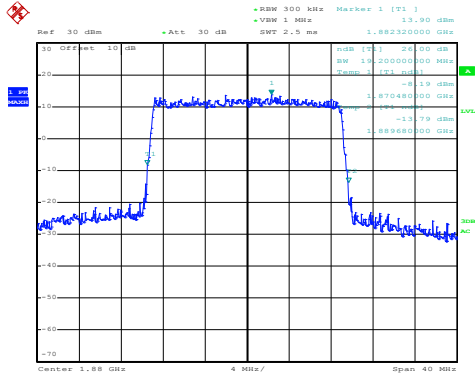
QPSK



Date: 15 JUN.2020 14:49:09

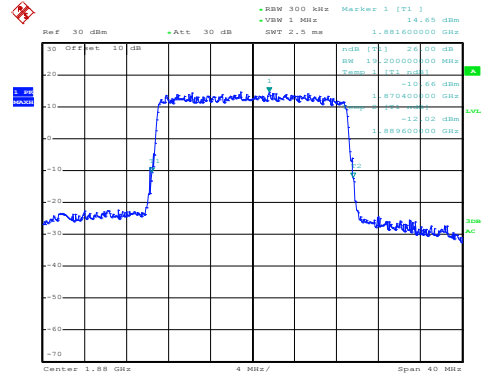
### Lowest channel

16QAM



Date: 15 JUN.2020 14:49:26

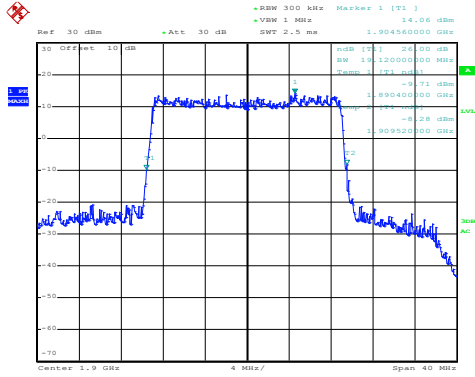
QPSK



Date: 15 JUN.2020 14:49:22

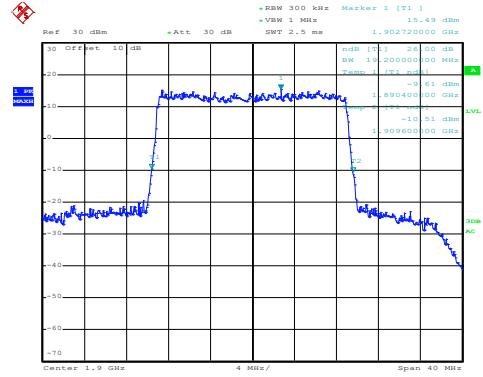
### Middle channel

16QAM



Date: 15 JUN.2020 14:50:03

QPSK



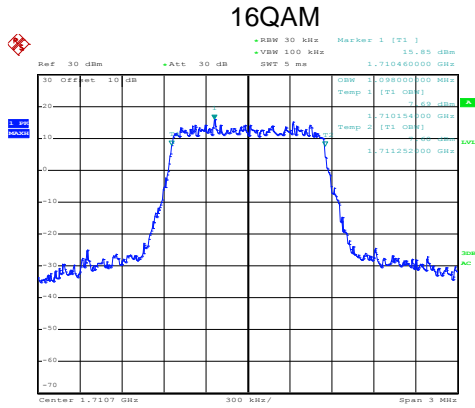
Date: 15 JUN.2020 14:49:59

### Highest channel

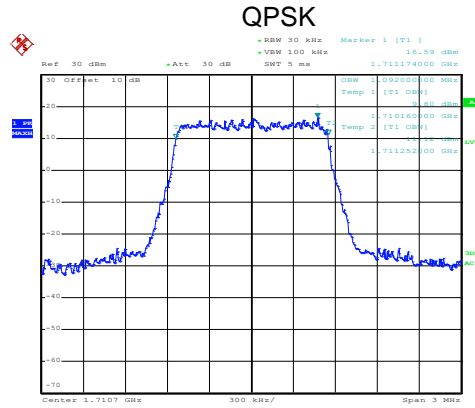


LTE Band 4 part:

LTE Band 4: 99% Occupy bandwidth  
BW: 1.4MHz

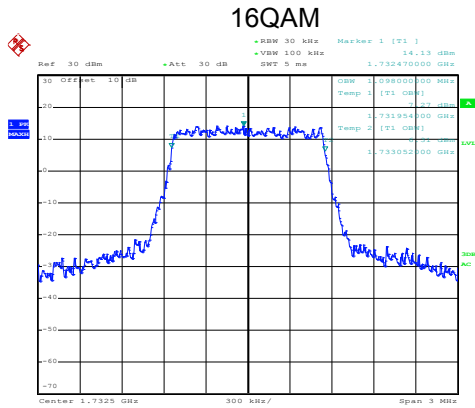


Date: 15.JUN.2020 14:59:39

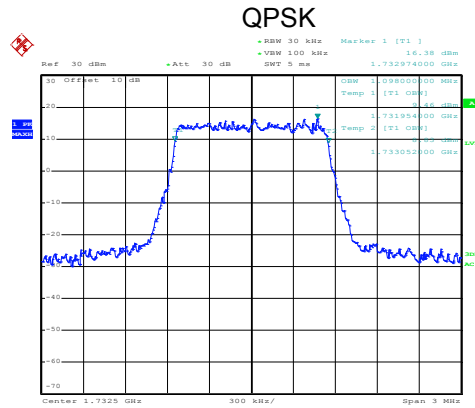


Date: 15.JUN.2020 14:59:35

Lowest channel

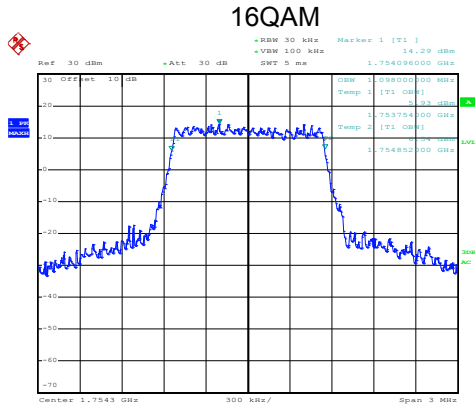


Date: 15.JUN.2020 15:00:23

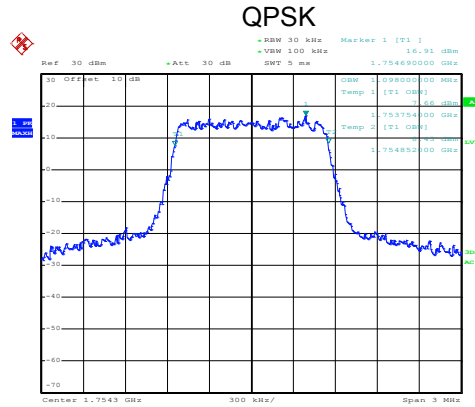


Date: 15.JUN.2020 15:00:19

Middle channel



Date: 15.JUN.2020 15:00:39

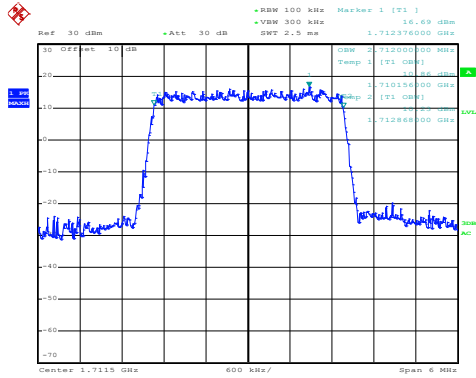


Date: 15.JUN.2020 15:00:36

Highest channel

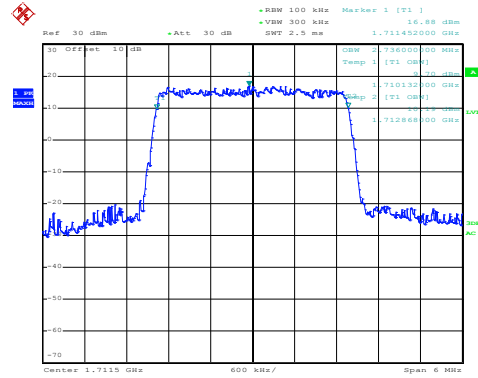
## LTE Band 4: 99% Occupancy bandwidth BW: 3MHz

16QAM



Date: 15.JUN.2020 14:58:07

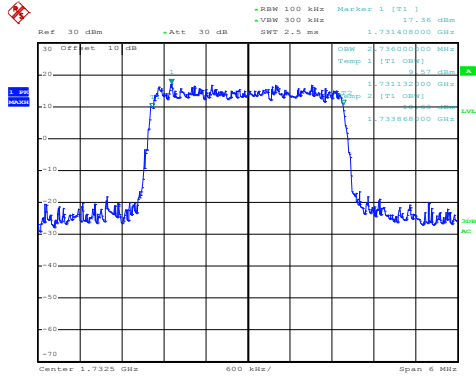
QPSK



Date: 15.JUN.2020 14:58:03

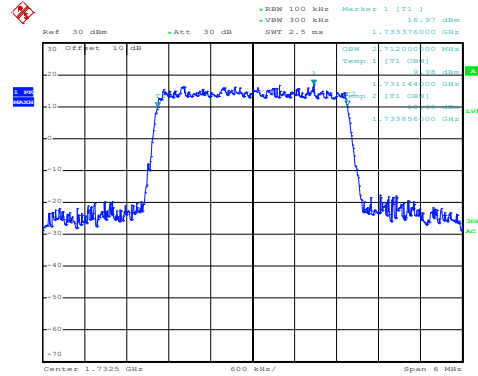
### Lowest channel

16QAM



Date: 15.JUN.2020 14:58:21

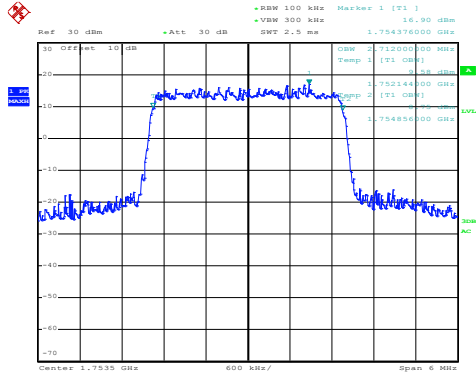
QPSK



Date: 15.JUN.2020 14:58:15

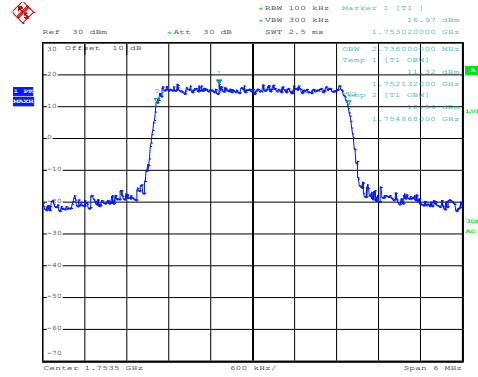
### Middle channel

16QAM



Date: 15.JUN.2020 14:59:06

QPSK

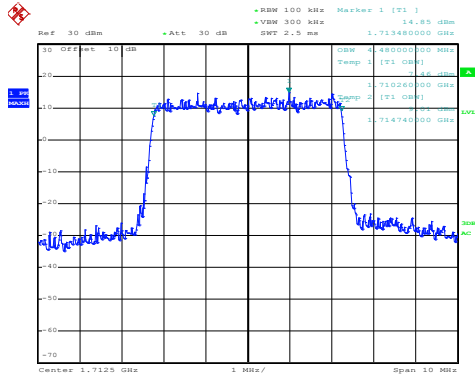


Date: 15.JUN.2020 14:59:01

### Highest channel

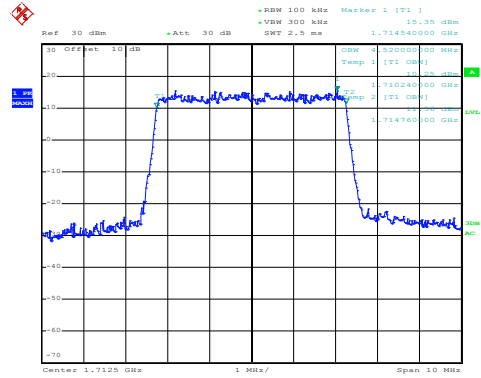
### LTE Band 4: 99% Occupancy bandwidth BW: 5MHz

#### 16QAM



Date: 15.JUN.2020 14:55:56

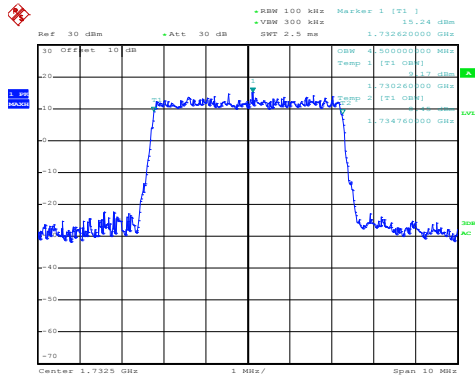
#### QPSK



Date: 15.JUN.2020 14:55:52

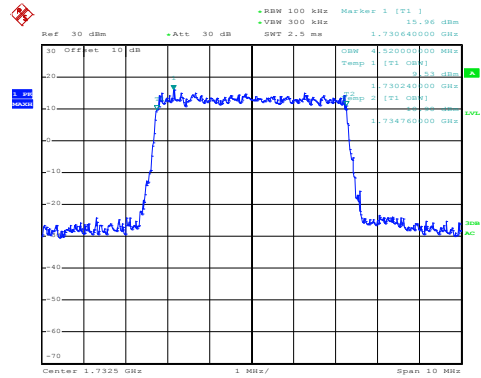
#### Lowest channel

#### 16QAM



Date: 15.JUN.2020 14:56:35

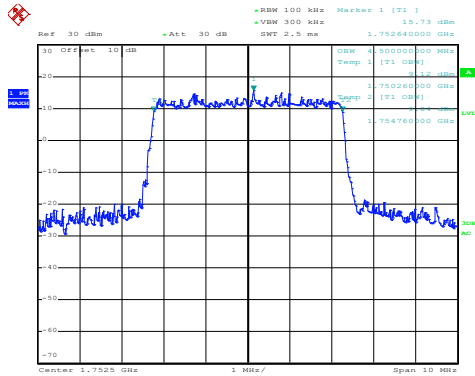
#### QPSK



Date: 15.JUN.2020 14:56:30

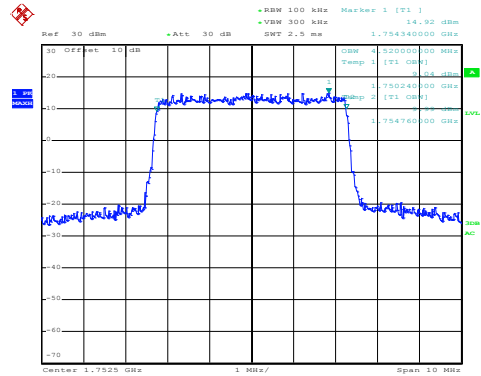
#### Middle channel

#### 16QAM



Date: 15.JUN.2020 14:57:13

#### QPSK

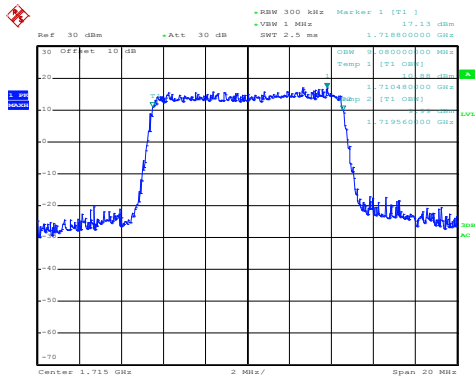


Date: 15.JUN.2020 14:57:07

#### Highest channel

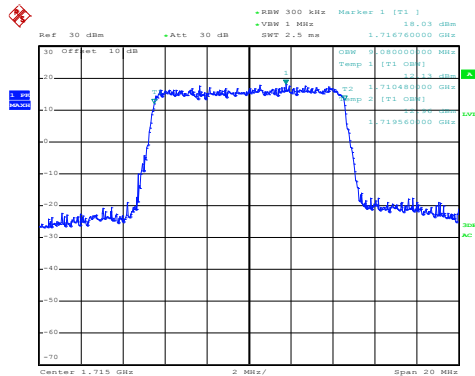
## LTE Band 4: 99% Occupancy bandwidth BW: 10MHz

16QAM



Date: 15.JUN.2020 14:54:11

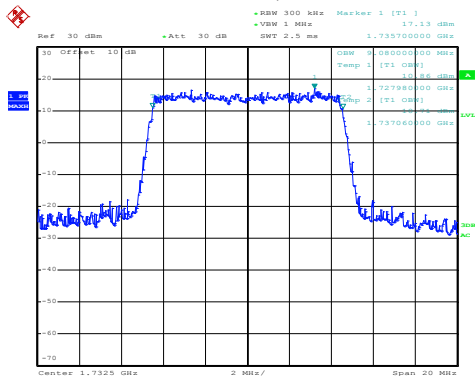
QPSK



Date: 15.JUN.2020 14:54:07

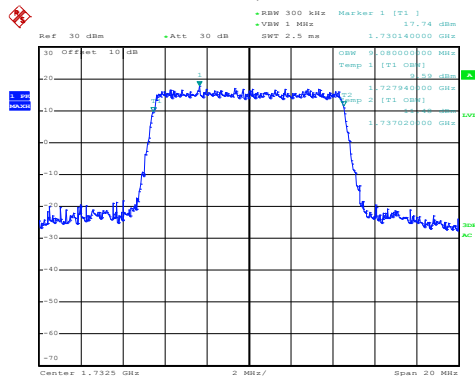
Lowest channel

16QAM



Date: 15.JUN.2020 14:54:29

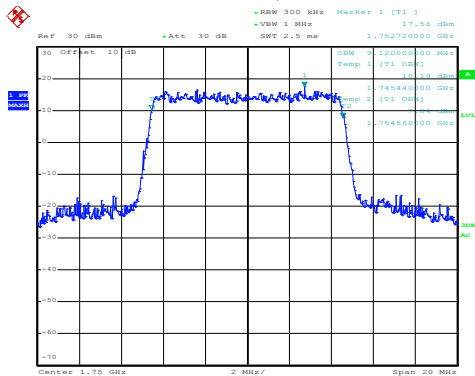
QPSK



Date: 15.JUN.2020 14:54:22

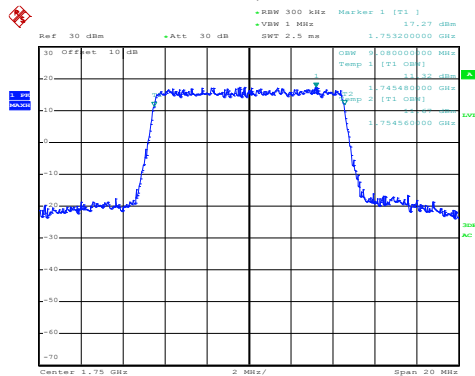
Middle channel

16QAM



Date: 15.JUN.2020 14:55:15

QPSK

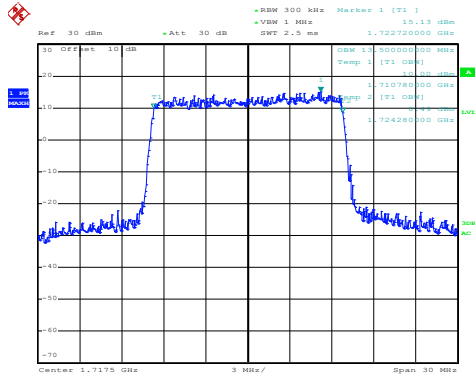


Date: 15.JUN.2020 14:55:10

Highest channel

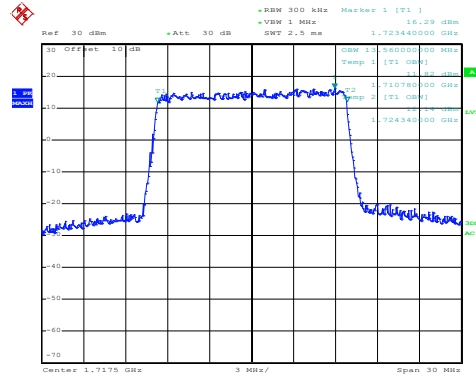
## LTE Band 4: 99% Occupancy bandwidth BW: 15MHz

### 16QAM



Date: 15.JUN.2020 14:51:56

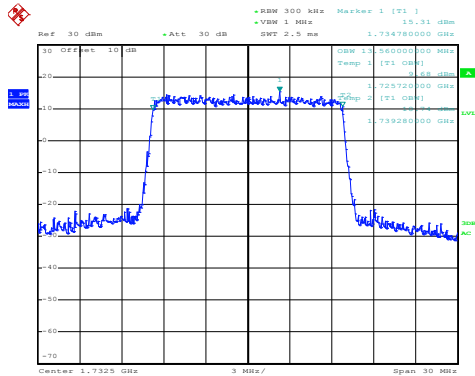
### QPSK



Date: 15.JUN.2020 14:51:52

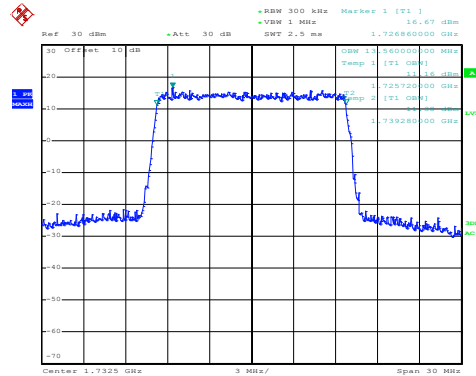
### Lowest channel

### 16QAM



Date: 15.JUN.2020 14:52:32

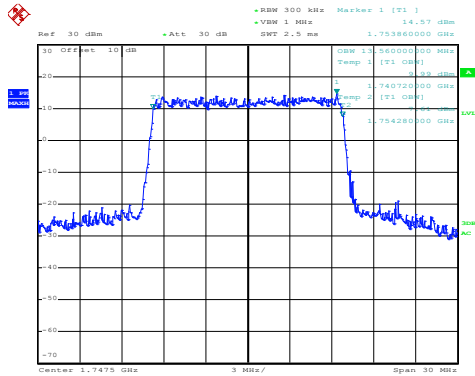
### QPSK



Date: 15.JUN.2020 14:52:27

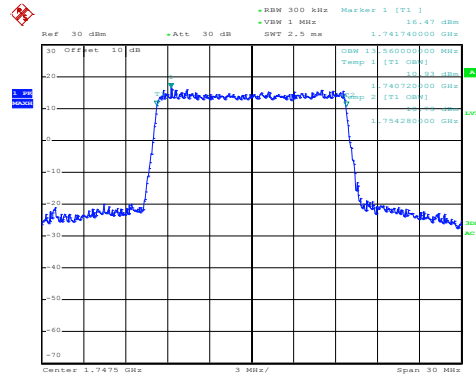
### Middle channel

### 16QAM



Date: 15.JUN.2020 14:53:16

### QPSK

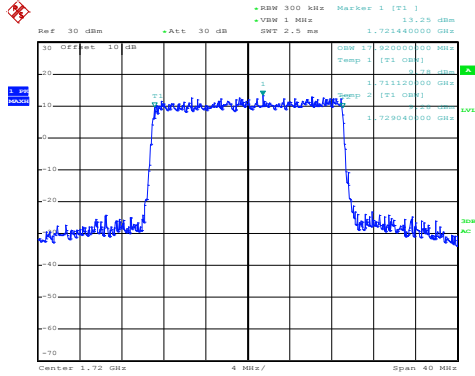


Date: 15.JUN.2020 14:53:13

### Highest channel

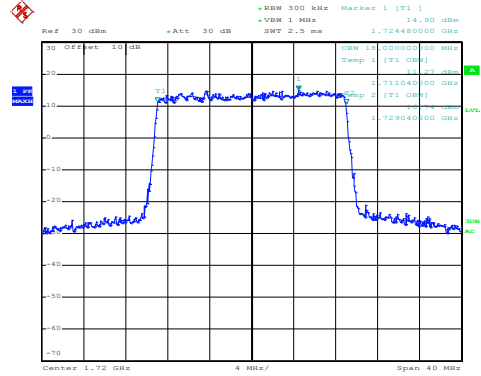
## LTE Band 4: 99% Occupancy bandwidth BW: 20MHz

### 16QAM



Date: 15.JUN.2020 14:50:36

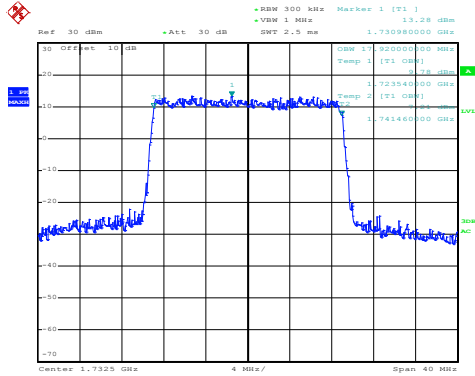
### QPSK



Date: 15.JUN.2020 14:50:32

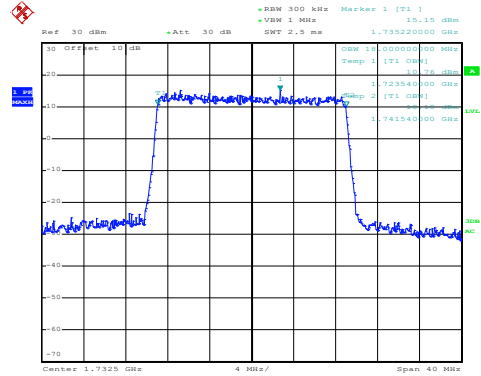
### Lowest channel

### 16QAM



Date: 15.JUN.2020 14:50:50

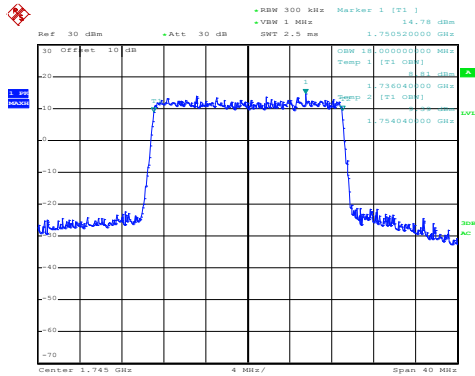
### QPSK



Date: 15.JUN.2020 14:50:46

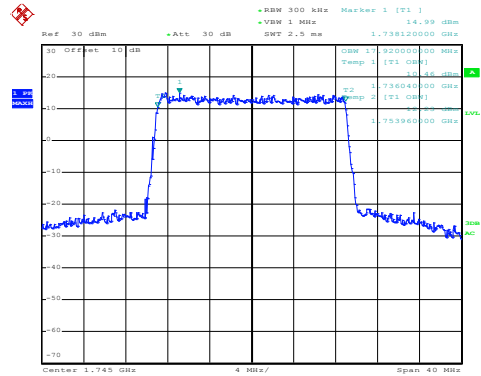
### Middle channel

### 16QAM



Date: 15.JUN.2020 14:51:29

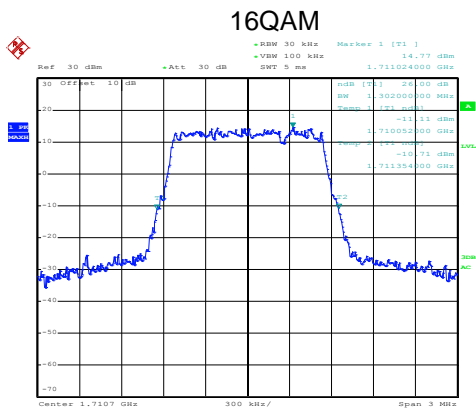
### QPSK



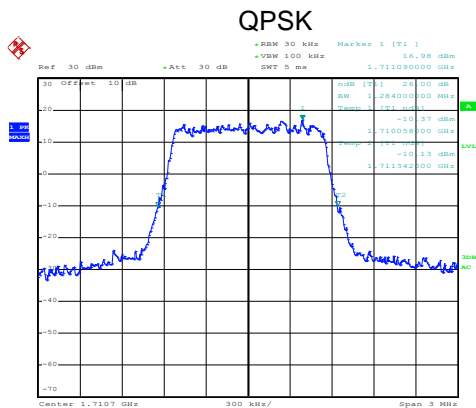
Date: 15.JUN.2020 14:51:24

### Highest channel

LTE Band 4: -26dBc bandwidth  
BW: 1.4MHz

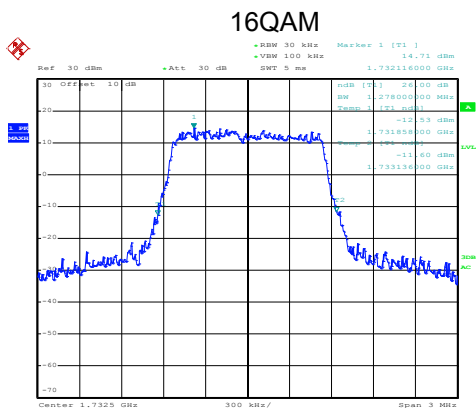


Date: 15.JUN.2020 14:59:52

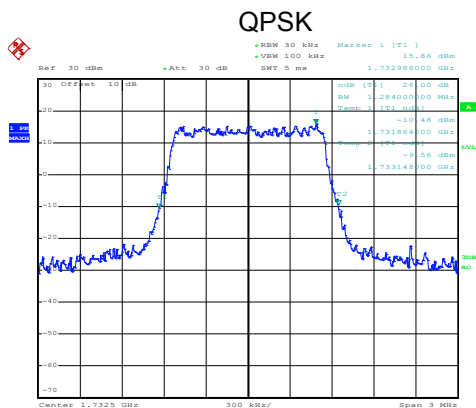


Date: 15.JUN.2020 14:59:47

Lowest channel

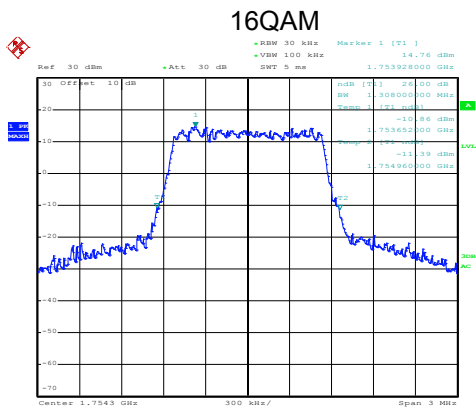


Date: 15.JUN.2020 15:00:09

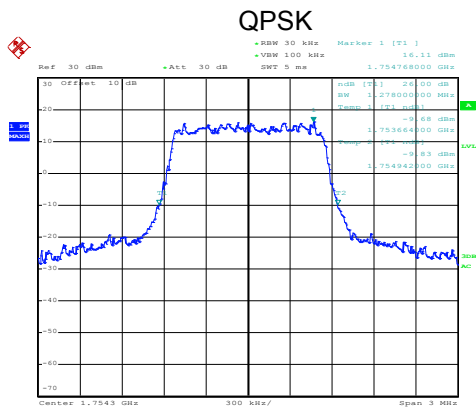


Date: 15.JUN.2020 15:00:05

Middle channel



Date: 15.JUN.2020 15:00:51

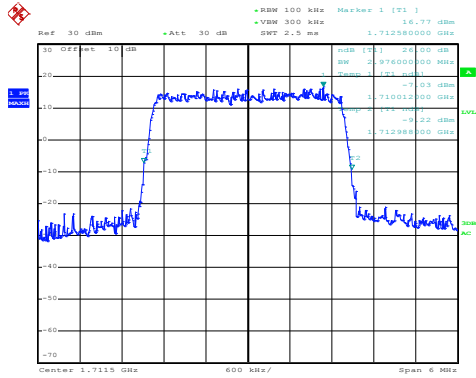


Date: 15.JUN.2020 15:00:46

Highest channel

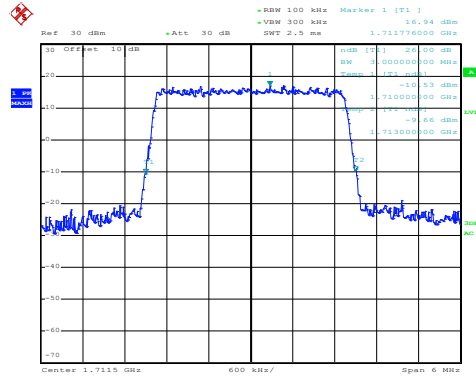
LTE Band 4: -26dBc bandwidth  
BW: 3MHz

16QAM



Date: 15.JUN.2020 14:57:56

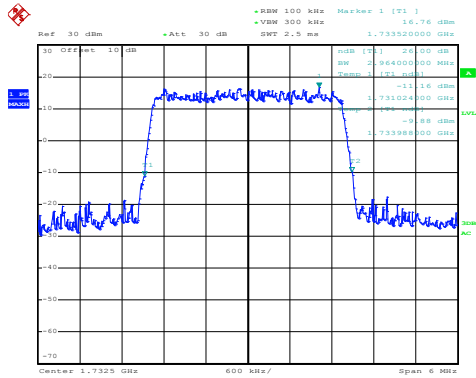
QPSK



Date: 15.JUN.2020 14:57:52

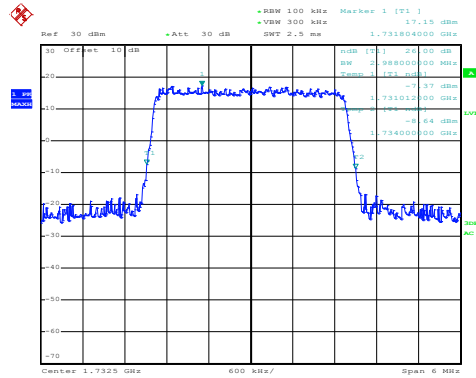
Lowest channel

16QAM



Date: 15.JUN.2020 14:58:33

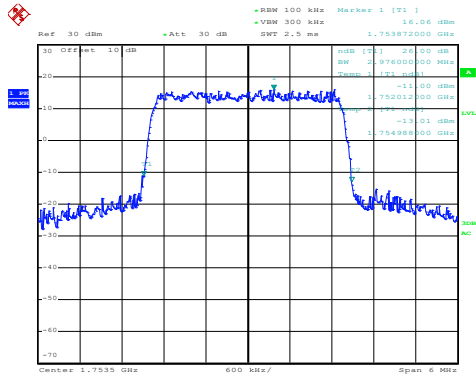
QPSK



Date: 15.JUN.2020 14:58:29

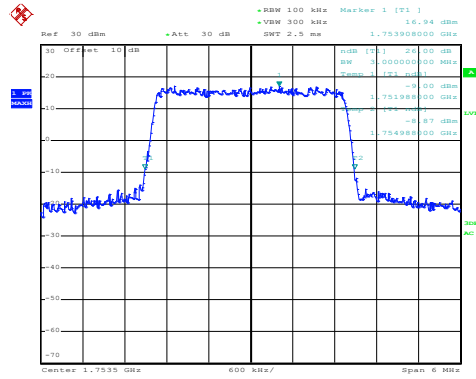
Middle channel

16QAM



Date: 15.JUN.2020 14:58:54

QPSK



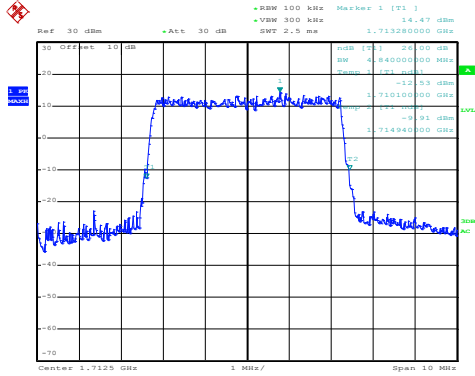
Date: 15.JUN.2020 14:58:49

Highest channel



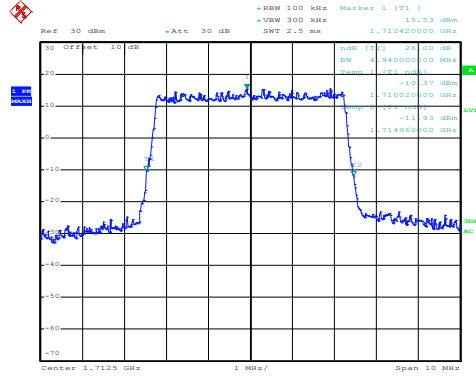
LTE Band 4: -26dBc bandwidth  
BW: 5MHz

16QAM



Date: 15.JUN.2020 14:56:07

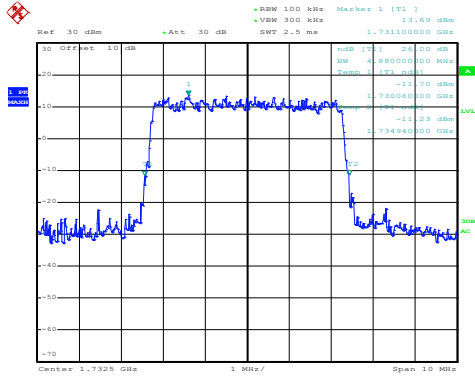
QPSK



Date: 15.JUN.2020 14:56:03

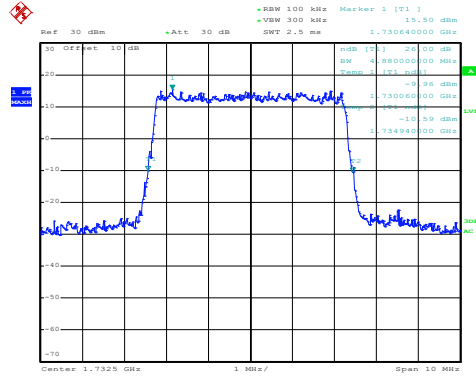
Lowest channel

16QAM



Date: 15.JUN.2020 14:56:22

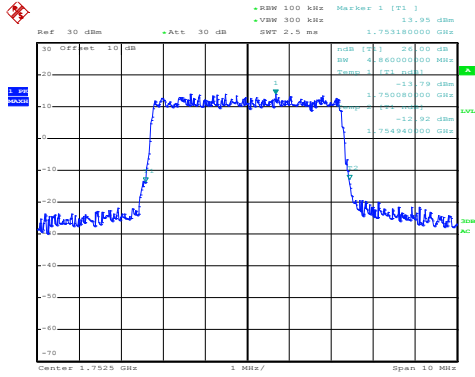
QPSK



Date: 15.JUN.2020 14:56:19

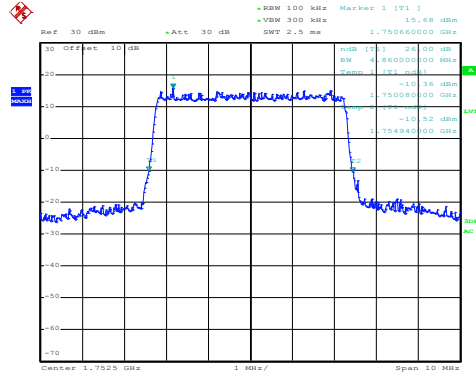
Middle channel

16QAM



Date: 15.JUN.2020 14:57:24

QPSK

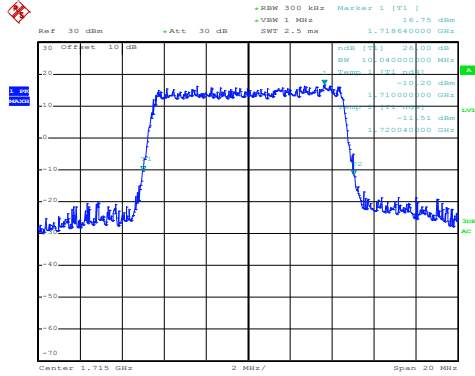


Date: 15.JUN.2020 14:57:20

Highest channel

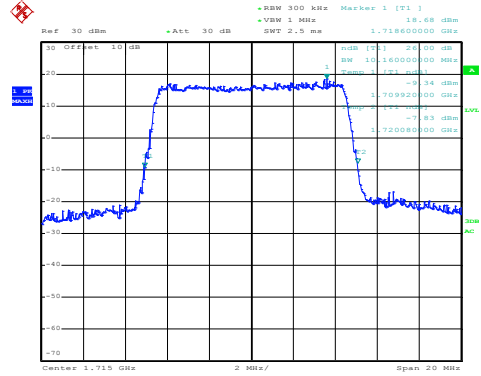
## LTE Band 4: -26dBc bandwidth BW: 10MHz

### 16QAM



Date: 15.JUN.2020 14:53:59

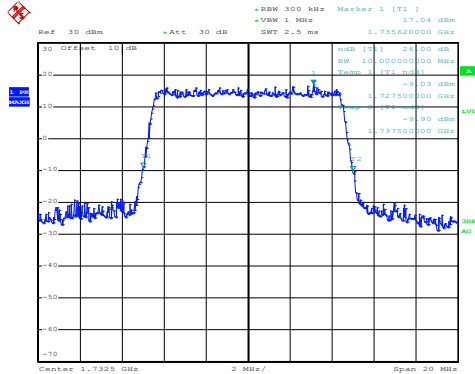
### QPSK



Date: 15.JUN.2020 14:53:55

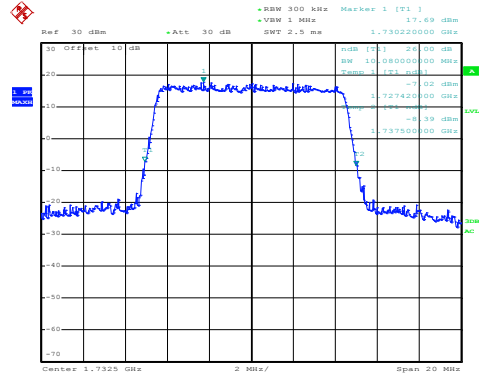
### Lowest channel

### 16QAM



Date: 15.JUN.2020 14:54:43

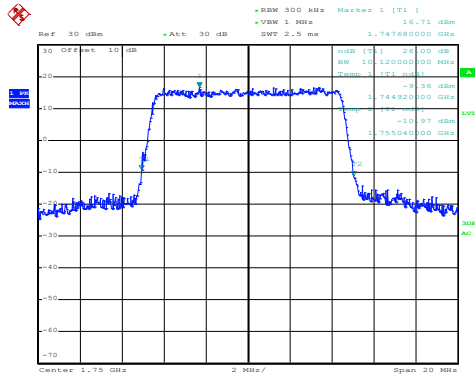
### QPSK



Date: 15.JUN.2020 14:54:39

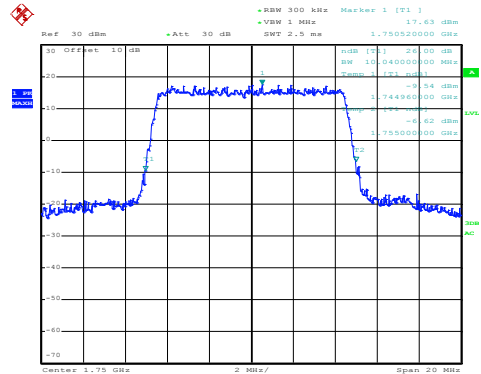
### Middle channel

### 16QAM



Date: 15.JUN.2020 14:55:02

### QPSK

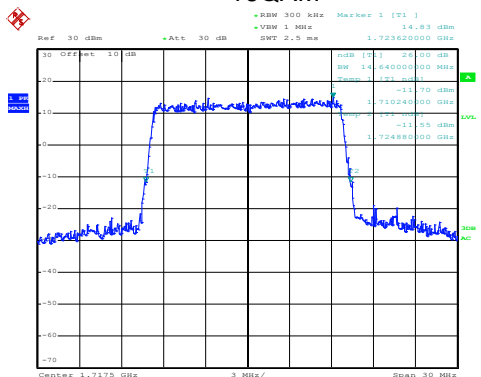


Date: 15.JUN.2020 14:54:54

### Highest channel

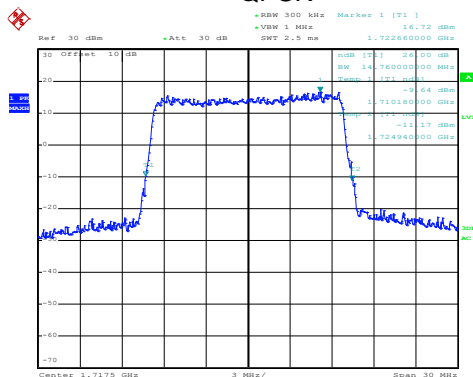
## LTE Band 4: -26dBc bandwidth BW: 15MHz

### 16QAM



Date: 15.JUN.2020 14:52:07

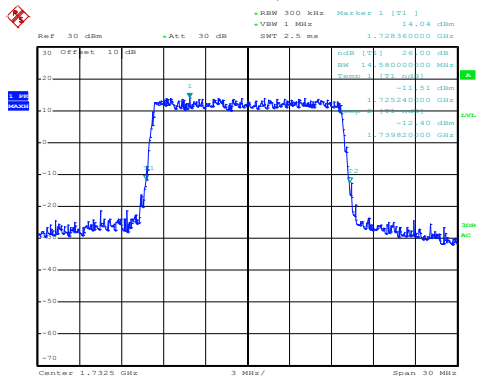
### QPSK



Date: 15.JUN.2020 14:52:04

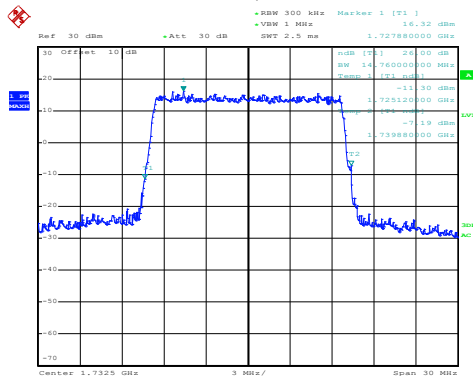
### Lowest channel

### 16QAM



Date: 15.JUN.2020 14:52:21

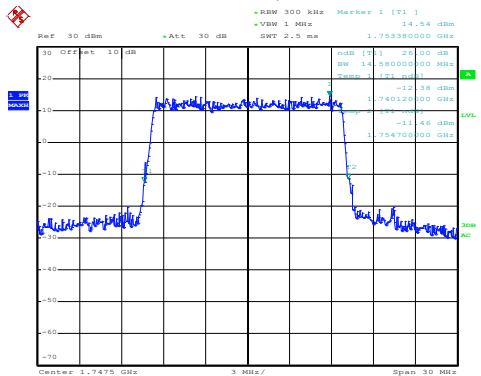
### QPSK



Date: 15.JUN.2020 14:52:17

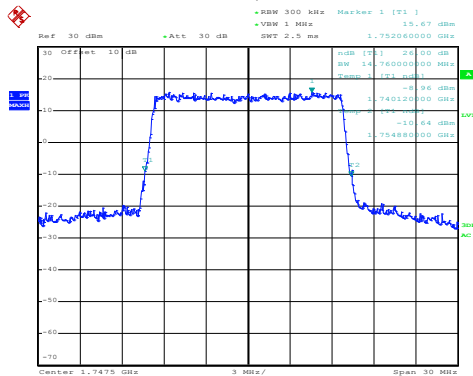
### Middle channel

### 16QAM



Date: 15.JUN.2020 14:53:29

### QPSK

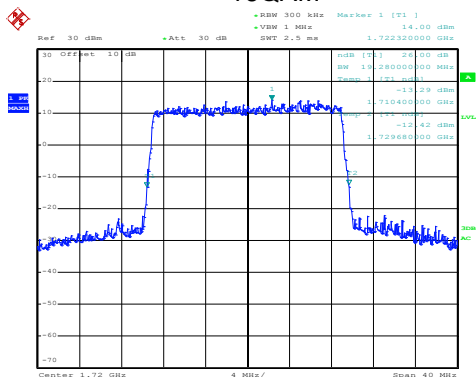


Date: 15.JUN.2020 14:53:26

### Highest channel

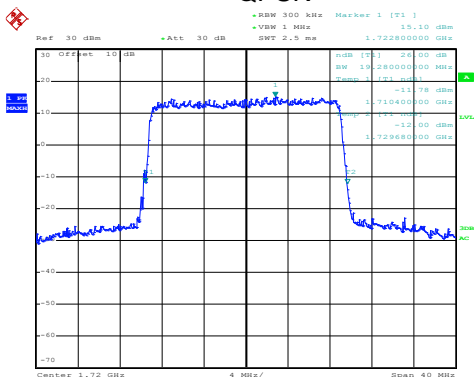
## LTE Band 4: -26dBc bandwidth BW: 20MHz

16QAM



Date: 15.JUN.2020 14:50:22

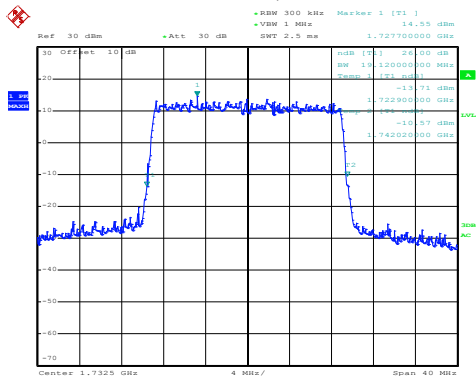
QPSK



Date: 15.JUN.2020 14:50:18

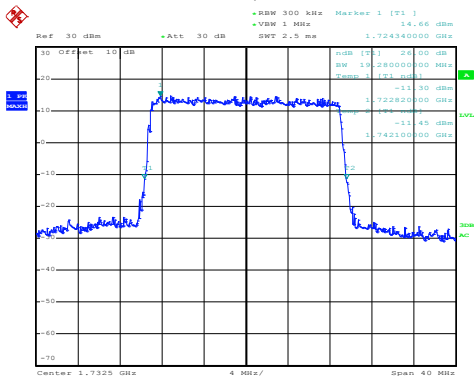
### Lowest channel

16QAM



Date: 15.JUN.2020 14:51:01

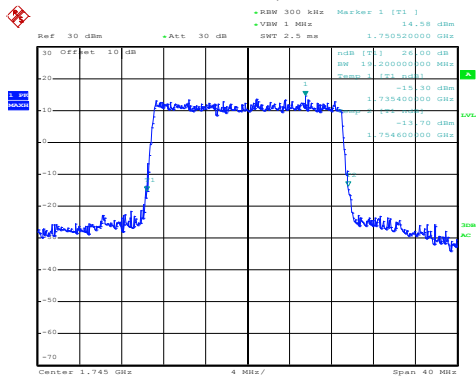
QPSK



Date: 15.JUN.2020 14:50:57

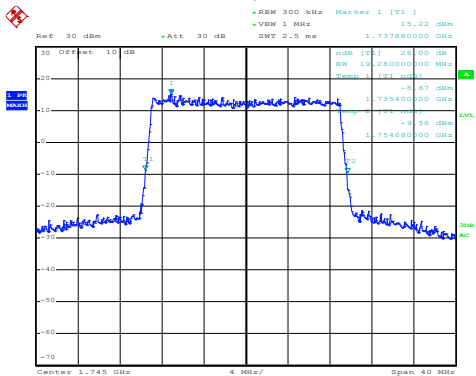
### Middle channel

16QAM



Date: 15.JUN.2020 14:51:16

QPSK

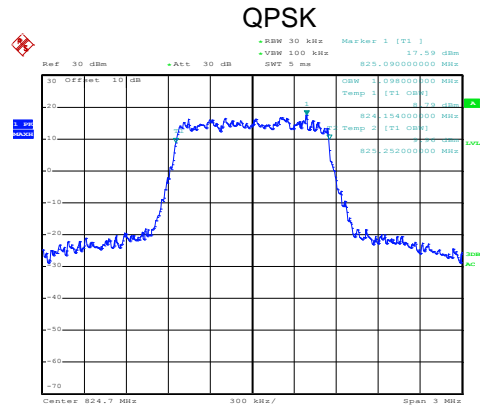
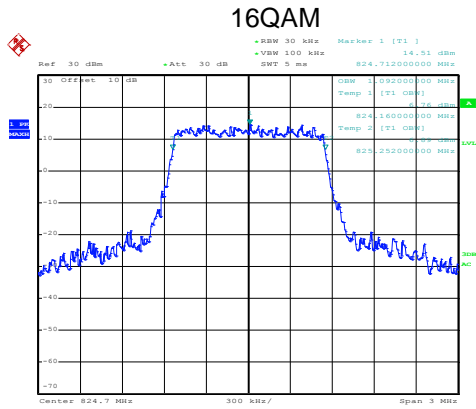


Date: 15.JUN.2020 14:51:13

### Highest channel

LTE Band 5 part:

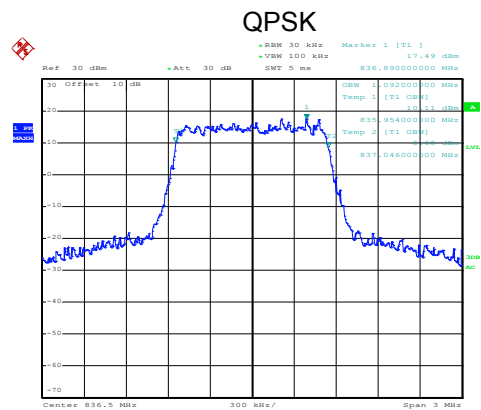
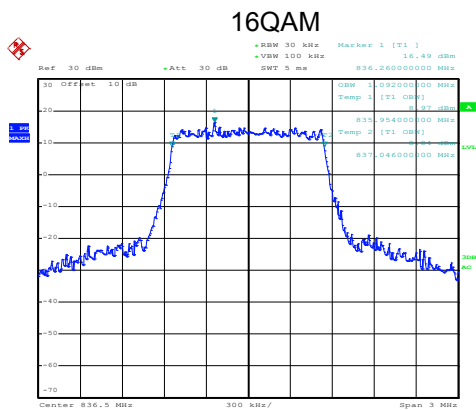
LTE Band 5: 99% Occupancy bandwidth  
BW: 1.4MHz



Date: 15.JUN.2020 15:01:21

Date: 15.JUN.2020 15:01:17

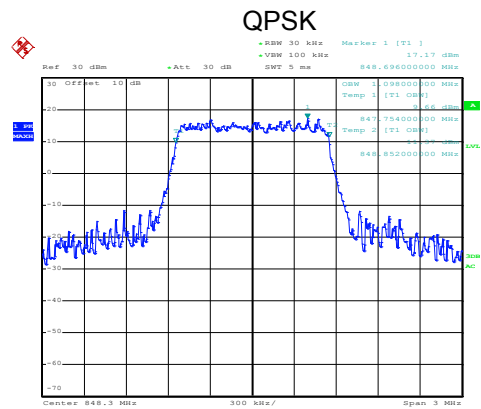
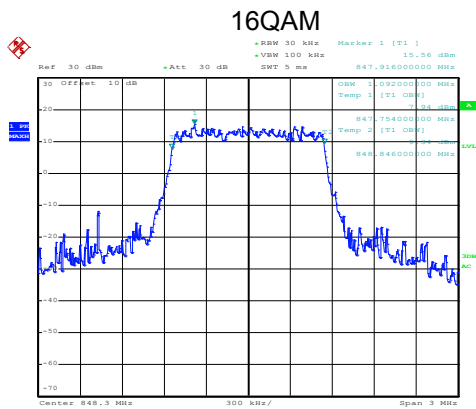
Lowest channel



Date: 15.JUN.2020 15:01:42

Date: 15.JUN.2020 15:01:38

Middle channel



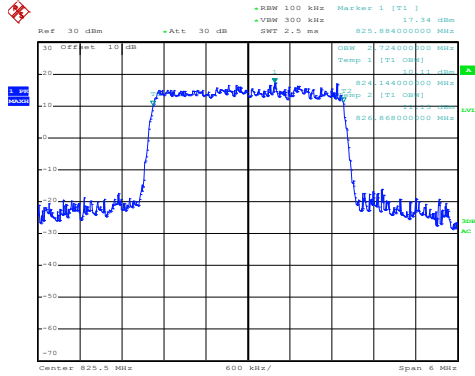
Date: 15.JUN.2020 15:02:21

Date: 15.JUN.2020 15:02:16

Highest channel

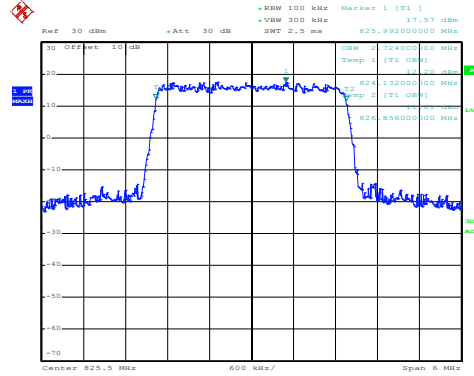
LTE Band 5: 99% Occupancy bandwidth  
BW: 3MHz

16QAM



Date: 15.JUN.2020 15:03:59

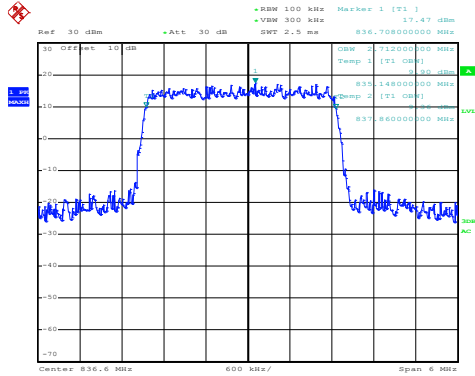
QPSK



Date: 15.JUN.2020 15:03:55

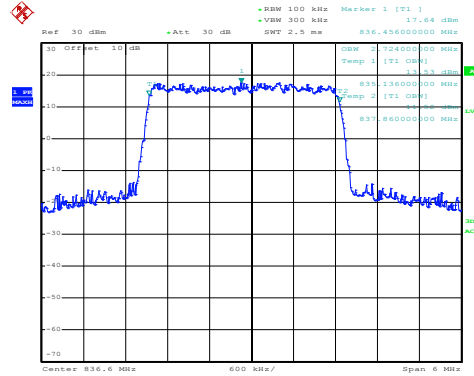
Lowest channel

16QAM



Date: 15.JUN.2020 15:04:40

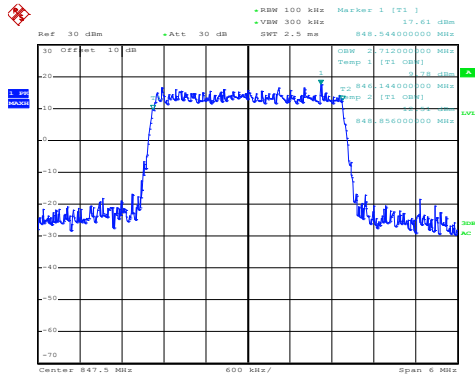
QPSK



Date: 15.JUN.2020 15:04:35

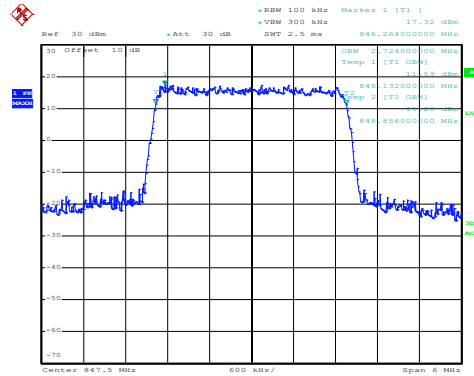
Middle channel

16QAM



Date: 15.JUN.2020 15:04:54

QPSK

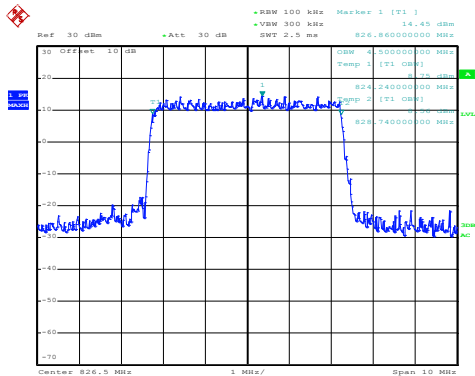


Date: 15.JUN.2020 15:04:51

Highest channel

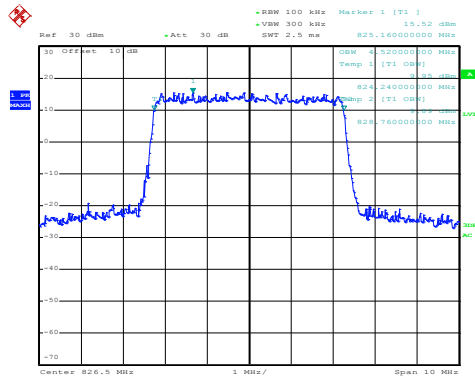
LTE Band 5: 99% Occupancy bandwidth  
BW: 5MHz

16QAM



Date: 15.JUN.2020 15:05:49

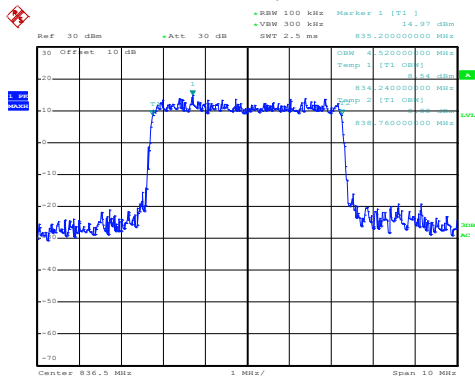
QPSK



Date: 15.JUN.2020 15:05:45

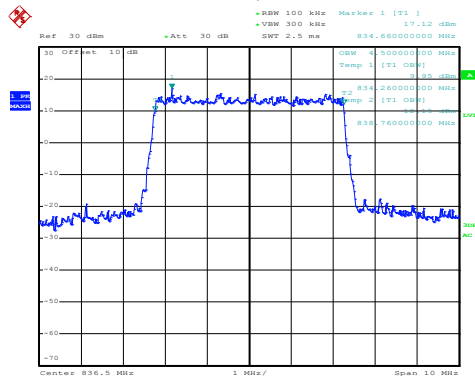
Lowest channel

16QAM



Date: 15.JUN.2020 15:06:09

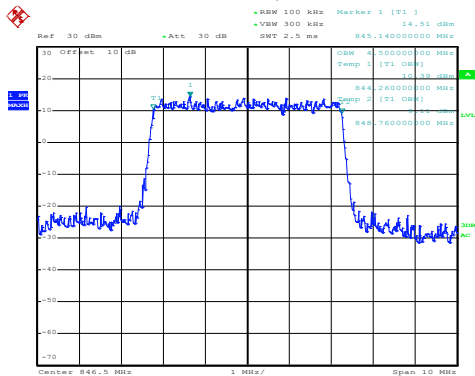
QPSK



Date: 15.JUN.2020 15:06:05

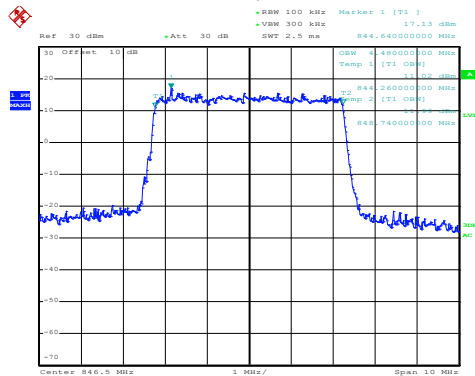
Middle channel

16QAM



Date: 15.JUN.2020 15:06:57

QPSK

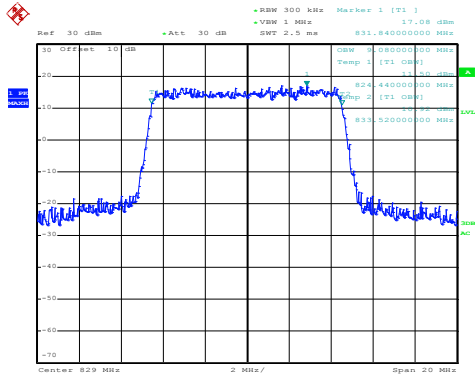


Date: 15.JUN.2020 15:06:53

Highest channel

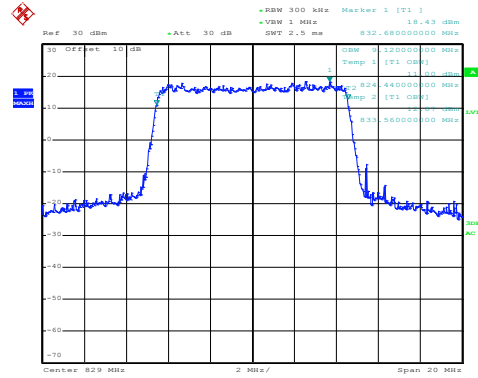
LTE Band 5: 99% Occupy bandwidth  
BW: 10MHz

16QAM



Date: 15.JUN.2020 15:07:27

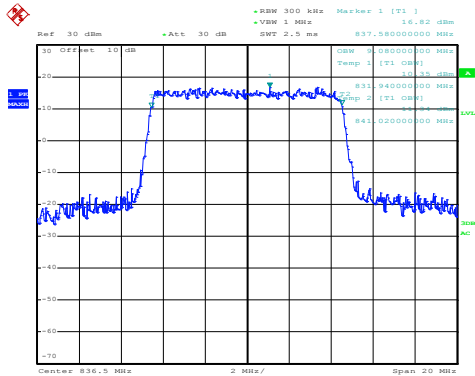
QPSK



Date: 15.JUN.2020 15:07:23

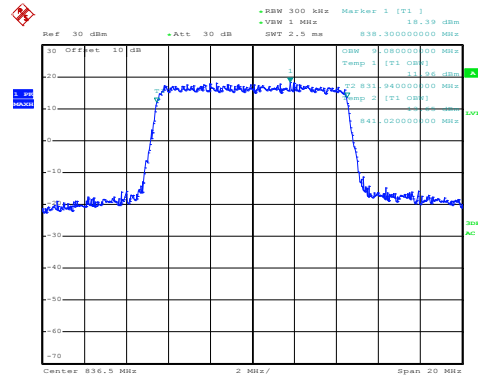
Lowest channel

16QAM



Date: 15.JUN.2020 15:08:02

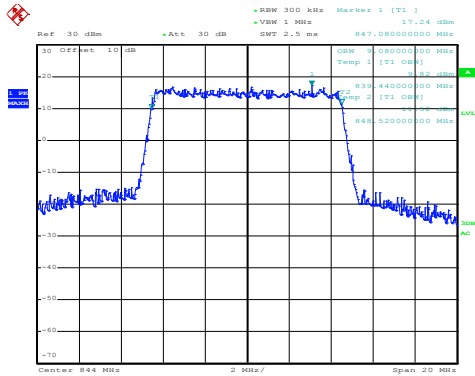
QPSK



Date: 15.JUN.2020 15:07:57

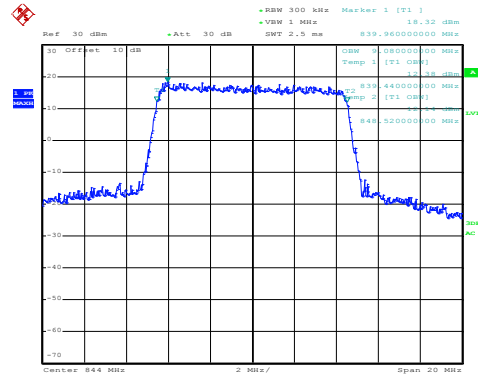
Middle channel

16QAM



Date: 15.JUN.2020 15:08:19

QPSK



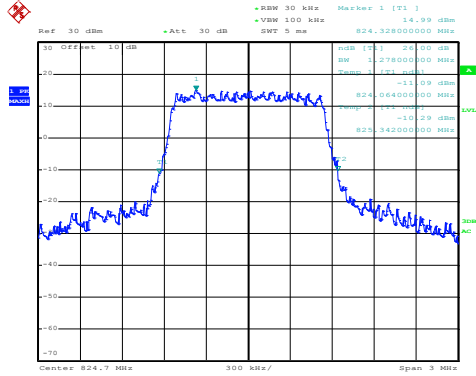
Date: 15.JUN.2020 15:08:15

Highest channel



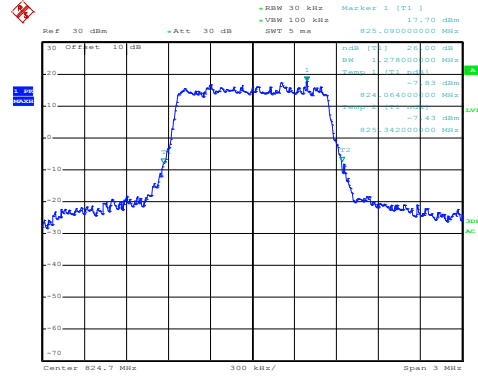
LTE Band 5: -26dBc bandwidth  
BW: 1.4MHz

16QAM



Date: 15.JUN.2020 15:01:10

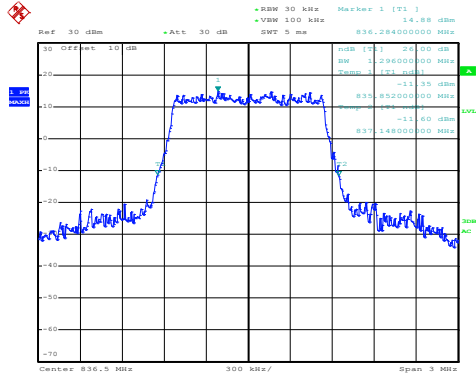
QPSK



Date: 15.JUN.2020 15:01:06

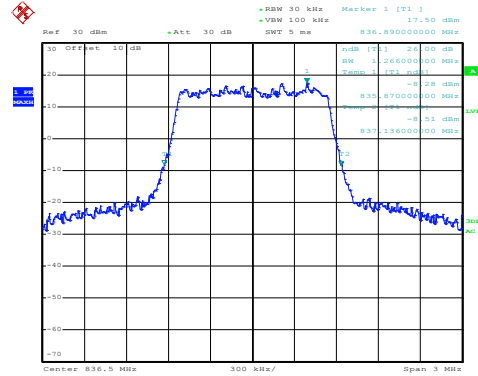
Lowest channel

16QAM



Date: 15.JUN.2020 15:01:53

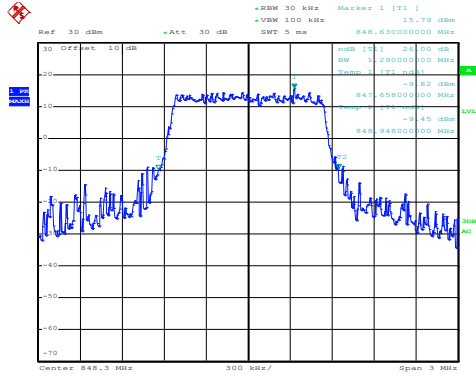
QPSK



Date: 15.JUN.2020 15:01:49

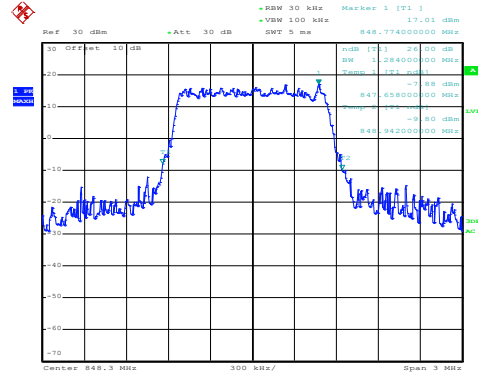
Middle channel

16QAM



Date: 15.JUN.2020 15:02:07

QPSK

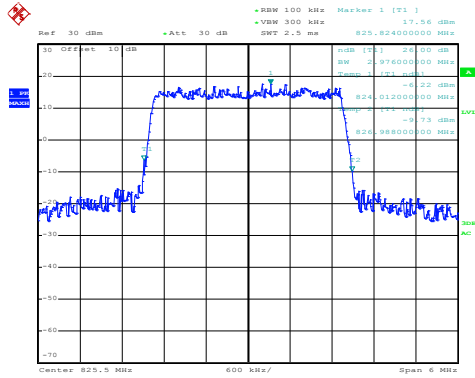


Date: 15.JUN.2020 15:02:03

Highest channel

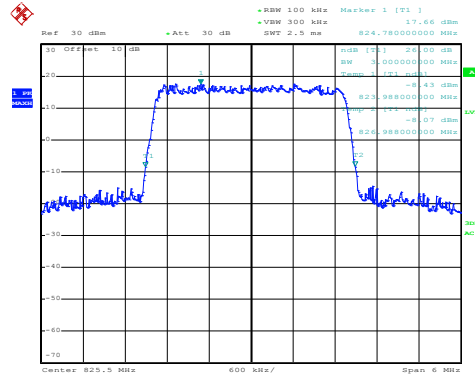
LTE Band 5: -26dBc bandwidth  
BW: 3MHz

16QAM



Date: 15.JUN.2020 15:04:11

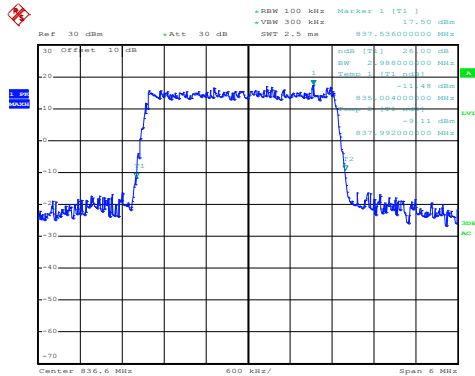
QPSK



Date: 15.JUN.2020 15:04:06

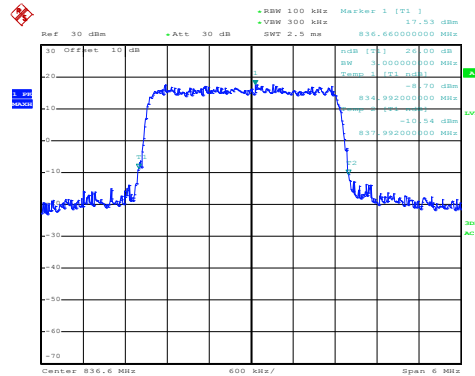
Lowest channel

16QAM



Date: 15.JUN.2020 15:04:28

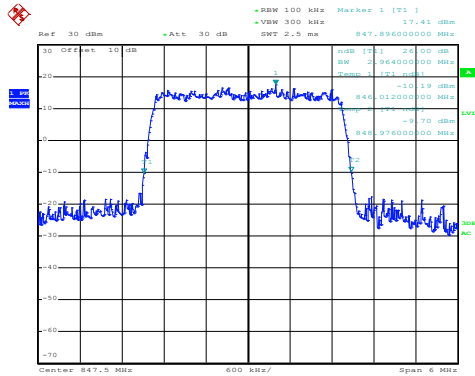
QPSK



Date: 15.JUN.2020 15:04:24

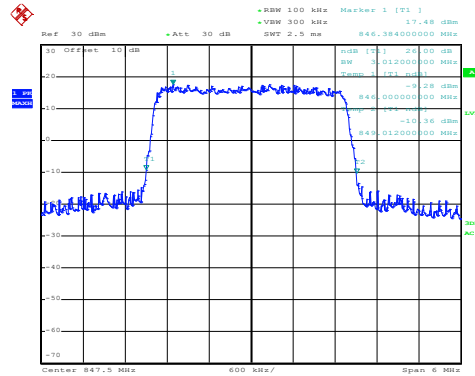
Middle channel

16QAM



Date: 15.JUN.2020 15:05:05

QPSK

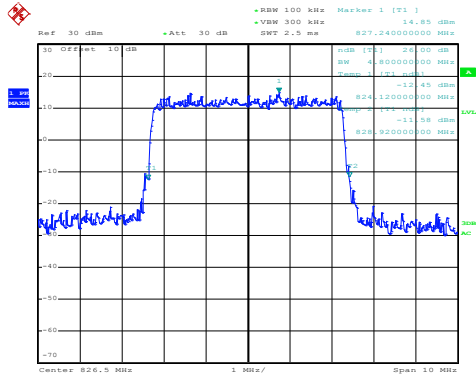


Date: 15.JUN.2020 15:05:01

Highest channel

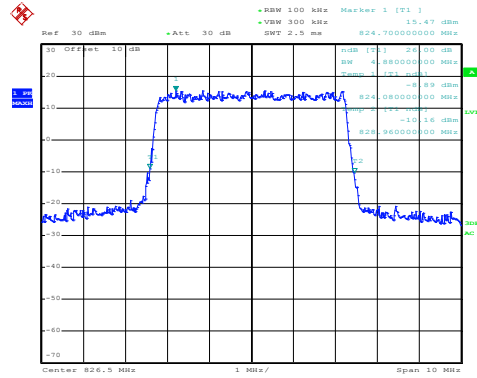
LTE Band 5: -26dBc bandwidth  
BW: 5MHz

16QAM



Date: 15.JUN.2020 15:05:38

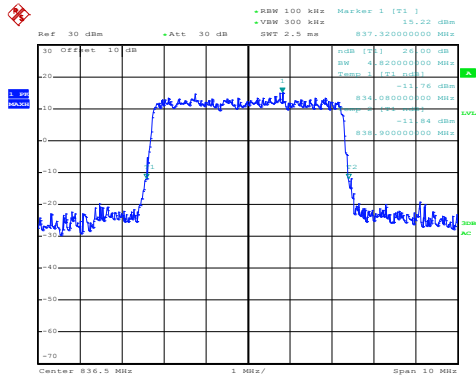
QPSK



Date: 15.JUN.2020 15:05:34

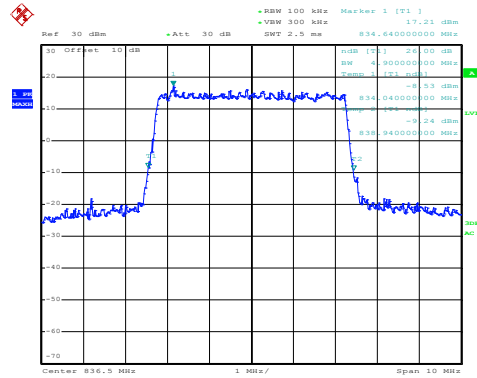
Lowest channel

16QAM



Date: 15.JUN.2020 15:06:26

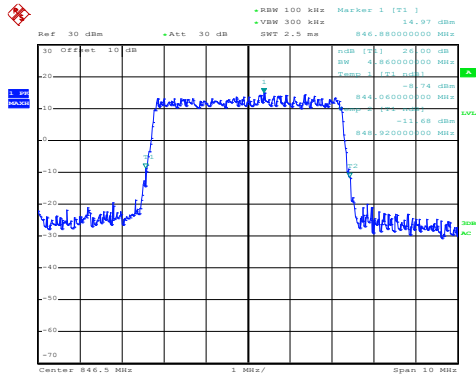
QPSK



Date: 15.JUN.2020 15:06:21

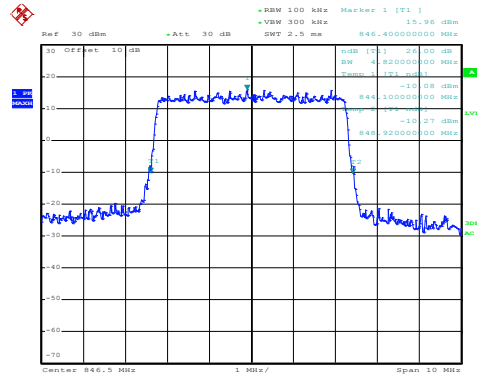
Middle channel

16QAM



Date: 15.JUN.2020 15:06:43

QPSK

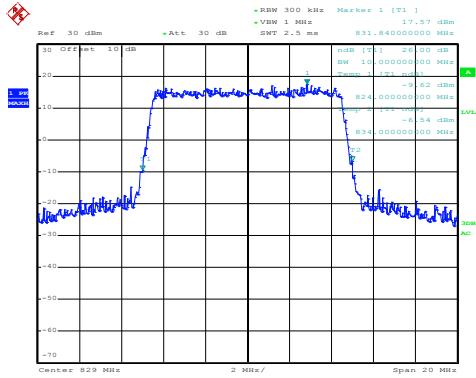


Date: 15.JUN.2020 15:06:39

Highest channel

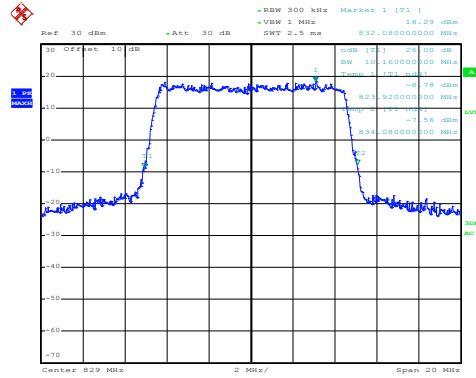
LTE Band 5: -26dBc bandwidth  
BW: 10MHz

16QAM



Date: 15 JUN.2020 15:07:38

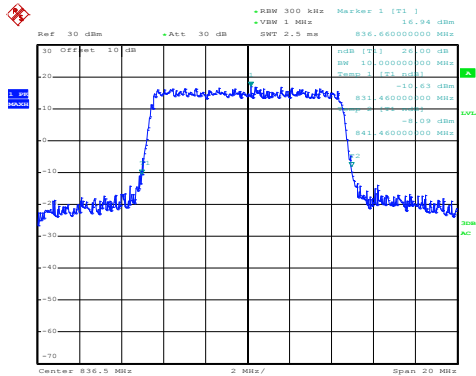
QPSK



Date: 15 JUN.2020 15:07:34

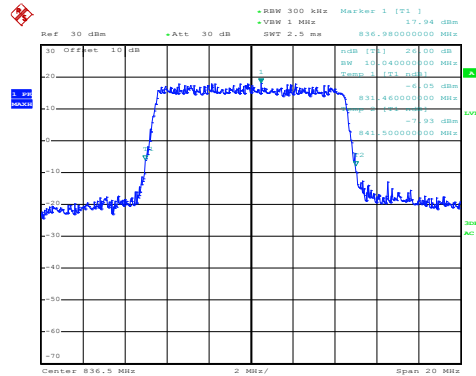
Lowest channel

16QAM



Date: 15 JUN.2020 15:07:50

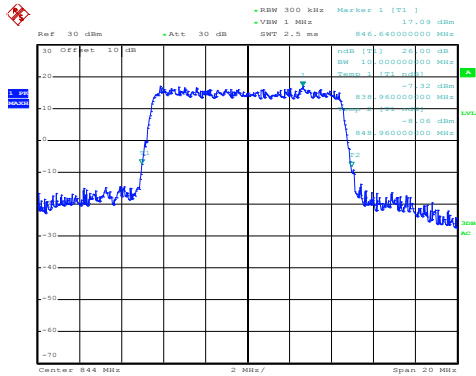
QPSK



Date: 15 JUN.2020 15:07:46

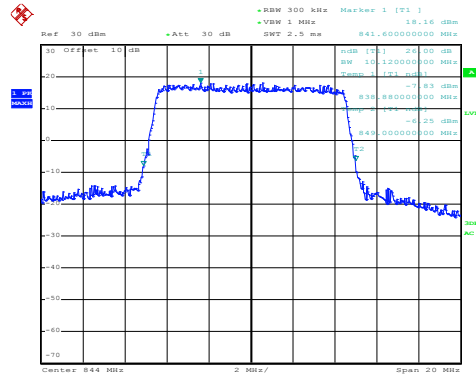
Middle channel

16QAM



Date: 15 JUN.2020 15:08:31

QPSK

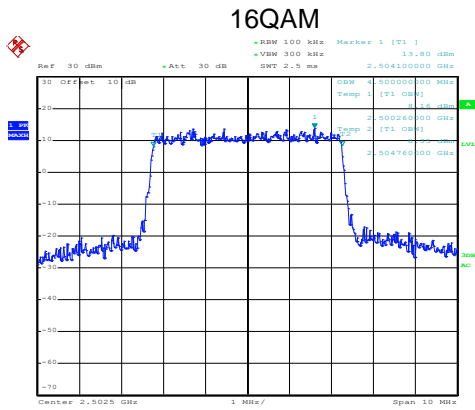


Date: 15 JUN.2020 15:08:26

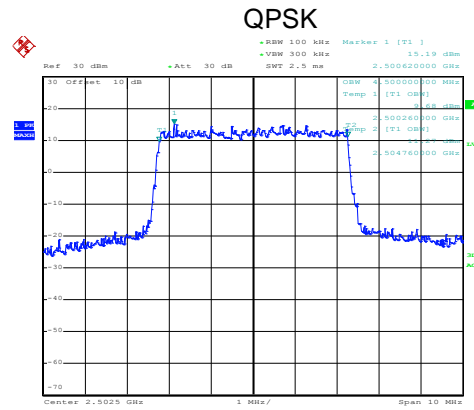
Highest channel

### LTE-Band 7 part:

### LTE Band 7: 99% Occupy bandwidth BW: 5MHz

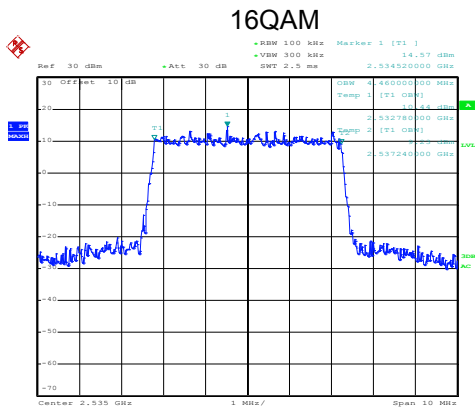


Date: 15.JUN.2020 15:09:23

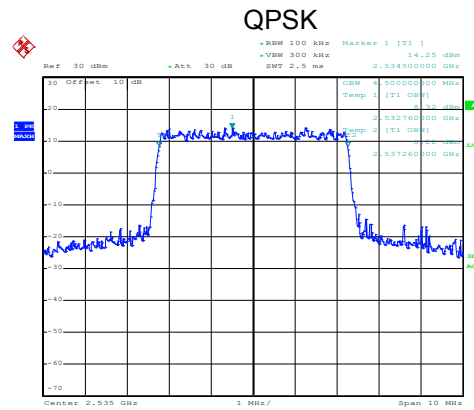


Date: 15.JUN.2020 15:09:18

### Lowest channel

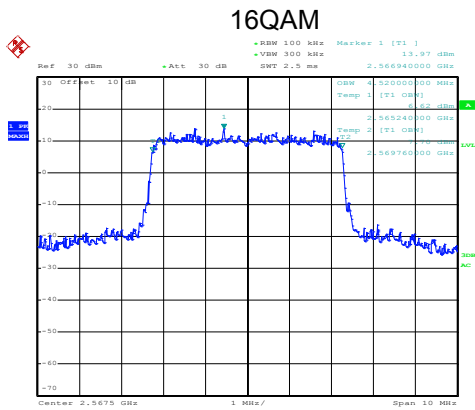


Date: 15.JUN.2020 15:09:36

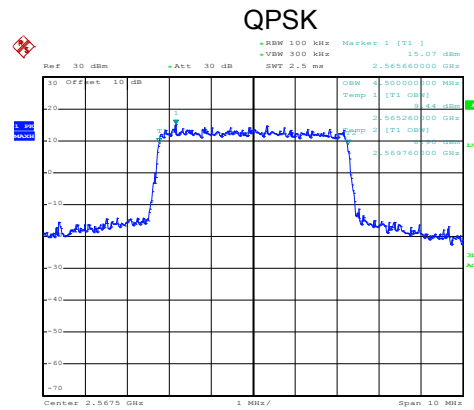


Date: 15.JUN.2020 15:09:32

### Middle channel



Date: 15.JUN.2020 15:10:29

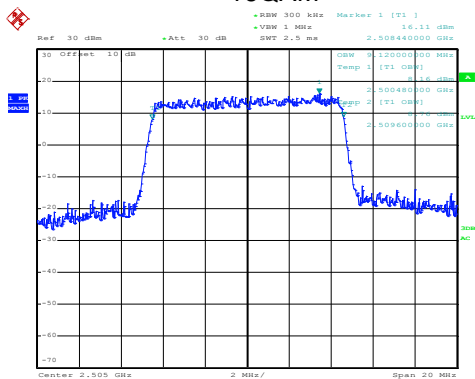


Date: 15.JUN.2020 15:10:25

### Highest channel

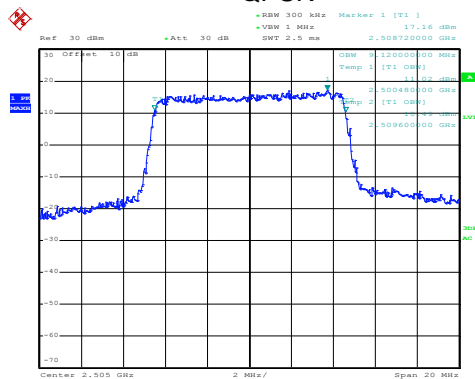
## LTE Band 7: 99% Occupancy bandwidth BW: 10MHz

16QAM



Date: 15.JUN.2020 15:10:57

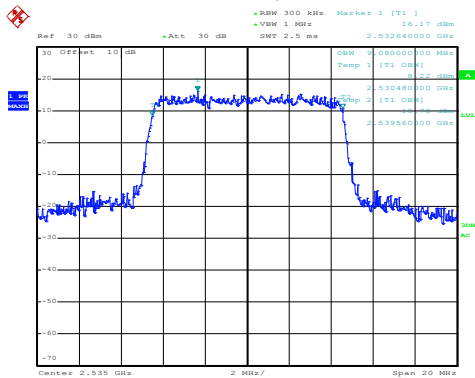
QPSK



Date: 15.JUN.2020 15:10:52

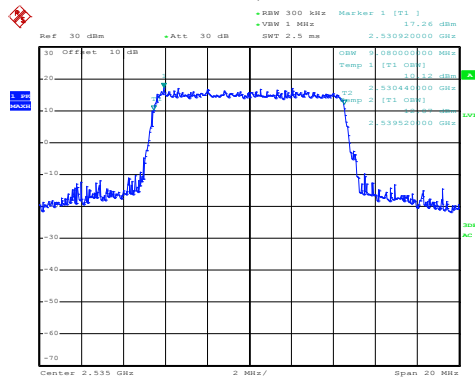
### Lowest channel

16QAM



Date: 15.JUN.2020 15:11:33

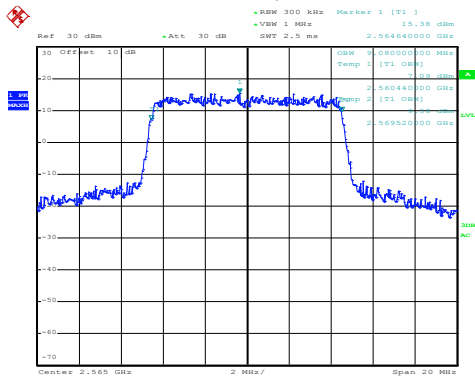
QPSK



Date: 15.JUN.2020 15:11:29

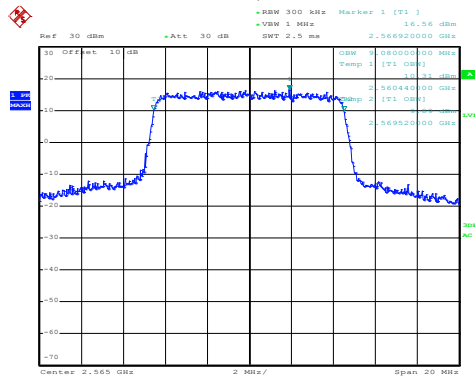
### Middle channel

16QAM



Date: 15.JUN.2020 15:13:01

QPSK



Date: 15.JUN.2020 15:12:57

### Highest channel