




FCC PART 15.407  
TEST REPORT

For

**TECNO MOBILE LIMITED**

FLAT 39 8/F BLOCK D WAH LOK INDUSTRIAL CENTRE 31-35 SHAN MEI STREET  
FOTAN NT Hong Kong

**FCC ID: 2ADYY-CH7N**

|  |   |
|--|---|
| <b>Report Type:</b><br>Original Report | <b>Product Type:</b><br>Mobile phone  |
| <b>Report Number:</b>                  | SZ1210720-30052E-RF-00C   |
| <b>Report Date:</b>                    | 2021-08-13  |
| <b>Reviewed By:</b>                    | Jacob Kong<br>RF Engineer<br>   |
| <b>Prepared By:</b>                    | Bay Area Compliance Laboratories Corp. (Shenzhen)<br>5F(B-West) , 6F, 7F, the 3rd Phase of Wan Li Industrial<br>Building D, Shihua Rd, FuTian Free Trade Zone,<br>Shenzhen, China<br>Tel: +86-755-33320018<br>Fax: +86-755-33320008<br><a href="http://www.baclcorp.com.cn">www.baclcorp.com.cn</a> |

**Note:** This report may contain data that are not covered by the A2LA accreditation and are marked with an asterisk “★”.

BACL is not responsible for the authenticity of any test data provided by the applicant. Data included from the applicant that may affect test results are marked with an asterisk “\*”. Customer model name, addresses, names, trademarks etc. are not considered data.

This report cannot be reproduced except in full, without prior written approval of the Company. Unless otherwise stated the results shown in this test report refer only to the sample(s) tested. This report is valid only with a valid digital signature. The digital signature may be available only under the Adobe software above version 7.0.

## TABLE OF CONTENTS

|  |           |
|--|-----------|
| <b>GENERAL INFORMATION</b> .....   | <b>4</b>  |
| PRODUCT DESCRIPTION FOR EQUIPMENT UNDER TEST (EUT).....  | 4         |
| OBJECTIVE .....  | 4         |
| TEST METHODOLOGY .....   | 4         |
| MEASUREMENT UNCERTAINTY.....   | 5         |
| TEST FACILITY .....  | 5         |
| <b>SYSTEM TEST CONFIGURATION</b> .....   | <b>6</b>  |
| DESCRIPTION OF TEST CONFIGURATION .....  | 6         |
| EUT EXERCISE SOFTWARE .....  | 7         |
| DUTY CYCLE .....   | 7         |
| EQUIPMENT MODIFICATIONS .....  | 8         |
| SUPPORT EQUIPMENT LIST AND DETAILS .....   | 8         |
| EXTERNAL I/O CABLE.....  | 8         |
| BLOCK DIAGRAM OF TEST SETUP .....  | 8         |
| <b>SUMMARY OF TEST RESULTS</b> .....   | <b>9</b>  |
| <b>TEST EQUIPMENT LIST</b> .....   | <b>10</b> |
| <b>FCC §1.1307(b) &amp; §2.1093 - RF EXPOSURE INFORMATION</b> .....                            | <b>12</b> |
| APPLICABLE STANDARD .....  | 12        |
| TEST RESULT .....  | 12        |
| <b>FCC §15.203 – ANTENNA REQUIREMENT</b> .....   | <b>13</b> |
| APPLICABLE STANDARD .....  | 13        |
| ANTENNA CONNECTOR CONSTRUCTION .....   | 13        |
| <b>FCC §15.407 (b) (9) §15.207 (a) – CONDUCTED EMISSIONS</b> .....                             | <b>14</b> |
| APPLICABLE STANDARD .....  | 14        |
| EUT SETUP.....   | 14        |
| EMI TEST RECEIVER SETUP.....   | 14        |
| TEST PROCEDURE .....   | 14        |
| TEST DATA .....  | 15        |
| <b>§15.205 &amp; §15.209 &amp; §15.407(B) (1), (4), (9), (10) – UNDESIRABLE EMISSION</b> ..... | <b>18</b> |
| APPLICABLE STANDARD .....  | 18        |
| EUT SETUP.....   | 18        |
| EMI TEST RECEIVER & SPECTRUM ANALYZER SETUP .....  | 19        |
| TEST PROCEDURE .....   | 19        |
| CORRECTED AMPLITUDE & MARGIN CALCULATION .....   | 20        |
| TEST DATA .....  | 20        |
| <b>FCC §15.407(a) (1) – 26 dB &amp; 6dB EMISSION BANDWIDTH</b> .....                           | <b>35</b> |
| APPLICABLE STANDARD .....  | 35        |
| TEST PROCEDURE .....   | 35        |
| TEST DATA .....  | 36        |
| <b>FCC §15.407(a) (1) (3) – CONDUCTED TRANSMITTER OUTPUT POWER</b> .....                       | <b>37</b> |
| APPLICABLE STANDARD .....  | 37        |
| TEST PROCEDURE .....   | 37        |
| TEST DATA .....  | 38        |

**FCC §15.407(a) (1) (3) - POWER SPECTRAL DENSITY .....39**  
    APPLICABLE STANDARD .....39  
    TEST PROCEDURE .....39  
    TEST DATA .....40

**APPENDIX .....41**  
    APPENDIX A1: EMISSION BANDWIDTH .....41  
    APPENDIX A2: OCCUPIED CHANNEL BANDWIDTH .....47  
    APPENDIX A3: MIN EMISSION BANDWIDTH.....58  
    APPENDIX B: MAXIMUM CONDUCTED OUTPUT POWER .....64  
    APPENDIX C: MAXIMUM POWER SPECTRAL DENSITY .....65  
    APPENDIX D: DUTY CYCLE.....76

## GENERAL INFORMATION

### Product Description for Equipment under Test (EUT)

|  |  |
|--|--|
| Product                                | Mobile Phone   |
| Tested Model                           | CH7n   |
| Frequency Range                        | 5G Wi-Fi: 5150-5250 MHz; 5725-5850 MHz   |
| Maximum conducted average output power | 5150-5250 MHz: 11.11dBm<br>5725-5850 MHz: 12.33dBm   |
| Modulation Technique                   | OFDM   |
| Antenna Specification*                 | -0.9 dBi (It is provided by the applicant)   |
| Voltage Range                          | DC 3.87V from battery or DC 5V/10V from adapter  |
| Date of Test                           | 2021-07-23 to 2021-08-11   |
| Sample number                          | RF conducted: SZ1210720-30052E-RF-S1;<br>RE&CE: SZ1210720-30052E-RF-S4<br>(Assigned by BACL, Shenzhen)       |
| Received date                          | 2021-07-20   |
| Sample/EUT Status                      | Good condition   |
| Adapter information                    | Model: U330TSA<br>Input: AC 100-240V ~ 50/60Hz, 1.5A<br>Output: DC 5.0V, 3.0A 15.0W or 10.0V, 3.3A 33.0W MAX |

### Objective

This test report is in accordance with Part 2-Subpart J, Part 15-Subparts A and E of the Federal Communication Commissions rules.

The tests were performed in order to determine compliance with FCC Part 15, Subpart E, section 15.203, 15.205, 15.207, 15.209 and 15.407 rules.

### Test Methodology

All measurements contained in this report were conducted with ANSI C63.10-2013, American National Standard of Procedures for Compliance Testing of Unlicensed Wireless Devices. And KDB789033D02 General U-NII Test Procedures New Rules v02r01.

All emissions measurement was performed at Bay Area Compliance Laboratories Corp. (Shenzhen). The radiated testing was performed at an antenna-to-EUT distance of 3 meters. Each test item follows test standards and with no deviation.

## Measurement Uncertainty

| Parameter                          |            | Uncertainty |
|------------------------------------|------------|-------------|
| Occupied Channel Bandwidth         |            | ±5%         |
| RF Output Power with Power meter   |            | ±0.73dB     |
| RF conducted test with spectrum    |            | ±1.6dB      |
| AC Power Lines Conducted Emissions |            | ±1.95dB     |
| Emissions,<br>Radiated             | Below 1GHz | ±4.75dB     |
|                                    | Above 1GHz | ±4.88dB     |
| Temperature                        |            | ±1 °C       |
| Humidity                           |            | ±6%         |
| Supply voltages                    |            | ±0.4%       |

*Note: The extended uncertainty given in this report is obtained by combining the standard uncertainty times the coverage factor K with the 95% confidence interval. Otherwise required by the applicant or Product Regulations, Decision Rule in this report did not consider the uncertainty.*

## Test Facility

The Test site used by Bay Area Compliance Laboratories Corp. (Shenzhen) to collect test data is located on the 5F(B-West) , 6F, 7F, the 3rd Phase of Wan Li Industrial Building D, Shihua Rd, FuTian Free Trade Zone, Shenzhen, China.

The test site has been approved by the FCC under the KDB 974614 D01 and is listed in the FCC Public Access Link (PAL) database, FCC Registration No.: 342867, the FCC Designation No.: CN1221.

The test site has been registered with ISED Canada under ISED Canada Registration Number 3062B.

## SYSTEM TEST CONFIGURATION

### Description of Test Configuration

The system was configured for testing in an engineering mode, which was provided by manufacturer.

The EUT can operate in 802.11a/n20/n40/ac20/ac40/ac80 modes.

For 5150-5250MHz Band, 7 channels are provided to testing:

| Channel | Frequency (MHz) | Channel | Frequency (MHz) |
|---------|-----------------|---------|-----------------|
| 36      | 5180            | 44      | 5220            |
| 38      | 5190            | 46      | 5230            |
| 40      | 5200            | 48      | 5240            |
| 42      | 5210            | /       | /               |

For 802.11a, 802.11n20/ac20 mode: channel 36, 40, 48 were tested; For 802.11n40/ac40 mode: channel 38, 46 were tested. For 802.11ac80 mode, channel 42 was tested.

For 5725-5850MHz Band, 8 channels are provided to testing:

| Channel | Frequency (MHz) | Channel | Frequency (MHz) |
|---------|-----------------|---------|-----------------|
| 149     | 5745            | 157     | 5785            |
| 151     | 5755            | 159     | 5795            |
| 153     | 5765            | 161     | 5805            |
| 155     | 5775            | 165     | 5825            |

For 802.11a, 802.11n20/ac20 mode: channel 149, 157, 165 were tested; For 802.11n40/ac40 mode: channel 151, 159 were tested. For 802.11ac80 mode, channel 155 was tested.

**EUT Exercise Software**

Test in the engineer mode.

Test frequencies and power level were configured as below:

| U-NII          | Mode           | Frequency (MHz) | Rate (Mbps) | Power Level* |
|----------------|----------------|-----------------|-------------|--------------|
| 5150 – 5250MHz | 802.11 a       | 5180            | 6 Mbps      | 10           |
|                |                | 5200            | 6 Mbps      | 10           |
|                |                | 5240            | 6 Mbps      | 10           |
|                | 802.11 n20     | 5180            | MCS0        | 10           |
|                |                | 5200            | MCS0        | 10           |
|                |                | 5240            | MCS0        | 10           |
|                | 802.11 n40     | 5190            | MCS0        | 10           |
|                |                | 5230            | MCS0        | 10           |
|                | 802.11 ac20    | 5180            | MCS0        | 10           |
|                |                | 5200            | MCS0        | 10           |
|                |                | 5240            | MCS0        | 10           |
|                | 802.11 ac40    | 5190            | MCS0        | 10           |
|                |                | 5230            | MCS0        | 10           |
|                | 802.11 ac80    | 5210            | MCS0        | 10           |
|                | 5725 – 5850MHz | 802.11 a        | 5745        | 6 Mbps       |
| 5785           |                |                 | 6 Mbps      | 12           |
| 5825           |                |                 | 6 Mbps      | 12           |
| 802.11 n20     |                | 5745            | MCS0        | 12           |
|                |                | 5785            | MCS0        | 12           |
|                |                | 5825            | MCS0        | 12           |
| 802.11 n40     |                | 5755            | MCS0        | 12           |
|                |                | 5795            | MCS0        | 12           |
| 802.11 ac20    |                | 5745            | MCS0        | 12           |
|                |                | 5785            | MCS0        | 12           |
|                |                | 5825            | MCS0        | 12           |
| 802.11 ac40    |                | 5755            | MCS0        | 12           |
|                |                | 5795            | MCS0        | 12           |
| 802.11 ac80    |                | 5775            | MCS0        | 12           |

Note 1: The worse-case data rates are determined to be as follows for each mode based upon investigations by measuring the output power and PSD across all data rated bandwidths, and modulations.

Note 2: The power level was provided by the applicant.

**Duty cycle**

Test Result: Pass. Please refer to the Appendix.

**Equipment Modifications**

No modification was made to the EUT tested.

**Support Equipment List and Details**

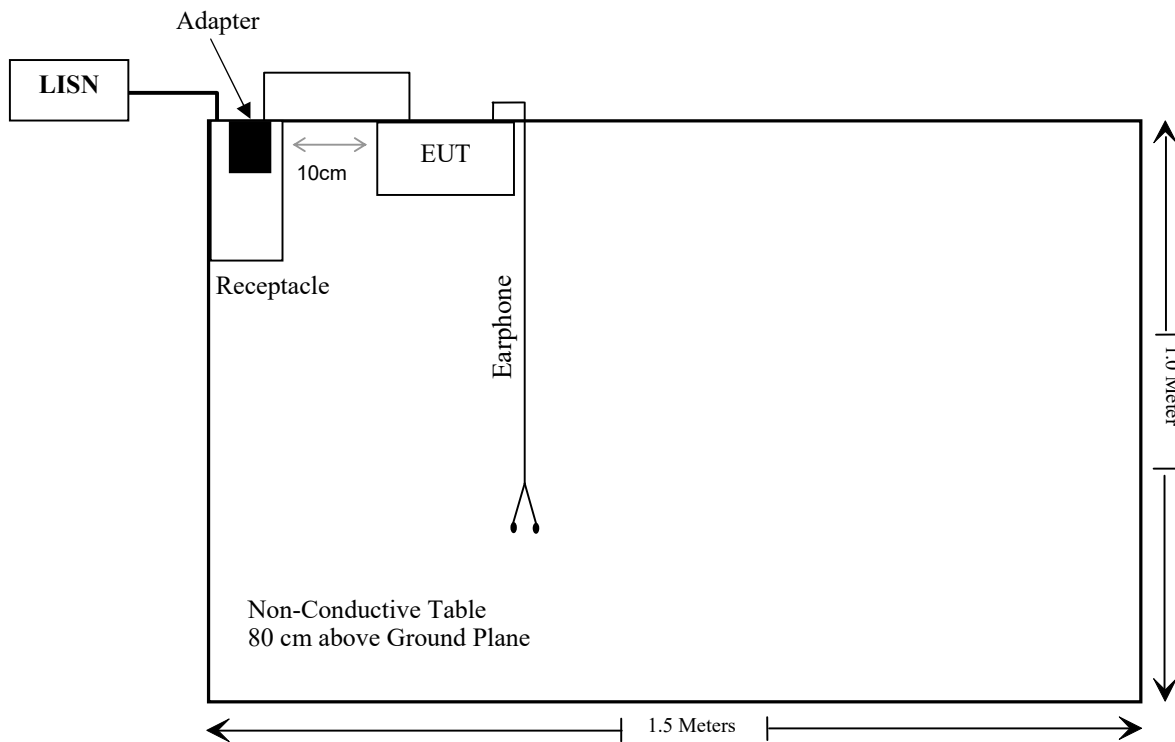
| Manufacturer | Description | Model | Serial Number |
|--------------|-------------|-------|---------------|
| /            | /           | /     | /             |

**External I/O Cable**

| Cable Description                 | Length (m) | From Port | To      |
|-----------------------------------|------------|-----------|---------|
| Un-Shielding Detachable USB Cable | 1.0        | EUT       | Adapter |

**Block Diagram of Test Setup**

For conducted emission:





**SUMMARY OF TEST RESULTS**

| FCC Rules   | Description of Test                      | Result     |
|---|--|------------|
| § 1.1307 , §2.1093                                  | RF Exposure (SAR)                        | Compliant* |
| §15.203   | Antenna Requirement                      | Compliant  |
| §15.407(b)(9)& §15.207(a)                           | Conducted Emissions                      | Compliant  |
| §15.205& §15.209<br>&§15.407(b) (1), (4), (9) ,(10) | Undesirable Emission& Restricted Bands   | Compliant  |
| §15.407(a) (1), (12),(e)                            | 26 dB Emission Bandwidth & 6dB Bandwidth | Compliant  |
| §15.407(a)(1),(3)                                   | Conducted Transmitter Output Power       | Compliant  |
| §15.407 (a)(1),(3)                                  | Power Spectral Density                   | Compliant  |

Note: \* Please refer to SAR report released by BACL, report number: SZ1210720-30052E-SA.

**TEST EQUIPMENT LIST**

| Manufacturer                             | Description        | Model                   | Serial Number          | Calibration Date | Calibration Due Date |
|--|--------------------|-------------------------|------------------------|------------------|----------------------|
| <b>Conducted Emissions Test</b>          |                    |                         |                        |                  |                      |
| Rohde & Schwarz                          | EMI Test Receiver  | ESCI                    | 101120                 | 2021/07/06       | 2022/07/05           |
| Rohde & Schwarz                          | LISN               | ENV216                  | 101613                 | 2021/07/06       | 2022/07/05           |
| Rohde & Schwarz                          | Transient Limiter  | ESH3Z2                  | DE25985                | 2020/11/29       | 2021/11/28           |
| Unknown                                  | CE Cable           | CE Cable                | UF A210B-1-0720-504504 | 2020/11/29       | 2021/11/28           |
| Rohde & Schwarz                          | CE Test software   | EMC 32                  | V8.53.0                | NCR              | NCR                  |
| <b>Radiated Emission Test (Below 1G)</b> |                    |                         |                        |                  |                      |
| R&S                                      | EMI Test Receiver  | ESR3                    | 102455                 | 2021/07/06       | 2022/07/05           |
| Sonoma instrument                        | Pre-amplifier      | 310 N                   | 186238                 | 2020/08/04       | 2021/08/03           |
| Sunol Sciences                           | Broadband Antenna  | JB1                     | A040904-2              | 2020/12/22       | 2023/12/21           |
| Unknown                                  | Cable 2            | RF Cable 2              | F-03-EM197             | 2020/11/29       | 2021/11/28           |
| Unknown                                  | Cable              | Chamber Cable 1         | F-03-EM236             | 2020/11/29       | 2021/11/28           |
| Rohde & Schwarz                          | Auto test software | EMC 32                  | V9.10                  | NCR              | NCR                  |
| <b>Radiated Emission Test (Above 1G)</b> |                    |                         |                        |                  |                      |
| Rohde & Schwarz                          | Spectrum Analyzer  | FSV40-N                 | 102259                 | 2021/07/06       | 2022/07/05           |
| COM-POWER                                | Pre-amplifier      | PA-122                  | 181919                 | 2020/11/29       | 2021/11/28           |
| Quinstar                                 | Amplifier          | QLW-18405536-J0         | 15964001002            | 2019/11/29       | 2021/11/28           |
| Sunol Sciences                           | Horn Antenna       | 3115                    | 9107-3694              | 2021/01/15       | 2024/01/14           |
| Insulated Wire Inc.                      | RF Cable           | SPS-2503-3150           | 02222010               | 2020/11/29       | 2021/11/28           |
| Unknown                                  | RF Cable           | W1101-EQ1 OUT           | F-19-EM005             | 2020/11/29       | 2021/11/28           |
| Unknown                                  | Signal Cable       | RG-214                  | 2                      | 2020/11/29       | 2021/11/28           |
| SNSD                                     | Band Reject filter | BSF5150-5850MN-0899-004 | 5G filter              | 2021/04/20       | 2022/04/20           |
| Ducommun Technologies                    | Horn antenna       | ARH-4223-02             | 1007726-021304         | 2020/12/06       | 2023/12/05           |
| Ducommun Technologies                    | Horn antenna       | ARH-2823-02             | 1007726-021302         | 2020/12/06       | 2023/12/05           |

| Manufacturer             | Description                  | Model    | Serial Number | Calibration Date | Calibration Due Date |
|--------------------------|------------------------------|----------|---------------|------------------|----------------------|
| <b>RF Conducted Test</b> |                              |          |               |                  |                      |
| Tonscend Corporation     | RF control Unit              | JS0806-2 | 19D8060154    | 2021/07/06       | 2022/07/05           |
| Rohde & Schwarz          | Signal and Spectrum Analyzer | FSV40    | 101473        | 2021/07/06       | 2022/07/05           |
| Unknown                  | RF Cable                     | Unknown  | 2301 276      | 2020/11/29       | 2021/11/28           |

\* **Statement of Traceability:** Bay Area Compliance Laboratories Corp. (Shenzhen) attests that all calibrations have been performed in accordance to requirements that traceable to National Primary Standards and International System of Units (SI).

---

## **FCC §1.1307(b) & §2.1093 - RF EXPOSURE INFORMATION**

---

### Applicable Standard

FCC§1.1310 and §2.1093.

### Test Result

Compliance, please refer to the SAR report: SZ1210720-30052E-SA.

---

## **FCC §15.203 – ANTENNA REQUIREMENT**

---

### **Applicable Standard**

According to § 15.203, an intentional radiator shall be designed to ensure that no antenna other than that furnished by the responsible party shall be used with the device. The use of a permanently attached antenna or of an antenna that uses a unique coupling to the intentional radiator shall be considered sufficient to comply with the provisions of this section. The manufacturer may design the unit so that a broken antenna can be replaced by the user, but the user of a standard antenna jack or electrical connector is prohibited. The structure and application of the EUT were analyzed to determine compliance with section §15.203 of the rules. §15.203 state that the subject device must meet the following criteria:

- a. Antenna must be permanently attached to the unit.
- b. Antenna must use a unique type of connector to attach to the EUT.

Unit must be professionally installed, and installer shall be responsible for verifying that the correct antenna is employed with the unit.

And according to FCC 47 CFR section 15.407 (a), if the transmitting antennas of directional gain greater than 6dBi are used, the transmit power and power spectral density shall be reduced by the amount in dB that the directional gain of the antenna exceeds 6 dBi.

### **Antenna Connector Construction**

The EUT has one internal antenna arrangement for 5G Wi-Fi, which was permanently attached and the antenna gain is -0.9dBi, fulfill the requirement of this section. Please refer to the EUT photos.

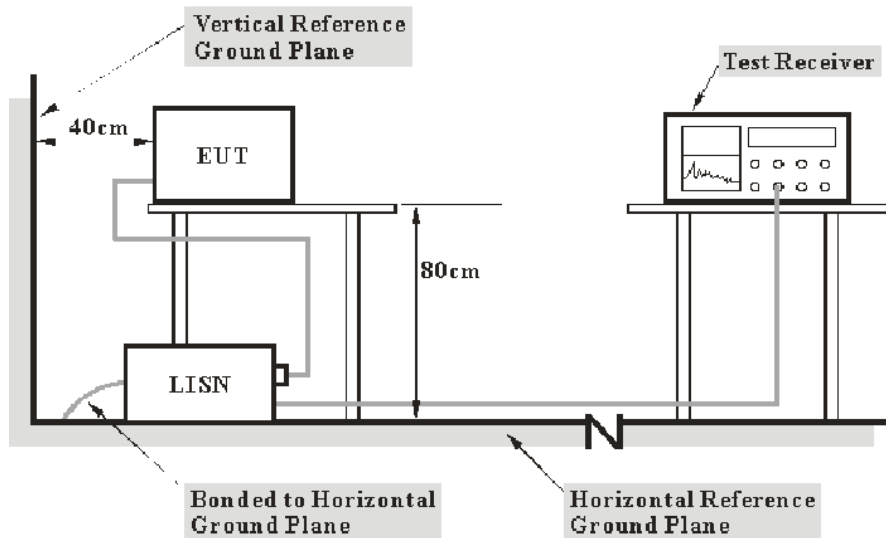
**Result: Pass**

**FCC §15.407 (b) (9) §15.207 (a) – CONDUCTED EMISSIONS**

**Applicable Standard**

FCC §15.207, §15.407(b) (9)

**EUT Setup**



- Note: 1. Support units were connected to second LISN.  
 2. Both of LISNs (AMN) 80 cm from EUT and at the least 80 cm from other units and other metal planes support units.

The setup of EUT is according with per ANSI C63.10-2013 measurement procedure. The specification used was with the FCC Part 15.207 limits.

The spacing between the peripherals was 10 cm.

**EMI Test Receiver Setup**

The EMI test receiver was set to investigate the spectrum from 150 kHz to 30 MHz.

During the conducted emission test, the EMI test receiver was set with the following configurations:

| Frequency Range  | IF B/W |
|------------------|--------|
| 150 kHz – 30 MHz | 9 kHz  |

**Test Procedure**

During the conducted emission test, the adapter was connected to the LISN.

Maximizing procedure was performed on the six (6) highest emissions of the EUT.

All data was recorded in the Quasi-peak and average detection mode.

**Test Data**

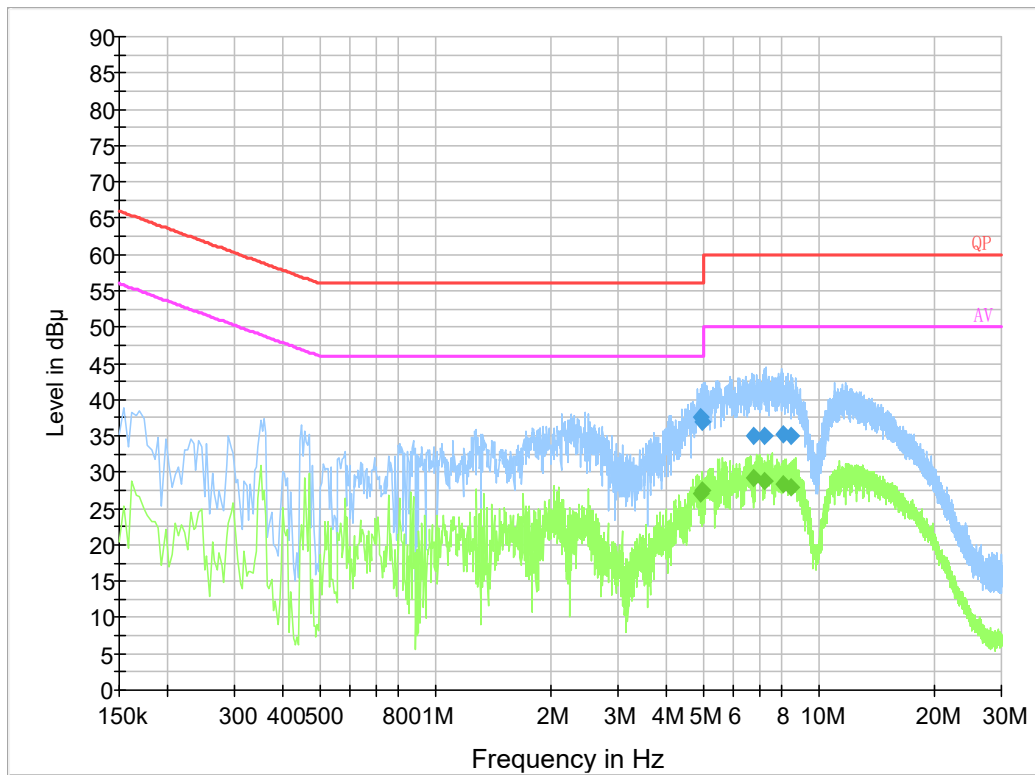
**Environmental Conditions**

|                           |           |
|---------------------------|-----------|
| <b>Temperature:</b>       | 26 °C     |
| <b>Relative Humidity:</b> | 65 %      |
| <b>ATM Pressure:</b>      | 101.0 kPa |

*The testing was performed by Haiguo Li on 2021-07-24.*

*EUT operation mode: Transmitting & Charging*

**AC 120V/60 Hz, Line:**



**Final Result 1**

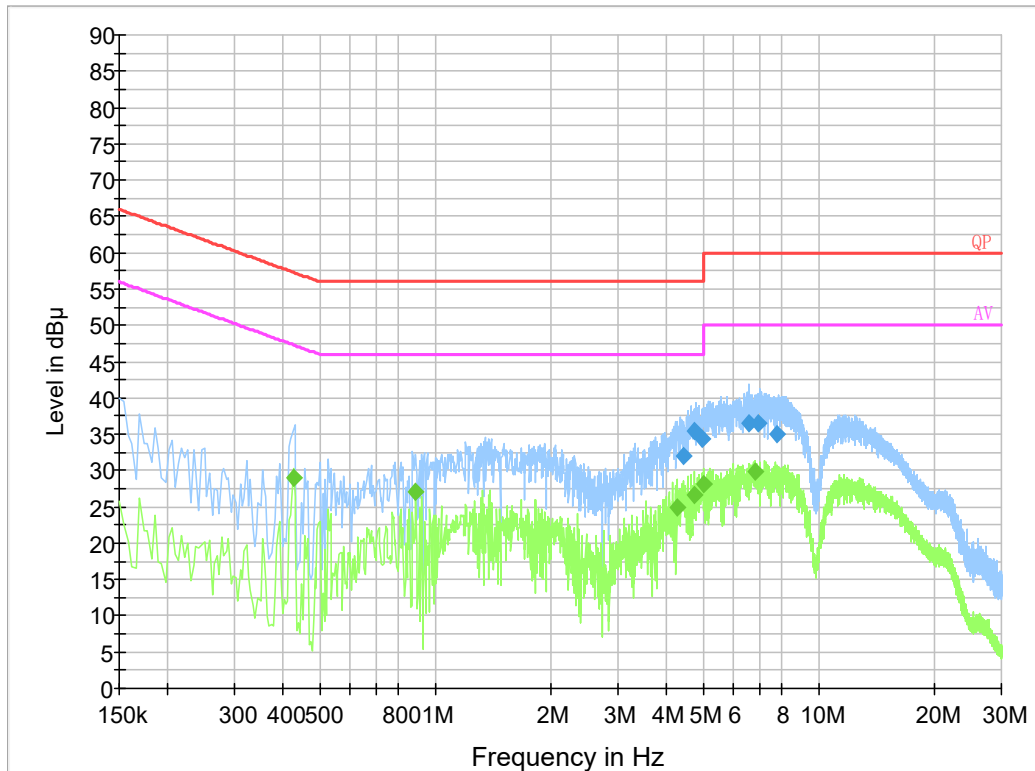
| Frequency (MHz) | QuasiPeak (dB $\mu$ V) | Bandwidth (kHz) | Line | Corr. (dB) | Margin (dB) | Limit (dB $\mu$ V) |
|-----------------|------------------------|-----------------|------|------------|-------------|--------------------|
| 4.935930        | 37.7                   | 9.000           | L1   | 19.9       | 18.3        | 56.0               |
| 4.963510        | 37.0                   | 9.000           | L1   | 19.9       | 19.0        | 56.0               |
| 6.765650        | 35.0                   | 9.000           | L1   | 19.9       | 25.0        | 60.0               |
| 7.220950        | 35.0                   | 9.000           | L1   | 19.9       | 25.0        | 60.0               |
| 8.121730        | 35.3                   | 9.000           | L1   | 19.9       | 24.7        | 60.0               |
| 8.498470        | 35.1                   | 9.000           | L1   | 20.0       | 24.9        | 60.0               |

**Final Result 2**

| Frequency (MHz) | Average (dB $\mu$ V) | Bandwidth (kHz) | Line | Corr. (dB) | Margin (dB) | Limit (dB $\mu$ V) |
|-----------------|----------------------|-----------------|------|------------|-------------|--------------------|
| 4.935930        | 27.0                 | 9.000           | L1   | 19.9       | 19.0        | 46.0               |
| 4.963510        | 27.5                 | 9.000           | L1   | 19.9       | 18.5        | 46.0               |
| 6.765650        | 29.2                 | 9.000           | L1   | 19.9       | 20.8        | 50.0               |
| 7.220950        | 28.9                 | 9.000           | L1   | 19.9       | 21.1        | 50.0               |
| 8.121730        | 28.5                 | 9.000           | L1   | 19.9       | 21.5        | 50.0               |
| 8.498470        | 27.9                 | 9.000           | L1   | 20.0       | 22.1        | 50.0               |



**AC 120V/60 Hz, Neutral:**



**Final Result 1**

| Frequency (MHz) | QuasiPeak (dB µ V) | Bandwidth (kHz) | Line | Corr. (dB) | Margin (dB) | Limit (dB µ V) |
|-----------------|--------------------|-----------------|------|------------|-------------|----------------|
| 4.428270        | 32.0               | 9.000           | N    | 19.9       | 24.0        | 56.0           |
| 4.758090        | 35.4               | 9.000           | N    | 19.9       | 20.6        | 56.0           |
| 4.959630        | 34.4               | 9.000           | N    | 19.9       | 21.6        | 56.0           |
| 6.574910        | 36.6               | 9.000           | N    | 19.9       | 23.4        | 60.0           |
| 6.984370        | 36.6               | 9.000           | N    | 19.9       | 23.4        | 60.0           |
| 7.788250        | 34.9               | 9.000           | N    | 19.9       | 25.1        | 60.0           |

**Final Result 2**

| Frequency (MHz) | Average (dB µ V) | Bandwidth (kHz) | Line | Corr. (dB) | Margin (dB) | Limit (dB µ V) |
|-----------------|------------------|-----------------|------|------------|-------------|----------------|
| 0.426000        | 29.1             | 9.000           | N    | 19.8       | 18.2        | 47.3           |
| 0.890000        | 27.0             | 9.000           | N    | 19.7       | 19.0        | 46.0           |
| 4.282000        | 24.9             | 9.000           | N    | 19.9       | 21.1        | 46.0           |
| 4.742000        | 26.5             | 9.000           | N    | 19.9       | 19.5        | 46.0           |
| 4.998000        | 28.1             | 9.000           | N    | 19.9       | 17.9        | 46.0           |
| 6.834000        | 29.9             | 9.000           | N    | 19.9       | 20.1        | 50.0           |

## §15.205 & §15.209 & §15.407(B) (1), (4), (9), (10) – UNDESIRABLE EMISSION

### Applicable Standard

FCC §15.407 (b) (1), (4), (9), (10); §15.209; §15.205;

(b) Undesirable emission limits. Except as shown in paragraph (b)(7) of this section, the maximum emissions outside of the frequency bands of operation shall be attenuated in accordance with the following limits:

(1) For transmitters operating in the 5.15-5.25 GHz band: All emissions outside of the 5.15-5.35 GHz band shall not exceed an e.i.r.p. of  $-27$  dBm/MHz.

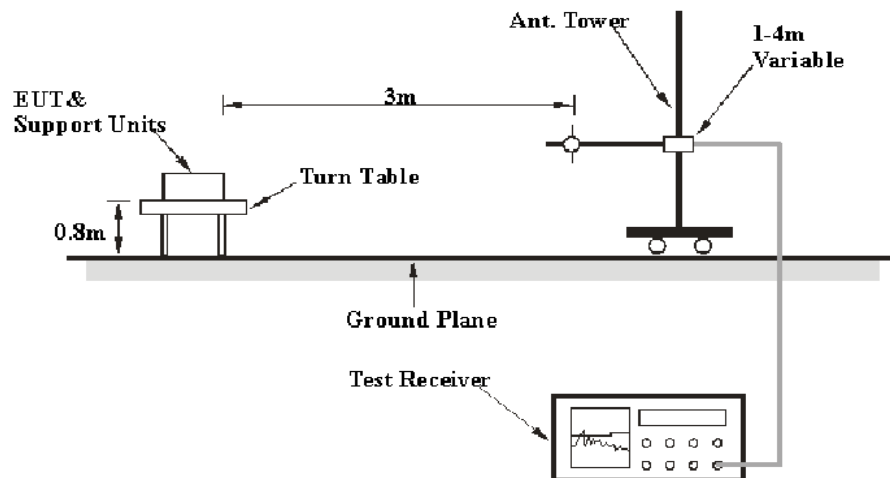
(4) For transmitters operating in the 5.725-5.85 GHz band:

(i) All emissions shall be limited to a level of  $-27$  dBm/MHz at 75 MHz or more above or below the band edge increasing linearly to 10 dBm/MHz at 25 MHz above or below the band edge, and from 25 MHz above or below the band edge increasing linearly to a level of 15.6 dBm/MHz at 5 MHz above or below the band edge, and from 5 MHz above or below the band edge increasing linearly to a level of 27 dBm/MHz at the band edge.

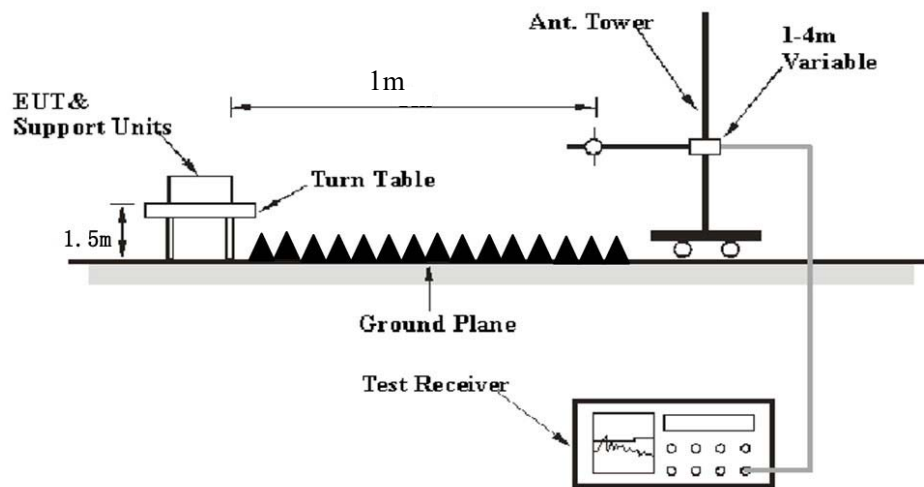
Unwanted emissions below 1 GHz must comply with the general field strength limits set forth in §15.209.

### EUT Setup

Below 1 GHz:



**Above 1 GHz:**



The setup of EUT is according with per ANSI C63.10-2013 measurement procedure. The specification used was with the FCC 15.209 and FCC 15.407 limits.

The external I/O cables were draped along the test table and formed a bundle 30 to 40 cm long in the middle.

**EMI Test Receiver & Spectrum Analyzer Setup**

The system was investigated from 30 MHz to 40 GHz.

During the radiated emission test, the EMI test receiver & Spectrum Analyzer Setup were set with the following configurations:

| Frequency Range   | RBW     | Video B/W               | IF B/W  | Measurement |
|-------------------|---------|-------------------------|---------|-------------|
| 30 MHz – 1000 MHz | 100 kHz | 300 kHz                 | 120 kHz | QP          |
| Above 1 GHz       | 1 MHz   | 3 MHz                   | /       | PK          |
|                   | 1MHz    | 10 Hz <sup>Note 1</sup> | /       | Average     |
|                   | 1MHz    | > 1/T <sup>Note 2</sup> | /       | Average     |

Note 1: when duty cycle is no less than 98%

Note 2: when duty cycle is less than 98%

**Test Procedure**

**Radiated Spurious Emission**

During the radiated emission test, the adapter was connected to the AC outlet.

Maximizing procedure was performed on the highest emissions to ensure that the EUT complied with all the installation combinations.

Data was recorded in Quasi-peak detection mode for frequency range of 30 MHz-1GHz, peak and Average detection modes for frequencies above 1GHz.

According to ANSI C63.10-2013,9.4: For field strength measurements made at other than the distance at which the applicable limit is specified, extrapolate the measured field strength to the field strength at the distance specified by the limit using an inverse distance correction factor (20 dB/decade of distance). In some cases, a different distance correction factor may be required;

$$E_{\text{SpecLimit}} = E_{\text{Meas}} + 20 \log \left( \frac{d_{\text{Meas}}}{d_{\text{SpecLimit}}} \right)$$

where

|                        |   |
|------------------------|---|
| $E_{\text{SpecLimit}}$ | is the field strength of the emission at the distance specified by the limit, in dB $\mu$ V/m |
| $E_{\text{Meas}}$      | is the field strength of the emission at the measurement distance, in dB $\mu$ V/m            |
| $d_{\text{Meas}}$      | is the measurement distance, in m   |
| $d_{\text{SpecLimit}}$ | is the distance specified by the limit, in m  |

So the extrapolation factor of 1m is  $20 * \log(1/3) = -9.5$  dB

### Corrected Amplitude & Margin Calculation

The Corrected Amplitude is calculated by adding the Antenna Factor and Cable Loss, and subtracting the Amplifier Gain from the Meter Reading. The basic equation is as follows:

$$\text{Corrected Amplitude} = \text{Meter Reading} + \text{Antenna Factor} + \text{Cable Loss} - \text{Amplifier Gain}$$

The “**Margin**” column of the following data tables indicates the degree of compliance with the applicable limit. For example, a margin of 7dB means the emission is 7dB below the limit. The equation for margin calculation is as follows:

$$\text{Margin} = \text{Limit} - \text{Corrected Amplitude}$$

### Test Data

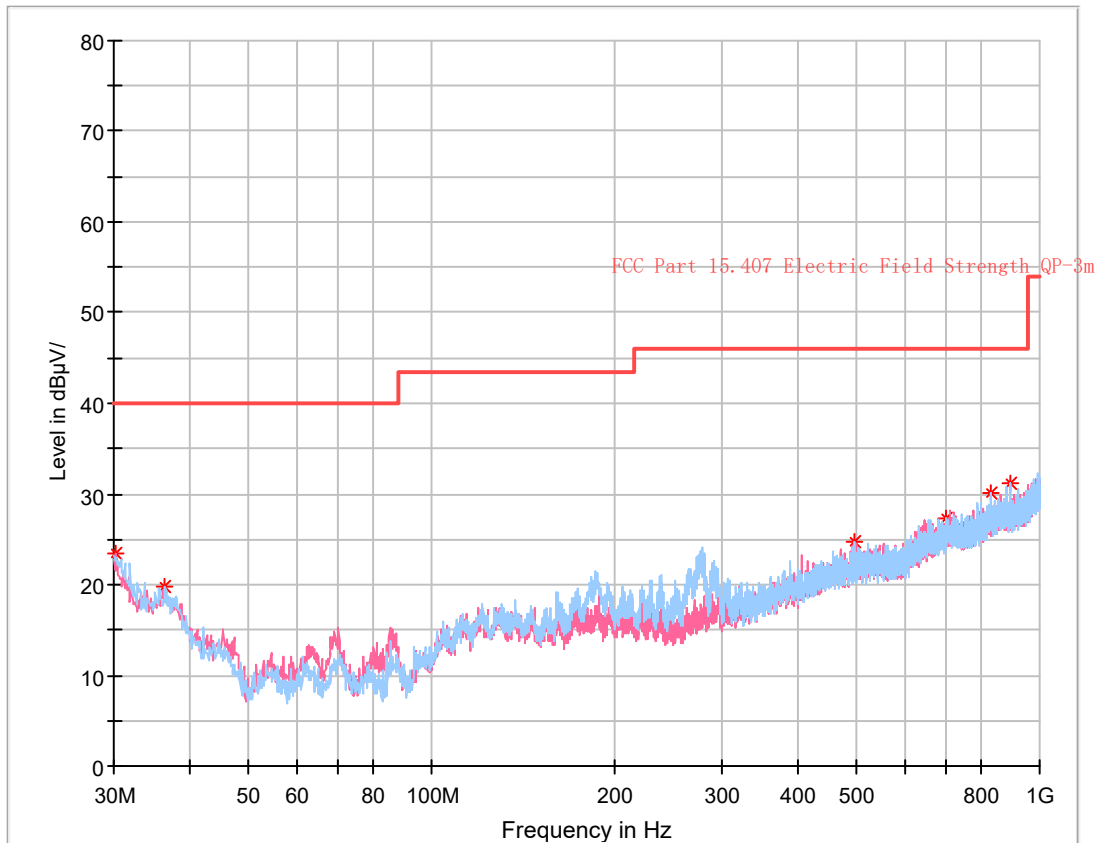
#### Environmental Conditions

|                           |            |
|---------------------------|------------|
| <b>Temperature:</b>       | 27.1~30 °C |
| <b>Relative Humidity:</b> | 52~ 55 %   |
| <b>ATM Pressure:</b>      | 101.0 kPa  |

The testing was performed by William Wang on 2021-07-23 for below 1GHz and Hanic Pan on 2021-07-24 for above 1GHz.

EUT operation mode: Transmitting

30 MHz~1 GHz: (the worst case is 802.11a Mode, 5180MHz)



### Critical Freqs

| Frequency (MHz) | MaxPeak (dB µ V/m) | Limit (dB µ V/m) | Margin (dB) | Height (cm) | Pol | Azimuth (deg) | Corr. (dB) |
|-----------------|--------------------|------------------|-------------|-------------|-----|---------------|------------|
| 30.242500       | 23.41              | 40.00            | 16.59       | 300.0       | V   | 75.0          | -3.7       |
| 36.426250       | 19.84              | 40.00            | 20.16       | 300.0       | H   | 301.0         | -8.2       |
| 497.418750      | 24.76              | 46.00            | 21.24       | 200.0       | H   | 95.0          | -5.1       |
| 699.785000      | 27.39              | 46.00            | 18.61       | 200.0       | H   | 177.0         | -1.5       |
| 830.128750      | 30.05              | 46.00            | 15.95       | 300.0       | H   | 359.0         | -0.1       |
| 893.906250      | 31.11              | 46.00            | 14.89       | 300.0       | H   | 231.0         | 0.9        |

**1 ~ 40 GHz:**

**Note: The test distance is 1m, so the correct factor from 3m to 1m is  $20\log(3/1)=9.5\text{dB}$  which was added into the final limit.**

**5150-5250 MHz:**

| Frequency (MHz) | Receiver       |            | Turntable Degree | Rx Antenna |               | Corrected Factor (dB/m) | Corrected Amplitude (dBμV/m) | FCC Part 15.407/205/209 |             |
|-----------------|----------------|------------|------------------|------------|---------------|-------------------------|------------------------------|-------------------------|-------------|
|                 | Reading (dBμV) | PK/QP/Ave. |                  | Height (m) | Polar (H / V) |                         |                              | Limit (dBμV/m)          | Margin (dB) |
| 802.11a         |                |            |                  |            |               |                         |                              |                         |             |
| 5180 MHz        |                |            |                  |            |               |                         |                              |                         |             |
| 5073.34         | 31.08          | PK         | 124              | 1.3        | V             | 38.26                   | 69.34                        | 83.5                    | 14.16       |
| 5073.34         | 18.29          | Ave.       | 124              | 1.3        | V             | 38.26                   | 56.55                        | 63.5                    | 6.95        |
| 5362.34         | 31.87          | PK         | 237              | 2.0        | V             | 39.09                   | 70.96                        | 83.5                    | 12.54       |
| 5362.34         | 18.42          | Ave.       | 237              | 2.0        | V             | 39.09                   | 57.51                        | 63.5                    | 5.99        |
| 10360.00        | 58.06          | PK         | 7                | 1.4        | V             | 17.42                   | 75.48                        | 77.7                    | 2.22        |
| 15540.00        | 50.76          | Ave.       | 191              | 1.8        | V             | 17.54                   | 68.30                        | 83.5                    | 15.20       |
| 15540.00        | 33.73          | PK         | 191              | 1.8        | V             | 17.54                   | 51.27                        | 63.5                    | 12.23       |
| 5200 MHz        |                |            |                  |            |               |                         |                              |                         |             |
| 10400.00        | 59.1           | PK         | 296              | 2.0        | V             | 17.52                   | 76.62                        | 77.7                    | 1.08        |
| 15600.00        | 45.59          | PK         | 3                | 2.4        | V             | 18.68                   | 64.27                        | 83.5                    | 19.23       |
| 15600.00        | 30.61          | Ave.       | 3                | 2.4        | V             | 18.68                   | 49.29                        | 63.5                    | 14.21       |
| 5240 MHz        |                |            |                  |            |               |                         |                              |                         |             |
| 5099.67         | 31.05          | PK         | 282              | 1.7        | V             | 38.26                   | 69.31                        | 83.5                    | 14.19       |
| 5099.67         | 18.35          | Ave.       | 282              | 1.7        | V             | 38.26                   | 56.61                        | 63.5                    | 6.89        |
| 5411.21         | 31.57          | PK         | 276              | 2.4        | V             | 39.19                   | 70.76                        | 83.5                    | 12.74       |
| 5411.21         | 18.35          | Ave.       | 276              | 2.4        | V             | 39.19                   | 57.54                        | 63.5                    | 5.96        |
| 10480.00        | 59.39          | PK         | 217              | 2.0        | V             | 17.25                   | 76.64                        | 77.7                    | 1.06        |
| 15720.00        | 46.66          | PK         | 311              | 1.9        | V             | 17.86                   | 64.52                        | 83.5                    | 18.98       |
| 15720.00        | 30.19          | Ave.       | 311              | 1.9        | V             | 17.86                   | 48.05                        | 63.5                    | 15.45       |

| Frequency (MHz) | Receiver       |            | Turntable Degree | Rx Antenna |             | Corrected Factor (dB/m) | Corrected Amplitude (dBµV/m) | FCC Part 15.407/205/209 |             |
|-----------------|----------------|------------|------------------|------------|-------------|-------------------------|------------------------------|-------------------------|-------------|
|                 | Reading (dBµV) | PK/QP/Ave. |                  | Height (m) | Polar (H/V) |                         |                              | Limit (dBµV/m)          | Margin (dB) |
| 802.11n20       |                |            |                  |            |             |                         |                              |                         |             |
| 5180 MHz        |                |            |                  |            |             |                         |                              |                         |             |
| 5147.65         | 31.02          | PK         | 142              | 2.3        | V           | 38.36                   | 69.38                        | 83.5                    | 14.12       |
| 5147.65         | 18.79          | Ave.       | 142              | 2.3        | V           | 38.36                   | 57.15                        | 63.5                    | 6.35        |
| 5436.20         | 31.37          | PK         | 26               | 2.5        | V           | 39.29                   | 70.66                        | 83.5                    | 12.84       |
| 5436.20         | 18.35          | Ave.       | 26               | 2.5        | V           | 39.29                   | 57.64                        | 63.5                    | 5.86        |
| 10360.00        | 57.99          | PK         | 299              | 2.5        | V           | 17.42                   | 75.41                        | 77.7                    | 2.29        |
| 15540.00        | 46.33          | PK         | 251              | 2.2        | V           | 17.54                   | 63.87                        | 83.5                    | 19.63       |
| 15540.00        | 31.37          | Ave.       | 251              | 2.2        | V           | 17.54                   | 48.91                        | 63.5                    | 14.59       |
| 5200 MHz        |                |            |                  |            |             |                         |                              |                         |             |
| 10400.00        | 57.61          | PK         | 268              | 2.0        | V           | 17.52                   | 75.13                        | 77.7                    | 2.57        |
| 15600.00        | 45.65          | PK         | 117              | 2.1        | V           | 18.68                   | 64.33                        | 83.5                    | 19.17       |
| 15600.00        | 31.07          | Ave.       | 117              | 2.1        | V           | 18.68                   | 49.75                        | 63.5                    | 13.75       |
| 5240 MHz        |                |            |                  |            |             |                         |                              |                         |             |
| 5030.07         | 31.36          | PK         | 126              | 2.3        | V           | 38.14                   | 69.50                        | 83.5                    | 14.00       |
| 5030.07         | 18.29          | Ave.       | 126              | 2.3        | V           | 38.14                   | 56.43                        | 63.5                    | 7.07        |
| 5364.09         | 31.35          | PK         | 343              | 1.9        | V           | 39.09                   | 70.44                        | 83.5                    | 13.06       |
| 5364.09         | 18.41          | Ave.       | 343              | 1.9        | V           | 39.09                   | 57.50                        | 63.5                    | 6.00        |
| 10480.00        | 56.42          | PK         | 299              | 2.5        | V           | 17.25                   | 73.67                        | 77.7                    | 4.03        |
| 15720.00        | 48.69          | PK         | 301              | 1.1        | V           | 17.86                   | 66.55                        | 83.5                    | 16.95       |
| 15720.00        | 31.83          | Ave.       | 301              | 1.1        | V           | 17.86                   | 49.69                        | 63.5                    | 13.81       |
| 802.11n40       |                |            |                  |            |             |                         |                              |                         |             |
| 5190 MHz        |                |            |                  |            |             |                         |                              |                         |             |
| 5052.74         | 31.53          | PK         | 75               | 2.0        | V           | 38.16                   | 69.69                        | 83.5                    | 13.81       |
| 5052.74         | 18.79          | Ave.       | 75               | 2.0        | V           | 38.16                   | 56.95                        | 63.5                    | 6.55        |
| 5434.61         | 30.91          | PK         | 296              | 2.3        | V           | 39.29                   | 70.20                        | 83.5                    | 13.30       |
| 5434.61         | 18.71          | Ave.       | 296              | 2.3        | V           | 39.29                   | 58.00                        | 63.5                    | 5.50        |
| 10380.00        | 56.39          | PK         | 174              | 1.1        | V           | 17.42                   | 73.81                        | 77.7                    | 3.89        |
| 15570.00        | 47.05          | PK         | 329              | 2.3        | V           | 18.58                   | 65.63                        | 83.5                    | 17.87       |
| 15570.00        | 31.85          | Ave.       | 329              | 2.3        | V           | 18.58                   | 50.43                        | 63.5                    | 13.07       |
| 5230 MHz        |                |            |                  |            |             |                         |                              |                         |             |
| 5055.46         | 31.64          | PK         | 4                | 2.2        | V           | 38.16                   | 69.80                        | 83.5                    | 13.70       |
| 5055.46         | 18.61          | Ave.       | 4                | 2.2        | V           | 38.16                   | 56.77                        | 63.5                    | 6.73        |
| 5355.49         | 32.04          | PK         | 63               | 1.8        | V           | 39.09                   | 71.13                        | 83.5                    | 12.37       |
| 5355.49         | 18.5           | Ave.       | 63               | 1.8        | V           | 39.09                   | 57.59                        | 63.5                    | 5.91        |
| 10460.00        | 57.6           | PK         | 203              | 1.3        | V           | 17.15                   | 74.75                        | 77.7                    | 2.95        |
| 15690.00        | 52.41          | PK         | 203              | 1.6        | V           | 17.76                   | 70.17                        | 83.5                    | 13.33       |
| 15690.00        | 35.77          | Ave.       | 203              | 1.6        | V           | 17.76                   | 53.53                        | 63.5                    | 9.97        |

| Frequency (MHz) | Receiver       |            | Turntable Degree | Rx Antenna |               | Corrected Factor (dB/m) | Corrected Amplitude (dBµV/m) | FCC Part 15.407/205/209 |             |
|-----------------|----------------|------------|------------------|------------|---------------|-------------------------|------------------------------|-------------------------|-------------|
|                 | Reading (dBµV) | PK/QP/Ave. |                  | Height (m) | Polar (H / V) |                         |                              | Limit (dBµV/m)          | Margin (dB) |
| 802.11ac20      |                |            |                  |            |               |                         |                              |                         |             |
| 5180 MHz        |                |            |                  |            |               |                         |                              |                         |             |
| 5019.72         | 30.59          | PK         | 261              | 1.5        | V             | 38.04                   | 68.63                        | 83.5                    | 14.87       |
| 5019.72         | 18.4           | Ave.       | 261              | 1.5        | V             | 38.04                   | 56.44                        | 63.5                    | 7.06        |
| 5394.49         | 31.63          | PK         | 279              | 1.9        | V             | 39.19                   | 70.82                        | 83.5                    | 12.68       |
| 5394.49         | 18.41          | Ave.       | 279              | 1.9        | V             | 39.19                   | 57.60                        | 63.5                    | 5.90        |
| 10360.00        | 58.8           | PK         | 66               | 2.3        | V             | 17.42                   | 76.22                        | 77.7                    | 1.48        |
| 15540.00        | 49.01          | PK         | 2                | 2.0        | V             | 17.54                   | 66.55                        | 83.5                    | 16.95       |
| 15540.00        | 32.97          | Ave.       | 2                | 2.0        | V             | 17.54                   | 50.51                        | 63.5                    | 12.99       |
| 5200 MHz        |                |            |                  |            |               |                         |                              |                         |             |
| 10400.00        | 57.88          | PK         | 28               | 2.2        | V             | 17.52                   | 75.40                        | 77.7                    | 2.30        |
| 15600.00        | 48.43          | PK         | 13               | 1.3        | V             | 18.68                   | 67.11                        | 83.5                    | 16.39       |
| 15600.00        | 33.39          | Ave.       | 13               | 1.3        | V             | 18.68                   | 52.07                        | 63.5                    | 11.43       |
| 5240 MHz        |                |            |                  |            |               |                         |                              |                         |             |
| 5086.51         | 30.98          | PK         | 65               | 1.9        | V             | 38.26                   | 69.24                        | 83.5                    | 14.26       |
| 5086.51         | 18.31          | Ave.       | 65               | 1.9        | V             | 38.26                   | 56.57                        | 63.5                    | 6.93        |
| 5421.56         | 31.64          | PK         | 148              | 1.1        | V             | 39.19                   | 70.83                        | 83.5                    | 12.67       |
| 5421.56         | 18.38          | Ave.       | 148              | 1.1        | V             | 39.19                   | 57.57                        | 63.5                    | 5.93        |
| 10480.00        | 57.68          | PK         | 278              | 2.0        | V             | 17.25                   | 74.93                        | 77.7                    | 2.77        |
| 15720.00        | 49.15          | PK         | 43               | 1.8        | V             | 17.86                   | 67.01                        | 83.5                    | 16.49       |
| 15720.00        | 33.48          | Ave.       | 43               | 1.8        | V             | 17.86                   | 51.34                        | 63.5                    | 12.16       |
| 802.11ac40      |                |            |                  |            |               |                         |                              |                         |             |
| 5190 MHz        |                |            |                  |            |               |                         |                              |                         |             |
| 4972.68         | 30.52          | PK         | 231              | 1.4        | V             | 38.04                   | 68.56                        | 83.5                    | 14.94       |
| 4972.68         | 18.55          | Ave.       | 231              | 1.4        | V             | 38.04                   | 56.59                        | 63.5                    | 6.91        |
| 5405.48         | 31.87          | PK         | 347              | 1.0        | V             | 39.19                   | 71.06                        | 83.5                    | 12.44       |
| 5405.48         | 18.9           | Ave.       | 347              | 1.0        | V             | 39.19                   | 58.09                        | 63.5                    | 5.41        |
| 10380.00        | 56.91          | PK         | 71               | 1.0        | V             | 17.42                   | 76.33                        | 77.7                    | 3.37        |
| 15570.00        | 46.99          | PK         | 172              | 2.5        | V             | 18.58                   | 65.57                        | 83.5                    | 17.93       |
| 15570.00        | 32.17          | Ave.       | 172              | 2.5        | V             | 18.58                   | 50.75                        | 63.5                    | 12.75       |
| 5230 MHz        |                |            |                  |            |               |                         |                              |                         |             |
| 4868.27         | 30.97          | PK         | 348              | 1.6        | V             | 37.92                   | 68.89                        | 83.5                    | 14.61       |
| 4868.27         | 18.72          | Ave.       | 348              | 1.6        | V             | 37.92                   | 56.64                        | 63.5                    | 6.86        |
| 5408.66         | 31.63          | PK         | 166              | 1.8        | V             | 39.19                   | 70.82                        | 83.5                    | 12.68       |
| 5408.66         | 18.77          | Ave.       | 166              | 1.8        | V             | 39.19                   | 57.96                        | 63.5                    | 5.54        |
| 10460.00        | 57.24          | PK         | 232              | 1.8        | V             | 17.15                   | 74.39                        | 77.7                    | 3.31        |
| 15690.00        | 49.26          | PK         | 213              | 1.5        | V             | 17.76                   | 67.02                        | 83.5                    | 16.48       |
| 15690.00        | 32.30          | Ave.       | 213              | 1.5        | V             | 17.76                   | 50.06                        | 63.5                    | 13.44       |



| Frequency<br>(MHz) | Receiver          |            | Turntable<br>Degree | Rx Antenna    |                     | Corrected<br>Factor<br>(dB/m) | Corrected<br>Amplitude<br>(dBµV/m) | FCC Part<br>15.407/205/209 |                |
|--------------------|-------------------|------------|---------------------|---------------|---------------------|-------------------------------|------------------------------------|----------------------------|----------------|
|                    | Reading<br>(dBµV) | PK/QP/Ave. |                     | Height<br>(m) | Polar<br>(H /<br>V) |                               |                                    | Limit<br>(dBµV/m)          | Margin<br>(dB) |
| 802.11ac80         |                   |            |                     |               |                     |                               |                                    |                            |                |
| 5210MHz            |                   |            |                     |               |                     |                               |                                    |                            |                |
| 5078.04            | 31.05             | PK         | 134                 | 1.7           | V                   | 38.26                         | 69.31                              | 83.5                       | 14.19          |
| 5078.04            | 19.67             | Ave.       | 134                 | 1.7           | V                   | 38.26                         | 57.93                              | 63.5                       | 5.57           |
| 5388.13            | 31.99             | PK         | 129                 | 2.5           | V                   | 39.19                         | 71.18                              | 83.5                       | 12.32          |
| 5388.13            | 19.62             | Ave.       | 129                 | 2.5           | V                   | 39.19                         | 58.81                              | 63.5                       | 4.69           |
| 10420.00           | 56.99             | PK         | 206                 | 1.5           | V                   | 17.52                         | 74.51                              | 77.7                       | 3.19           |
| 15630.00           | 50.45             | PK         | 128                 | 1.8           | V                   | 18.68                         | 69.13                              | 83.5                       | 14.37          |
| 15630.00           | 36.52             | Ave.       | 128                 | 1.8           | V                   | 18.68                         | 55.20                              | 63.5                       | 8.30           |

**5725-5850 MHz:**

| Frequency (MHz) | Receiver       |            | Turntable Degree | Rx Antenna |             | Corrected Factor (dB/m) | Corrected Amplitude (dBµV/m) | FCC Part 15.407/205/209 |             |
|-----------------|----------------|------------|------------------|------------|-------------|-------------------------|------------------------------|-------------------------|-------------|
|                 | Reading (dBµV) | PK/QP/Ave. |                  | Height (m) | Polar (H/V) |                         |                              | Limit (dBµV/m)          | Margin (dB) |
| 802.11a         |                |            |                  |            |             |                         |                              |                         |             |
| 5745 MHz        |                |            |                  |            |             |                         |                              |                         |             |
| 5618.85         | 32.45          | PK         | 162              | 2.4        | V           | 39.46                   | 71.91                        | 77.7                    | 5.79        |
| 5679.49         | 32.30          | PK         | 135              | 2.3        | V           | 39.49                   | 71.79                        | 99.52                   | 27.73       |
| 5719.58         | 32.81          | PK         | 296              | 1.2        | V           | 39.49                   | 72.30                        | 120.18                  | 47.88       |
| 5721.39         | 33.29          | PK         | 76               | 1.3        | V           | 39.49                   | 72.78                        | 123.47                  | 50.69       |
| 11490.00        | 57.66          | PK         | 290              | 2.1        | V           | 17.47                   | 75.13                        | 83.5                    | 8.37        |
| 11490.00        | 42.67          | Ave.       | 290              | 2.1        | V           | 17.47                   | 60.14                        | 63.5                    | 3.36        |
| 17235.00        | 54.4           | PK         | 119              | 2.0        | V           | 22.14                   | 76.54                        | 77.7                    | 1.16        |
| 5785 MHz        |                |            |                  |            |             |                         |                              |                         |             |
| 11570.00        | 56.46          | PK         | 129              | 2.3        | V           | 17.51                   | 73.97                        | 83.5                    | 9.53        |
| 11570.00        | 40.08          | Ave.       | 129              | 2.3        | V           | 17.51                   | 57.59                        | 63.5                    | 5.91        |
| 17355.00        | 51.23          | PK         | 123              | 2.1        | V           | 21.92                   | 73.15                        | 77.7                    | 4.55        |
| 5825 MHz        |                |            |                  |            |             |                         |                              |                         |             |
| 5851.39         | 33.60          | PK         | 193              | 1.3        | V           | 39.87                   | 73.47                        | 128.53                  | 55.06       |
| 5859.88         | 33.49          | PK         | 300              | 1.7        | V           | 39.87                   | 73.36                        | 118.93                  | 45.57       |
| 5894.48         | 33.60          | PK         | 332              | 1.0        | V           | 39.87                   | 73.47                        | 100.28                  | 26.81       |
| 5929.18         | 33.44          | PK         | 185              | 1.2        | V           | 39.97                   | 73.41                        | 77.7                    | 4.29        |
| 11650.00        | 55.54          | PK         | 323              | 2.3        | V           | 16.18                   | 71.72                        | 83.5                    | 11.78       |
| 11650.00        | 38.52          | Ave.       | 323              | 2.3        | V           | 16.18                   | 54.70                        | 63.5                    | 8.80        |
| 17475.00        | 45.82          | PK         | 231              | 1.2        | V           | 20.11                   | 65.93                        | 77.7                    | 11.77       |

| Frequency (MHz) | Receiver       |            | Turntable Degree | Rx Antenna |             | Corrected Factor (dB/m) | Corrected Amplitude (dBμV/m) | FCC Part 15.407/205/209 |             |
|-----------------|----------------|------------|------------------|------------|-------------|-------------------------|------------------------------|-------------------------|-------------|
|                 | Reading (dBμV) | PK/QP/Ave. |                  | Height (m) | Polar (H/V) |                         |                              | Limit (dBμV/m)          | Margin (dB) |
| 802.11n20       |                |            |                  |            |             |                         |                              |                         |             |
| 5745 MHz        |                |            |                  |            |             |                         |                              |                         |             |
| 5634.05         | 32.19          | PK         | 317              | 1.7        | V           | 39.46                   | 71.65                        | 77.7                    | 6.05        |
| 5697.21         | 32.12          | PK         | 149              | 1.4        | V           | 39.49                   | 71.61                        | 112.64                  | 41.03       |
| 5710.49         | 32.77          | PK         | 16               | 1.1        | V           | 39.49                   | 72.26                        | 117.64                  | 45.38       |
| 5724.31         | 34.91          | PK         | 189              | 1.9        | V           | 39.49                   | 74.40                        | 130.13                  | 55.73       |
| 11490.00        | 57.42          | PK         | 230              | 1.5        | V           | 17.47                   | 74.89                        | 83.5                    | 8.61        |
| 11490.00        | 41.85          | Ave.       | 230              | 1.5        | V           | 17.47                   | 59.32                        | 63.5                    | 4.18        |
| 17235.00        | 51.57          | PK         | 22               | 2.4        | V           | 22.14                   | 73.71                        | 77.7                    | 3.99        |
| 5785 MHz        |                |            |                  |            |             |                         |                              |                         |             |
| 11570.00        | 59.38          | PK         | 315              | 2.0        | V           | 17.51                   | 76.89                        | 83.5                    | 6.61        |
| 11570.00        | 42.72          | Ave.       | 315              | 2.0        | V           | 17.51                   | 60.23                        | 63.5                    | 3.27        |
| 17355.00        | 51.95          | PK         | 190              | 1.1        | V           | 21.92                   | 73.87                        | 77.7                    | 3.83        |
| 5825 MHz        |                |            |                  |            |             |                         |                              |                         |             |
| 5851.40         | 34.26          | PK         | 110              | 1.8        | V           | 39.87                   | 74.13                        | 128.51                  | 54.38       |
| 5855.59         | 33.39          | PK         | 91               | 1.8        | V           | 39.87                   | 73.26                        | 120.13                  | 46.87       |
| 5917.95         | 33.87          | PK         | 22               | 1.3        | V           | 39.97                   | 73.84                        | 82.92                   | 9.08        |
| 5987.68         | 33.19          | PK         | 354              | 1.1        | V           | 39.84                   | 73.03                        | 77.7                    | 4.67        |
| 11650.00        | 57.45          | PK         | 133              | 1.9        | V           | 16.18                   | 73.63                        | 83.5                    | 9.87        |
| 11650.00        | 42.08          | Ave.       | 133              | 1.9        | V           | 16.18                   | 58.26                        | 63.5                    | 5.24        |
| 17475.00        | 50.07          | PK         | 252              | 1.1        | V           | 20.11                   | 70.18                        | 77.7                    | 7.52        |

| Frequency (MHz) | Receiver       |            | Turntable Degree | Rx Antenna |             | Corrected Factor (dB/m) | Corrected Amplitude (dBµV/m) | FCC Part 15.407/205/209 |             |
|-----------------|----------------|------------|------------------|------------|-------------|-------------------------|------------------------------|-------------------------|-------------|
|                 | Reading (dBµV) | PK/QP/Ave. |                  | Height (m) | Polar (H/V) |                         |                              | Limit (dBµV/m)          | Margin (dB) |
| 802.11n40       |                |            |                  |            |             |                         |                              |                         |             |
| 5755 MHz        |                |            |                  |            |             |                         |                              |                         |             |
| 5634.48         | 32.17          | PK         | 309              | 2.0        | V           | 39.46                   | 71.63                        | 77.7                    | 6.07        |
| 5699.89         | 32.43          | PK         | 258              | 1.3        | V           | 39.49                   | 71.92                        | 114.62                  | 42.70       |
| 5718.77         | 39.87          | PK         | 11               | 1.4        | V           | 39.49                   | 79.36                        | 119.96                  | 40.60       |
| 5722.14         | 41.06          | PK         | 156              | 1.9        | V           | 39.49                   | 80.55                        | 125.18                  | 44.63       |
| 11510.00        | 55.12          | PK         | 143              | 2.1        | V           | 17.47                   | 72.59                        | 83.5                    | 10.91       |
| 11510.00        | 42.08          | Ave.       | 143              | 2.1        | V           | 17.47                   | 59.55                        | 63.5                    | 3.95        |
| 17265.00        | 51.28          | PK         | 243              | 1.7        | V           | 18.97                   | 70.25                        | 77.7                    | 7.45        |
| 5795 MHz        |                |            |                  |            |             |                         |                              |                         |             |
| 5852.62         | 34.57          | PK         | 40               | 1.7        | V           | 39.87                   | 74.44                        | 125.73                  | 51.29       |
| 5869.28         | 33.62          | PK         | 309              | 1.8        | V           | 39.87                   | 73.49                        | 116.3                   | 42.81       |
| 5900.87         | 33.28          | PK         | 253              | 2.2        | V           | 39.87                   | 73.15                        | 95.56                   | 22.41       |
| 5994.63         | 34.90          | PK         | 229              | 1.6        | V           | 39.84                   | 74.74                        | 77.7                    | 2.96        |
| 11590.00        | 56.43          | PK         | 247              | 2.1        | V           | 17.51                   | 73.94                        | 83.5                    | 9.56        |
| 11590.00        | 42.8           | Ave.       | 247              | 2.1        | V           | 17.51                   | 60.31                        | 63.5                    | 3.19        |
| 17385.00        | 48.21          | PK         | 45               | 1.9        | V           | 21.92                   | 70.13                        | 77.7                    | 7.57        |
| 802.11ac20      |                |            |                  |            |             |                         |                              |                         |             |
| 5745 MHz        |                |            |                  |            |             |                         |                              |                         |             |
| 5630.43         | 32.69          | PK         | 67               | 1.7        | V           | 39.46                   | 72.15                        | 77.7                    | 5.55        |
| 5665.96         | 32.43          | PK         | 304              | 1.5        | V           | 39.49                   | 71.92                        | 89.51                   | 17.59       |
| 5706.93         | 32.73          | PK         | 358              | 1.1        | V           | 39.49                   | 72.22                        | 116.64                  | 44.42       |
| 5724.49         | 37.62          | PK         | 29               | 1.4        | V           | 39.49                   | 77.11                        | 130.54                  | 53.43       |
| 11490.00        | 56.86          | PK         | 66               | 1.3        | V           | 17.47                   | 74.33                        | 83.5                    | 9.17        |
| 11490.00        | 42.54          | Ave.       | 66               | 1.3        | V           | 17.47                   | 60.01                        | 63.5                    | 3.49        |
| 17235.00        | 51.99          | PK         | 193              | 1.8        | V           | 22.14                   | 74.13                        | 77.7                    | 3.57        |
| 5785 MHz        |                |            |                  |            |             |                         |                              |                         |             |
| 11570.00        | 58.26          | PK         | 65               | 2.4        | V           | 17.51                   | 75.77                        | 83.5                    | 7.73        |
| 11570.00        | 42.9           | Ave.       | 65               | 2.4        | V           | 17.51                   | 60.41                        | 63.5                    | 3.09        |
| 17355.00        | 51.86          | PK         | 93               | 2.0        | V           | 21.92                   | 73.78                        | 77.7                    | 3.92        |
| 5825 MHz        |                |            |                  |            |             |                         |                              |                         |             |
| 5850.51         | 35.32          | PK         | 41               | 2.3        | V           | 39.87                   | 75.19                        | 130.54                  | 55.35       |
| 5857.68         | 34.83          | PK         | 27               | 2.1        | V           | 39.87                   | 74.70                        | 119.55                  | 44.85       |
| 5912.95         | 34.69          | PK         | 210              | 2.4        | V           | 39.87                   | 74.56                        | 86.62                   | 12.06       |
| 5986.05         | 33.72          | PK         | 262              | 2.1        | V           | 39.84                   | 73.56                        | 77.7                    | 4.14        |
| 11650.00        | 58.23          | PK         | 35               | 1.1        | V           | 16.18                   | 74.41                        | 83.5                    | 9.09        |
| 11650.00        | 43.26          | Ave.       | 35               | 1.1        | V           | 16.18                   | 59.44                        | 63.5                    | 4.06        |
| 17475.00        | 50.47          | PK         | 186              | 1.9        | V           | 20.11                   | 70.58                        | 77.7                    | 7.12        |

| Frequency (MHz) | Receiver       |            | Turntable Degree | Rx Antenna |             | Corrected Factor (dB/m) | Corrected Amplitude (dBµV/m) | FCC Part 15.407/205/209 |             |
|-----------------|----------------|------------|------------------|------------|-------------|-------------------------|------------------------------|-------------------------|-------------|
|                 | Reading (dBµV) | PK/QP/Ave. |                  | Height (m) | Polar (H/V) |                         |                              | Limit (dBµV/m)          | Margin (dB) |
| 802.11ac40      |                |            |                  |            |             |                         |                              |                         |             |
| 5755 MHz        |                |            |                  |            |             |                         |                              |                         |             |
| 5628.84         | 32.03          | PK         | 161              | 1.9        | V           | 39.46                   | 71.49                        | 77.7                    | 6.21        |
| 5670.15         | 32.88          | PK         | 27               | 1.7        | V           | 39.49                   | 72.37                        | 92.61                   | 20.24       |
| 5719.75         | 37.89          | PK         | 356              | 1.5        | V           | 39.49                   | 77.38                        | 120.23                  | 42.85       |
| 5724.82         | 40.74          | PK         | 73               | 1.3        | V           | 39.49                   | 80.23                        | 131.29                  | 51.06       |
| 11510.00        | 56.41          | PK         | 299              | 1.4        | V           | 17.47                   | 73.88                        | 83.5                    | 9.62        |
| 11510.00        | 42.14          | Ave.       | 299              | 1.4        | V           | 17.47                   | 59.61                        | 63.5                    | 3.89        |
| 17265.00        | 50.81          | PK         | 233              | 1.2        | V           | 18.97                   | 69.78                        | 77.7                    | 7.92        |
| 5795 MHz        |                |            |                  |            |             |                         |                              |                         |             |
| 5852.69         | 34.79          | PK         | 191              | 1.6        | V           | 39.87                   | 74.66                        | 125.57                  | 50.91       |
| 5859.18         | 33.63          | PK         | 332              | 1.4        | V           | 39.87                   | 73.50                        | 119.13                  | 45.63       |
| 5884.95         | 33.36          | PK         | 3                | 1.9        | V           | 39.87                   | 73.23                        | 107.34                  | 34.11       |
| 5928.42         | 33.97          | PK         | 331              | 2.2        | V           | 39.97                   | 73.94                        | 77.7                    | 3.76        |
| 11590.00        | 56.49          | PK         | 192              | 2.0        | V           | 17.51                   | 74.00                        | 83.5                    | 9.50        |
| 11590.00        | 42.53          | Ave.       | 192              | 2.0        | V           | 17.51                   | 60.04                        | 63.5                    | 3.46        |
| 17385.00        | 50.01          | PK         | 303              | 1.1        | V           | 21.92                   | 71.93                        | 77.7                    | 5.77        |
| 802.11ac80      |                |            |                  |            |             |                         |                              |                         |             |
| 5775 MHz        |                |            |                  |            |             |                         |                              |                         |             |
| 5625.72         | 33.17          | PK         | 161              | 2.5        | V           | 39.46                   | 72.63                        | 77.7                    | 5.07        |
| 5699.24         | 40.89          | PK         | 83               | 2.1        | V           | 39.49                   | 80.38                        | 114.14                  | 33.76       |
| 5716.22         | 46.04          | PK         | 280              | 1.1        | V           | 39.49                   | 85.53                        | 119.24                  | 33.71       |
| 5723.04         | 47.57          | PK         | 26               | 1.7        | V           | 39.49                   | 87.06                        | 127.23                  | 40.17       |
| 5850.47         | 40.29          | PK         | 39               | 1.5        | V           | 39.87                   | 80.16                        | 130.63                  | 50.47       |
| 5868.62         | 39.94          | PK         | 294              | 2.1        | V           | 39.87                   | 79.81                        | 116.49                  | 36.68       |
| 5875.83         | 34.86          | PK         | 6                | 1.4        | V           | 39.87                   | 74.73                        | 114.09                  | 39.36       |
| 5950.78         | 34.55          | PK         | 268              | 2.0        | V           | 39.84                   | 74.39                        | 77.7                    | 3.31        |
| 11550.00        | 55.98          | PK         | 279              | 2.1        | V           | 17.51                   | 73.49                        | 83.5                    | 10.01       |
| 11550.00        | 42.14          | Ave.       | 279              | 2.1        | V           | 17.51                   | 59.65                        | 63.5                    | 3.85        |
| 17325.00        | 52.57          | PK         | 230              | 1.6        | V           | 18.97                   | 71.54                        | 77.7                    | 6.16        |

**Note:**

Corrected Amplitude = Corrected Factor + Reading

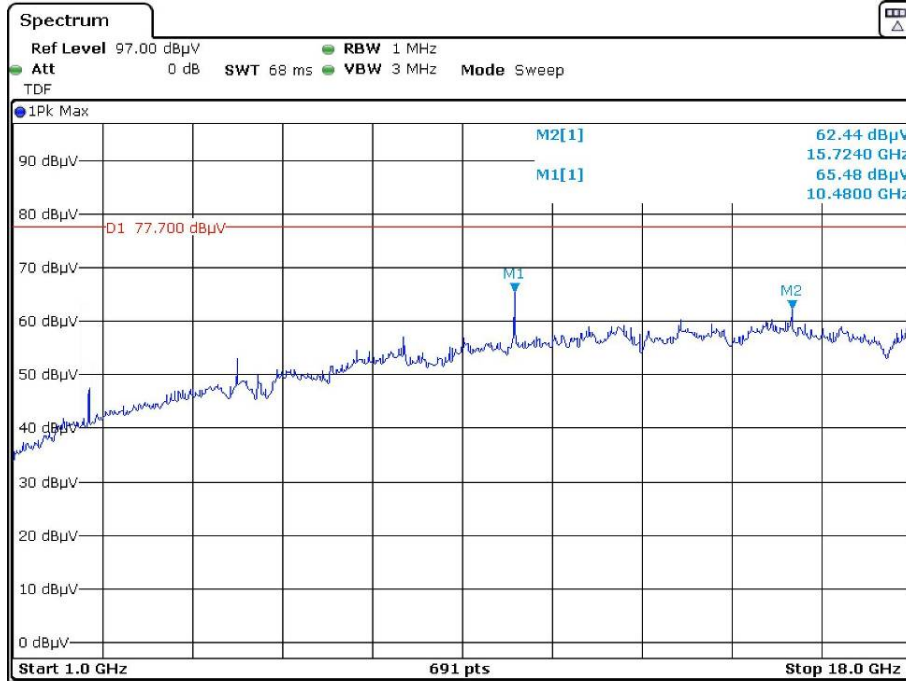
Corrected Factor=Antenna factor (RX) + Cable Loss – Amplifier Factor

Margin = Limit- Corr. Amplitude

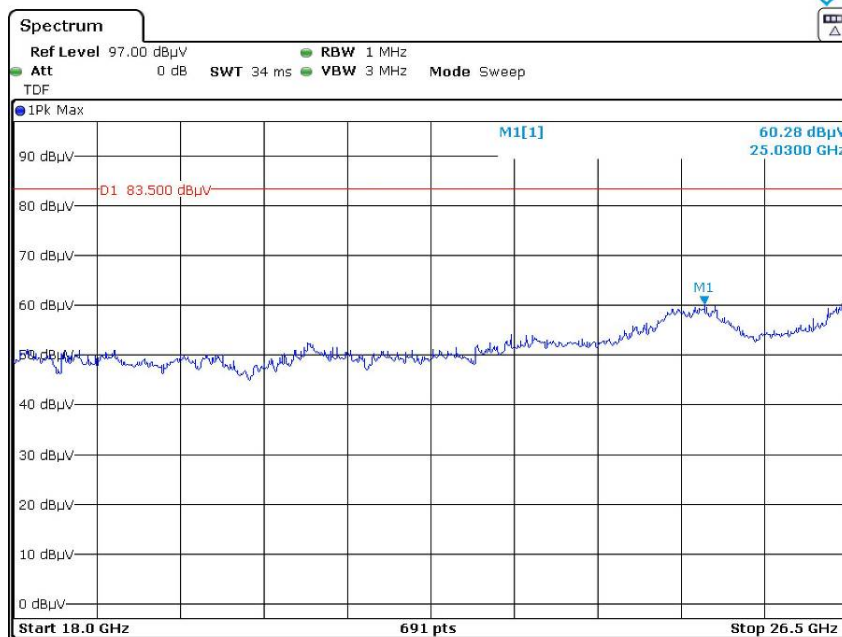
All other spurious emissions are 20 dB below the limit or are on the system noise floor level.

Peak

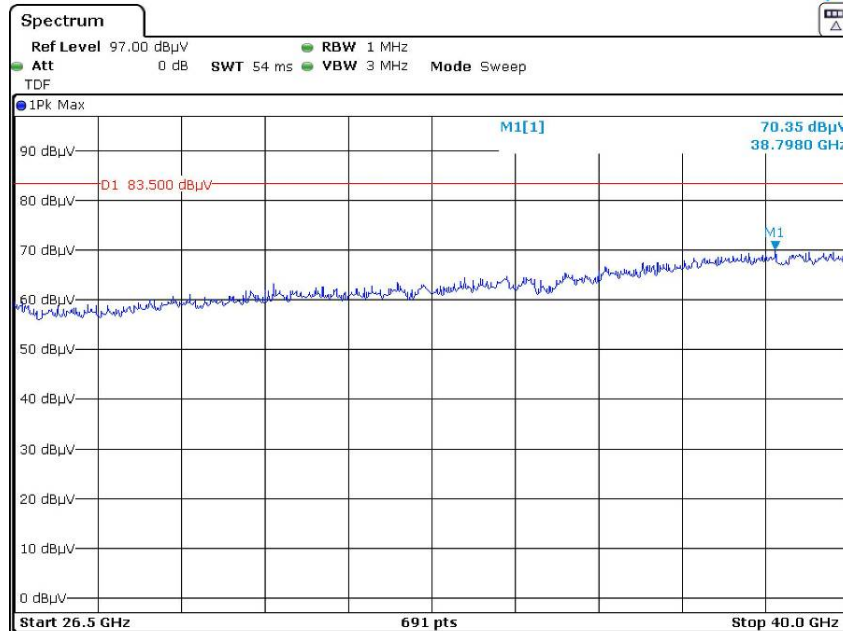
Pre-scan with 802.11a mode 5240MHz  
Horizontal



Date: 24.JUL.2021 16:00:39

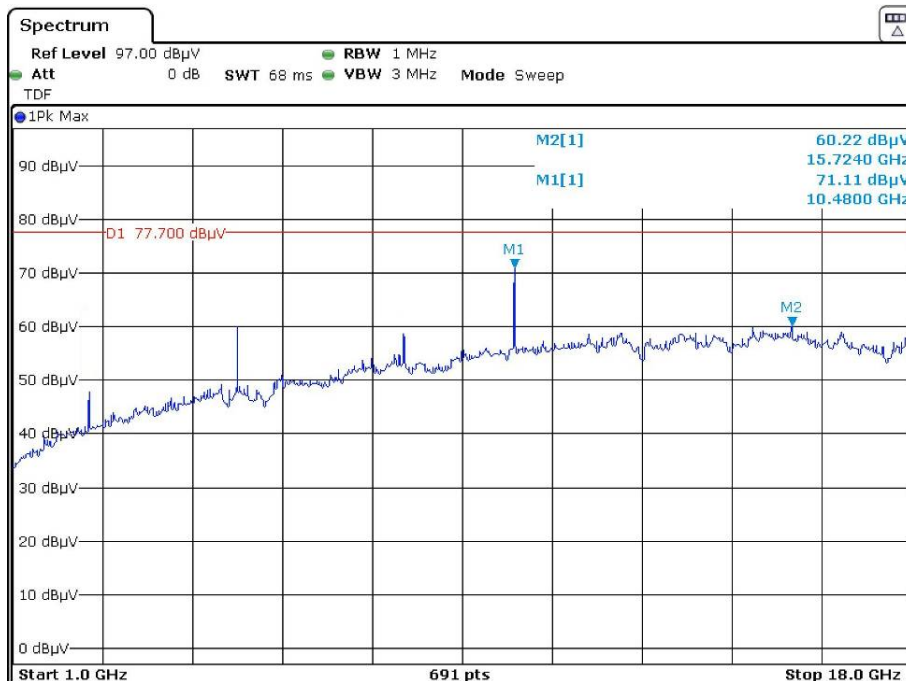


Date: 24.JUL.2021 16:40:35

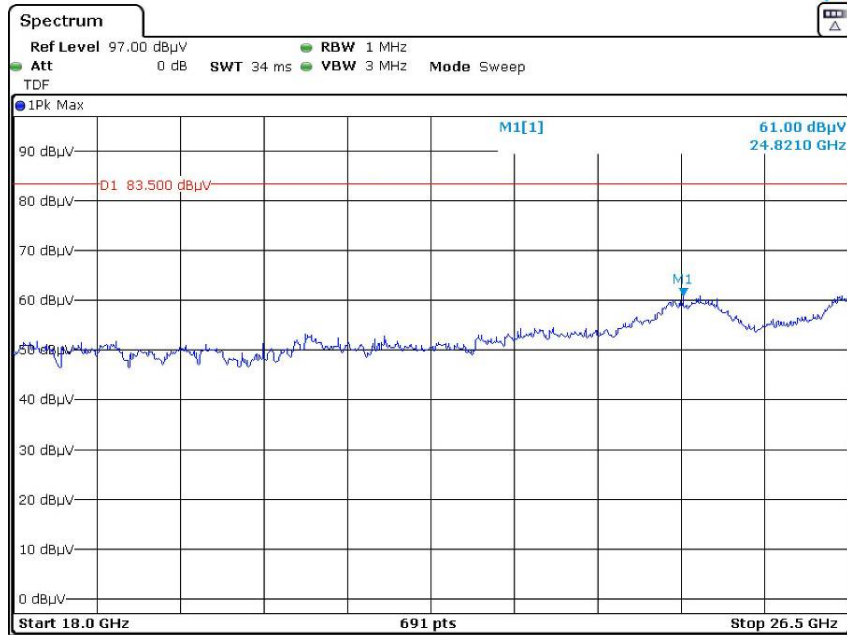


Date: 24.JUL.2021 18:00:06

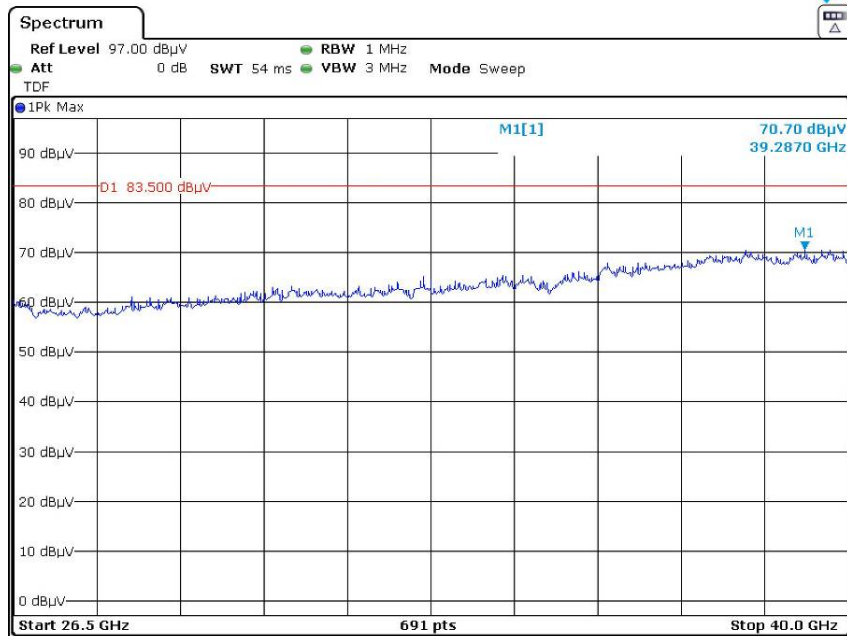
Vertical



Date: 24.JUL.2021 16:10:33



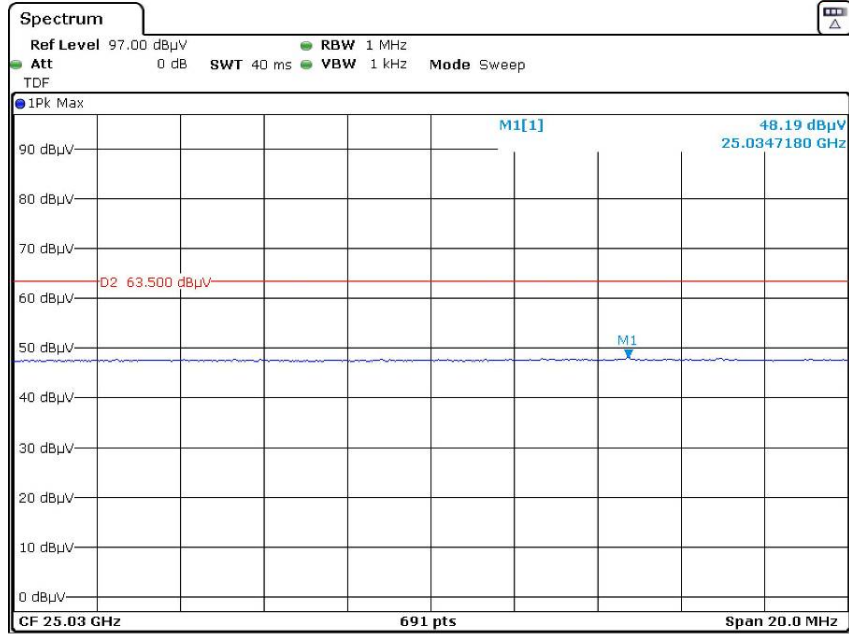
Date: 24.JUL.2021 16:50:09



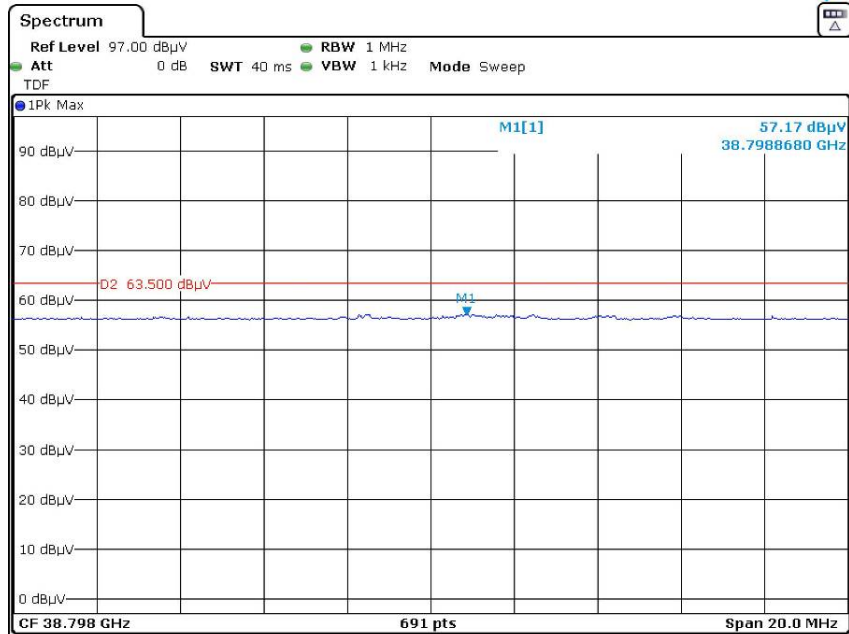
Date: 24.JUL.2021 18:06:09



### Average Horizontal

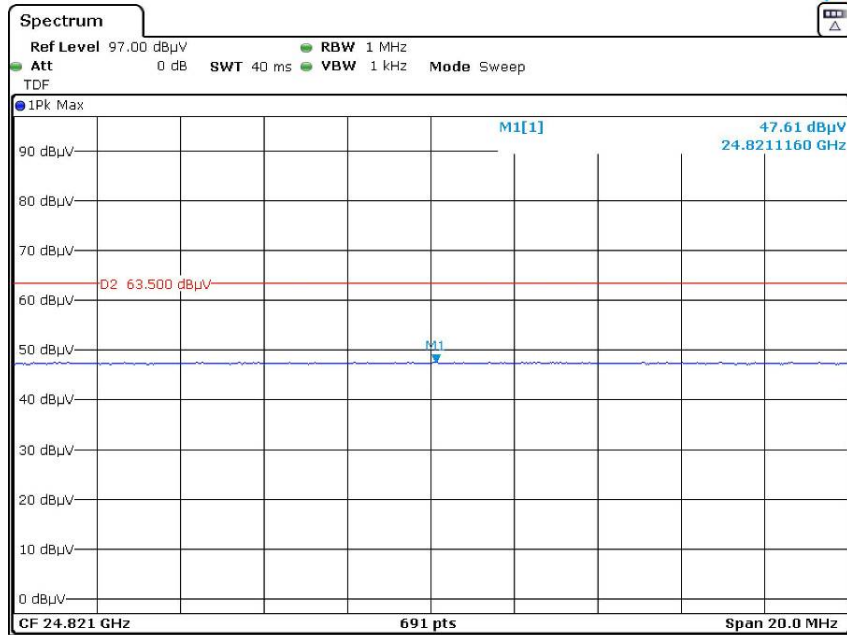


Date: 24.JUL.2021 16:45:07

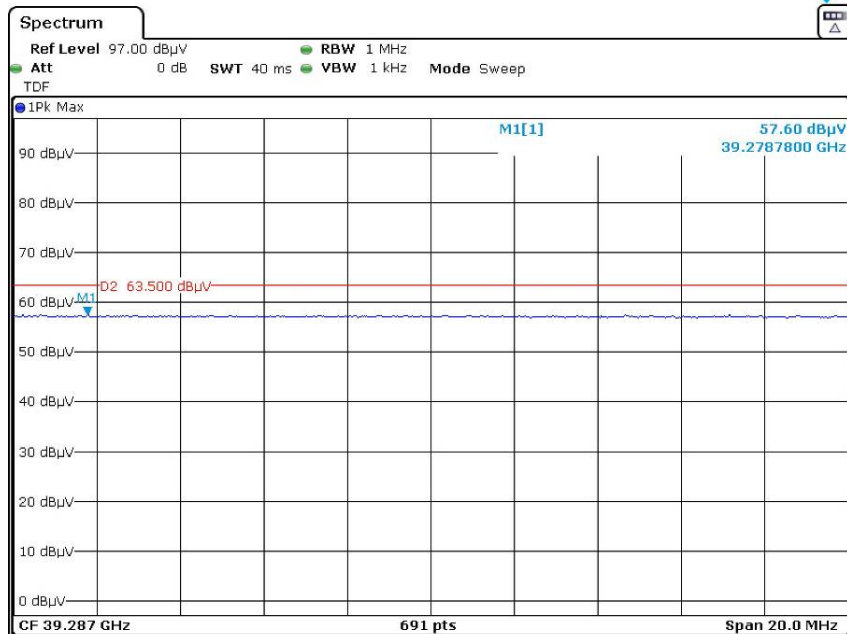


Date: 24.JUL.2021 18:05:28

Vertical



Date: 24.JUL.2021 16:55:05



Date: 24.JUL.2021 18:10:37

## FCC §15.407(a) (1) – 26 dB & 6dB EMISSION BANDWIDTH

### Applicable Standard

The maximum power spectral density is measured as a conducted emission by direct connection of a calibrated test instrument to the equipment under test. If the device cannot be connected directly, alternative techniques acceptable to the Commission may be used. Measurements in the 5.725-5.85 GHz band are made over a reference bandwidth of 500 kHz or the 26 dB emission bandwidth of the device, whichever is less. Measurements in the 5.15-5.25 GHz, 5.25-5.35 GHz, and the 5.47-5.725 GHz bands are made over a bandwidth of 1 MHz or the 26 dB emission bandwidth of the device, whichever is less. A narrower resolution bandwidth can be used, provided that the measured power is integrated over the full reference bandwidth.

Within the 5.725-5.85 GHz band, the minimum 6 dB bandwidth of U-NII devices shall be at least 500 kHz.

### Test Procedure

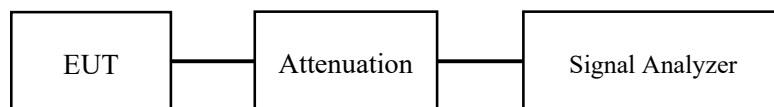
#### 1. Emission Bandwidth (EBW)

- a) Set RBW = approximately 1% of the emission bandwidth.
- b) Set the VBW > RBW.
- c) Detector = Peak.
- d) Trace mode = max hold.
- e) Measure the maximum width of the emission that is 26 dB down from the maximum of the emission. Compare this with the RBW setting of the analyzer. Readjust RBW and repeat measurement as needed until the RBW/EBW ratio is approximately 1%.

#### 2. Minimum Emission Bandwidth for the band 5.725-5.85 GHz

Section 15.407(e) specifies the minimum 6 dB emission bandwidth of at least 500 KHz for the band 5.715-5.85 GHz. The following procedure shall be used for measuring this bandwidth:

- a) Set RBW = 100 kHz.
- b) Set the video bandwidth (VBW)  $\geq 3 \times$  RBW.
- c) Detector = Peak.
- d) Trace mode = max hold.
- e) Sweep = auto couple.
- f) Allow the trace to stabilize.
- g) Measure the maximum width of the emission that is constrained by the frequencies associated with the two outermost amplitude points (upper and lower frequencies) that are attenuated by 6 dB relative to the maximum level measured in the fundamental emission.



**Test Data**

**Environmental Conditions**

|                           |           |
|---------------------------|-----------|
| <b>Temperature:</b>       | 25 °C     |
| <b>Relative Humidity:</b> | 63 %      |
| <b>ATM Pressure:</b>      | 101.0 kPa |

*The testing was performed by Bravos Zhao on 2021-08-10 and 2021-08-11.*

*EUT operation mode: Transmitting*

**Test Result: Pass**

*Please refer to the Appendix*

## **FCC §15.407(a) (1) (3) – CONDUCTED TRANSMITTER OUTPUT POWER**

### **Applicable Standard**

For an outdoor access point operating in the band 5.15-5.25 GHz, the maximum conducted output power over the frequency band of operation shall not exceed 1 W provided the maximum antenna gain does not exceed 6 dBi. In addition, the maximum power spectral density shall not exceed 17 dBm in any 1 megahertz band. If transmitting antennas of directional gain greater than 6 dBi are used, both the maximum conducted output power and the maximum power spectral density shall be reduced by the amount in dB that the directional gain of the antenna exceeds 6 dBi. The maximum e.i.r.p. at any elevation angle above 30 degrees as measured from the horizon must not exceed 125 mW (21 dBm).

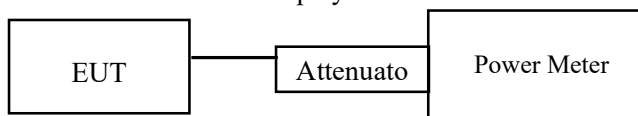
For an indoor access point operating in the band 5.15-5.25 GHz, the maximum conducted output power over the frequency band of operation shall not exceed 1 W provided the maximum antenna gain does not exceed 6 dBi. In addition, the maximum power spectral density shall not exceed 17 dBm in any 1 megahertz band. If transmitting antennas of directional gain greater than 6 dBi are used, both the maximum conducted output power and the maximum power spectral density shall be reduced by the amount in dB that the directional gain of the antenna exceeds 6 dBi.

For client devices in the 5.15-5.25 GHz band, the maximum conducted output power over the frequency band of operation shall not exceed 250 mW provided the maximum antenna gain does not exceed 6 dBi. In addition, the maximum power spectral density shall not exceed 11 dBm in any 1 megahertz band. If transmitting antennas of directional gain greater than 6 dBi are used, both the maximum conducted output power and the maximum power spectral density shall be reduced by the amount in dB that the directional gain of the antenna exceeds 6 dBi.

For the band 5.725-5.85 GHz, the maximum conducted output power over the frequency band of operation shall not exceed 1 W. In addition, the maximum power spectral density shall not exceed 30 dBm in any 500-kHz band. If transmitting antennas of directional gain greater than 6 dBi are used, both the maximum conducted output power and the maximum power spectral density shall be reduced by the amount in dB that the directional gain of the antenna exceeds 6 dBi. However, fixed point-to-point U-NII devices operating in this band may employ transmitting antennas with directional gain greater than 6 dBi without any corresponding reduction in transmitter conducted power. Fixed, point-to-point operations exclude the use of point-to-multipoint systems, omnidirectional applications, and multiple collocated transmitters transmitting the same information. The operator of the U-NII device, or if the equipment is professionally installed, the installer, is responsible for ensuring that systems employing high gain directional antennas are used exclusively for fixed, point-to-point operations.

### **Test Procedure**

1. Place the EUT on a bench and set it in transmitting mode.
2. Remove the antenna from the EUT and then connect a low loss RF cable from the antenna port to one test equipment.
3. Add a correction factor to the display.



**Test Data**

**Environmental Conditions**

|                           |           |
|---------------------------|-----------|
| <b>Temperature:</b>       | 25 °C     |
| <b>Relative Humidity:</b> | 63 %      |
| <b>ATM Pressure:</b>      | 101.0 kPa |

*The testing was performed by Bravos Zhao on 2021-08-10 and 2021-08-11.*

*EUT operation mode: Transmitting*

**Test Result: Pass**

*Please refer to the Appendix*

## **FCC §15.407(a) (1) (3) - POWER SPECTRAL DENSITY**

### **Applicable Standard**

For an outdoor access point operating in the band 5.15-5.25 GHz, the maximum conducted output power over the frequency band of operation shall not exceed 1 W provided the maximum antenna gain does not exceed 6 dBi. In addition, the maximum power spectral density shall not exceed 17 dBm in any 1 megahertz band. If transmitting antennas of directional gain greater than 6 dBi are used, both the maximum conducted output power and the maximum power spectral density shall be reduced by the amount in dB that the directional gain of the antenna exceeds 6 dBi. The maximum e.i.r.p. at any elevation angle above 30 degrees as measured from the horizon must not exceed 125 mW (21 dBm).

For an indoor access point operating in the band 5.15-5.25 GHz, the maximum conducted output power over the frequency band of operation shall not exceed 1 W provided the maximum antenna gain does not exceed 6 dBi. In addition, the maximum power spectral density shall not exceed 17 dBm in any 1 megahertz band. If transmitting antennas of directional gain greater than 6 dBi are used, both the maximum conducted output power and the maximum power spectral density shall be reduced by the amount in dB that the directional gain of the antenna exceeds 6 dBi.

For client devices in the 5.15-5.25 GHz band, the maximum conducted output power over the frequency band of operation shall not exceed 250 mW provided the maximum antenna gain does not exceed 6 dBi. In addition, the maximum power spectral density shall not exceed 11 dBm in any 1 megahertz band. If transmitting antennas of directional gain greater than 6 dBi are used, both the maximum conducted output power and the maximum power spectral density shall be reduced by the amount in dB that the directional gain of the antenna exceeds 6 dBi.

For the band 5.725-5.85 GHz, the maximum conducted output power over the frequency band of operation shall not exceed 1 W. In addition, the maximum power spectral density shall not exceed 30 dBm in any 500-kHz band. If transmitting antennas of directional gain greater than 6 dBi are used, both the maximum conducted output power and the maximum power spectral density shall be reduced by the amount in dB that the directional gain of the antenna exceeds 6 dBi. However, fixed point-to-point U-NII devices operating in this band may employ transmitting antennas with directional gain greater than 6 dBi without any corresponding reduction in transmitter conducted power. Fixed, point-to-point operations exclude the use of point-to-multipoint systems, omnidirectional applications, and multiple collocated transmitters transmitting the same information. The operator of the U-NII device, or if the equipment is professionally installed, the installer, is responsible for ensuring that systems employing high gain directional antennas are used exclusively for fixed, point-to-point operations.

### **Test Procedure**

For devices operating in the bands 5.15-5.25 GHz, 5.25-5.35 GHz, and 5.47-5.725 GHz, the above procedures make use of 1 MHz RBW to satisfy directly the 1 MHz reference bandwidth specified in § 15.407(a)(5). For devices operating in the band 5.725-5.85 GHz, the rules specify a measurement bandwidth of 500 kHz. Many spectrum analyzers do not have 500 kHz RBW, thus a narrower RBW may need to be used. The rules permit the use of a RBWs less than 1 MHz, or 500 kHz, “provided that the measured power is integrated over the full reference bandwidth” to show the total power over the specified measurement bandwidth (i.e., 1 MHz, or 500 kHz). If measurements are performed using a reduced resolution bandwidth (< 1 MHz, or < 500 kHz) and integrated over 1 MHz, or 500 kHz bandwidth, the following adjustments to the procedures apply:

- a) Set  $RBW \geq 1/T$ , where T is defined in section II.B.1.a).
- b) Set  $VBW \geq 3 RBW$ .
- c) If measurement bandwidth of Maximum PSD is specified in 500 kHz, add  $10 \log(500 \text{ kHz}/RBW)$  to the measured result, whereas  $RBW (< 500 \text{ kHz})$  is the reduced resolution bandwidth of the spectrum analyzer set during measurement.
- d) If measurement bandwidth of Maximum PSD is specified in 1 MHz, add  $10 \log(1\text{MHz}/RBW)$  to the measured result, whereas  $RBW (< 1 \text{ MHz})$  is the reduced resolution bandwidth of spectrum analyzer set during measurement.
- e) Care must be taken to ensure that the measurements are performed during a period of continuous transmission or are corrected upward for duty cycle.

## Test Data

### Environmental Conditions

|                           |           |
|---------------------------|-----------|
| <b>Temperature:</b>       | 25 °C     |
| <b>Relative Humidity:</b> | 63 %      |
| <b>ATM Pressure:</b>      | 101.0 kPa |

*The testing was performed by Bravos Zhao on 2021-08-10 and 2021-08-11.*

*EUT operation mode: Transmitting*

### Test Result: Pass

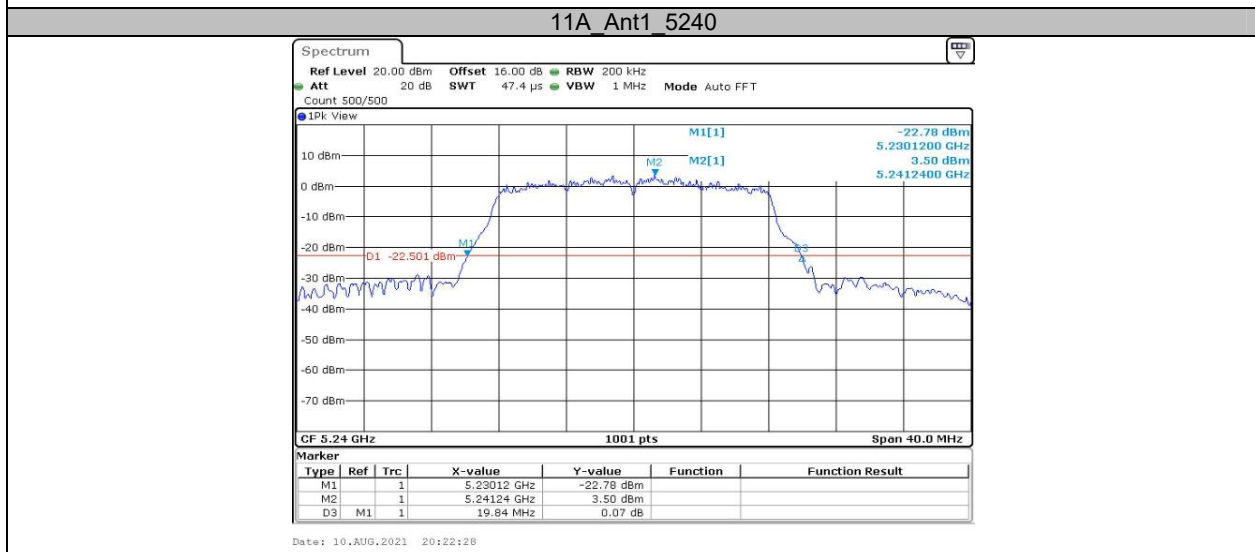
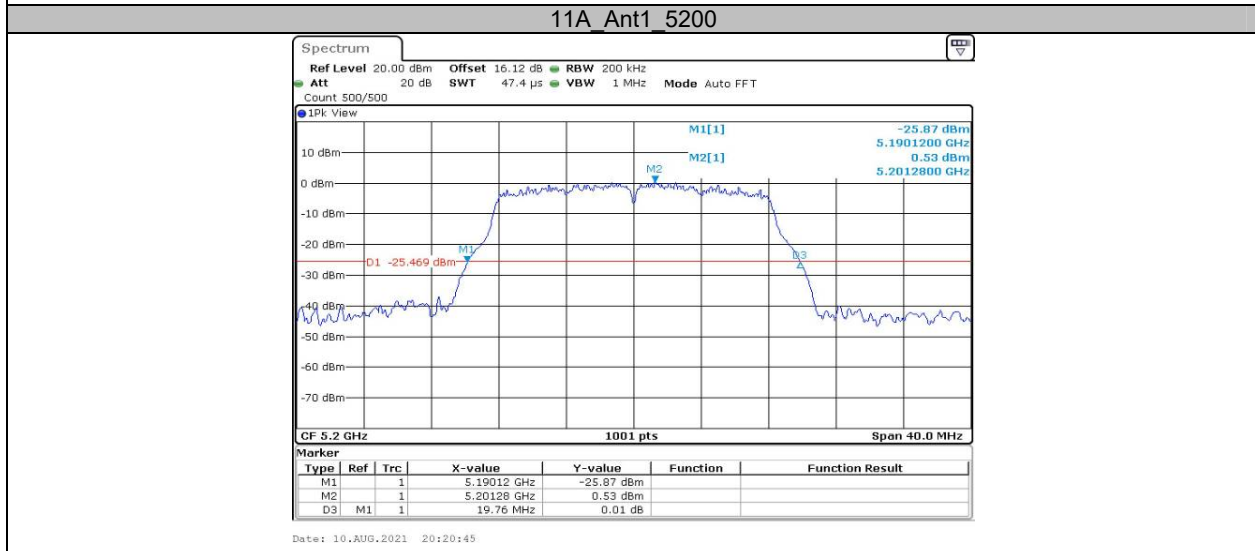
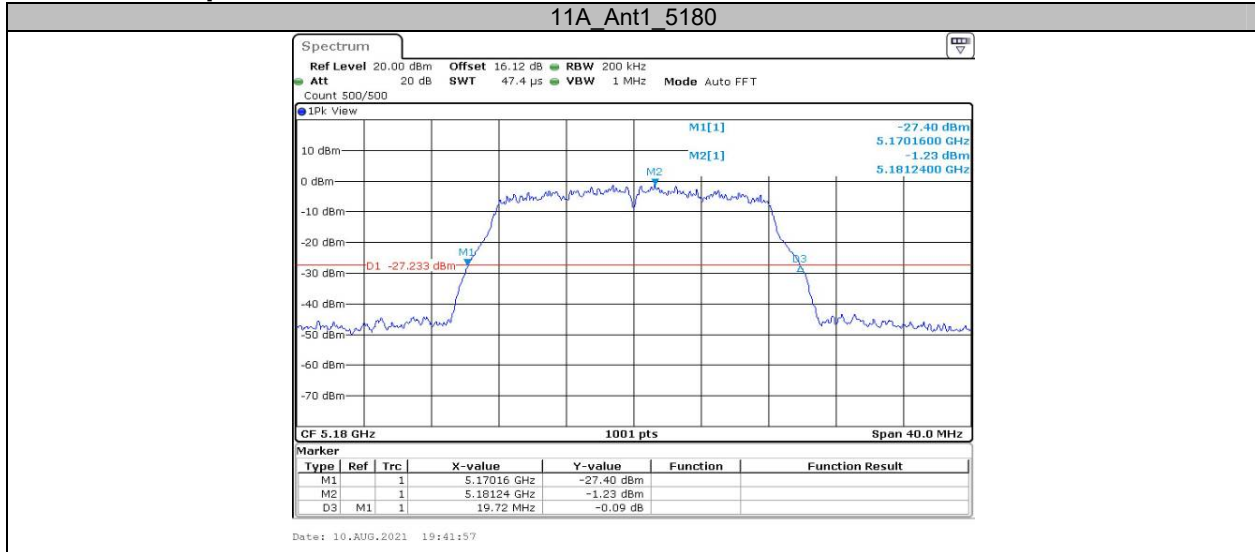
*Please refer to the Appendix*



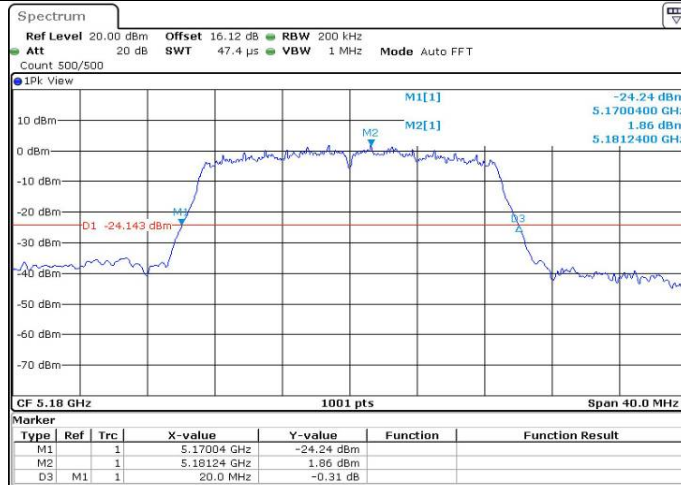
**APPENDIX****Appendix A1: Emission Bandwidth  
Test Result**

| TestMode   | Antenna | Channel | 26db EBW [MHz] | Verdict |
|------------|---------|---------|----------------|---------|
| 11A        | Ant1    | 5180    | 19.720         | PASS    |
|            |         | 5200    | 19.760         | PASS    |
|            |         | 5240    | 19.840         | PASS    |
| 11N20SISO  | Ant1    | 5180    | 20.000         | PASS    |
|            |         | 5200    | 20.120         | PASS    |
|            |         | 5240    | 20.160         | PASS    |
| 11N40SISO  | Ant1    | 5190    | 40.880         | PASS    |
|            |         | 5230    | 41.200         | PASS    |
| 11AC20SISO | Ant1    | 5180    | 20.000         | PASS    |
|            |         | 5200    | 20.120         | PASS    |
|            |         | 5240    | 20.320         | PASS    |
| 11AC40SISO | Ant1    | 5190    | 40.880         | PASS    |
|            |         | 5230    | 41.040         | PASS    |
| 11AC80SISO | Ant1    | 5210    | 81.120         | PASS    |

Test Graphs

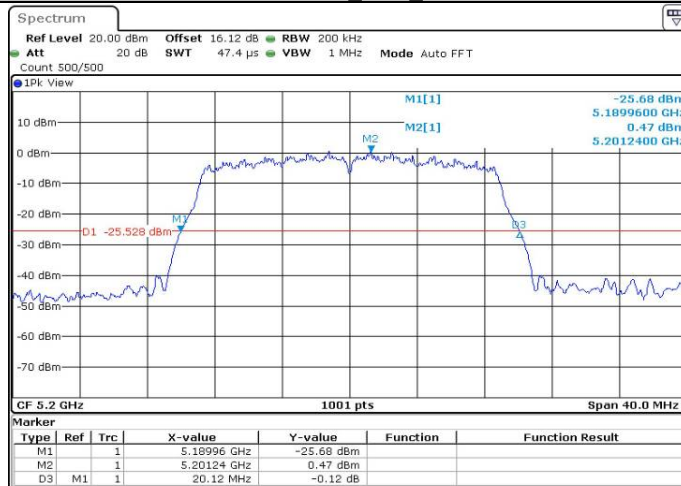


11N20SISO Ant1 5180



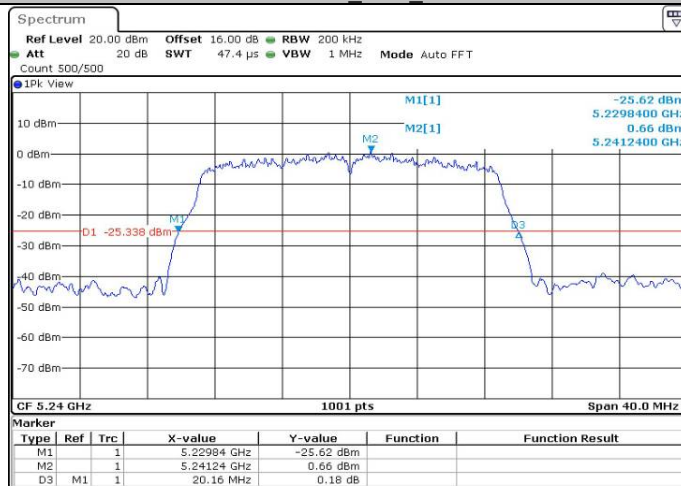
Date: 11.AUG.2021 19:22:43

11N20SISO Ant1 5200

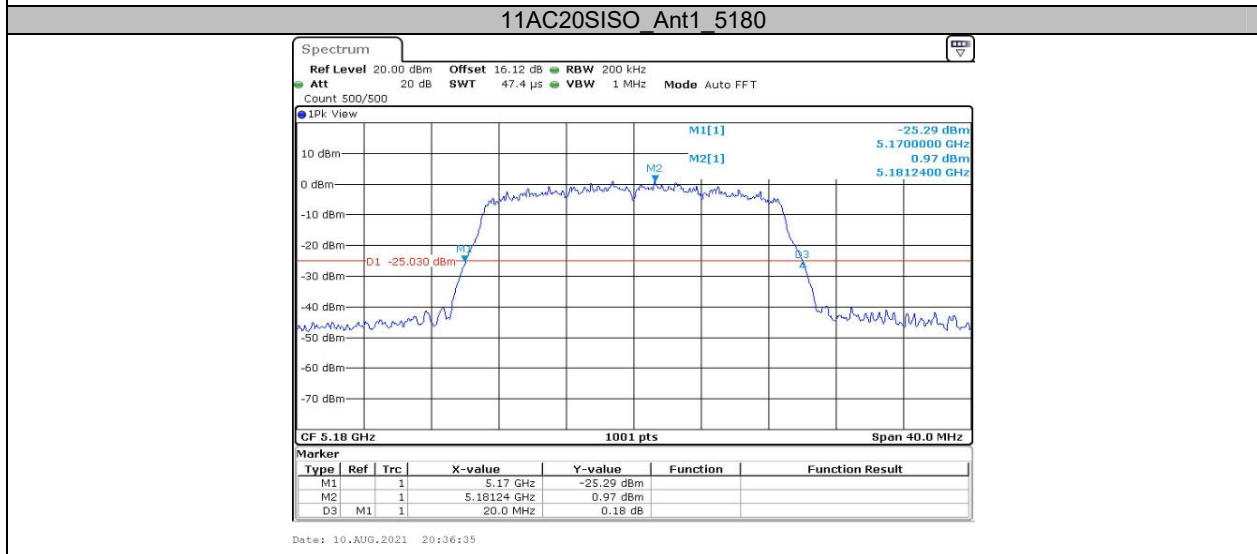
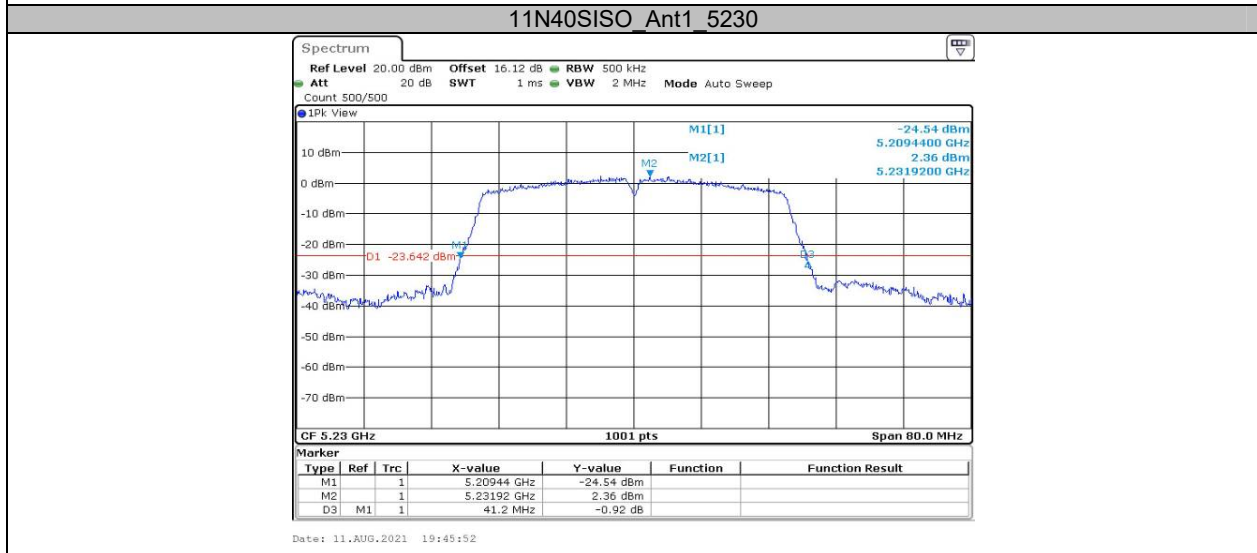
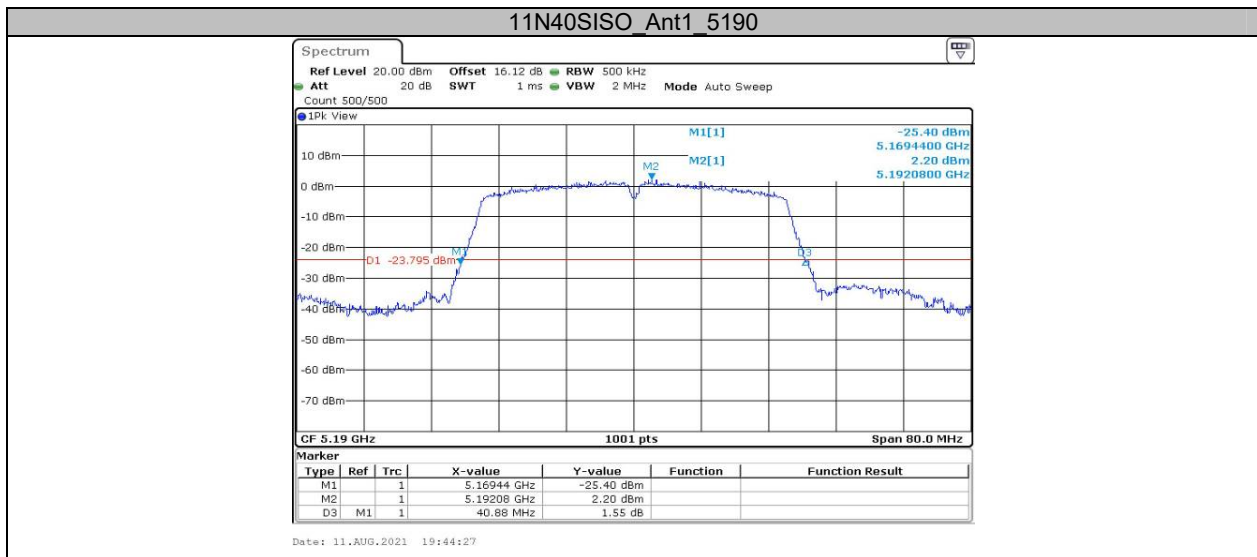


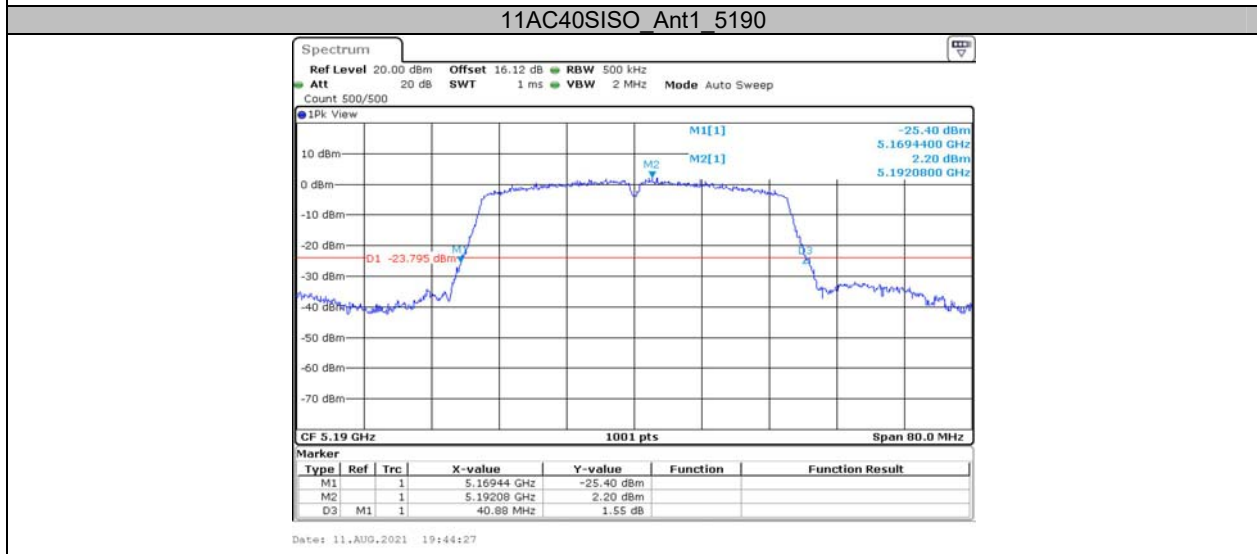
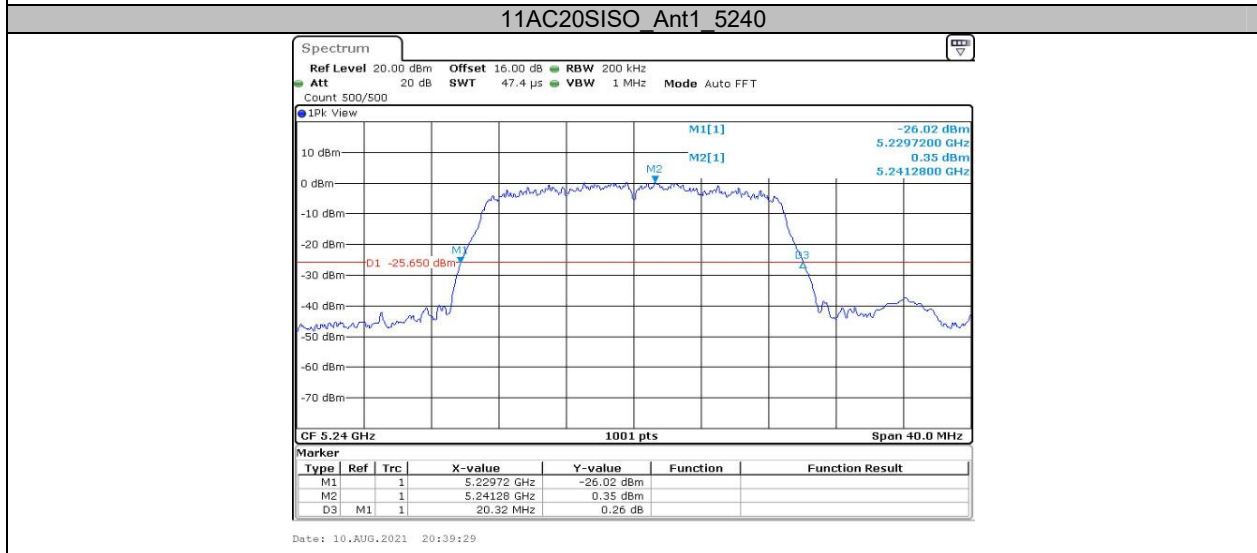
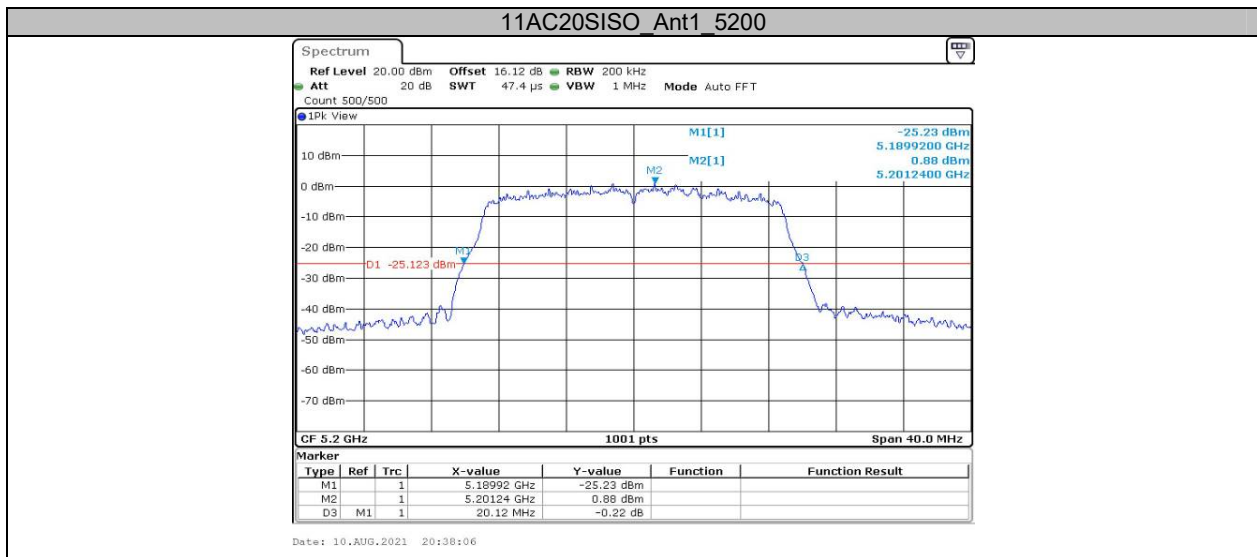
Date: 11.AUG.2021 19:24:43

11N20SISO Ant1 5240

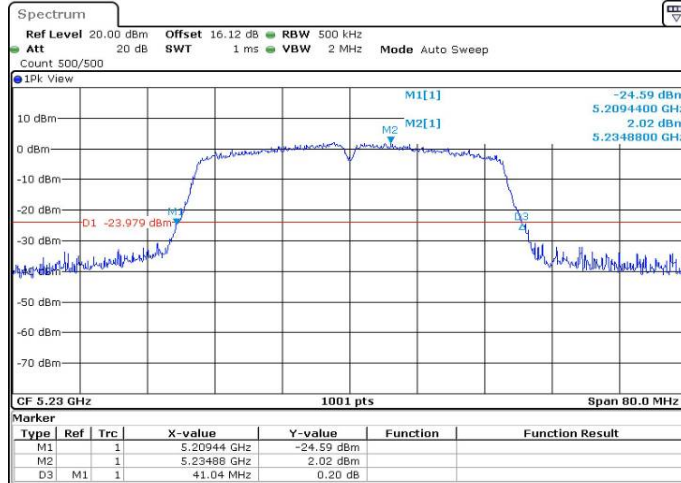


Date: 11.AUG.2021 19:26:04



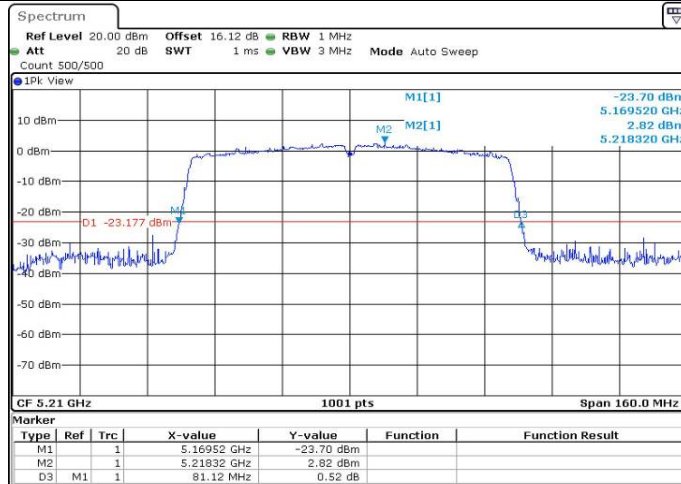


11AC40SISO Ant1 5230



Date: 10.AUG.2021 20:47:05

11AC80SISO Ant1 5210



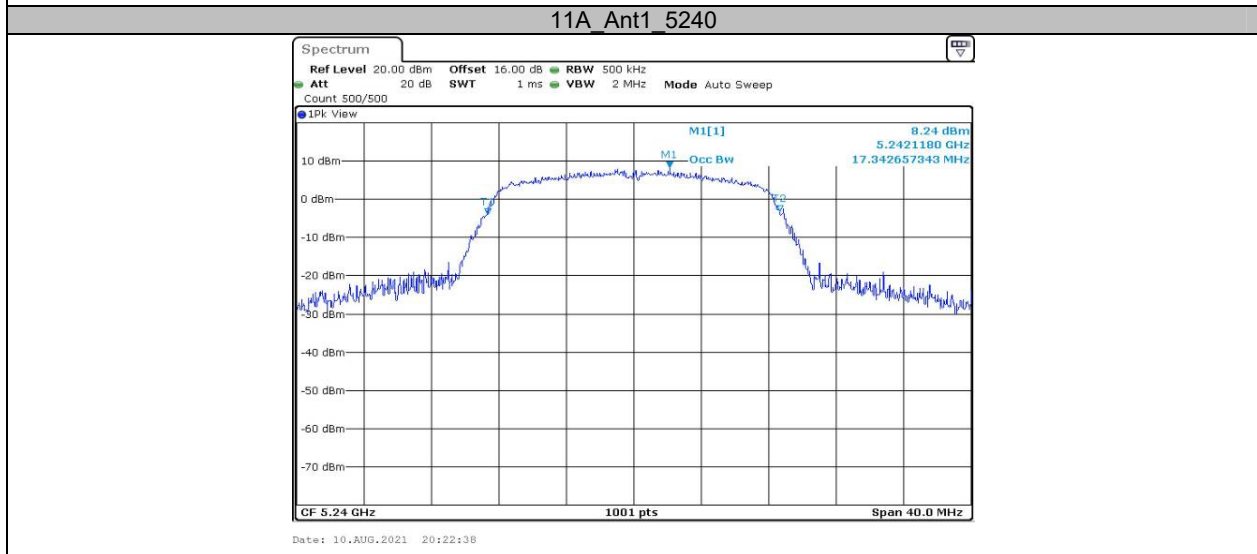
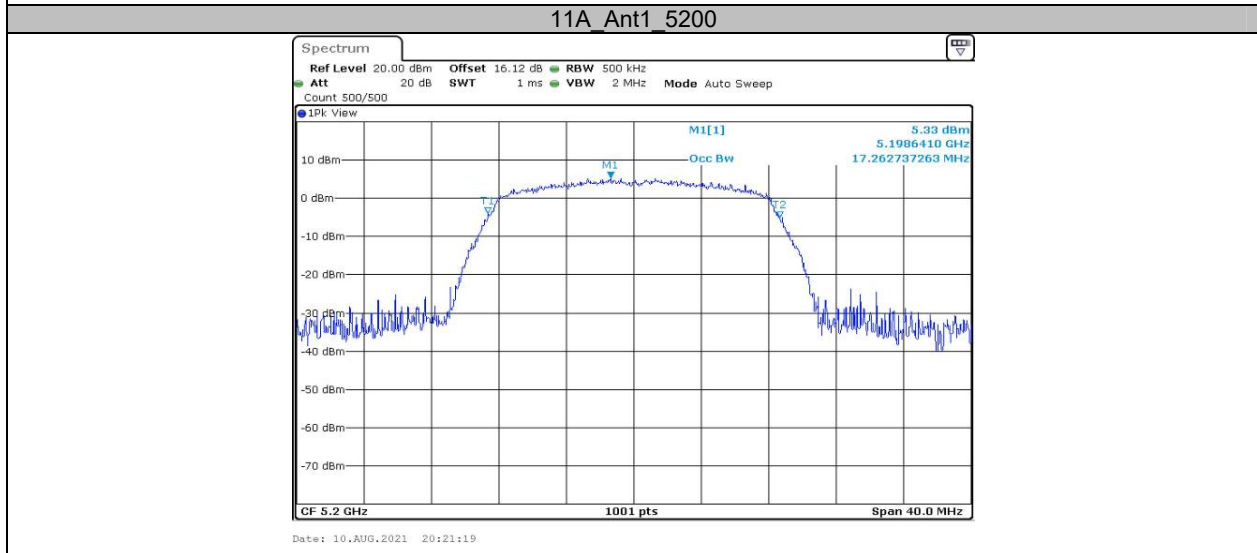
Date: 10.AUG.2021 20:53:01

**Appendix A2: Occupied channel bandwidth  
Test Result**

| TestMode   | Antenna | Channel | OCB [MHz] | Verdict |
|------------|---------|---------|-----------|---------|
| 11A        | Ant1    | 5180    | 17.143    | PASS    |
|            |         | 5200    | 17.263    | PASS    |
|            |         | 5240    | 17.343    | PASS    |
|            |         | 5745    | 17.383    | PASS    |
|            |         | 5785    | 17.303    | PASS    |
|            |         | 5825    | 17.303    | PASS    |
| 11N20SISO  | Ant1    | 5180    | 18.062    | PASS    |
|            |         | 5200    | 18.102    | PASS    |
|            |         | 5240    | 18.062    | PASS    |
|            |         | 5745    | 18.302    | PASS    |
|            |         | 5785    | 18.342    | PASS    |
|            |         | 5825    | 18.382    | PASS    |
| 11N40SISO  | Ant1    | 5190    | 36.523    | PASS    |
|            |         | 5230    | 36.444    | PASS    |
|            |         | 5755    | 37.083    | PASS    |
|            |         | 5795    | 37.163    | PASS    |
| 11AC20SISO | Ant1    | 5180    | 18.062    | PASS    |
|            |         | 5200    | 18.062    | PASS    |
|            |         | 5240    | 18.062    | PASS    |
|            |         | 5745    | 18.182    | PASS    |
|            |         | 5785    | 18.142    | PASS    |
|            |         | 5825    | 18.142    | PASS    |
| 11AC40SISO | Ant1    | 5190    | 36.523    | PASS    |
|            |         | 5230    | 36.444    | PASS    |
|            |         | 5755    | 36.603    | PASS    |
|            |         | 5795    | 36.603    | PASS    |
| 11AC80SISO | Ant1    | 5210    | 75.285    | PASS    |
|            |         | 5775    | 75.604    | PASS    |

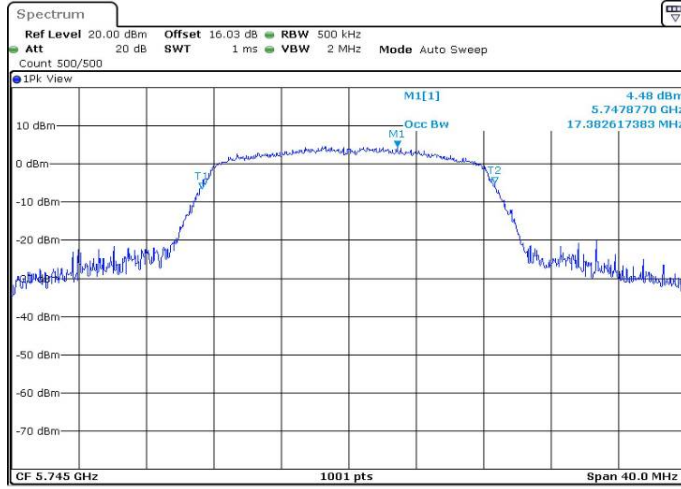
Limit: For 5150-5250MHz band, the whole OBW fall within 5150 to 5250MHz.  
 For 5725-5850MHz band, the whole OBW fall within 5725 to 5850MHz.

Test Graphs

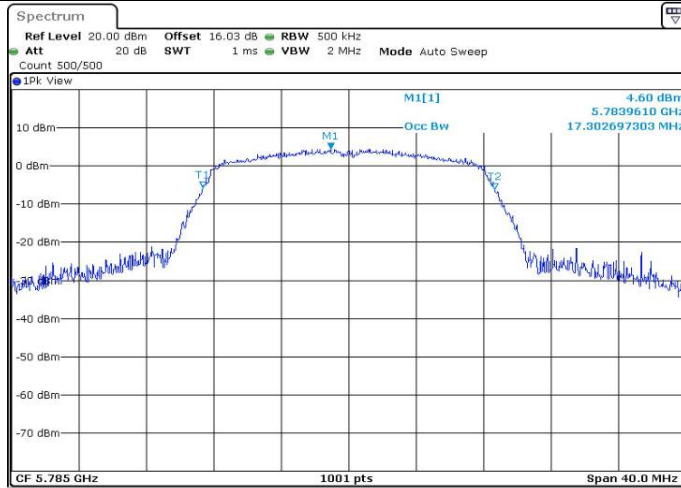




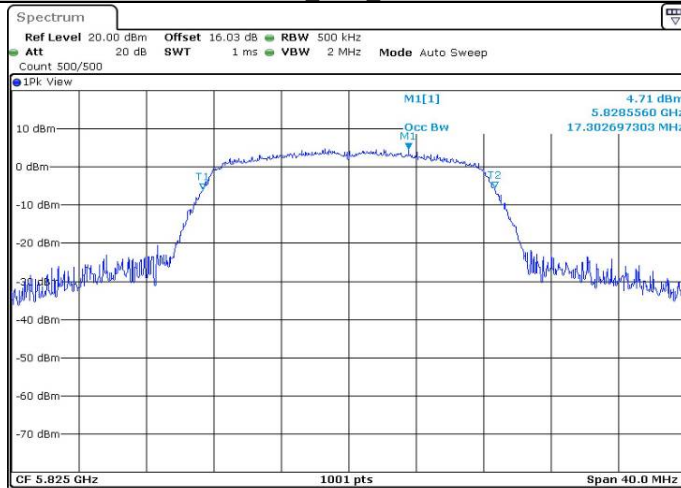
11A Ant1 5745



11A Ant1 5785



11A Ant1 5825

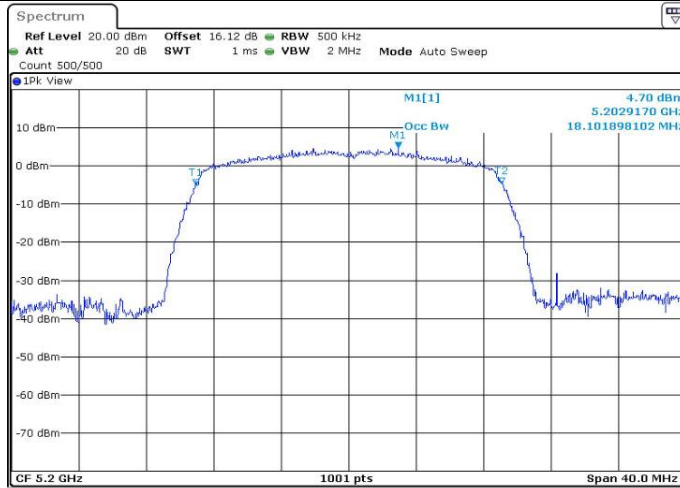


11N20SISO Ant1 5180



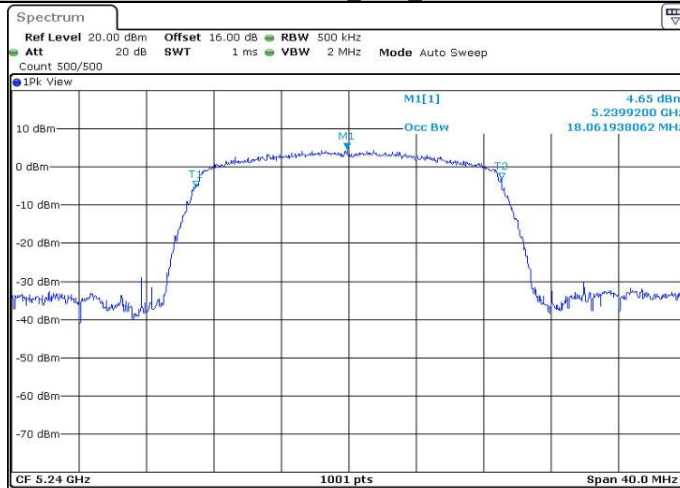
Date: 11.AUG.2021 19:22:54

11N20SISO Ant1 5200



Date: 11.AUG.2021 19:24:54

11N20SISO Ant1 5240



Date: 11.AUG.2021 19:26:14

11N20SISO Ant1 5745



Date: 11.AUG.2021 19:27:32

11N20SISO Ant1 5785



Date: 11.AUG.2021 19:30:04

11N20SISO Ant1 5825



Date: 11.AUG.2021 19:35:54

11N40SISO Ant1 5190



Date: 11.AUG.2021 19:44:37

11N40SISO Ant1 5230



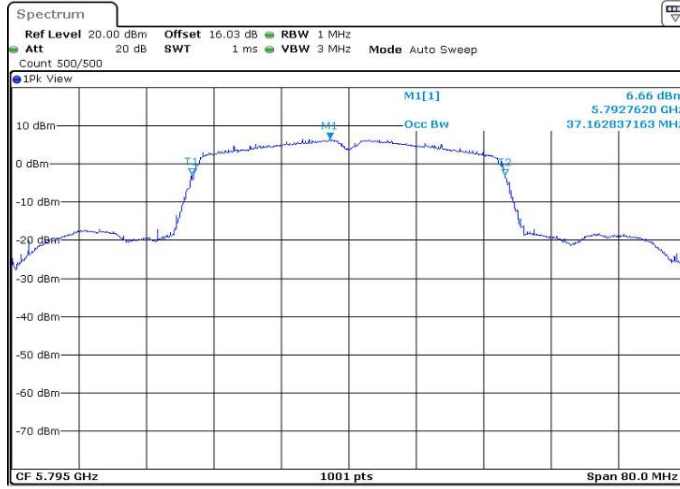
Date: 11.AUG.2021 19:46:02

11N40SISO Ant1 5755



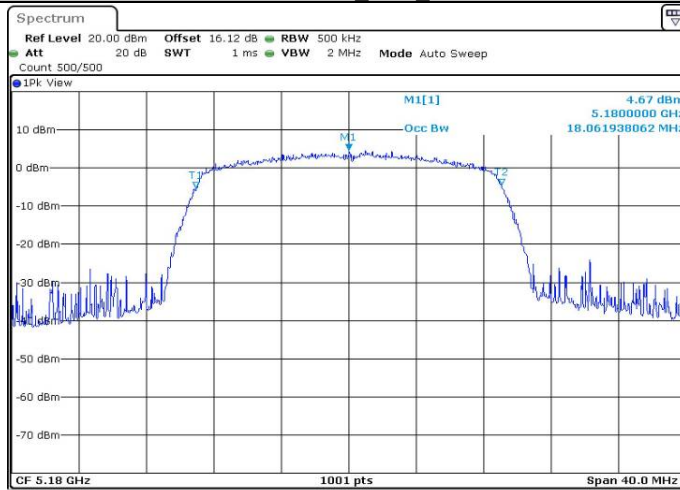
Date: 11.AUG.2021 19:47:31

11N40SISO Ant1 5795



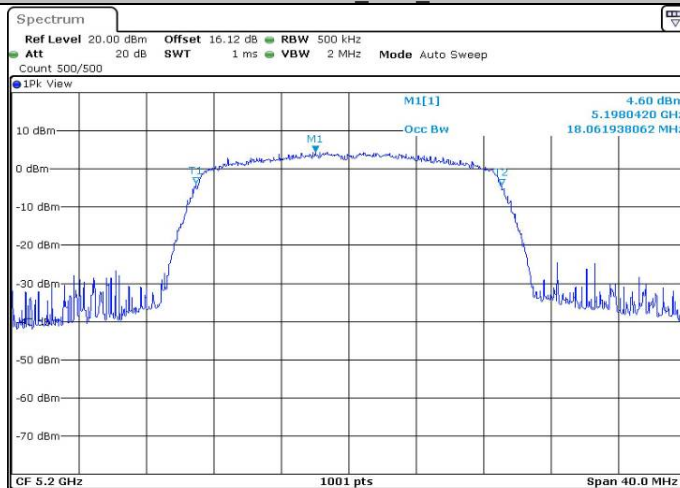
Date: 11.AUG.2021 19:48:54

11AC20SISO Ant1 5180



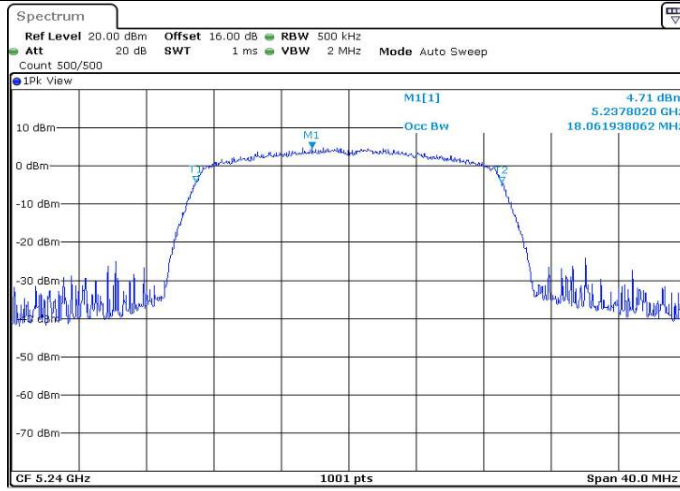
Date: 10.AUG.2021 20:36:45

11AC20SISO Ant1 5200



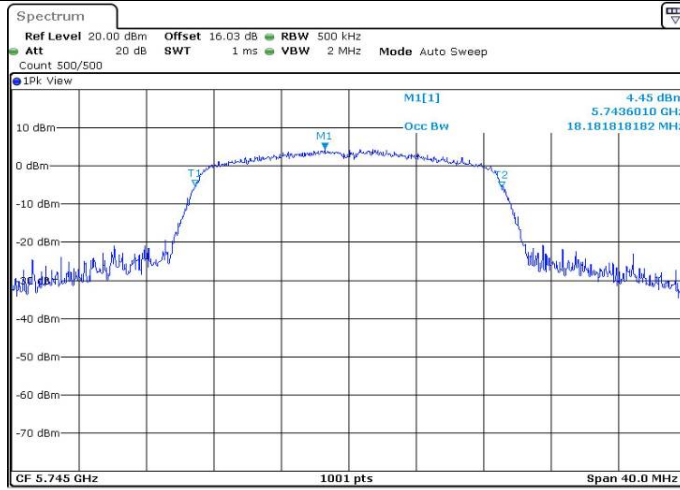
Date: 10.AUG.2021 20:38:16

11AC20SISO Ant1 5240



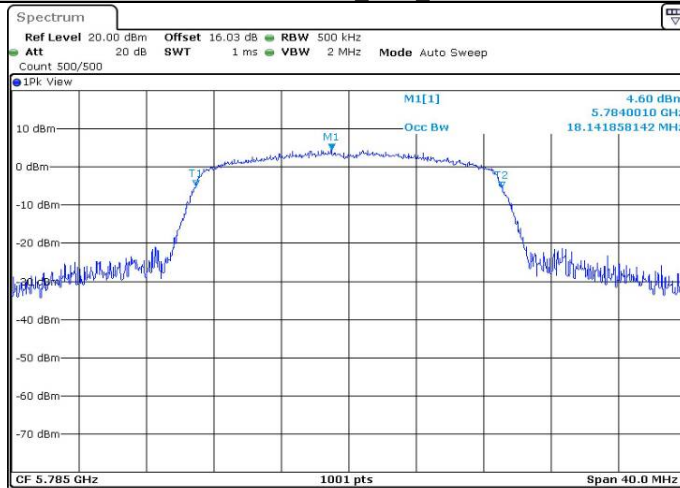
Date: 10.AUG.2021 20:39:40

11AC20SISO Ant1 5745



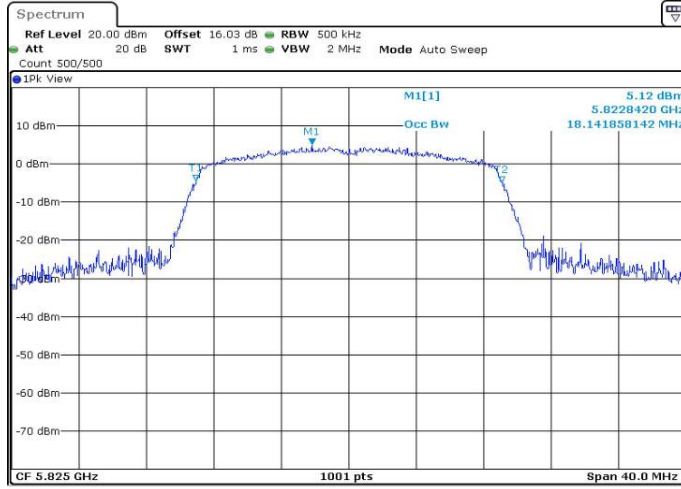
Date: 10.AUG.2021 20:41:04

11AC20SISO Ant1 5785



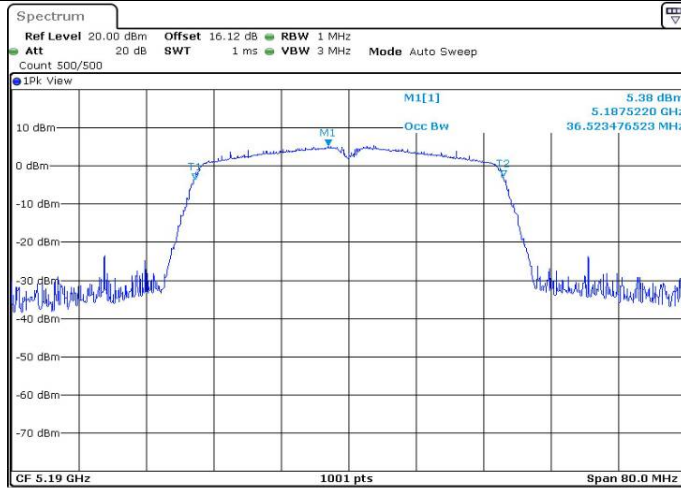
Date: 10.AUG.2021 20:42:31

11AC20SISO Ant1 5825



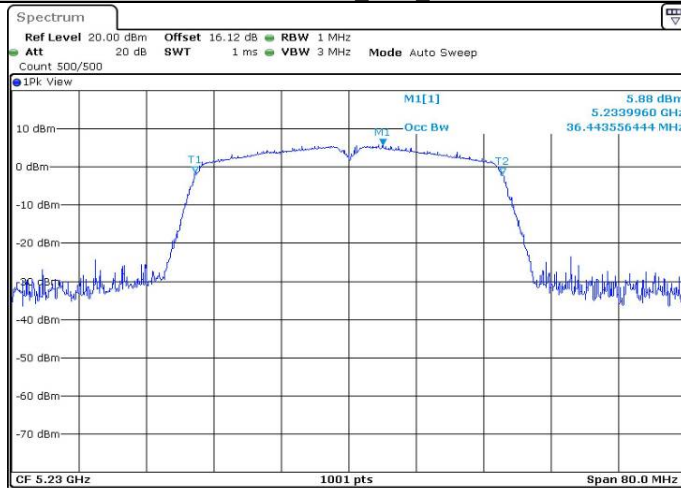
Date: 10.AUG.2021 20:44:16

11AC40SISO Ant1 5190



Date: 10.AUG.2021 20:46:00

11AC40SISO Ant1 5230



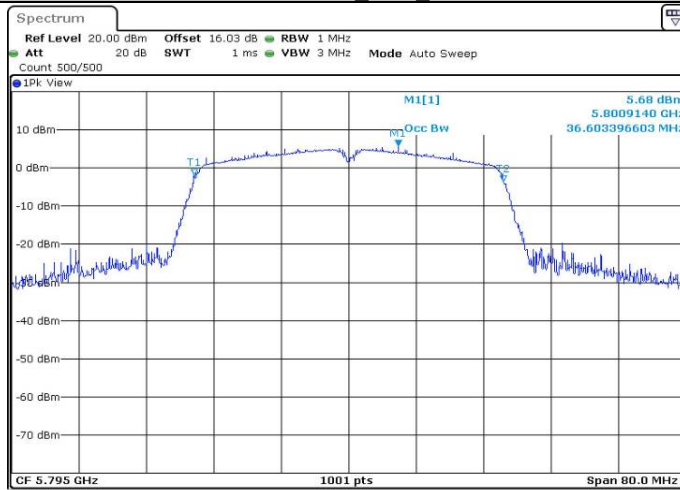
Date: 10.AUG.2021 20:47:16

11AC40SISO Ant1 5755



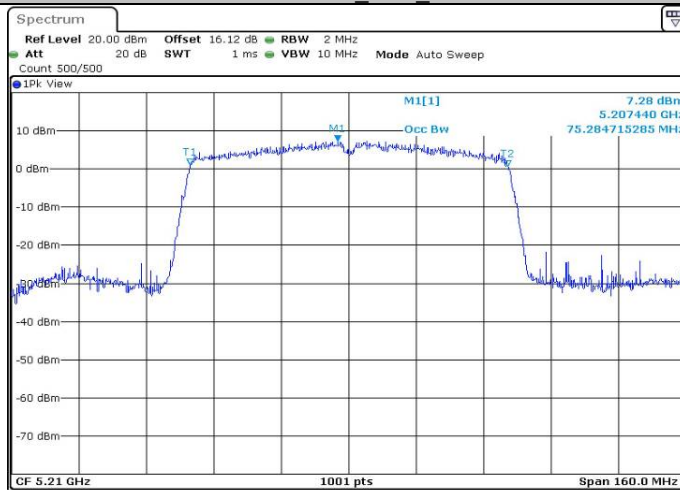
Date: 10.AUG.2021 20:49:04

11AC40SISO Ant1 5795



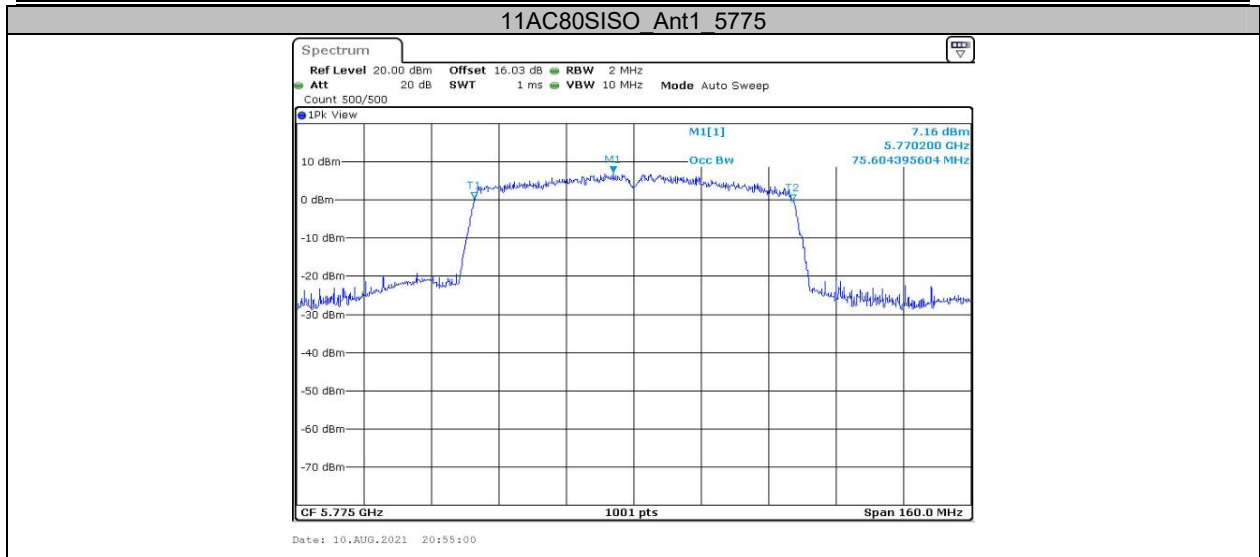
Date: 10.AUG.2021 20:51:39

11AC80SISO Ant1 5210



Date: 10.AUG.2021 20:53:11





**Appendix A3: Min emission bandwidth  
Test Result**

| TestMode   | Antenna | Channel | 6db EBW [MHz] | Limit[MHz] | Verdict |
|------------|---------|---------|---------------|------------|---------|
| 11A        | Ant1    | 5745    | 15.160        | 0.5        | PASS    |
|            |         | 5785    | 15.200        | 0.5        | PASS    |
|            |         | 5825    | 15.200        | 0.5        | PASS    |
| 11N20SISO  | Ant1    | 5745    | 15.200        | 0.5        | PASS    |
|            |         | 5785    | 15.200        | 0.5        | PASS    |
|            |         | 5825    | 15.200        | 0.5        | PASS    |
| 11N40SISO  | Ant1    | 5755    | 35.200        | 0.5        | PASS    |
|            |         | 5795    | 35.280        | 0.5        | PASS    |
| 11AC20SISO | Ant1    | 5745    | 15.240        | 0.5        | PASS    |
|            |         | 5785    | 15.200        | 0.5        | PASS    |
|            |         | 5825    | 15.160        | 0.5        | PASS    |
| 11AC40SISO | Ant1    | 5755    | 35.200        | 0.5        | PASS    |
|            |         | 5795    | 35.280        | 0.5        | PASS    |
| 11AC80SISO | Ant1    | 5775    | 75.520        | 0.5        | PASS    |