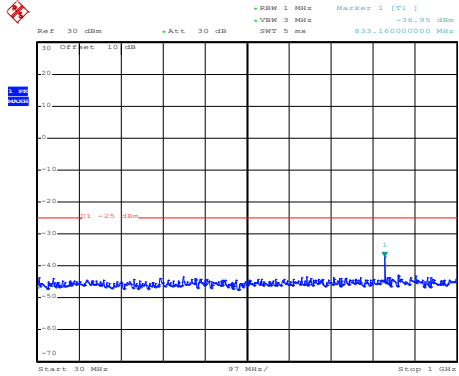


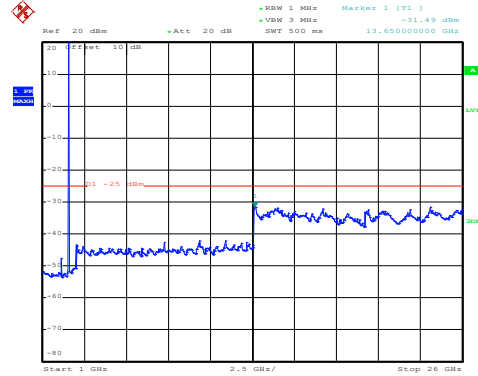
LTE Band 38 part:

LTE Band 38: 16 QAM & RB Size 1
 BW: 5MHz
 Lowest channel



Date: 11.JAN.2021 15:10:53

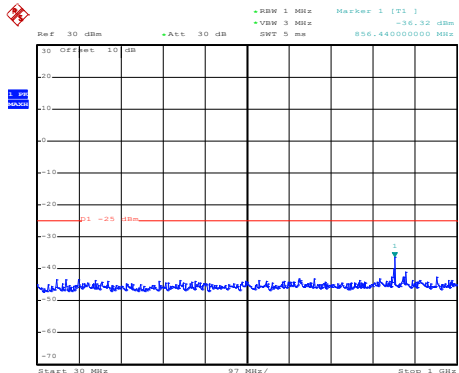
30MHz~1GHz



Date: 11.JAN.2021 15:07:18

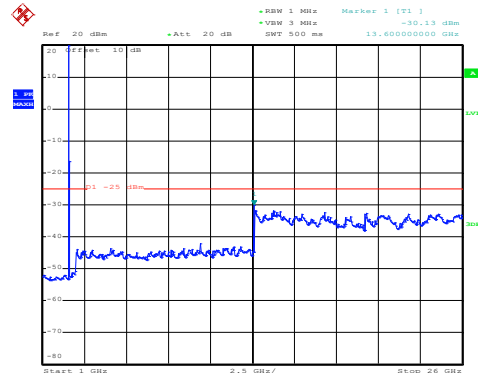
1GHz~26GHz

Middle channel



Date: 11.JAN.2021 15:10:39

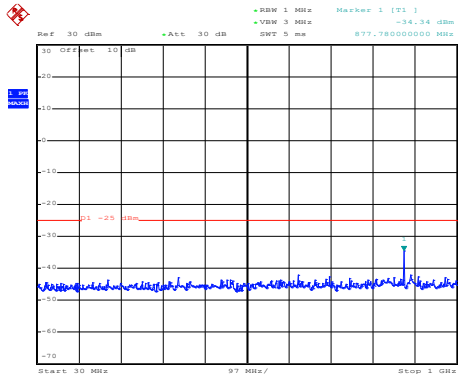
30MHz~1GHz



Date: 11.JAN.2021 15:07:41

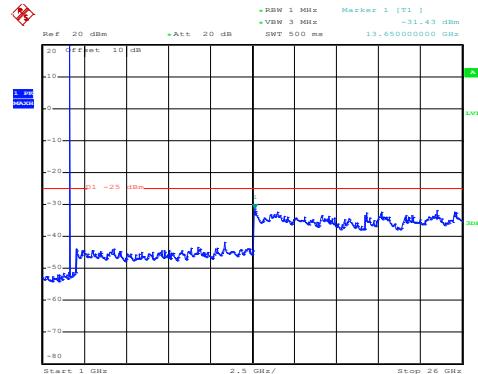
1GHz~26GHz

High channel



Date: 11.JAN.2021 15:10:23

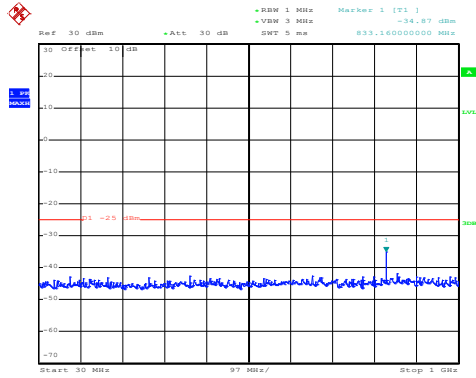
30MHz~1GHz



Date: 11.JAN.2021 15:08:11

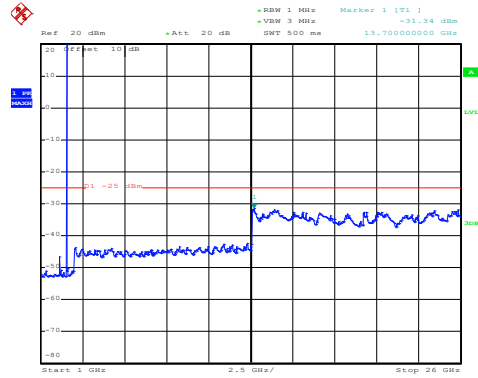
1GHz~26GHz

LTE Band 38: QPSK & RB Size 1
 BW: 5MHz
 Lowest channel



Date: 11.JAN.2021 15:10:48

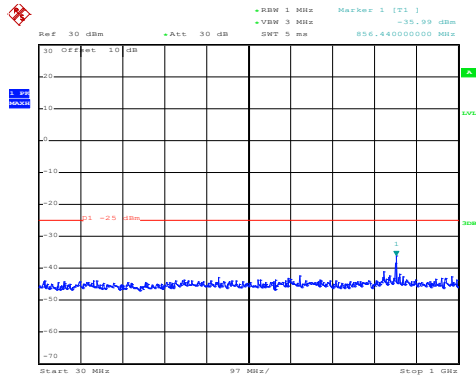
30MHz~1GHz



Date: 11.JAN.2021 15:07:07

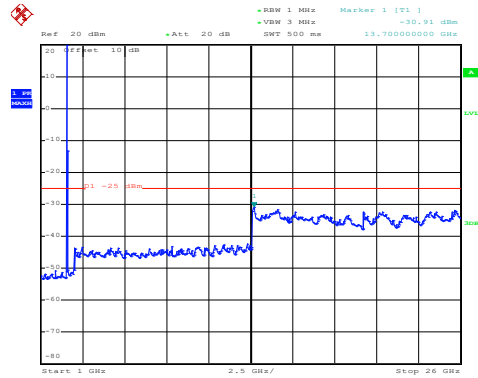
1GHz~26GHz

Middle channel



Date: 11.JAN.2021 15:10:34

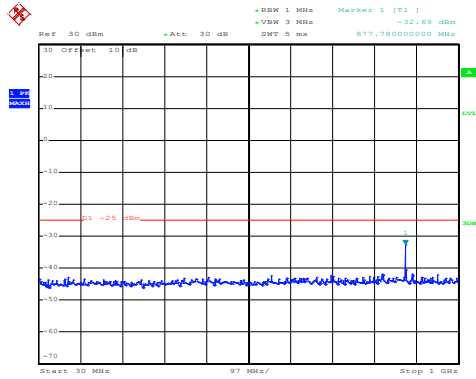
30MHz~1GHz



Date: 11.JAN.2021 15:07:33

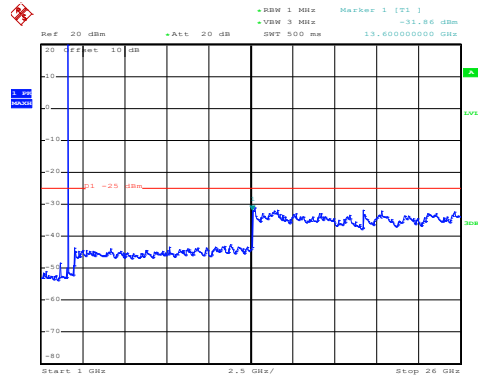
1GHz~26GHz

High channel



Date: 11.JAN.2021 15:10:18

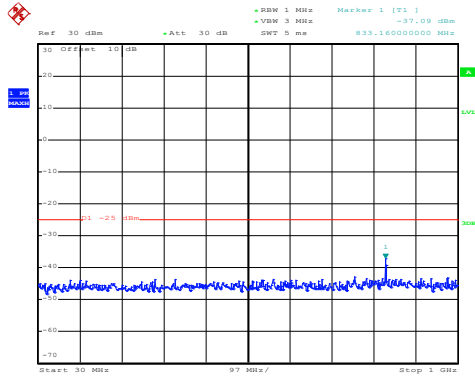
30MHz~1GHz



Date: 11.JAN.2021 15:08:05

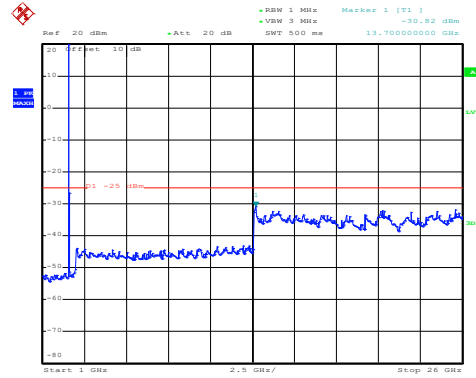
1GHz~26GHz

LTE Band 38: 16 QAM & RB Size 1 BW: 20MHz Lowest channel



Date: 11.JAN.2021 15:00:24

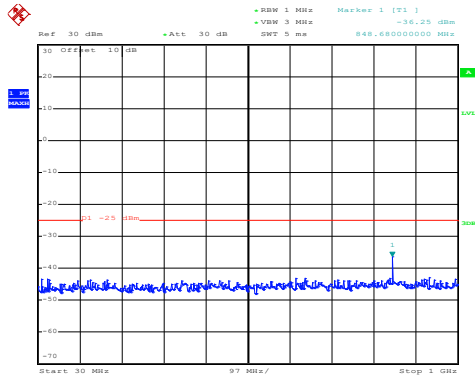
30MHz~1GHz



Date: 11.JAN.2021 15:04:05

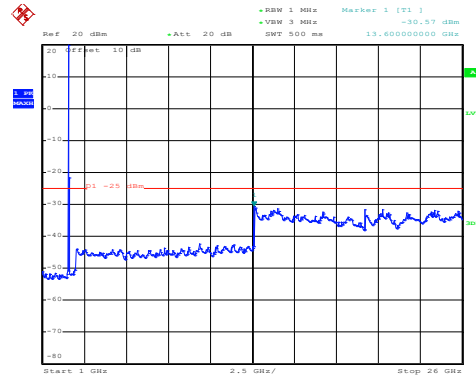
1GHz~26GHz

Middle channel



Date: 11.JAN.2021 15:00:35

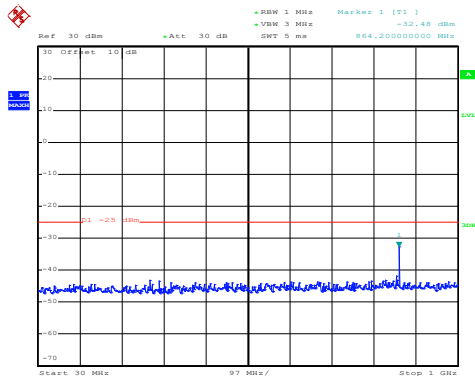
30MHz~1GHz



Date: 11.JAN.2021 15:03:42

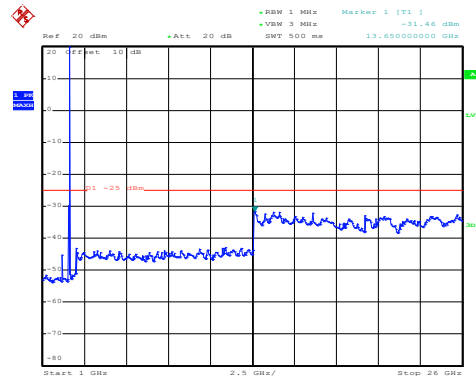
1GHz~26GHz

High channel



Date: 11.JAN.2021 15:00:48

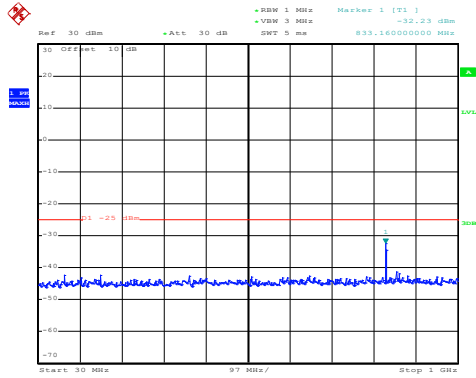
30MHz~1GHz



Date: 11.JAN.2021 15:03:18

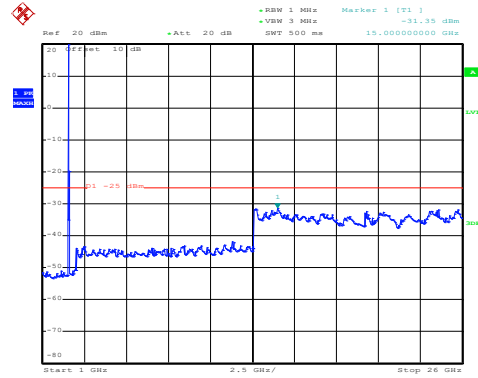
1GHz~26GHz

LTE Band 38: QPSK & RB Size 1 BW: 20MHz Lowest channel



Date: 11.JAN.2021 15:00:20

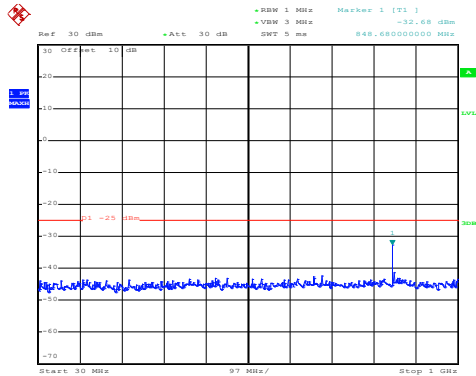
30MHz~1GHz



Date: 11.JAN.2021 15:03:59

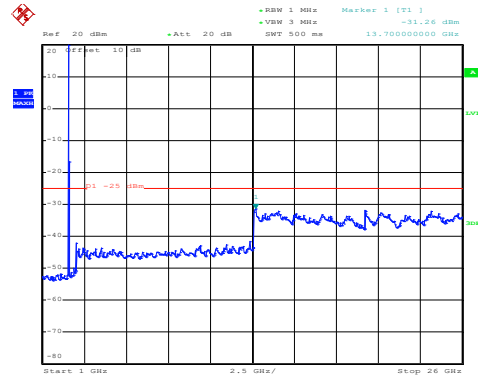
1GHz~26GHz

Middle channel



Date: 11.JAN.2021 15:00:31

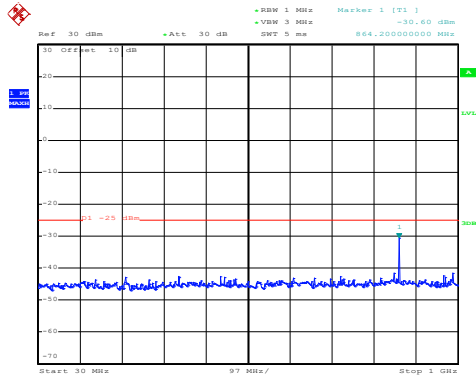
30MHz~1GHz



Date: 11.JAN.2021 15:03:30

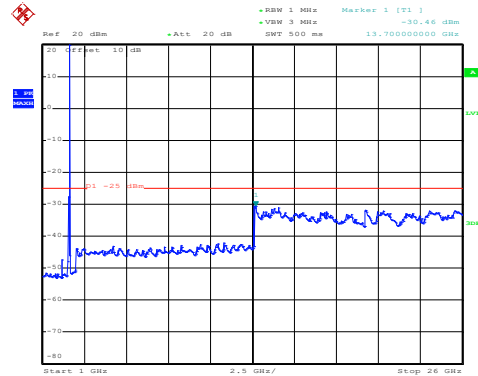
1GHz~26GHz

High channel



Date: 11.JAN.2021 15:00:44

30MHz~1GHz

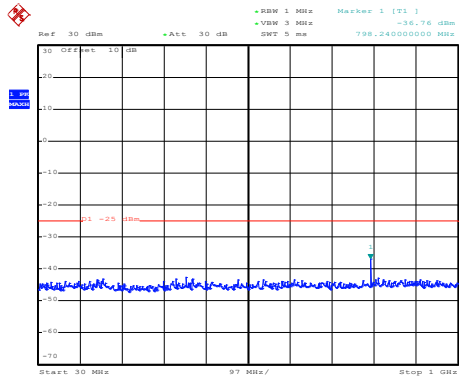


Date: 11.JAN.2021 15:03:11

1GHz~26GHz

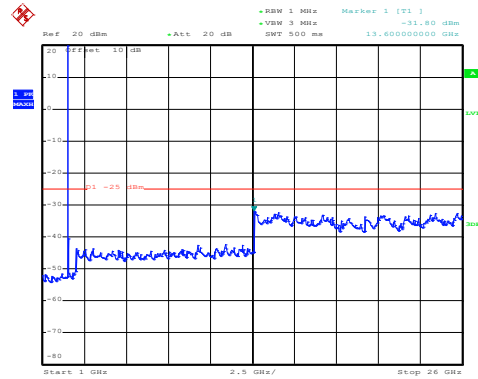
LTE Band 41 part:

LTE Band 41: 16 QAM & RB Size 1
 BW: 5MHz
 Lowest channel



Date: 11.JAN.2021 15:11:09

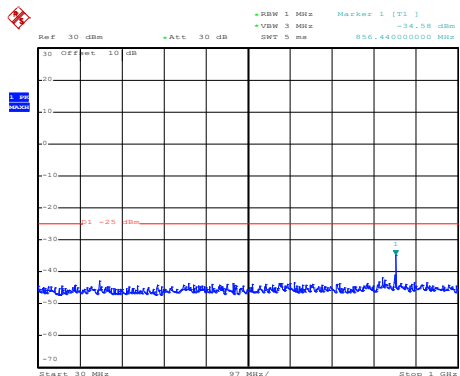
30MHz~1GHz



Date: 11.JAN.2021 15:06:40

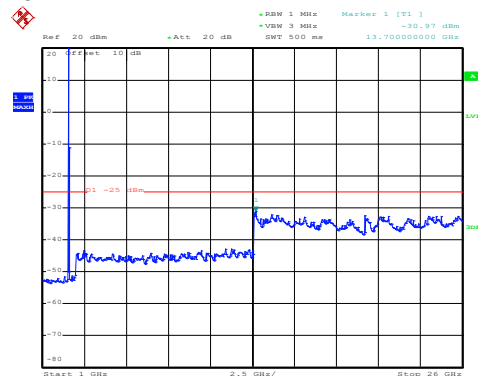
1GHz~26GHz

Middle channel



Date: 11.JAN.2021 15:11:25

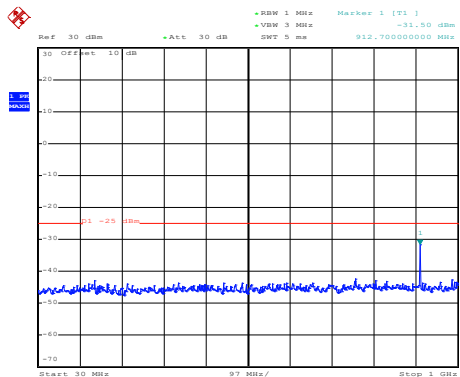
30MHz~1GHz



Date: 11.JAN.2021 15:06:17

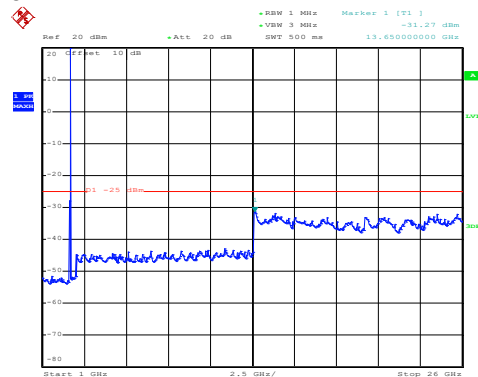
1GHz~26GHz

High channel



Date: 11.JAN.2021 15:11:38

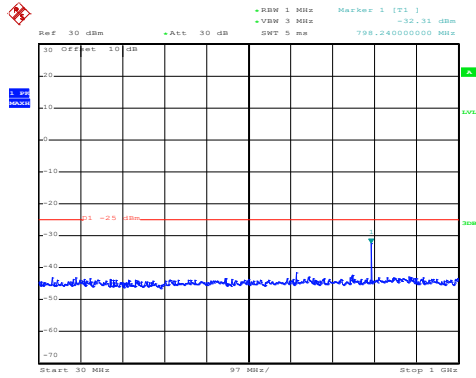
30MHz~1GHz



Date: 11.JAN.2021 15:05:56

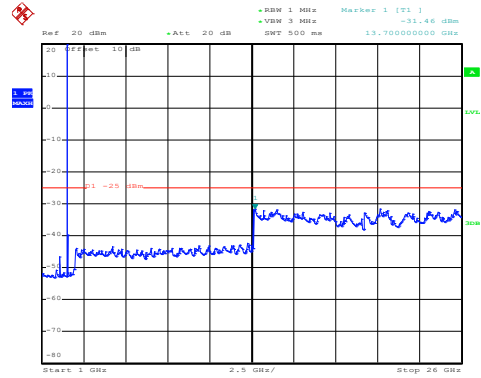
1GHz~26GHz

LTE Band 41: QPSK & RB Size 1 BW: 5MHz Lowest channel



Date: 11.JAN.2021 15:11:03

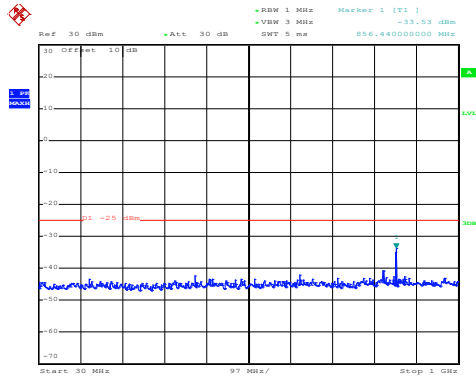
30MHz~1GHz



Date: 11.JAN.2021 15:06:32

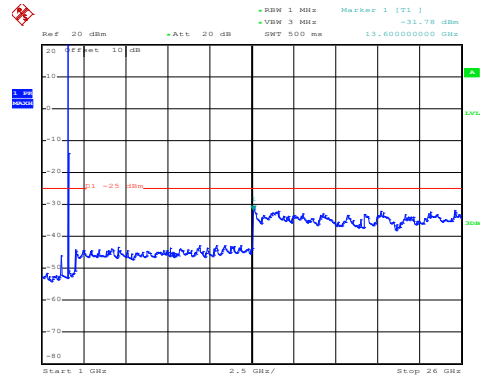
1GHz~26GHz

Middle channel



Date: 11.JAN.2021 15:11:20

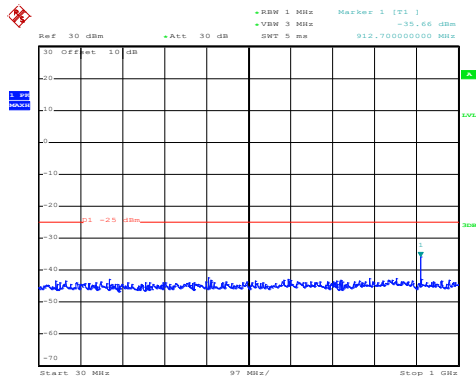
30MHz~1GHz



Date: 11.JAN.2021 15:06:10

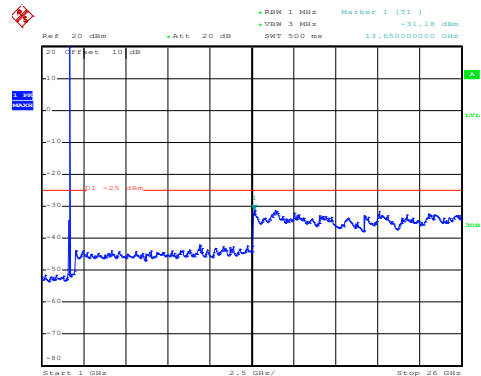
1GHz~26GHz

High channel



Date: 11.JAN.2021 15:11:34

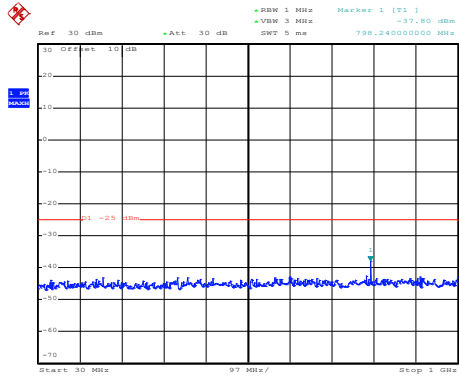
30MHz~1GHz



Date: 11.JAN.2021 15:05:49

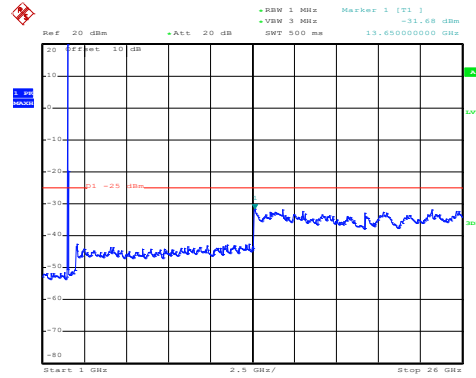
1GHz~26GHz

LTE Band 41: 16 QAM & RB Size 1 BW: 20MHz Lowest channel



Date: 11.JAN.2021 15:00:01

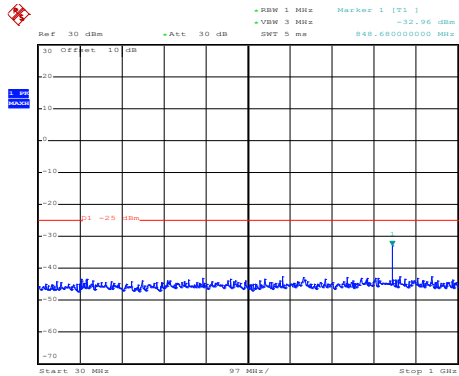
30MHz~1GHz



Date: 11.JAN.2021 15:04:46

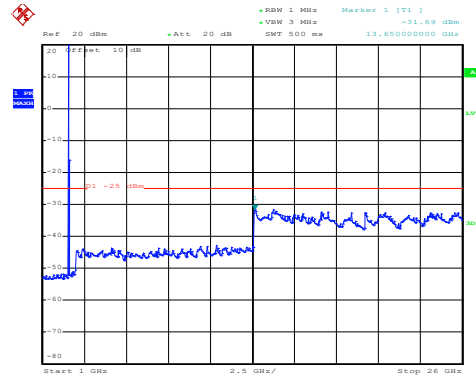
1GHz~26GHz

Middle channel



Date: 11.JAN.2021 14:59:44

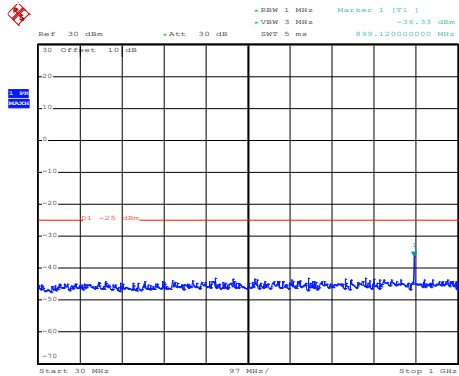
30MHz~1GHz



Date: 11.JAN.2021 15:05:05

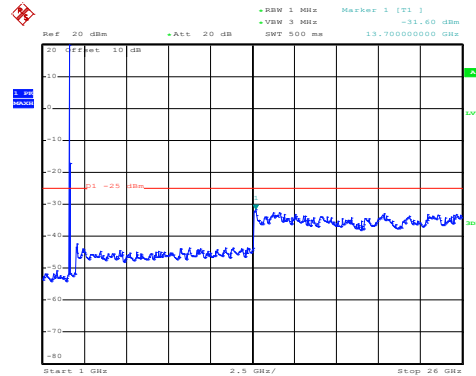
1GHz~26GHz

High channel



Date: 11.JAN.2021 14:59:29

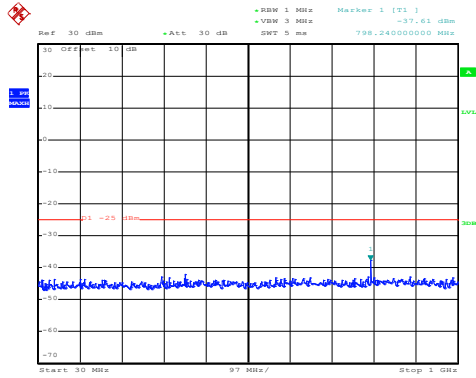
30MHz~1GHz



Date: 11.JAN.2021 15:05:22

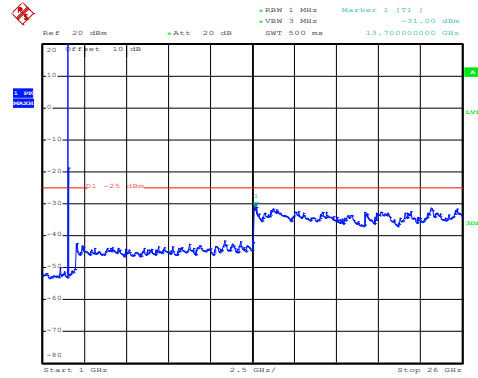
1GHz~26GHz

LTE Band 41: QPSK & RB Size 1 BW: 20MHz Lowest channel



Date: 11.JAN.2021 14:59:55

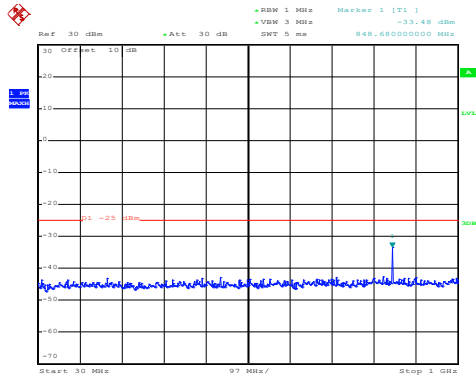
30MHz~1GHz



Date: 11.JAN.2021 15:04:36

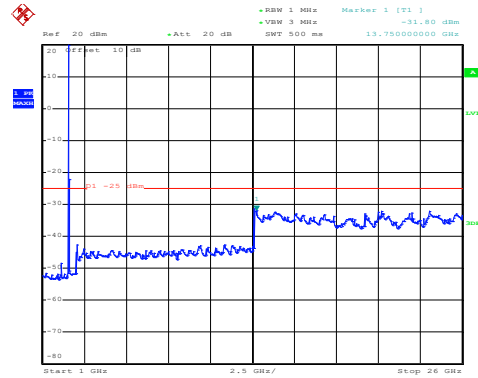
1GHz~26GHz

Middle channel



Date: 11.JAN.2021 14:59:39

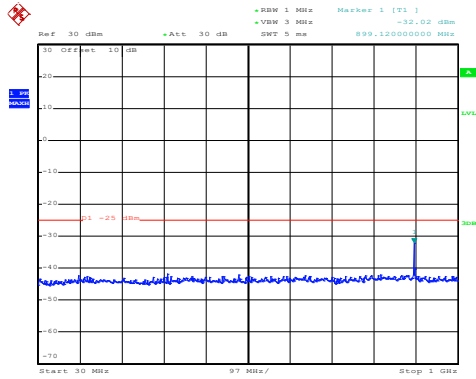
30MHz~1GHz



Date: 11.JAN.2021 15:04:56

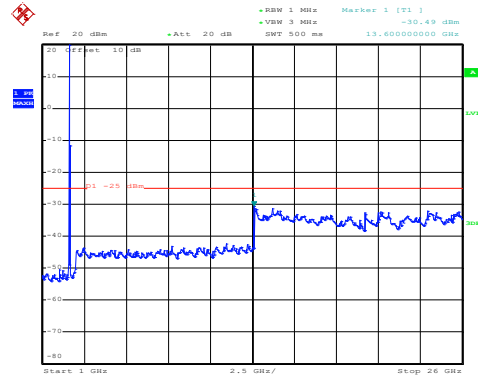
1GHz~26GHz

High channel



Date: 11.JAN.2021 14:59:23

30MHz~1GHz



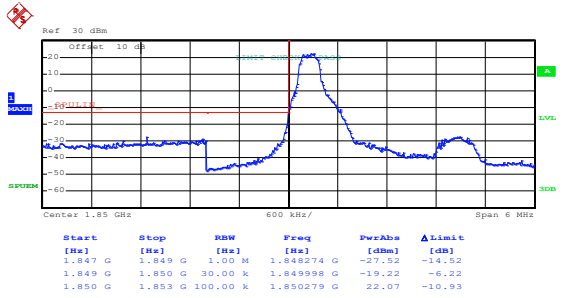
Date: 11.JAN.2021 15:05:16

1GHz~26GHz

Band edge emission:

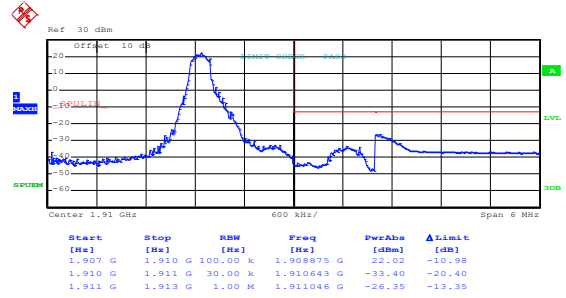
LTE Band 2 part:

LTE Band 2, BW: 1.4MHz
16QAM & RB Size 1



Date: 11.JAN.2021 14:29:20

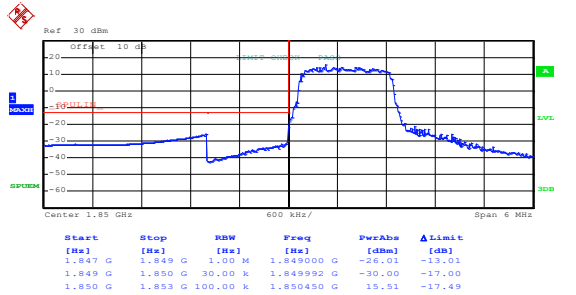
Lowest channel



Date: 11.JAN.2021 14:30:28

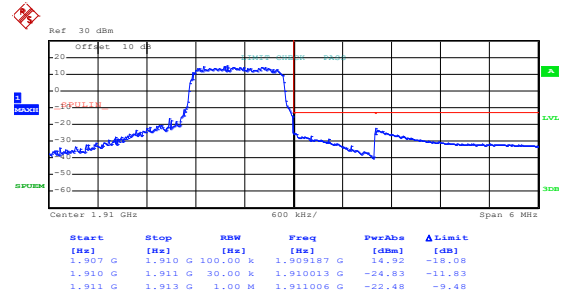
Highest channel

16QAM & RB Size 6



Date: 11.JAN.2021 14:29:56

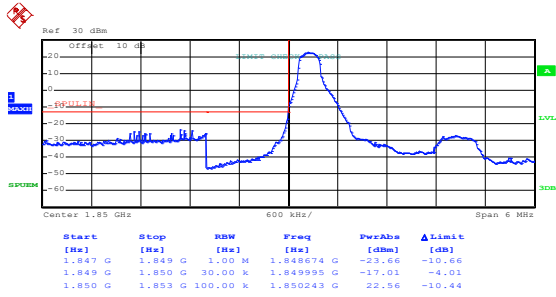
Lowest channel



Date: 11.JAN.2021 14:30:10

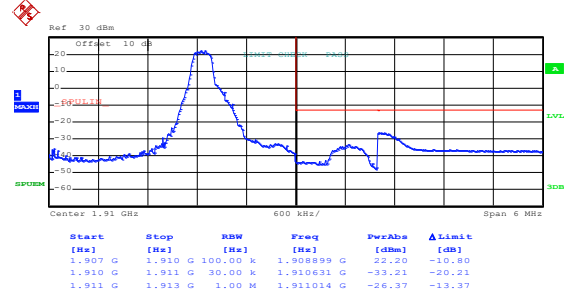
Highest channel

LTE Band 2, BW: 1.4MHz QPSK & RB Size 1



Date: 11.JAN.2021 14:29:13

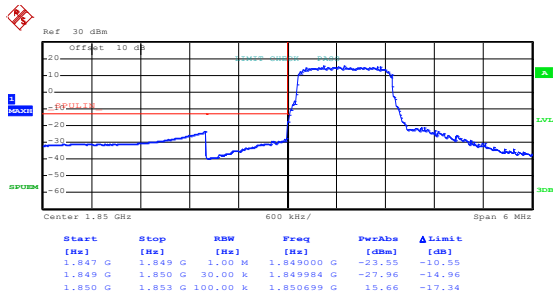
Lowest channel



Date: 11.JAN.2021 14:30:24

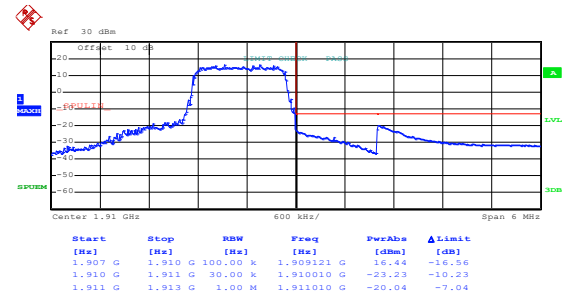
Highest channel

QPSK & RB Size 6



Date: 11.JAN.2021 14:29:52

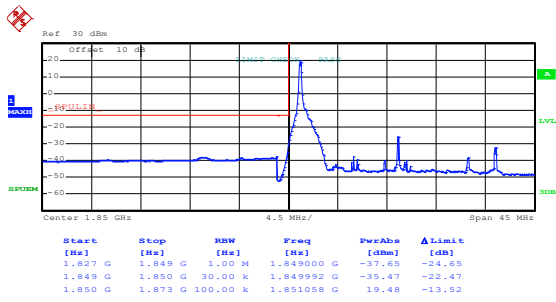
Lowest channel



Date: 11.JAN.2021 14:30:06

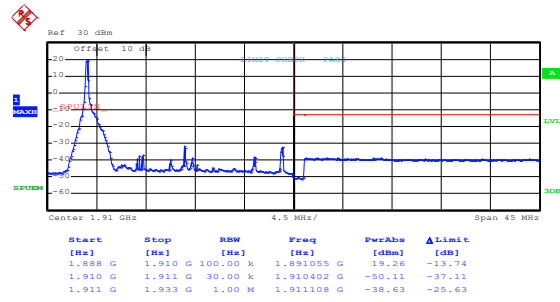
Highest channel

LTE Band 2, BW: 20MHz 16QAM & RB Size 1



Date: 11.JAN.2021 14:31:26

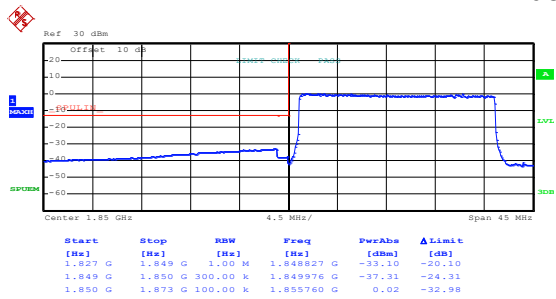
Lowest channel



Date: 11.JAN.2021 14:30:55

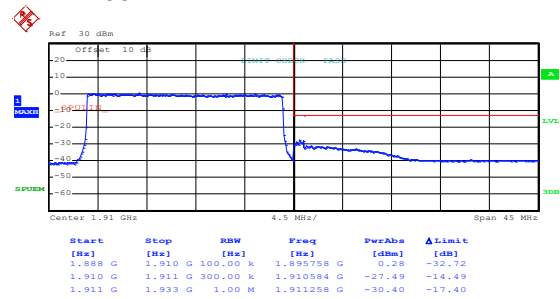
Highest channel

16QAM & RB Size 100



Date: 11.JAN.2021 14:31:44

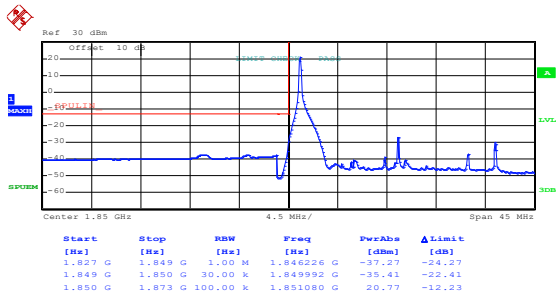
Lowest channel



Date: 11.JAN.2021 14:31:10

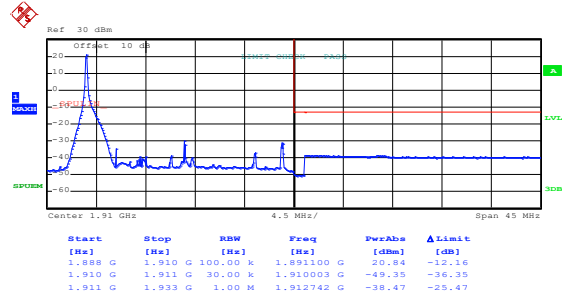
Highest channel

LTE Band 2, BW: 20MHz QPSK & RB Size 1



Date: 11.JAN.2021 14:31:21

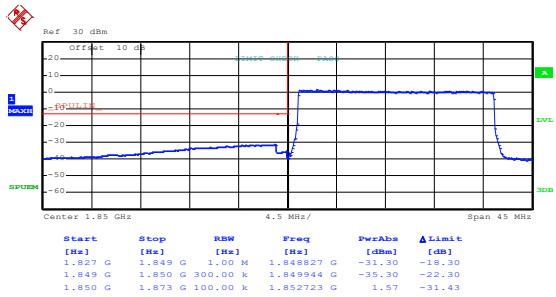
Lowest channel



Date: 11.JAN.2021 14:30:50

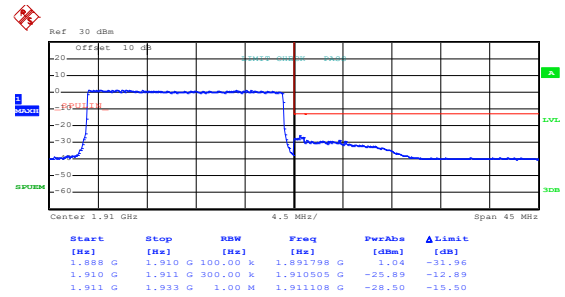
Highest channel

QPSK & RB Size 100



Date: 11.JAN.2021 14:31:40

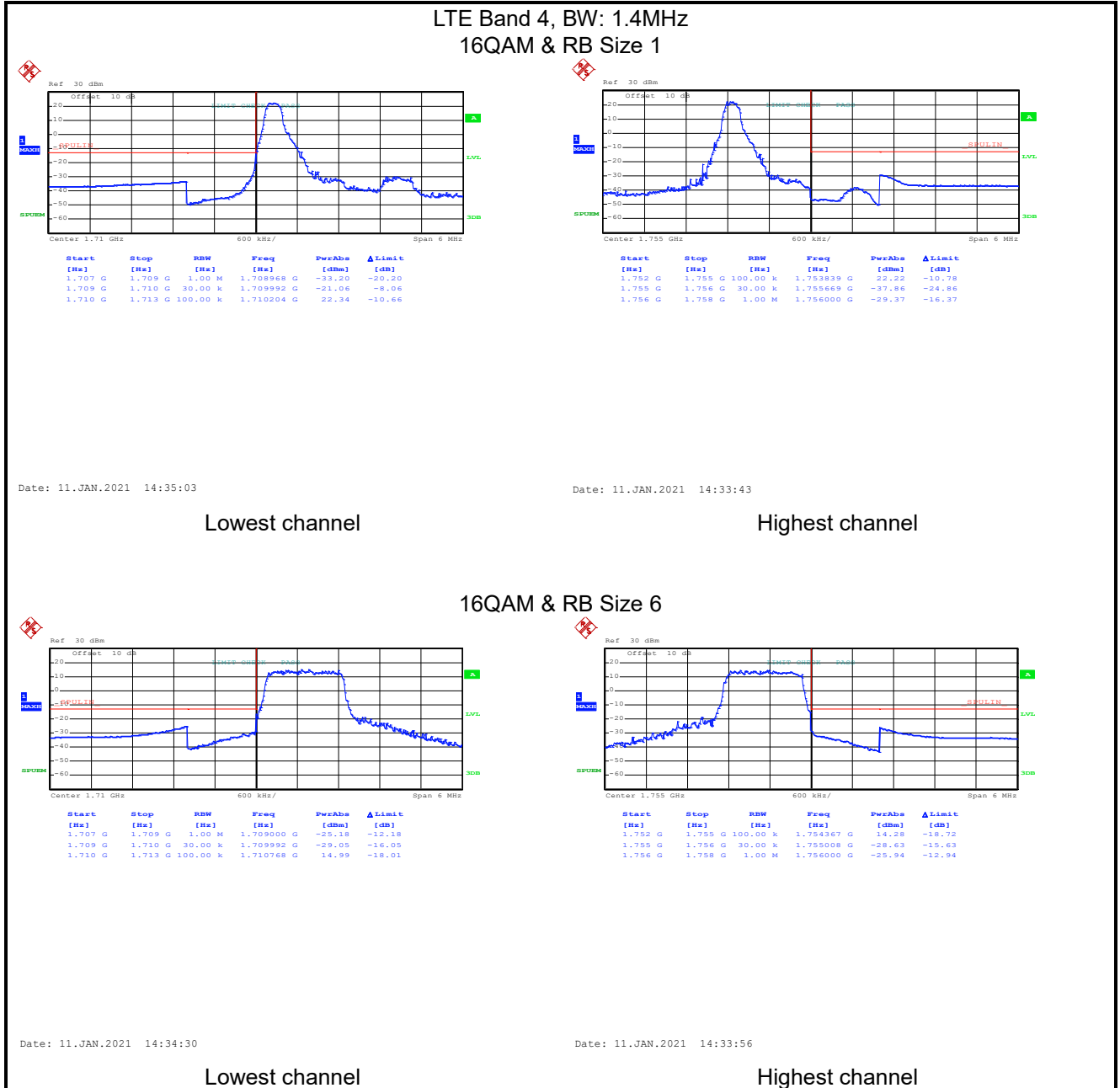
Lowest channel



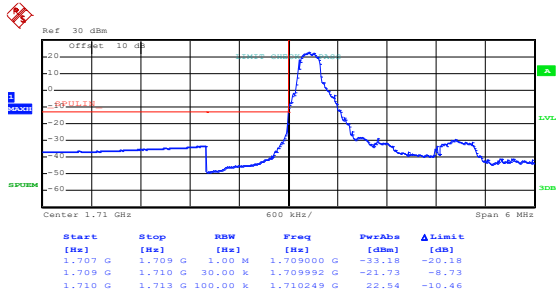
Date: 11.JAN.2021 14:31:06

Highest channel

LTE Band 4 part:

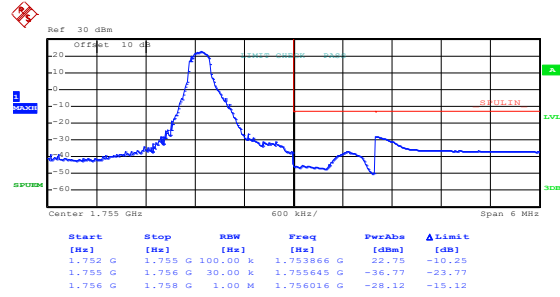


LTE Band 4, BW: 1.4MHz QPSK & RB Size 1



Date: 11.JAN.2021 14:34:48

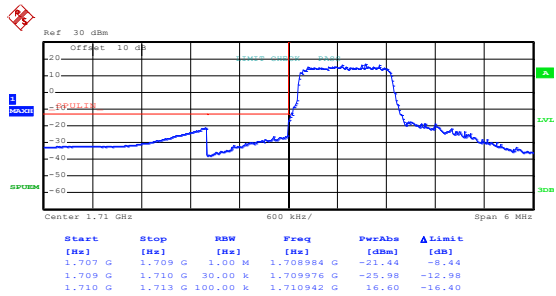
Lowest channel



Date: 11.JAN.2021 14:33:38

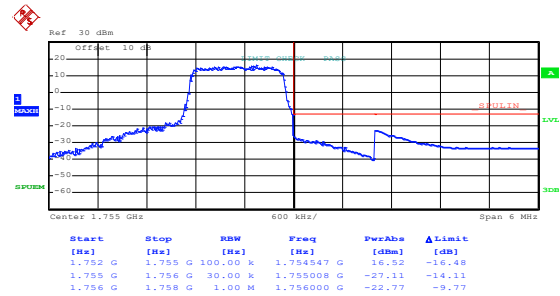
Highest channel

QPSK & RB Size 6



Date: 11.JAN.2021 14:34:24

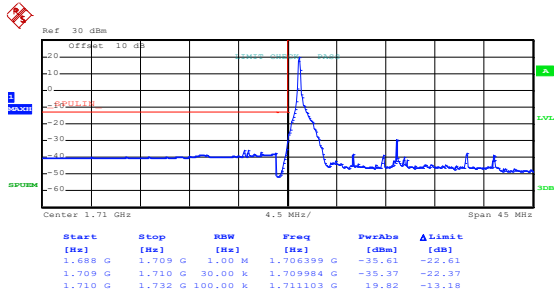
Lowest channel



Date: 11.JAN.2021 14:33:51

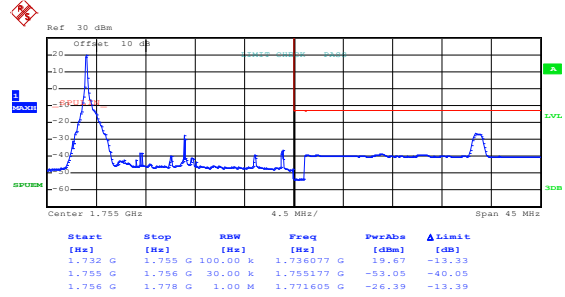
Highest channel

LTE Band 4, BW: 20MHz 16QAM & RB Size 1



Date: 11.JAN.2021 14:32:17

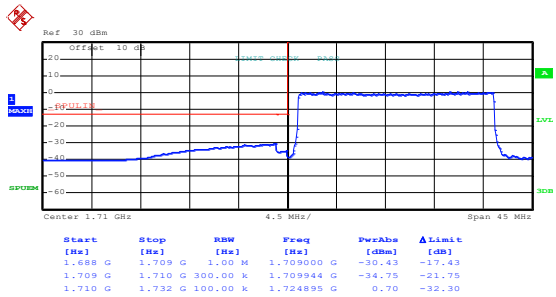
Lowest channel



Date: 11.JAN.2021 14:33:11

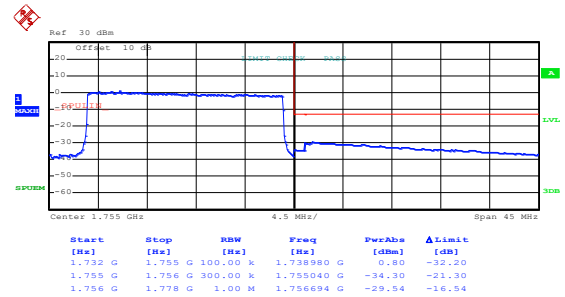
Highest channel

16QAM & RB Size 100



Date: 11.JAN.2021 14:32:34

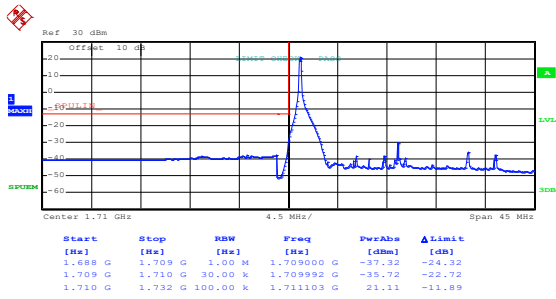
Lowest channel



Date: 11.JAN.2021 14:32:55

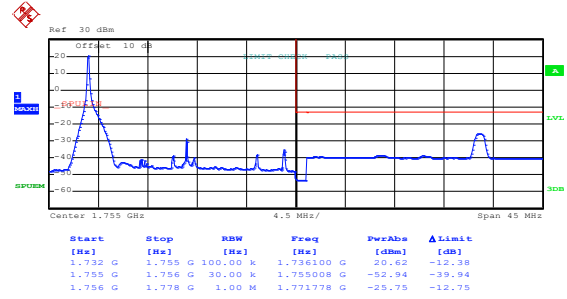
Highest channel

LTE Band 4, BW: 20MHz QPSK & RB Size 1



Date: 11.JAN.2021 14:32:13

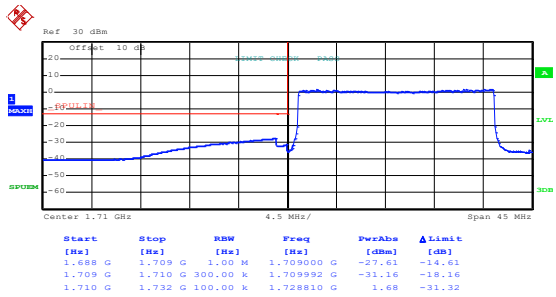
Lowest channel



Date: 11.JAN.2021 14:33:06

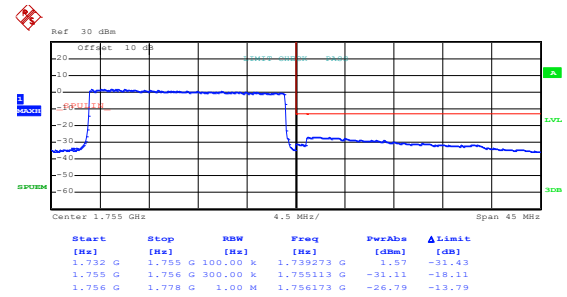
Highest channel

QPSK & RB Size 100



Date: 11.JAN.2021 14:32:29

Lowest channel

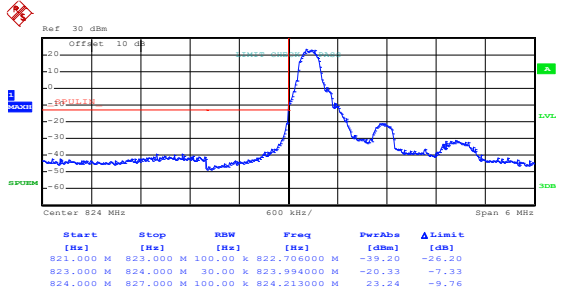


Date: 11.JAN.2021 14:32:51

Highest channel

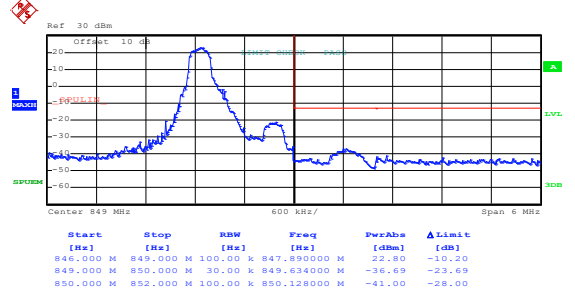
LTE Band 5 part:

LTE Band 5, BW: 1.4MHz
16QAM & RB Size 1



Date: 11.JAN.2021 14:35:27

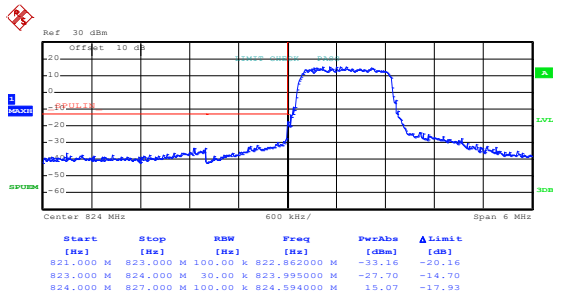
Lowest channel



Date: 11.JAN.2021 14:36:09

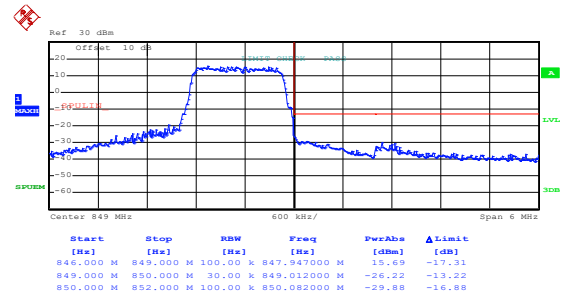
Highest channel

16QAM & RB Size 6



Date: 11.JAN.2021 14:35:39

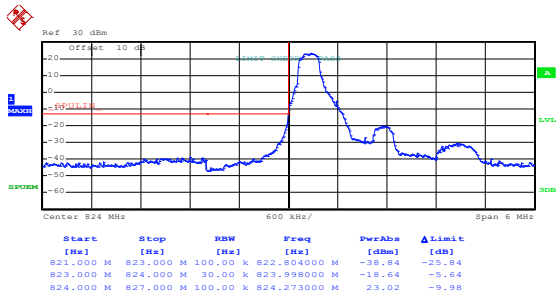
Lowest channel



Date: 11.JAN.2021 14:35:57

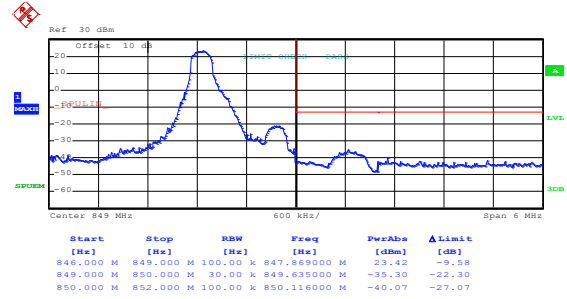
Highest channel

LTE Band 5, BW: 1.4MHz QPSK & RB Size 1



Date: 11.JAN.2021 14:35:22

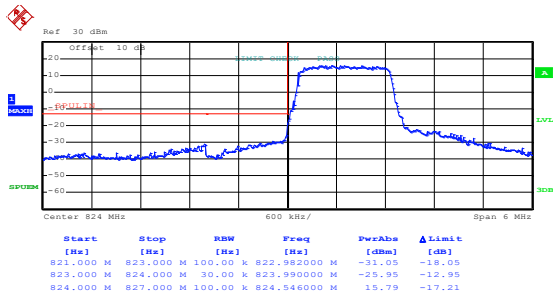
Lowest channel



Date: 11.JAN.2021 14:36:04

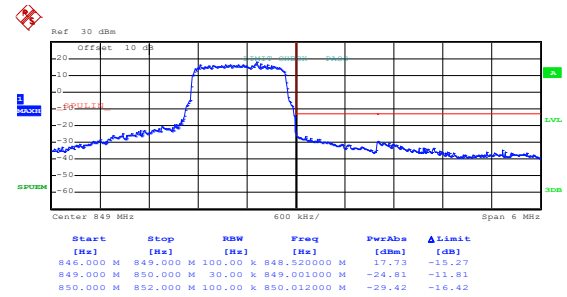
Highest channel

QPSK & RB Size 6



Date: 11.JAN.2021 14:35:34

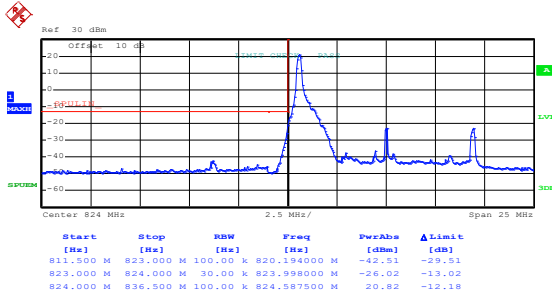
Lowest channel



Date: 11.JAN.2021 14:35:53

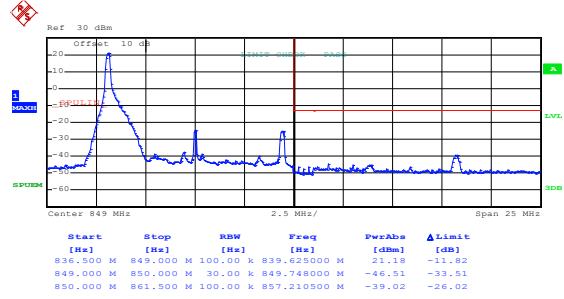
Highest channel

LTE Band 5, BW: 10MHz 16QAM & RB Size 1



Date: 11.JAN.2021 14:37:31

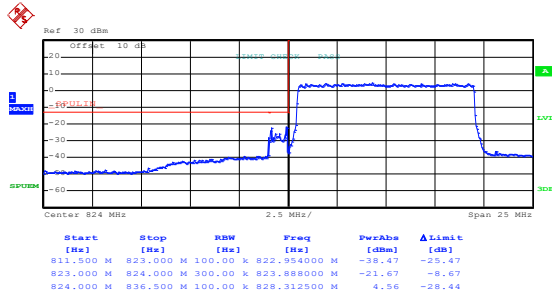
Lowest channel



Date: 11.JAN.2021 14:36:43

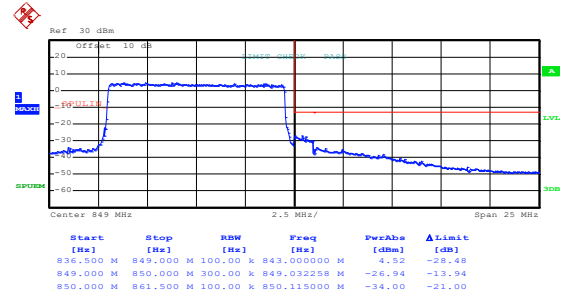
Highest channel

16QAM & RB Size 50



Date: 11.JAN.2021 14:37:59

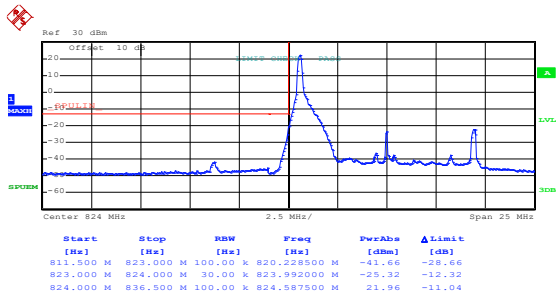
Lowest channel



Date: 11.JAN.2021 14:37:07

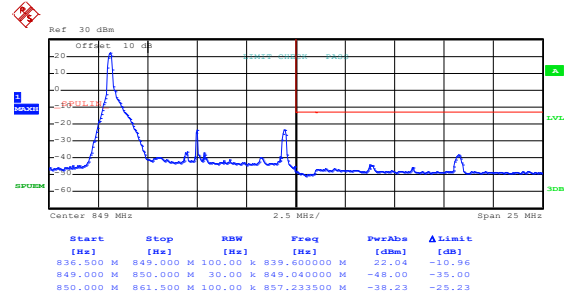
Highest channel

LTE Band 5, BW: 10MHz QPSK & RB Size 1



Date: 11.JAN.2021 14:37:25

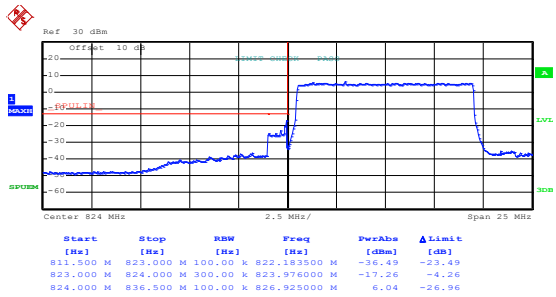
Lowest channel



Date: 11.JAN.2021 14:36:37

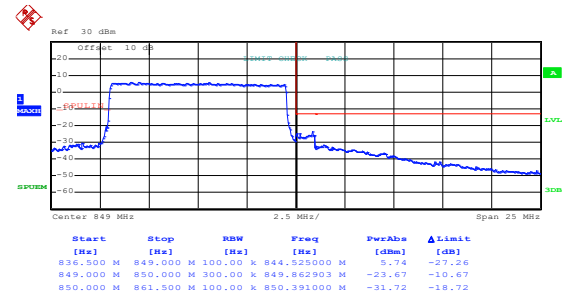
Highest channel

QPSK & RB Size 50



Date: 11.JAN.2021 14:37:55

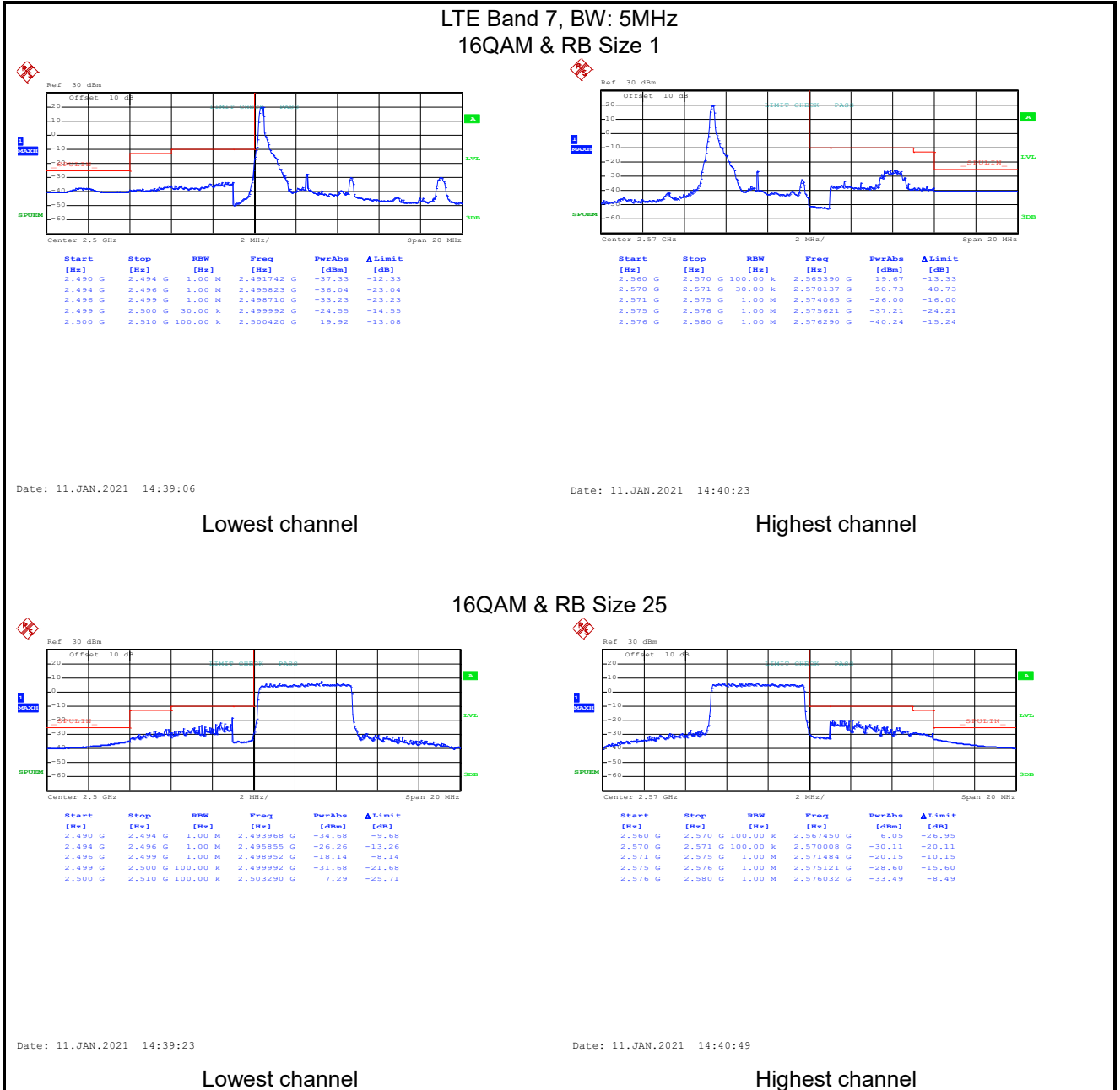
Lowest channel



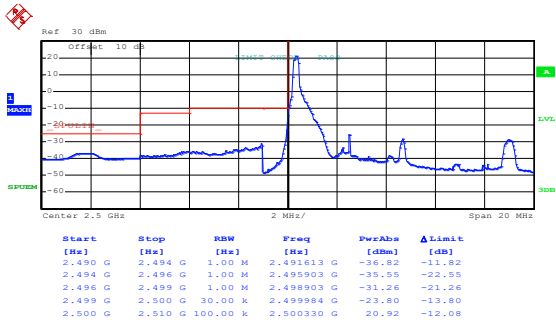
Date: 11.JAN.2021 14:37:03

Highest channel

LTE Band 7 part:

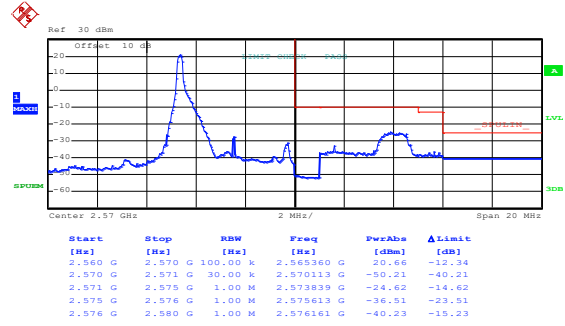


LTE Band 7, BW: 5MHz QPSK & RB Size 1



Date: 11.JAN.2021 14:39:00

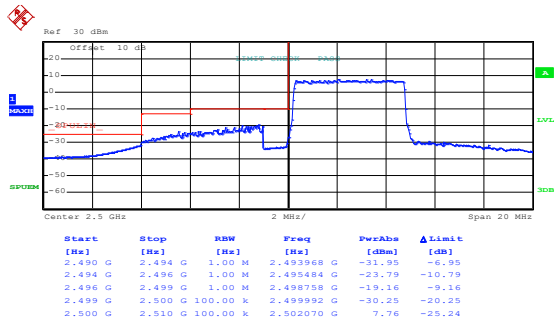
Lowest channel



Date: 11.JAN.2021 14:40:14

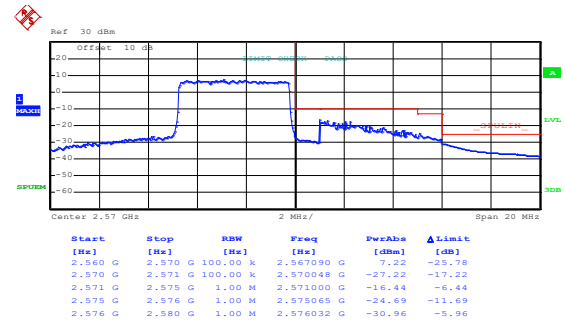
Highest channel

QPSK & RB Size 25



Date: 11.JAN.2021 14:39:19

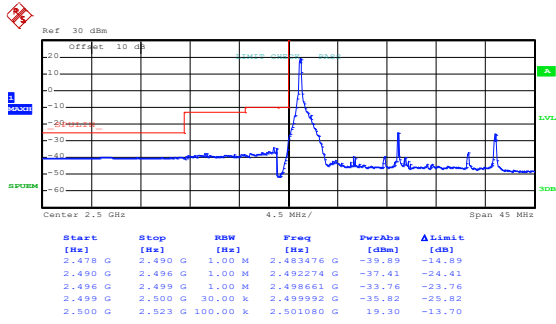
Lowest channel



Date: 11.JAN.2021 14:40:40

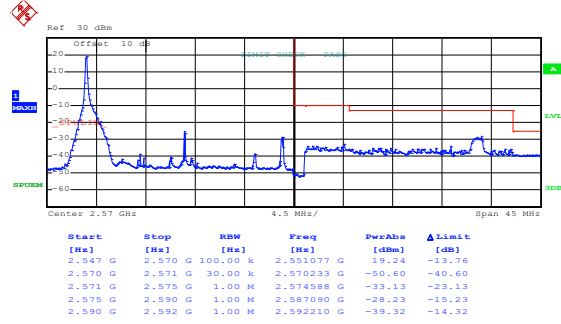
Highest channel

LTE Band 7, BW: 20MHz 16QAM & RB Size 1



Date: 11.JAN.2021 14:43:00

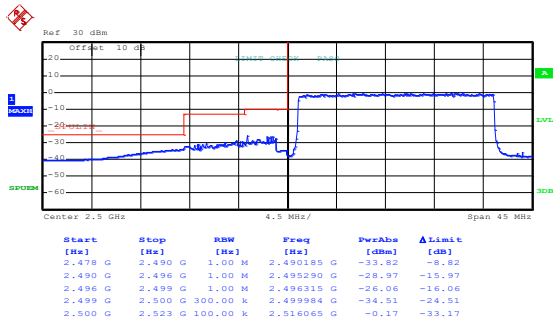
Lowest channel



Date: 11.JAN.2021 14:41:58

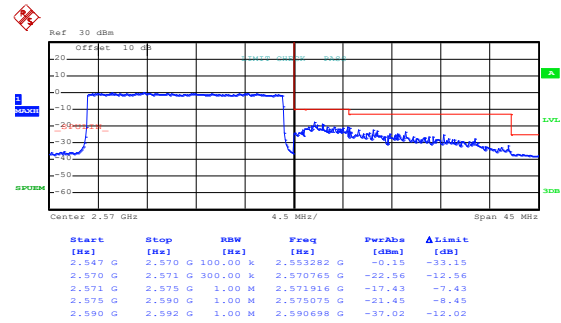
Highest channel

16QAM & RB Size 100



Date: 11.JAN.2021 14:43:17

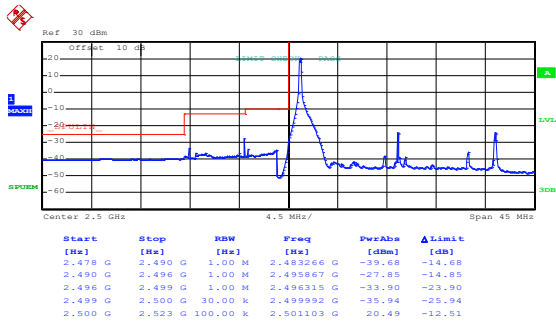
Lowest channel



Date: 11.JAN.2021 14:42:18

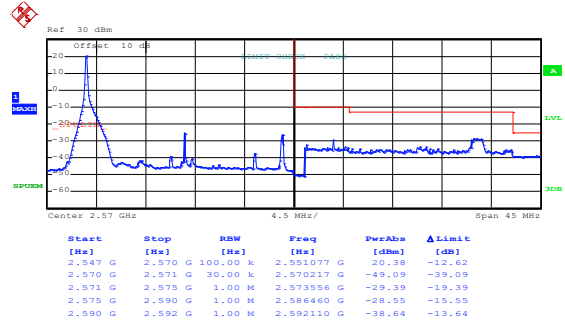
Highest channel

LTE Band 7, BW: 20MHz QPSK & RB Size 1



Date: 11.JAN.2021 14:42:55

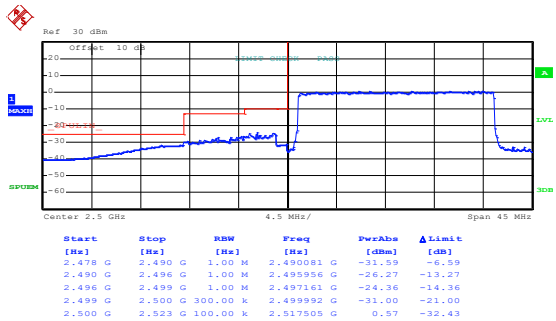
Lowest channel



Date: 11.JAN.2021 14:41:53

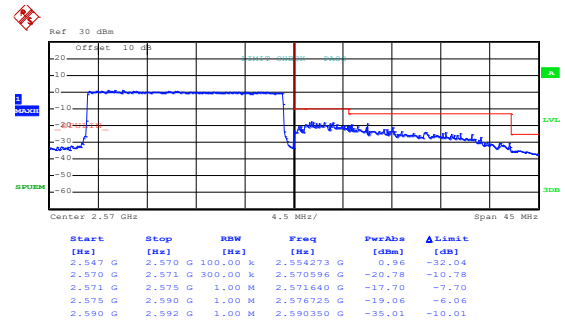
Highest channel

QPSK & RB Size 100



Date: 11.JAN.2021 14:43:12

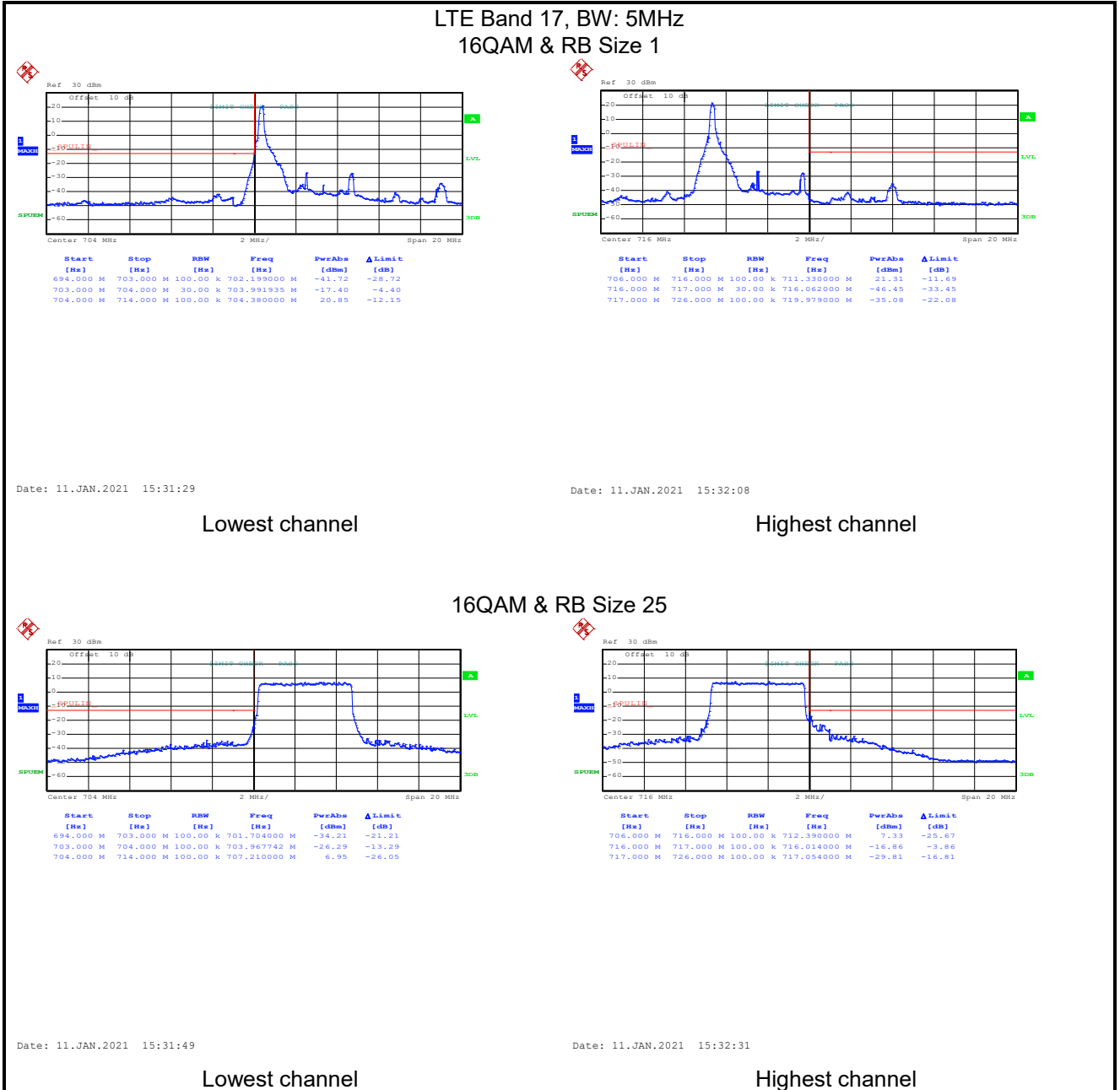
Lowest channel



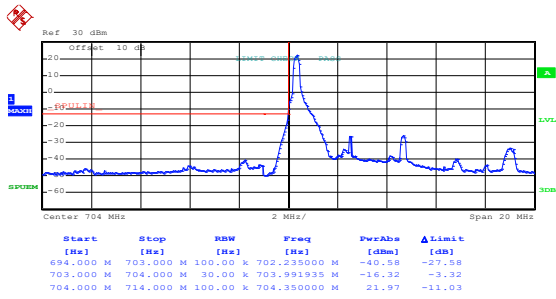
Date: 11.JAN.2021 14:42:12

Highest channel

LTE Band 17 part:

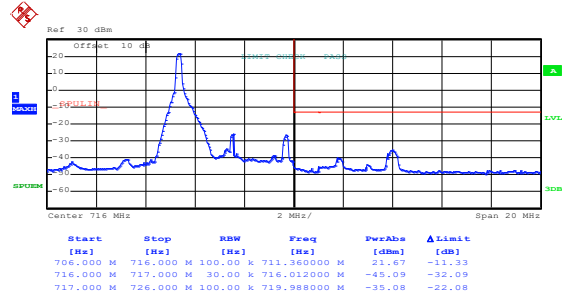


LTE Band 17, BW: 5MHz QPSK & RB Size 1



Date: 11.JAN.2021 15:31:23

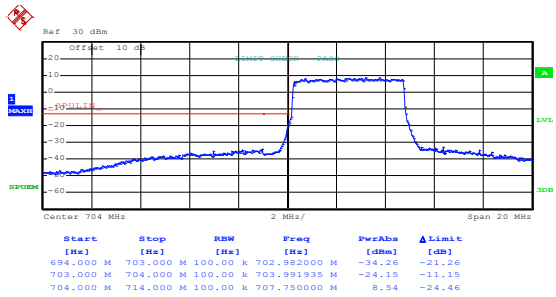
Lowest channel



Date: 11.JAN.2021 15:32:01

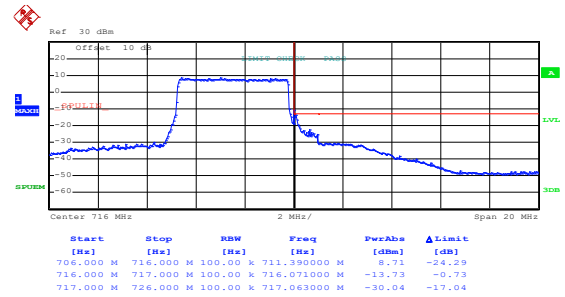
Highest channel

QPSK & RB Size 25



Date: 11.JAN.2021 15:31:43

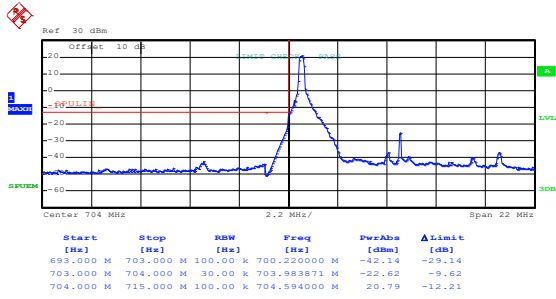
Lowest channel



Date: 11.JAN.2021 15:32:26

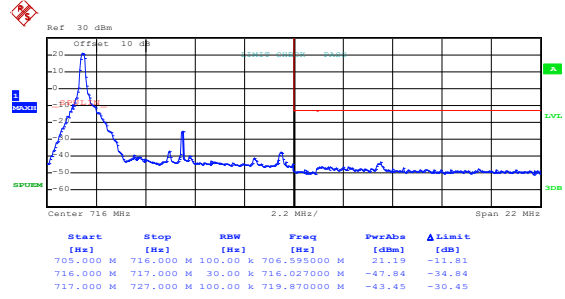
Highest channel

LTE Band 17, BW: 10MHz 16QAM & RB Size 1



Date: 11.JAN.2021 15:34:30

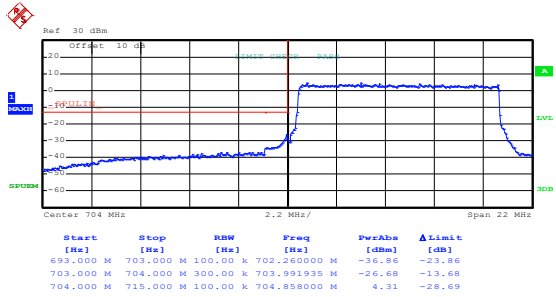
Lowest channel



Date: 11.JAN.2021 15:33:17

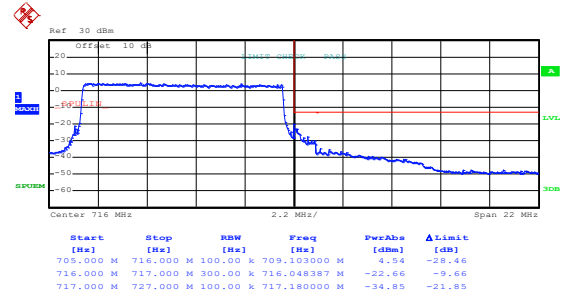
Highest channel

16QAM & RB Size 50



Date: 11.JAN.2021 15:34:11

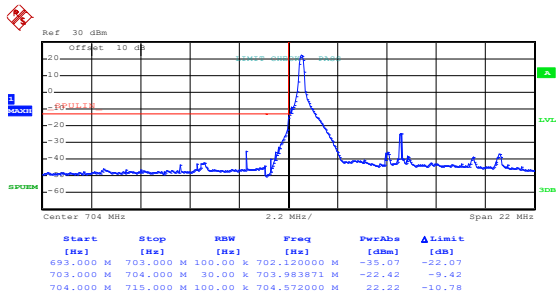
Lowest channel



Date: 11.JAN.2021 15:33:44

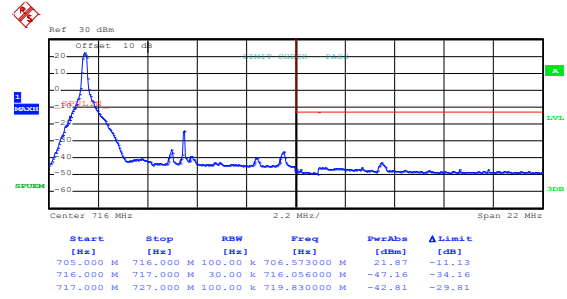
Highest channel

LTE Band 17, BW: 10MHz QPSK & RB Size 1



Date: 11.JAN.2021 15:34:23

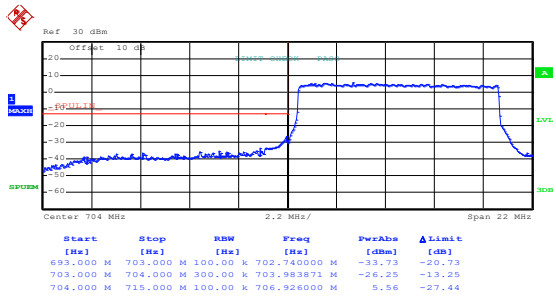
Lowest channel



Date: 11.JAN.2021 15:33:10

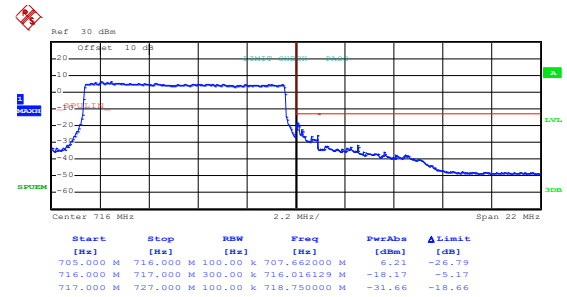
Highest channel

QPSK & RB Size 50



Date: 11.JAN.2021 15:34:05

Lowest channel

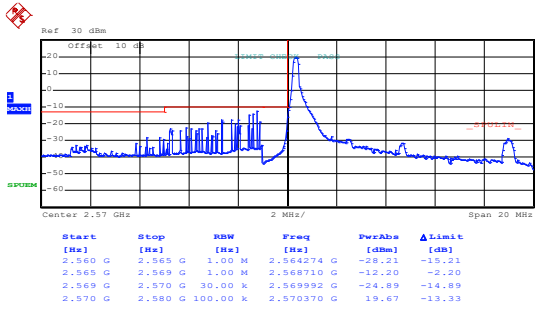


Date: 11.JAN.2021 15:33:38

Highest channel

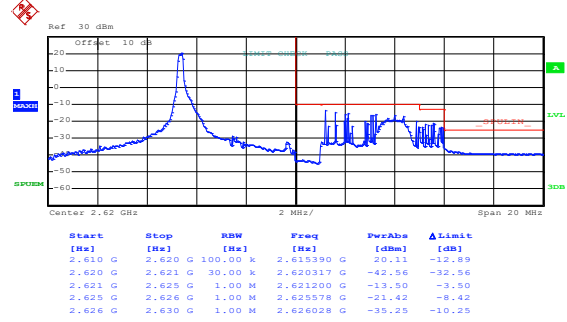
LTE Band 38 part:

LTE Band 38, BW: 5MHz
16QAM & RB Size 1



Date: 11.JAN.2021 14:49:00

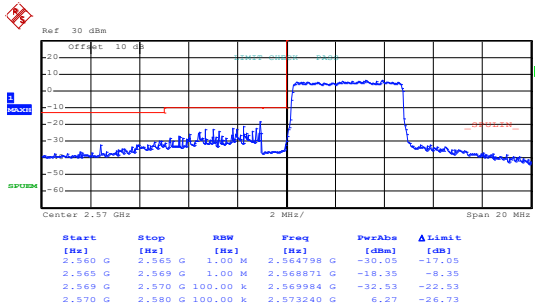
Lowest channel



Date: 11.JAN.2021 14:50:23

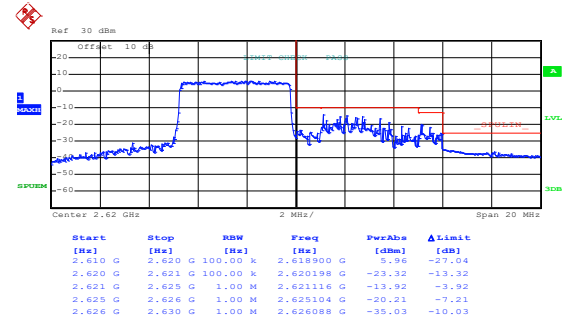
Highest channel

16QAM & RB Size 25



Date: 11.JAN.2021 14:49:24

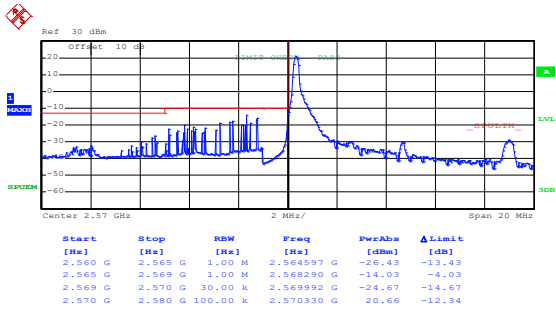
Lowest channel



Date: 11.JAN.2021 14:51:29

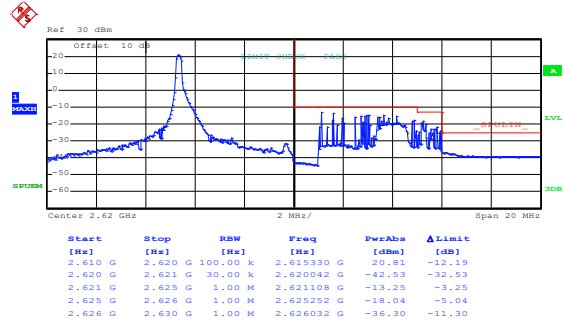
Highest channel

LTE Band 38, BW: 5MHz QPSK & RB Size 1



Date: 11.JAN.2021 14:48:38

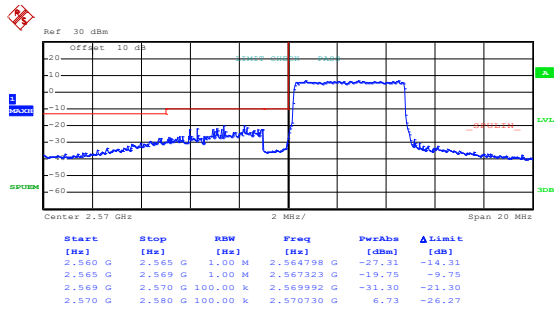
Lowest channel



Date: 11.JAN.2021 14:50:00

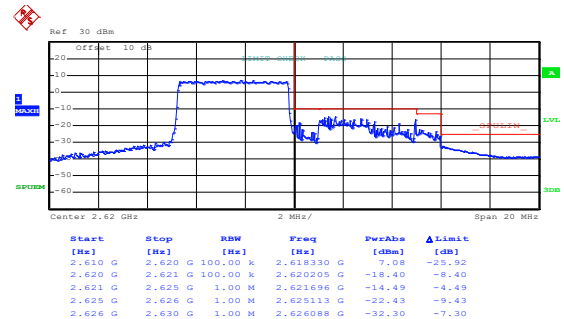
Highest channel

QPSK & RB Size 25



Date: 11.JAN.2021 14:49:17

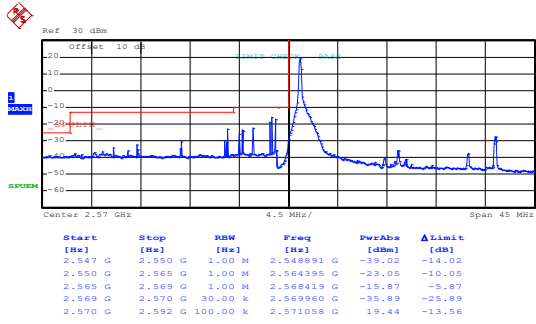
Lowest channel



Date: 11.JAN.2021 14:51:21

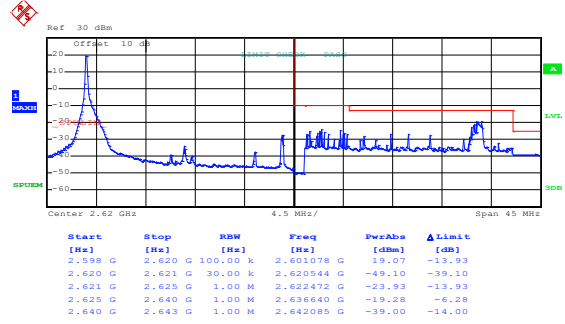
Highest channel

LTE Band 38, BW: 20MHz 16QAM & RB Size 1



Date: 11.JAN.2021 14:45:24

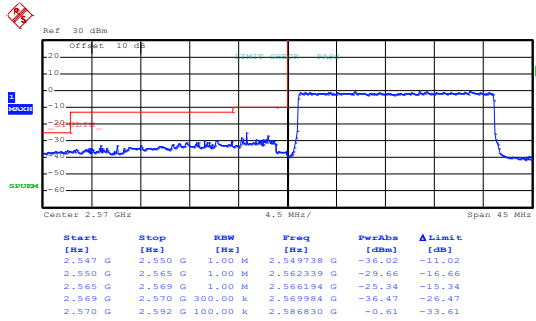
Lowest channel



Date: 11.JAN.2021 14:46:39

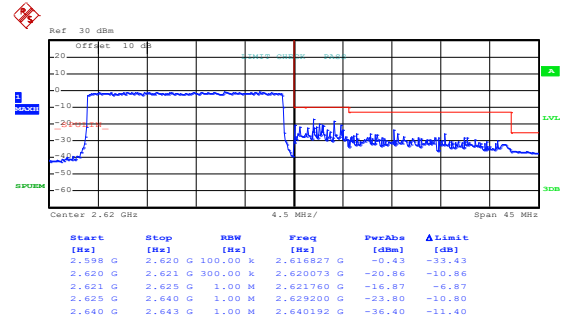
Highest channel

16QAM & RB Size 100



Date: 11.JAN.2021 14:45:52

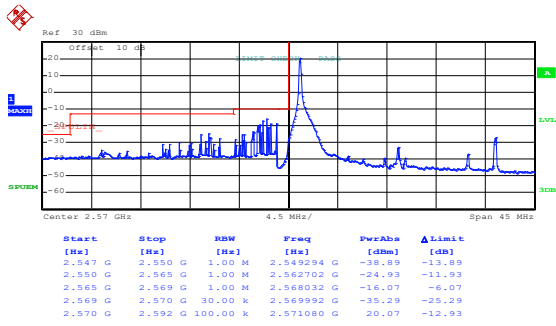
Lowest channel



Date: 11.JAN.2021 14:47:04

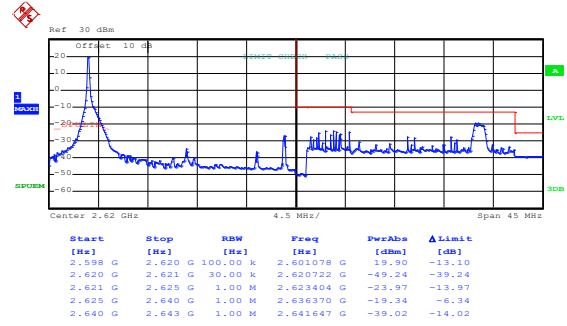
Highest channel

LTE Band 38, BW: 20MHz QPSK & RB Size 1



Date: 11.JAN.2021 14:45:13

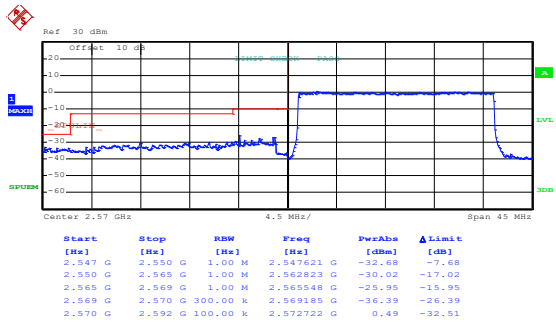
Lowest channel



Date: 11.JAN.2021 14:46:20

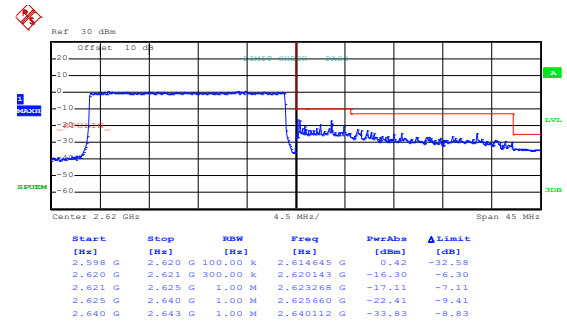
Highest channel

QPSK & RB Size 100



Date: 11.JAN.2021 14:45:44

Lowest channel

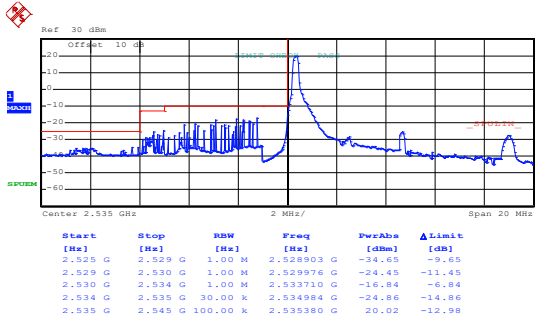


Date: 11.JAN.2021 14:46:56

Highest channel

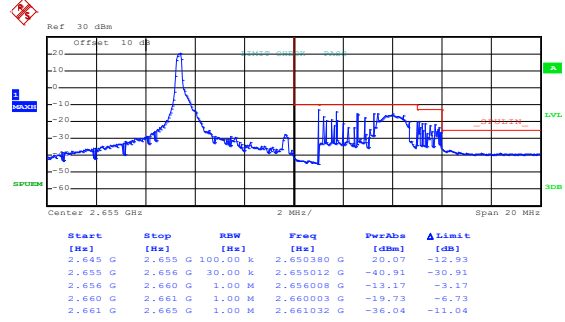
LTE Band 41 part:

LTE Band 41, BW: 5MHz
16QAM & RB Size 1



Date: 11.JAN.2021 14:52:48

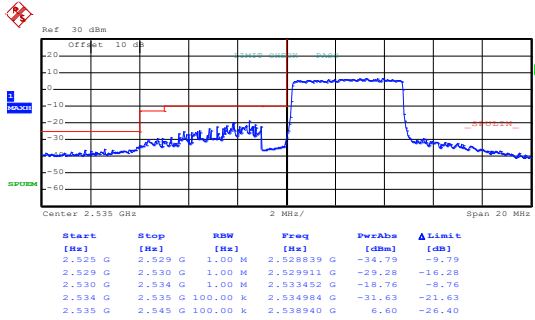
Lowest channel



Date: 11.JAN.2021 14:54:31

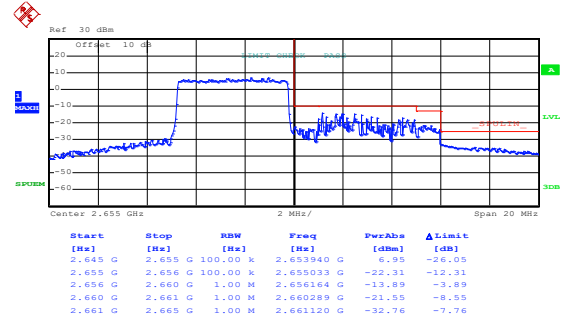
Highest channel

16QAM & RB Size 25



Date: 11.JAN.2021 14:53:25

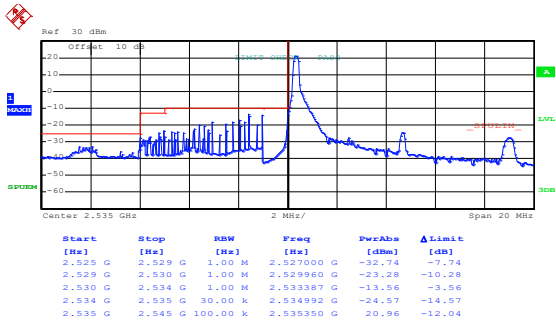
Lowest channel



Date: 11.JAN.2021 14:55:08

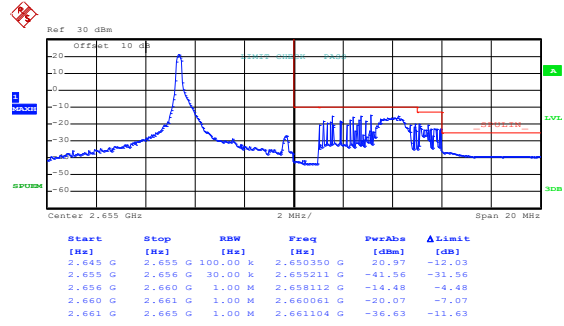
Highest channel

LTE Band 41, BW: 5MHz QPSK & RB Size 1



Date: 11.JAN.2021 14:52:26

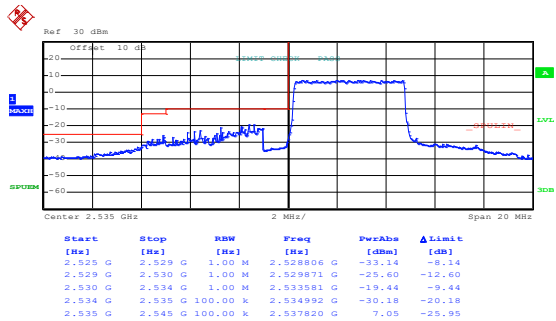
Lowest channel



Date: 11.JAN.2021 14:54:10

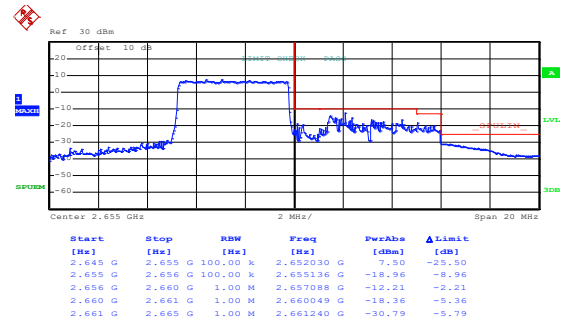
Highest channel

QPSK & RB Size 25



Date: 11.JAN.2021 14:53:09

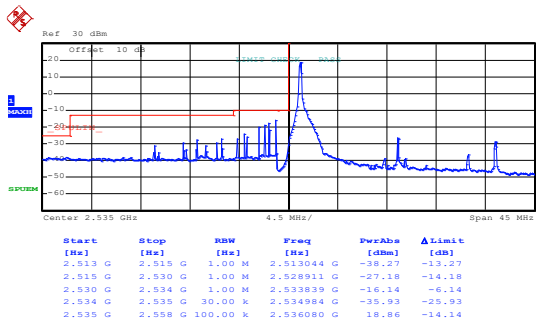
Lowest channel



Date: 11.JAN.2021 14:54:45

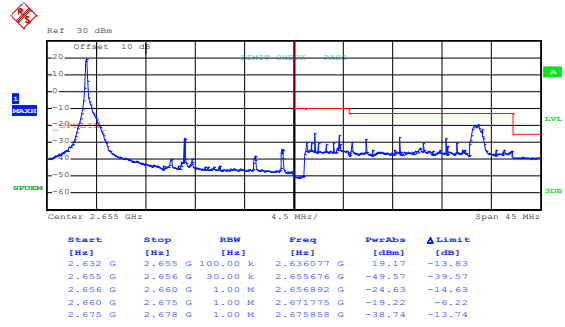
Highest channel

LTE Band 41, BW: 20MHz 16QAM & RB Size 1



Date: 11.JAN.2021 14:56:25

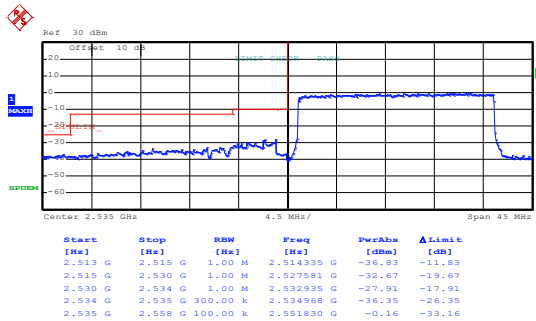
Lowest channel



Date: 11.JAN.2021 14:57:16

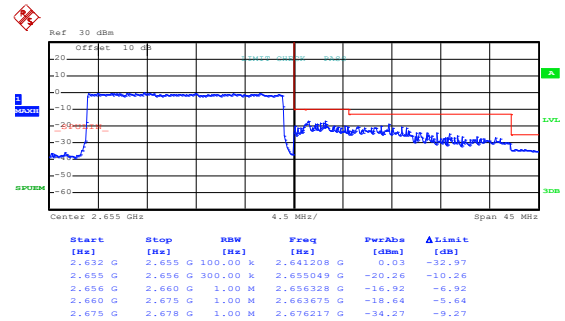
Highest channel

16QAM & RB Size 100



Date: 11.JAN.2021 14:56:49

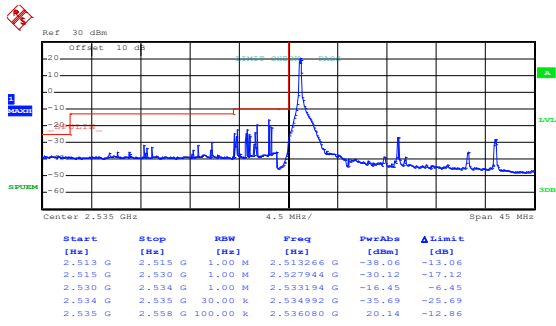
Lowest channel



Date: 11.JAN.2021 14:58:21

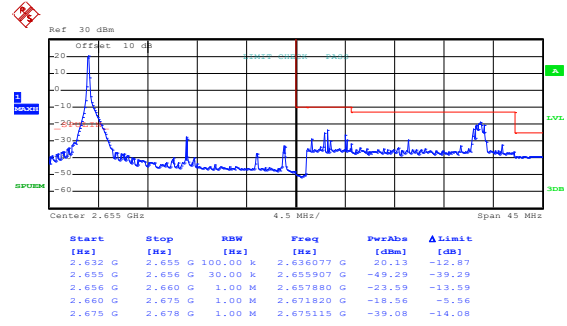
Highest channel

LTE Band 41, BW: 20MHz QPSK & RB Size 1



Date: 11.JAN.2021 14:56:14

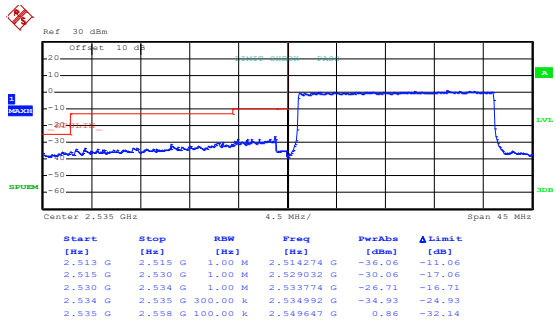
Lowest channel



Date: 11.JAN.2021 14:57:04

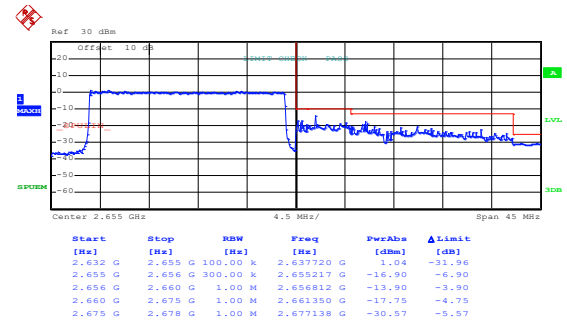
Highest channel

QPSK & RB Size 100



Date: 11.JAN.2021 14:56:40

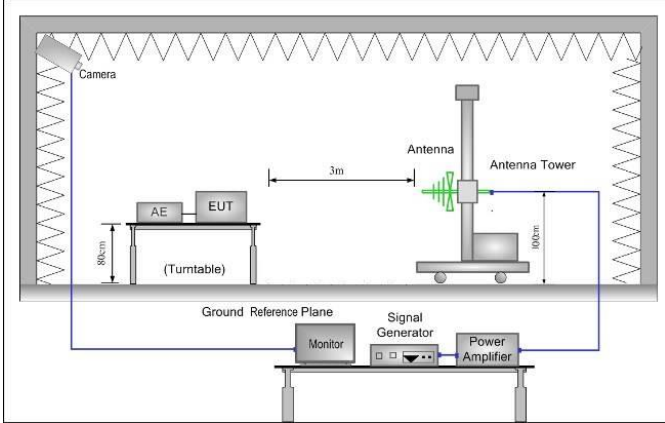
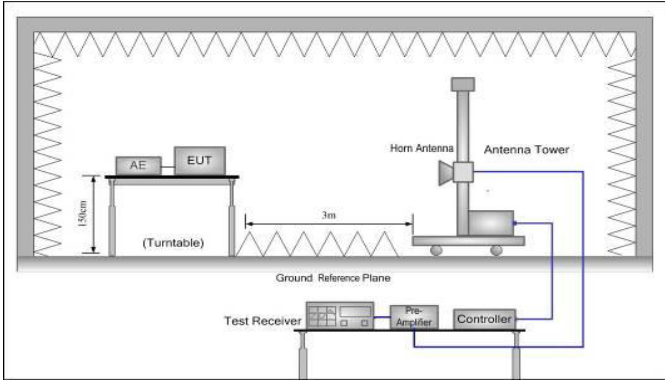
Lowest channel



Date: 11.JAN.2021 14:58:00

Highest channel

6.5 Field strength of spurious radiation measurement

<p>Test Requirement:</p>	<p>Part 22.917(a), Part 24.238 (a), Part 27.53(g), Part 27.53(m), Part 27.53(h)</p>
<p>Limit:</p>	<p>LTE Band 2 & 4 & 5 & 17: The power of any emission outside a licensee's frequency block shall be attenuated below the transmitter power (P) in watts by at least $43 + 10 \log_{10}(P)$ dB (-13 dBm). LTE Band 7 & 38 & 41: For mobile digital stations, the attenuation factor shall be not less than $40 + 10 \log (P)$ dB on all frequencies between the channel edge and 5 megahertz from the channel edge, $43 + 10 \log (P)$ dB on all frequencies between 5 megahertz and X megahertz from the channel edge, and $55 + 10 \log (P)$ dB on all frequencies more than X megahertz from the channel edge, where X is the greater of 6 megahertz or the actual emission bandwidth as defined in paragraph (m)(6) of this section. In addition, the attenuation factor shall not be less that $43 + 10 \log (P)$ dB on all frequencies between 2490.5 MHz and 2496 MHz and $55 + 10 \log (P)$ dB at or below 2490.5 MHz.</p>
<p>Test setup:</p>	<p>Below 1GHz</p>  <p>Above 1GHz</p> 
<p>Test Procedure:</p>	<ol style="list-style-type: none"> 1. The EUT was placed on the top of a rotating table 0.8m(below 1GHz)/1.5m(above 1GHz) above the ground at a 3 meter camber. The radiated emission at the fundamental frequency was measured at 3 m with a test antenna and EMI spectrum analyzer. 2. During the tests, the antenna height and the EUT azimuth were varied in order to identify the maximum level of emissions from the EUT. This maximization process was repeated with the EUT positioned in each of its three orthogonal orientations. 3. The frequency range up to tenth harmonic was investigated for each of three fundamental frequency (low, middle and high channels). Once spurious emission was identified, the power of the emission

	<p>was determined using the substitution method.</p> <p>4. The spurious emissions attenuation was calculated as the difference between radiated power at the fundamental frequency and the spurious emissions frequency.</p> $\text{ERP / EIRP} = \text{S.G. output (dBm)} + \text{Antenna Gain(dB/dBi)} - \text{Cable Loss (dB)}$
Test Instruments:	Refer to section 5.10 for details
Test mode:	Refer to section 5.3 for details.
Test results:	Passed

Measurement Data:
LTE Band 2 part:

Band 2 (1.4MHz)							
Lowest channel							
Frequency (MHz)	Level at antenna terminals (dBm)	Substitute antenna gain (dBi)	Cable Loss (dBi)	Spurious Emission level (dBm)	Limit Line (dBm)	Over Limit (dBm)	Polarization
3701.40	-49.15	12.64	0.75	-37.26	-13.00	-24.26	Vertical
5552.10	-47.57	12.76	1.13	-35.94	-13.00	-22.94	Vertical
7402.00	-48.04	11.44	1.63	-38.23	-13.00	-25.23	Vertical
3701.40	-53.15	12.64	0.75	-41.26	-13.00	-28.26	Horizontal
5552.10	-54.05	12.76	1.13	-42.42	-13.00	-29.42	Horizontal
7402.00	-52.10	11.44	1.63	-42.29	-13.00	-29.29	Horizontal
Middle channel							
Frequency (MHz)	Level at antenna terminals (dBm)	Substitute antenna gain (dBi)	Cable Loss (dBi)	Spurious Emission level (dBm)	Limit Line (dBm)	Over Limit (dBm)	Polarization
3760.00	-49.12	12.71	0.79	-37.20	-13.00	-24.20	Vertical
5640.00	-48.08	12.87	1.15	-36.36	-13.00	-23.36	Vertical
7520.00	-48.06	11.48	1.66	-38.24	-13.00	-25.24	Vertical
3760.00	-53.66	12.71	0.79	-41.74	-13.00	-28.74	Horizontal
5640.00	-53.72	12.87	1.15	-42.00	-13.00	-29.00	Horizontal
7520.00	-52.05	11.48	1.66	-42.23	-13.00	-29.23	Horizontal
Highest channel							
Frequency (MHz)	Level at antenna terminals (dBm)	Substitute antenna gain (dBi)	Cable Loss (dBi)	Spurious Emission level (dBm)	Limit Line (dBm)	Over Limit (dBm)	Polarization
3816.60	-49.25	12.78	0.81	-37.28	-13.00	-24.28	Vertical
5724.90	-47.59	12.97	1.19	-35.81	-13.00	-22.81	Vertical
7633.20	-47.98	11.34	1.71	-38.35	-13.00	-25.35	Vertical
3816.60	-53.28	12.78	0.81	-41.31	-13.00	-28.31	Horizontal
5724.90	-54.59	12.97	1.19	-42.81	-13.00	-29.81	Horizontal
7633.20	-51.76	11.34	1.71	-42.13	-13.00	-29.13	Horizontal
<i>Remark:</i>							
<i>The emission levels of below 1 GHz are lower than the limit 20dB and not show in test report.</i>							

Band 2 (20MHz)							
Lowest channel							
Frequency (MHz)	Level at antenna terminals (dBm)	Substitute antenna gain (dBi)	Cable Loss (dBi)	Spurious Emission level (dBm)	Limit Line (dBm)	Over Limit (dBm)	Polarization
3720.00	-49.28	12.66	0.77	-37.39	-13.00	-24.39	Vertical
5580.00	-46.97	12.80	1.15	-35.32	-13.00	-22.32	Vertical
7440.00	-48.21	11.46	1.64	-38.39	-13.00	-25.39	Vertical
3720.00	-53.33	12.66	0.77	-41.44	-13.00	-28.44	Horizontal
5580.00	-55.07	12.80	1.15	-43.42	-13.00	-30.42	Horizontal
7440.00	-52.00	11.46	1.64	-42.18	-13.00	-29.18	Horizontal
Middle channel							
Frequency (MHz)	Level at antenna terminals (dBm)	Substitute antenna gain (dBi)	Cable Loss (dBi)	Spurious Emission level (dBm)	Limit Line (dBm)	Over Limit (dBm)	Polarization
3760.00	-49.74	12.71	0.79	-37.82	-13.00	-24.82	Vertical
5640.00	-47.51	12.87	1.15	-35.79	-13.00	-22.79	Vertical
7520.00	-47.93	11.48	1.66	-38.11	-13.00	-25.11	Vertical
3760.00	-53.45	12.71	0.79	-41.53	-13.00	-28.53	Horizontal
5640.00	-54.78	12.87	1.15	-43.06	-13.00	-30.06	Horizontal
7520.00	-51.83	11.48	1.66	-42.01	-13.00	-29.01	Horizontal
Highest channel							
Frequency (MHz)	Level at antenna terminals (dBm)	Substitute antenna gain (dBi)	Cable Loss (dBi)	Spurious Emission level (dBm)	Limit Line (dBm)	Over Limit (dBm)	Polarization
3800.00	-49.33	12.76	0.79	-37.36	-13.00	-24.36	Vertical
5700.00	-47.24	12.94	1.18	-35.48	-13.00	-22.48	Vertical
7600.00	-48.07	11.38	1.69	-38.38	-13.00	-25.38	Vertical
3800.00	-53.49	12.76	0.79	-41.52	-13.00	-28.52	Horizontal
5700.00	-54.59	12.94	1.18	-42.83	-13.00	-29.83	Horizontal
7600.00	-51.43	11.38	1.69	-41.74	-13.00	-28.74	Horizontal
<i>Remark:</i>							
<i>The emission levels of below 1 GHz are lower than the limit 20dB and not show in test report.</i>							

LTE Band 4 part:

Band 4 (1.4MHz)							
Lowest channel							
Frequency (MHz)	Level at antenna terminals (dBm)	Substitute antenna gain (dBi)	Cable Loss (dBi)	Spurious Emission level (dBm)	Limit Line (dBm)	Over Limit (dBm)	Polarization
3421.40	-53.61	12.24	0.70	-42.07	-13.00	-29.07	Vertical
5132.10	-57.07	12.92	1.01	-45.16	-13.00	-32.16	Vertical
6842.80	-52.36	11.42	1.53	-42.47	-13.00	-29.47	Vertical
3421.40	-52.26	12.24	0.70	-40.72	-13.00	-27.72	Horizontal
5132.10	-57.12	12.92	1.01	-45.21	-13.00	-32.21	Horizontal
6842.80	-52.31	11.42	1.53	-42.42	-13.00	-29.42	Horizontal
Middle channel							
Frequency (MHz)	Level at antenna terminals (dBm)	Substitute antenna gain (dBi)	Cable Loss (dBi)	Spurious Emission level (dBm)	Limit Line (dBm)	Over Limit (dBm)	Polarization
3465.00	-54.08	12.33	0.72	-42.47	-13.00	-29.47	Vertical
5197.50	-56.74	12.88	1.04	-44.90	-13.00	-31.90	Vertical
6930.00	-52.42	11.30	1.56	-42.68	-13.00	-29.68	Vertical
3465.00	-52.48	12.33	0.72	-40.87	-13.00	-27.87	Horizontal
5197.50	-57.43	12.88	1.04	-45.59	-13.00	-32.59	Horizontal
6930.00	-52.30	11.30	1.56	-42.56	-13.00	-29.56	Horizontal
Highest channel							
Frequency (MHz)	Level at antenna terminals (dBm)	Substitute antenna gain (dBi)	Cable Loss (dBi)	Spurious Emission level (dBm)	Limit Line (dBm)	Over Limit (dBm)	Polarization
3508.60	-54.00	12.41	0.74	-42.33	-13.00	-29.33	Vertical
5262.90	-57.32	12.84	1.07	-45.55	-13.00	-32.55	Vertical
7017.20	-52.38	11.21	1.58	-42.75	-13.00	-29.75	Vertical
3508.60	-52.74	12.41	0.74	-41.07	-13.00	-28.07	Horizontal
5262.90	-57.03	12.84	1.07	-45.26	-13.00	-32.26	Horizontal
7017.20	-51.94	11.21	1.58	-42.31	-13.00	-29.31	Horizontal
<i>Remark:</i>							
<i>The emission levels of below 1 GHz are lower than the limit 20dB and not show in test report.</i>							

Band 4 (20MHz)							
Lowest channel							
Frequency (MHz)	Level at antenna terminals (dBm)	Substitute antenna gain (dBi)	Cable Loss (dBi)	Spurious Emission level (dBm)	Limit Line (dBm)	Over Limit (dBm)	Polarization
3440.00	-54.11	12.28	0.71	-42.54	-13.00	-29.54	Vertical
5160.00	-57.29	12.90	1.03	-45.42	-13.00	-32.42	Vertical
6880.00	-52.66	11.37	1.54	-42.83	-13.00	-29.83	Vertical
3440.00	-52.78	12.28	0.71	-41.21	-13.00	-28.21	Horizontal
5160.00	-56.94	12.90	1.03	-45.07	-13.00	-32.07	Horizontal
6880.00	-51.94	11.37	1.54	-42.11	-13.00	-29.11	Horizontal
Middle channel							
Frequency (MHz)	Level at antenna terminals (dBm)	Substitute antenna gain (dBi)	Cable Loss (dBi)	Spurious Emission level (dBm)	Limit Line (dBm)	Over Limit (dBm)	Polarization
3465.00	-54.54	12.33	0.72	-42.93	-13.00	-29.93	Vertical
5197.50	-57.13	12.88	1.04	-45.29	-13.00	-32.29	Vertical
6930.00	-53.01	11.30	1.56	-43.27	-13.00	-30.27	Vertical
3465.00	-53.07	12.33	0.72	-41.46	-13.00	-28.46	Horizontal
5197.50	-56.54	12.88	1.04	-44.70	-13.00	-31.70	Horizontal
6930.00	-52.05	11.30	1.56	-42.31	-13.00	-29.31	Horizontal
Highest channel							
Frequency (MHz)	Level at antenna terminals (dBm)	Substitute antenna gain (dBi)	Cable Loss (dBi)	Spurious Emission level (dBm)	Limit Line (dBm)	Over Limit (dBm)	Polarization
3490.00	-54.50	12.38	0.73	-42.85	-13.00	-29.85	Vertical
5235.00	-57.37	12.86	1.06	-45.57	-13.00	-32.57	Vertical
6980.00	-53.09	11.23	1.57	-43.43	-13.00	-30.43	Vertical
3490.00	-53.30	12.38	0.73	-41.65	-13.00	-28.65	Horizontal
5235.00	-56.55	12.86	1.06	-44.75	-13.00	-31.75	Horizontal
6980.00	-51.49	11.23	1.57	-41.83	-13.00	-28.83	Horizontal
<i>Remark:</i>							
<i>The emission levels of below 1 GHz are lower than the limit 20dB and not show in test report.</i>							

Band 5 (1.4MHz)							
Lowest channel							
Frequency (MHz)	Level at antenna terminals (dBm)	Substitute antenna gain (dBi)	Cable Loss (dBi)	Spurious Emission level (dBm)	Limit Line (dBm)	Over Limit (dBm)	Polarization
1649.40	-62.93	9.57	0.20	-53.56	-13.00	-40.56	Vertical
2474.10	-64.36	10.86	0.43	-53.93	-13.00	-40.93	Vertical
3298.80	-61.57	12.00	0.64	-50.21	-13.00	-37.21	Vertical
1649.40	-62.69	9.57	0.20	-53.32	-13.00	-40.32	Horizontal
2474.10	-64.82	10.86	0.43	-54.39	-13.00	-41.39	Horizontal
3298.80	-61.06	12.00	0.64	-49.70	-13.00	-36.70	Horizontal
Middle channel							
Frequency (MHz)	Level at antenna terminals (dBm)	Substitute antenna gain (dBi)	Cable Loss (dBi)	Spurious Emission level (dBm)	Limit Line (dBm)	Over Limit (dBm)	Polarization
1673.30	-63.16	9.66	0.22	-53.72	-13.00	-40.72	Vertical
2509.50	-64.43	10.91	0.46	-53.98	-13.00	-40.98	Vertical
3346.00	-62.03	12.09	0.66	-50.60	-13.00	-37.60	Vertical
1673.30	-62.58	9.66	0.22	-53.14	-13.00	-40.14	Horizontal
2509.50	-64.96	10.91	0.46	-54.51	-13.00	-41.51	Horizontal
3346.00	-60.66	12.09	0.66	-49.23	-13.00	-36.23	Horizontal
Highest channel							
Frequency (MHz)	Level at antenna terminals (dBm)	Substitute antenna gain (dBi)	Cable Loss (dBi)	Spurious Emission level (dBm)	Limit Line (dBm)	Over Limit (dBm)	Polarization
1696.60	-62.74	9.74	0.23	-53.23	-13.00	-40.23	Vertical
2544.90	-63.94	10.94	0.49	-53.49	-13.00	-40.49	Vertical
3393.20	-61.54	12.19	0.68	-50.03	-13.00	-37.03	Vertical
1696.60	-62.63	9.74	0.23	-53.12	-13.00	-40.12	Horizontal
2544.90	-65.16	10.94	0.49	-54.71	-13.00	-41.71	Horizontal
3393.20	-61.02	12.19	0.68	-49.51	-13.00	-36.51	Horizontal
<p><i>Remark:</i> <i>The emission levels of below 1 GHz are lower than the limit 20dB and not show in test report.</i></p>							

Band 5 (10MHz)							
Lowest channel							
Frequency (MHz)	Level at antenna terminals (dBm)	Substitute antenna gain (dBi)	Cable Loss (dBi)	Spurious Emission level (dBm)	Limit Line (dBm)	Over Limit (dBm)	Polarization
1658.00	-62.53	9.60	0.21	-53.14	-13.00	-40.14	Vertical
2487.00	-64.21	10.88	0.45	-53.78	-13.00	-40.78	Vertical
3316.00	-61.36	12.03	0.65	-49.98	-13.00	-36.98	Vertical
1658.00	-62.02	9.60	0.21	-52.63	-13.00	-39.63	Horizontal
2487.00	-64.97	10.88	0.45	-54.54	-13.00	-41.54	Horizontal
3316.00	-60.43	12.03	0.65	-49.05	-13.00	-36.05	Horizontal
Middle channel							
Frequency (MHz)	Level at antenna terminals (dBm)	Substitute antenna gain (dBi)	Cable Loss (dBi)	Spurious Emission level (dBm)	Limit Line (dBm)	Over Limit (dBm)	Polarization
1673.30	-62.17	9.66	0.21	-52.72	-13.00	-39.72	Vertical
2509.50	-64.04	10.91	0.46	-53.59	-13.00	-40.59	Vertical
3346.00	-61.41	12.09	0.66	-49.98	-13.00	-36.98	Vertical
1673.30	-62.13	9.66	0.21	-52.68	-13.00	-39.68	Horizontal
2509.50	-64.98	10.91	0.46	-54.53	-13.00	-41.53	Horizontal
3346.00	-60.20	12.09	0.66	-48.77	-13.00	-35.77	Horizontal
Highest channel							
Frequency (MHz)	Level at antenna terminals (dBm)	Substitute antenna gain (dBi)	Cable Loss (dBi)	Spurious Emission level (dBm)	Limit Line (dBm)	Over Limit (dBm)	Polarization
1688.00	-61.84	9.71	0.23	-52.36	-13.00	-39.36	Vertical
2532.00	-63.91	10.93	0.48	-53.46	-13.00	-40.46	Vertical
3376.00	-61.16	12.15	0.67	-49.68	-13.00	-36.68	Vertical
1688.00	-62.65	9.71	0.23	-53.17	-13.00	-40.17	Horizontal
2532.00	-64.97	10.93	0.48	-54.52	-13.00	-41.52	Horizontal
3376.00	-60.69	12.15	0.67	-49.21	-13.00	-36.21	Horizontal
<i>Remark:</i>							
<i>The emission levels of below 1 GHz are lower than the limit 20dB and not show in test report.</i>							

LTE Band 7 part:

Band 7 (5MHz)							
Lowest channel							
Frequency (MHz)	Level at antenna terminals (dBm)	Substitute antenna gain (dBi)	Cable Loss (dBi)	Spurious Emission level (dBm)	Limit Line (dBm)	Over Limit (dBm)	Polarization
5005.00	-58.72	13.00	0.94	-46.66	-25.00	-21.66	Vertical
7507.50	-49.18	11.49	1.65	-39.34	-25.00	-14.34	Vertical
10010.00	-49.60	11.69	1.91	-39.82	-25.00	-14.82	Vertical
5005.00	-58.46	13.00	0.94	-46.40	-25.00	-21.40	Horizontal
7507.50	-49.23	11.49	1.65	-39.39	-25.00	-14.39	Horizontal
10010.00	-50.60	11.69	1.91	-40.82	-25.00	-15.82	Horizontal
Middle channel							
Frequency (MHz)	Level at antenna terminals (dBm)	Substitute antenna gain (dBi)	Cable Loss (dBi)	Spurious Emission level (dBm)	Limit Line (dBm)	Over Limit (dBm)	Polarization
5070.00	-58.44	12.96	0.98	-46.46	-25.00	-21.46	Vertical
7605.00	-49.28	11.37	1.69	-39.60	-25.00	-14.60	Vertical
10140.00	-49.96	11.62	1.94	-40.28	-25.00	-15.28	Vertical
5070.00	-58.19	12.96	0.98	-46.21	-25.00	-21.21	Horizontal
7605.00	-49.12	11.37	1.69	-39.44	-25.00	-14.44	Horizontal
10140.00	-50.04	11.62	1.94	-40.36	-25.00	-15.36	Horizontal
Highest channel							
Frequency (MHz)	Level at antenna terminals (dBm)	Substitute antenna gain (dBi)	Cable Loss (dBi)	Spurious Emission level (dBm)	Limit Line (dBm)	Over Limit (dBm)	Polarization
5135.00	-58.56	12.92	1.01	-46.65	-25.00	-21.65	Vertical
7702.50	-48.73	11.26	1.72	-39.19	-25.00	-14.19	Vertical
10270.00	-49.05	11.54	1.95	-39.46	-25.00	-14.46	Vertical
5135.00	-58.59	12.92	1.01	-46.68	-25.00	-21.68	Horizontal
7702.50	-48.85	11.26	1.72	-39.31	-25.00	-14.31	Horizontal
10270.00	-50.05	11.54	1.95	-40.46	-25.00	-15.46	Horizontal
<i>Remark:</i>							
<i>The emission levels of below 1 GHz are lower than the limit 20dB and not show in test report.</i>							

Band 7 (20MHz)							
Lowest channel							
Frequency (MHz)	Level at antenna terminals (dBm)	Substitute antenna gain (dBi)	Cable Loss (dBi)	Spurious Emission level (dBm)	Limit Line (dBm)	Over Limit (dBm)	Polarization
5020.00	-58.65	12.99	0.97	-46.63	-25.00	-21.63	Vertical
7530.00	-49.10	11.46	1.68	-39.32	-25.00	-14.32	Vertical
10040.00	-49.54	11.68	1.94	-39.80	-25.00	-14.80	Vertical
5020.00	-59.10	12.99	0.97	-47.08	-25.00	-22.08	Horizontal
7530.00	-49.16	11.46	1.68	-39.38	-25.00	-14.38	Horizontal
10040.00	-50.43	11.68	1.94	-40.69	-25.00	-15.69	Horizontal
Middle channel							
Frequency (MHz)	Level at antenna terminals (dBm)	Substitute antenna gain (dBi)	Cable Loss (dBi)	Spurious Emission level (dBm)	Limit Line (dBm)	Over Limit (dBm)	Polarization
5070.00	-58.45	12.96	0.98	-46.47	-25.00	-21.47	Vertical
7605.00	-49.34	11.37	1.69	-39.66	-25.00	-14.66	Vertical
10140.00	-49.78	11.62	1.94	-40.10	-25.00	-15.10	Vertical
5070.00	-58.92	12.96	0.98	-46.94	-25.00	-21.94	Horizontal
7605.00	-49.28	11.37	1.69	-39.60	-25.00	-14.60	Horizontal
10140.00	-50.02	11.62	1.94	-40.34	-25.00	-15.34	Horizontal
Highest channel							
Frequency (MHz)	Level at antenna terminals (dBm)	Substitute antenna gain (dBi)	Cable Loss (dBi)	Spurious Emission level (dBm)	Limit Line (dBm)	Over Limit (dBm)	Polarization
5120.00	-58.61	12.93	1.00	-46.68	-25.00	-21.68	Vertical
7680.00	-49.53	11.28	1.72	-39.97	-25.00	-14.97	Vertical
10240.00	-49.24	11.56	1.95	-39.63	-25.00	-14.63	Vertical
5120.00	-59.30	12.93	1.00	-47.37	-25.00	-22.37	Horizontal
7680.00	-49.18	11.28	1.72	-39.62	-25.00	-14.62	Horizontal
10240.00	-49.91	11.56	1.95	-40.30	-25.00	-15.30	Horizontal
<i>Remark:</i>							
<i>The emission levels of below 1 GHz are lower than the limit 20dB and not show in test report.</i>							

LTE Band 17 part:

Band 17 (5MHz)							
Lowest channel							
Frequency (MHz)	Level at antenna terminals (dBm)	Substitute antenna gain (dBi)	Cable Loss (dBi)	Spurious Emission level (dBm)	Limit Line (dBm)	Over Limit (dBm)	Polarization
1413.00	-61.13	7.90	0.12	-53.35	-13.00	-40.35	Vertical
2119.50	-68.32	10.37	0.31	-58.26	-13.00	-45.26	Vertical
2826.00	-61.08	11.23	0.54	-50.39	-13.00	-37.39	Vertical
1413.00	-59.82	7.90	0.12	-52.04	-13.00	-39.04	Horizontal
2119.50	-68.55	10.37	0.31	-58.49	-13.00	-45.49	Horizontal
2826.00	-62.20	11.23	0.54	-51.51	-13.00	-38.51	Horizontal
Middle channel							
Frequency (MHz)	Level at antenna terminals (dBm)	Substitute antenna gain (dBi)	Cable Loss (dBi)	Spurious Emission level (dBm)	Limit Line (dBm)	Over Limit (dBm)	Polarization
1420.00	-60.74	7.96	0.14	-52.92	-13.00	-39.92	Vertical
2130.00	-68.48	10.38	0.33	-58.43	-13.00	-45.43	Vertical
2840.00	-60.69	11.24	0.56	-50.01	-13.00	-37.01	Vertical
1420.00	-60.32	7.96	0.14	-52.50	-13.00	-39.50	Horizontal
2130.00	-68.48	10.38	0.33	-58.43	-13.00	-45.43	Horizontal
2840.00	-62.50	11.24	0.56	-51.82	-13.00	-38.82	Horizontal
Highest channel							
Frequency (MHz)	Level at antenna terminals (dBm)	Substitute antenna gain (dBi)	Cable Loss (dBi)	Spurious Emission level (dBm)	Limit Line (dBm)	Over Limit (dBm)	Polarization
1427.00	-61.33	8.02	0.16	-53.47	-13.00	-40.47	Vertical
2140.50	-68.31	10.40	0.34	-58.25	-13.00	-45.25	Vertical
2854.00	-60.97	11.25	0.57	-50.29	-13.00	-37.29	Vertical
1427.00	-59.85	8.02	0.16	-51.99	-13.00	-38.99	Horizontal
2140.50	-68.06	10.40	0.34	-58.00	-13.00	-45.00	Horizontal
2854.00	-62.42	11.25	0.57	-51.74	-13.00	-38.74	Horizontal
<i>Remark:</i> The emission levels of below 1 GHz are lower than the limit 20dB and not show in test report.							

Band 17 (10MHz)							
Lowest channel							
Frequency (MHz)	Level at antenna terminals (dBm)	Substitute antenna gain (dBi)	Cable Loss (dBi)	Spurious Emission level (dBm)	Limit Line (dBm)	Over Limit (dBm)	Polarization
1418.00	-61.02	7.94	0.13	-53.21	-13.00	-40.21	Vertical
2127.00	-68.29	10.38	0.32	-58.23	-13.00	-45.23	Vertical
2836.00	-60.49	11.24	0.56	-49.81	-13.00	-36.81	Vertical
1418.00	-60.51	7.94	0.13	-52.70	-13.00	-39.70	Horizontal
2127.00	-68.03	10.38	0.32	-57.97	-13.00	-44.97	Horizontal
2836.00	-62.04	11.24	0.56	-51.36	-13.00	-38.36	Horizontal
Middle channel							
Frequency (MHz)	Level at antenna terminals (dBm)	Substitute antenna gain (dBi)	Cable Loss (dBi)	Spurious Emission level (dBm)	Limit Line (dBm)	Over Limit (dBm)	Polarization
1420.00	-61.04	7.96	0.14	-53.22	-13.00	-40.22	Vertical
2130.00	-68.19	10.38	0.33	-58.14	-13.00	-45.14	Vertical
2840.00	-60.77	11.24	0.56	-50.09	-13.00	-37.09	Vertical
1420.00	-60.32	7.96	0.14	-52.50	-13.00	-39.50	Horizontal
2130.00	-67.84	10.38	0.33	-57.79	-13.00	-44.79	Horizontal
2840.00	-62.39	11.24	0.56	-51.71	-13.00	-38.71	Horizontal
Highest channel							
Frequency (MHz)	Level at antenna terminals (dBm)	Substitute antenna gain (dBi)	Cable Loss (dBi)	Spurious Emission level (dBm)	Limit Line (dBm)	Over Limit (dBm)	Polarization
1422.00	-61.29	7.98	0.15	-53.46	-13.00	-40.46	Vertical
2133.00	-67.93	10.39	0.34	-57.88	-13.00	-44.88	Vertical
2844.00	-60.93	11.24	0.57	-50.26	-13.00	-37.26	Vertical
1422.00	-59.84	7.98	0.15	-52.01	-13.00	-39.01	Horizontal
2133.00	-67.72	10.39	0.34	-57.67	-13.00	-44.67	Horizontal
2844.00	-62.81	11.24	0.57	-52.14	-13.00	-39.14	Horizontal
<i>Remark:</i>							
<i>The emission levels of below 1 GHz are lower than the limit 20dB and not show in test report.</i>							

LTE Band 38 part:

Band 38 (5MHz)							
Lowest channel							
Frequency (MHz)	Level at antenna terminals (dBm)	Substitute antenna gain (dBi)	Cable Loss (dBi)	Spurious Emission level (dBm)	Limit Line (dBm)	Over Limit (dBm)	Polarization
5145.00	-56.72	13.01	0.94	-44.65	-25.00	-19.65	Vertical
7717.50	-47.42	11.51	1.65	-37.56	-25.00	-12.56	Vertical
10290.00	-48.94	11.71	1.91	-39.14	-25.00	-14.14	Vertical
5145.00	-56.94	13.02	0.94	-44.86	-25.00	-19.86	Horizontal
7717.50	-47.15	11.52	1.65	-37.28	-25.00	-12.28	Horizontal
10290.00	-49.15	11.71	1.91	-39.35	-25.00	-14.35	Horizontal
Middle channel							
Frequency (MHz)	Level at antenna terminals (dBm)	Substitute antenna gain (dBi)	Cable Loss (dBi)	Spurious Emission level (dBm)	Limit Line (dBm)	Over Limit (dBm)	Polarization
5190.00	-56.61	12.90	1.05	-44.76	-25.00	-19.76	Vertical
7785.00	-47.38	11.18	1.74	-37.94	-25.00	-12.94	Vertical
10380.00	-48.76	11.49	1.98	-39.25	-25.00	-14.25	Vertical
5190.00	-57.15	12.90	1.05	-45.30	-25.00	-20.30	Horizontal
7785.00	-47.01	11.18	1.74	-37.57	-25.00	-12.57	Horizontal
10380.00	-48.92	11.49	1.98	-39.41	-25.00	-14.41	Horizontal
Highest channel							
Frequency (MHz)	Level at antenna terminals (dBm)	Substitute antenna gain (dBi)	Cable Loss (dBi)	Spurious Emission level (dBm)	Limit Line (dBm)	Over Limit (dBm)	Polarization
5235.00	-56.06	12.77	1.09	-44.38	-25.00	-19.38	Vertical
7852.50	-46.48	10.91	1.79	-37.36	-25.00	-12.36	Vertical
10470.00	-48.22	11.24	1.98	-38.96	-25.00	-13.96	Vertical
5235.00	-55.08	11.77	1.09	-44.40	-25.00	-19.40	Horizontal
7852.50	-45.91	10.91	1.80	-36.80	-25.00	-11.80	Horizontal
10470.00	-48.60	11.24	1.98	-39.34	-25.00	-14.34	Horizontal
Remark: The emission levels of below 1 GHz are lower than the limit 20dB and not show in test report.							

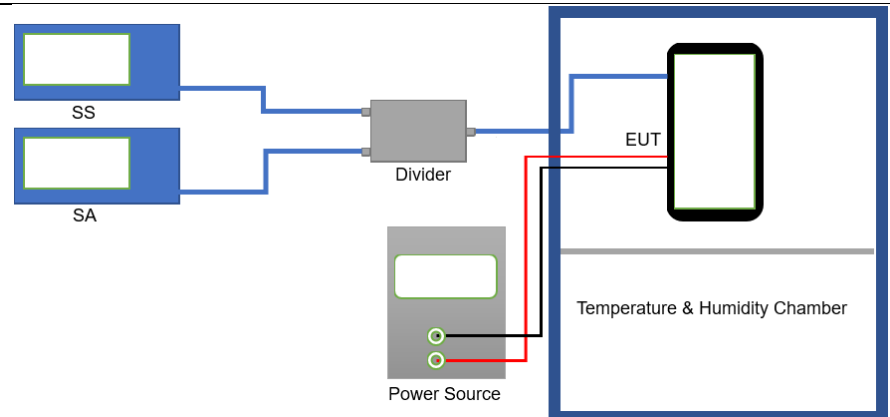
Band 38 (20MHz)							
Lowest channel							
Frequency (MHz)	Level at antenna terminals (dBm)	Substitute antenna gain (dBi)	Cable Loss (dBi)	Spurious Emission level (dBm)	Limit Line (dBm)	Over Limit (dBm)	Polarization
5160.00	-56.60	13.00	0.96	-44.56	-25.00	-19.56	Vertical
7740.00	-47.56	11.49	1.67	-37.74	-25.00	-12.74	Vertical
10320.00	-48.39	11.70	1.93	-38.62	-25.00	-13.62	Vertical
5160.00	-56.20	13.00	0.96	-44.16	-25.00	-19.16	Horizontal
7740.00	-46.63	11.49	1.67	-36.81	-25.00	-11.81	Horizontal
10320.00	-49.61	11.70	1.93	-39.84	-25.00	-14.84	Horizontal
Middle channel							
Frequency (MHz)	Level at antenna terminals (dBm)	Substitute antenna gain (dBi)	Cable Loss (dBi)	Spurious Emission level (dBm)	Limit Line (dBm)	Over Limit (dBm)	Polarization
5190.00	-56.00	12.90	1.05	-44.15	-25.00	-19.15	Vertical
7785.00	-46.86	11.18	1.74	-37.42	-25.00	-12.42	Vertical
10380.00	-48.01	11.49	1.98	-38.50	-25.00	-13.50	Vertical
5190.00	-55.94	12.90	1.05	-44.09	-25.00	-19.09	Horizontal
7785.00	-46.41	11.18	1.74	-36.97	-25.00	-11.97	Horizontal
10380.00	-49.58	11.49	1.98	-40.07	-25.00	-15.07	Horizontal
Highest channel							
Frequency (MHz)	Level at antenna terminals (dBm)	Substitute antenna gain (dBi)	Cable Loss (dBi)	Spurious Emission level (dBm)	Limit Line (dBm)	Over Limit (dBm)	Polarization
5220.00	-55.48	12.77	1.09	-43.80	-25.00	-18.80	Vertical
7830.00	-46.74	10.90	1.78	-37.62	-25.00	-12.62	Vertical
10440.00	-47.52	11.26	1.98	-38.24	-25.00	-13.24	Vertical
5220.00	-54.55	11.77	1.09	-43.87	-25.00	-18.87	Horizontal
7830.00	-46.09	10.90	1.78	-36.97	-25.00	-11.97	Horizontal
10440.00	-49.06	11.26	1.98	-39.78	-25.00	-14.78	Horizontal
<i>Remark:</i>							
<i>The emission levels of below 1 GHz are lower than the limit 20dB and not show in test report.</i>							

LTE Band 41 part:

Band 41 (5MHz)							
Lowest channel							
Frequency (MHz)	Level at antenna terminals (dBm)	Substitute antenna gain (dBi)	Cable Loss (dBi)	Spurious Emission level (dBm)	Limit Line (dBm)	Over Limit (dBm)	Polarization
5075.00	-57.45	13.00	0.94	-45.39	-25.00	-20.39	Vertical
7612.50	-48.01	11.50	1.65	-38.16	-25.00	-13.16	Vertical
10150.00	-50.01	11.70	1.91	-40.22	-25.00	-15.22	Vertical
5075.00	-57.75	13.00	0.94	-45.69	-25.00	-20.69	Horizontal
7612.50	-48.11	11.50	1.65	-38.26	-25.00	-13.26	Horizontal
10150.00	-50.10	11.70	1.91	-40.31	-25.00	-15.31	Horizontal
Middle channel							
Frequency (MHz)	Level at antenna terminals (dBm)	Substitute antenna gain (dBi)	Cable Loss (dBi)	Spurious Emission level (dBm)	Limit Line (dBm)	Over Limit (dBm)	Polarization
5190.00	-57.49	12.89	1.04	-45.64	-25.00	-20.64	Vertical
7785.00	-47.91	11.17	1.73	-38.47	-25.00	-13.47	Vertical
10380.00	-49.96	11.48	1.97	-40.45	-25.00	-15.45	Vertical
5190.00	-57.11	12.89	1.04	-45.26	-25.00	-20.26	Horizontal
7785.00	-48.04	11.17	1.73	-38.60	-25.00	-13.60	Horizontal
10380.00	-49.86	11.48	1.97	-40.35	-25.00	-15.35	Horizontal
Highest channel							
Frequency (MHz)	Level at antenna terminals (dBm)	Substitute antenna gain (dBi)	Cable Loss (dBi)	Spurious Emission level (dBm)	Limit Line (dBm)	Over Limit (dBm)	Polarization
5125.00	-57.07	12.78	1.11	-45.40	-25.00	-20.40	Vertical
7687.50	-47.19	10.92	1.82	-38.09	-25.00	-13.09	Vertical
10250.00	-49.79	11.25	2.00	-40.54	-25.00	-15.54	Vertical
5125.00	-57.74	12.78	1.11	-46.07	-25.00	-21.07	Horizontal
7687.50	-47.13	10.92	1.82	-38.03	-25.00	-13.03	Horizontal
10250.00	-49.40	11.25	2.00	-40.15	-25.00	-15.15	Horizontal
<i>Remark:</i>							
<i>The emission levels of below 1 GHz are lower than the limit 20dB and not show in test report.</i>							

Band 41 (20MHz)							
Lowest channel							
Frequency (MHz)	Level at antenna terminals (dBm)	Substitute antenna gain (dBi)	Cable Loss (dBi)	Spurious Emission level (dBm)	Limit Line (dBm)	Over Limit (dBm)	Polarization
5090.00	-56.52	12.99	0.95	-44.48	-25.00	-19.48	Vertical
7635.00	-47.68	11.48	1.66	-37.86	-25.00	-12.86	Vertical
10180.00	-50.56	11.69	1.92	-40.79	-25.00	-15.79	Vertical
5090.00	-57.04	12.99	0.95	-45.00	-25.00	-20.00	Horizontal
7635.00	-48.01	11.48	1.66	-38.19	-25.00	-13.19	Horizontal
10180.00	-49.54	11.69	1.92	-39.77	-25.00	-14.77	Horizontal
Middle channel							
Frequency (MHz)	Level at antenna terminals (dBm)	Substitute antenna gain (dBi)	Cable Loss (dBi)	Spurious Emission level (dBm)	Limit Line (dBm)	Over Limit (dBm)	Polarization
5190.00	-56.71	12.89	1.04	-44.86	-25.00	-19.86	Vertical
7785.00	-47.58	11.17	1.73	-38.14	-25.00	-13.14	Vertical
10380.00	-50.18	11.48	1.97	-40.67	-25.00	-15.67	Vertical
5190.00	-57.10	12.89	1.04	-45.25	-25.00	-20.25	Horizontal
7785.00	-47.36	11.17	1.73	-37.92	-25.00	-12.92	Horizontal
10380.00	-49.06	11.48	1.97	-39.55	-25.00	-14.55	Horizontal
Highest channel							
Frequency (MHz)	Level at antenna terminals (dBm)	Substitute antenna gain (dBi)	Cable Loss (dBi)	Spurious Emission level (dBm)	Limit Line (dBm)	Over Limit (dBm)	Polarization
5290.00	-56.76	12.78	1.10	-45.08	-25.00	-20.08	Vertical
7935.00	-47.51	10.91	1.79	-38.39	-25.00	-13.39	Vertical
10580.00	-49.74	11.27	1.99	-40.46	-25.00	-15.46	Vertical
5290.00	-57.42	12.78	1.10	-45.74	-25.00	-20.74	Horizontal
7935.00	-47.17	10.91	1.79	-38.05	-25.00	-13.05	Horizontal
10580.00	-49.18	11.27	1.99	-39.90	-25.00	-14.90	Horizontal
<i>Remark:</i>							
<i>The emission levels of below 1 GHz are lower than the limit 20dB and not show in test report.</i>							

6.6 Frequency stability V.S. Temperature measurement

Test Requirement:	Part 22.355, Part 24.235, Part 27.54, Part 2.1055(a)(1)(b)
Limit:	±2.5 ppm for Band 5 Within authorized band for Band 2 & 4 & 7 & 17 & 38 & 41
Test setup:	
Test procedure:	<ol style="list-style-type: none"> 1. The equipment under test was connected to an external DC power supply and input rated voltage. 2. RF output was connected to a frequency counter or spectrum analyzer via feed through attenuators. 3. The EUT was placed inside the temperature chamber. 4. Set the spectrum analyzer RBW low enough to obtain the desired frequency resolution and measure EUT 25°C operating frequency as reference frequency. 5. Turn EUT off and set the chamber temperature to -30°C. After the temperature stabilized for approximately 30 minutes recorded the frequency. 6. Repeat step measure with 10°C increased per stage until the highest temperature of +50°C reached
Test Instruments:	Refer to section 5.10 for details
Test mode:	Refer to section 5.3 for details
Test results:	Passed

Measurement Data (worst case):

LTE Band 2 part:

Reference Frequency: LTE Band 2 (10MHz) Middle channel=18900 channel=1880.00MHz					
Power supplied (Vdc)	Temperature (°C)	Frequency error		Limit (ppm)	Result
		Hz	ppm		
QPSK					
3.85	-30	168	0.089362	Within authorized band for Band 2	Pass
	-20	159	0.084574		
	-10	146	0.077660		
	0	137	0.072872		
	10	123	0.065426		
	20	116	0.061702		
	30	107	0.056915		
	40	152	0.080851		
	50	130	0.069149		
16QAM					
3.85	-30	166	0.088298	Within authorized band for Band 2	Pass
	-20	157	0.083511		
	-10	141	0.075000		
	0	134	0.071277		
	10	126	0.067021		
	20	150	0.079787		
	30	110	0.058511		
	40	103	0.054787		
	50	119	0.063298		

Note: Only the worst case shown in the report.

LTE Band 4 part:

Reference Frequency: LTE Band 4 (10MHz) Middle channel=20175 channel=1732.50MHz					
Power supplied (Vdc)	Temperature (°C)	Frequency error		Limit (ppm)	Result
		Hz	ppm		
QPSK					
3.85	-30	172	0.099278	Within authorized band for Band 4	Pass
	-20	163	0.094084		
	-10	156	0.090043		
	0	130	0.075036		
	10	123	0.070996		
	20	147	0.084848		
	30	117	0.067532		
	40	108	0.062338		
	50	140	0.080808		
16QAM					
3.85	-30	170	0.098124	Within authorized band for Band 4	Pass
	-20	161	0.092929		
	-10	148	0.085426		
	0	136	0.078499		
	10	154	0.088889		
	20	128	0.073882		
	30	113	0.065224		
	40	142	0.081962		
	50	120	0.069264		

Note: Only the worst case shown in the report.

LTE Band 5 part:

Reference Frequency: LTE Band 5 (10MHz) Middle channel=20525 channel=836.50MHz					
Power supplied (Vdc)	Temperature (°C)	Frequency error		Limit (ppm)	Result
		Hz	ppm		
QPSK					
3.85	-30	171	0.204423	±2.5	Pass
	-20	149	0.178123		
	-10	163	0.194860		
	0	153	0.182905		
	10	131	0.156605		
	20	126	0.150628		
	30	140	0.167364		
	40	118	0.141064		
	50	107	0.127914		
16QAM					
3.85	-30	170	0.203228	±2.5	Pass
	-20	162	0.193664		
	-10	155	0.185296		
	0	146	0.174537		
	10	138	0.164973		
	20	123	0.147041		
	30	116	0.138673		
	40	103	0.123132		
	50	130	0.155409		

Note: Only the worst case shown in the report.

LTE Band 7 part:

Reference Frequency: LTE Band 7 (10MHz) Middle channel=21100 Frequency=2535.00MHz					
Power supplied (Vdc)	Temperature (°C)	Frequency error		Limit (ppm)	Result
		Hz	ppm		
QPSK					
3.85	-30	174	0.068639	Within authorized band for Band 7	Pass
	-20	168	0.066272		
	-10	151	0.059566		
	0	143	0.056410		
	10	136	0.053649		
	20	128	0.050493		
	30	160	0.063116		
	40	120	0.047337		
	50	112	0.044181		
16QAM					
3.85	-30	172	0.067850	Within authorized band for Band 7	Pass
	-20	140	0.055227		
	-10	166	0.065483		
	0	132	0.052071		
	10	159	0.062722		
	20	124	0.048915		
	30	117	0.046154		
	40	101	0.039842		
	50	150	0.059172		

Note: Only the worst case shown in the report.

LTE Band 17 part:

Reference Frequency: LTE Band 17 (10MHz) Middle channel=23790 channel=710.00MHz					
Power supplied (Vdc)	Temperature (°C)	Frequency error		Limit (ppm)	Result
		Hz	ppm		
QPSK					
3.85	-30	165	0.232394	Within authorized band for Band 17	Pass
	-20	157	0.221127		
	-10	142	0.200000		
	0	135	0.190141		
	10	129	0.181690		
	20	114	0.160563		
	30	151	0.212676		
	40	120	0.169014		
	50	103	0.145070		
16QAM					
3.85	-30	163	0.229577	Within authorized band for Band 17	Pass
	-20	156	0.219718		
	-10	145	0.204225		
	0	137	0.192958		
	10	121	0.170423		
	20	118	0.166197		
	30	102	0.143662		
	40	130	0.183099		
	50	110	0.154930		

Note: Only the worst case shown in the report.

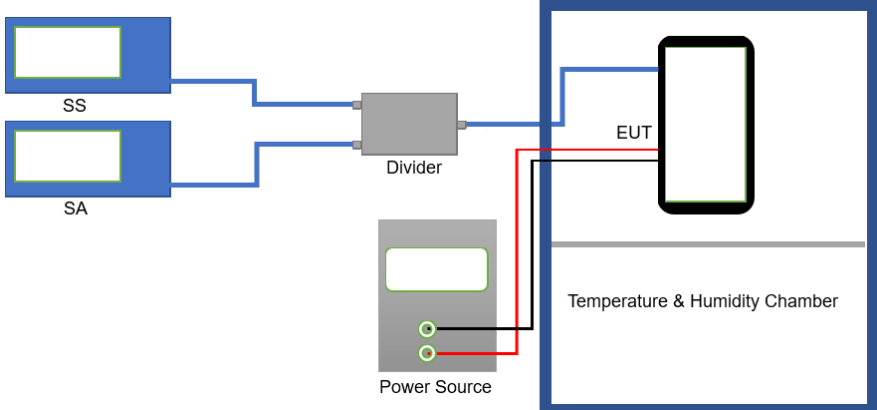
LTE Band 38 part:

Reference Frequency: LTE Band 38 (10MHz) Middle channel=38000 channel=2595.00MHz					
Power supplied (Vdc)	Temperature (°C)	Frequency error		Limit (ppm)	Result
		Hz	ppm		
QPSK					
3.85	-30	174	0.067052	Within authorized band for Band 12	Pass
	-20	150	0.057803		
	-10	142	0.054721		
	0	134	0.051638		
	10	168	0.064740		
	20	127	0.048940		
	30	113	0.043545		
	40	160	0.061657		
	50	120	0.046243		
16QAM					
3.85	-30	171	0.065896	Within authorized band for Band 12	Pass
	-20	151	0.058189		
	-10	143	0.055106		
	0	164	0.063198		
	10	157	0.060501		
	20	134	0.051638		
	30	127	0.048940		
	40	118	0.045472		
	50	109	0.042004		
<i>Note: Only the worst case shown in the report.</i>					

LTE Band 41 part:

Reference Frequency: LTE Band 41 (5MHz)Middle channel=40740 channel=2605.0MHz					
Power supplied (Vdc)	Temperature (°C)	Frequency error		Limit (ppm)	Result
		Hz	ppm		
QPSK					
3.85	-30	178	0.068330	±2.5	Pass
	-20	156	0.059885		
	-10	149	0.057198		
	0	169	0.064875		
	10	135	0.051823		
	20	142	0.054511		
	30	163	0.062572		
	40	124	0.047601		
	50	113	0.043378		
16QAM					
3.85	-30	176	0.067562	±2.5	Pass
	-20	166	0.063724		
	-10	158	0.060653		
	0	144	0.055278		
	10	137	0.052591		
	20	121	0.046449		
	30	111	0.042610		
	40	152	0.058349		
	50	130	0.049904		
<i>Note: Only the worst case shown in the report.</i>					

6.7 Frequency stability V.S. Voltage measurement

Test Requirement:	Part 22.355, Part 24.235, Part 27.54, Part 2.1055(d)(2)
Limit:	±2.5 ppm for Band 5 Within authorized band for Band 2 & 4 & 7 & 17 & 38 & 41
Test setup:	
Test procedure:	<ol style="list-style-type: none"> 1. Set chamber temperature to 25°C. Use a variable DC power source to power the EUT and set the voltage to rated voltage. 2. Set the spectrum analyzer RBW low enough to obtain the desired frequency resolution and recorded the frequency. 3. Reduce the input voltage to specify extreme voltage variation (+/- 15%) and endpoint, record the maximum frequency change.
Test Instruments:	Refer to section 5.10 for details
Test mode:	Refer to section 5.3 for details
Test results:	Passed

Measurement Data (worst case):

LTE Band 2 part:

Reference Frequency: LTE Band 2(10MHz) Middle channel=18900 channel=1880.00MHz					
Temperature (°C)	Power supplied (Vdc)	Frequency error		Limit (ppm)	Result
		Hz	ppm		
QPSK					
25	4.35	89	0.047340	Within authorized band for Band 2	Pass
	3.80	75	0.039894		
	3.50	61	0.032447		
16QAM					
25	4.35	88	0.046809	Within authorized band for Band 2	Pass
	3.80	72	0.038298		
	3.50	60	0.031915		

Note: Only the worst case shown in the report.

LTE Band 4 part:

Reference Frequency: LTE Band 4(10MHz) Middle channel=20175 channel=1732.50MHz					
Temperature (°C)	Power supplied (Vdc)	Frequency error		Limit (ppm)	Result
		Hz	ppm		
QPSK					
25	4.35	87	0.050216	Within authorized band for Band 4	Pass
	3.80	77	0.044444		
	3.50	65	0.037518		
16QAM					
25	4.35	85	0.049062	Within authorized band for Band 4	Pass
	3.80	76	0.043867		
	3.50	63	0.036364		

Note: Only the worst case shown in the report.

LTE Band 5 part:

Reference Frequency: LTE Band 5(10MHz) Middle channel=20525 channel=836.50MHz					
Temperature (°C)	Power supplied (Vdc)	Frequency error		Limit (ppm)	Result
		Hz	ppm		
QPSK					
25	4.35	86	0.102809	±2.5	Pass
	3.80	62	0.074118		
	3.50	73	0.087268		
16QAM					
25	4.35	81	0.096832	±2.5	Pass
	3.80	74	0.088464		
	3.50	58	0.069337		

Note: Only the worst case shown in the report.

LTE Band 7 part:

Reference Frequency: LTE Band 7(10MHz) Middle channel=21100 Frequency=2535.00MHz					
Temperature (°C)	Power supplied (Vdc)	Frequency error		Limit (ppm)	Result
		Hz	ppm		
QPSK					
25	4.35	89	0.035108	Within authorized band for Band 7	Pass
	3.80	73	0.028797		
	3.50	60	0.023669		
16QAM					
25	4.35	84	0.033136	Within authorized band for Band 7	Pass
	3.80	70	0.027613		
	3.50	61	0.024063		

Note: Only the worst case shown in the report.

LTE Band 17 part:

Reference Frequency: LTE Band 17(10MHz) Middle channel=23790 channel=710.00MHz					
Temperature (°C)	Power supplied (Vdc)	Frequency error		Limit (ppm)	Result
		Hz	ppm		
QPSK					
25	4.35	76	0.107042	Within authorized band for Band 17	Pass
	3.80	63	0.088732		
	3.50	58	0.081690		
16QAM					
25	4.35	73	0.102817	Within authorized band for Band 17	Pass
	3.80	64	0.090141		
	3.50	52	0.073239		

Note: Only the worst case shown in the report.

LTE Band 38 part:

Reference Frequency: LTE Band 38(10MHz) Middle channel=38000 channel=2595.00MHz					
Temperature (°C)	Power supplied (Vdc)	Frequency error		Limit (ppm)	Result
		Hz	ppm		
QPSK					
25	4.40	67	0.025819	±2.5	Pass
	3.85	81	0.031214		
	3.55	70	0.026975		
16QAM					
25	4.40	76	0.029287	±2.5	Pass
	3.85	80	0.030829		
	3.55	63	0.024277		

Note: Only the worst case shown in the report.

LTE Band 41 part:

Reference Frequency: LTE Band 41 (10MHz) Middle channel=40740 channel=2605.0MHz					
Temperature (°C)	Power supplied (Vdc)	Frequency error		Limit (ppm)	Result
		Hz	ppm		
QPSK					
25	4.40	80	0.030710	±2.5	Pass
	3.85	73	0.028023		
	3.55	64	0.024568		
16QAM					
25	4.40	79	0.030326	±2.5	Pass
	3.85	53	0.020345		
	3.55	65	0.024952		

Note: Only the worst case shown in the report.